

# Oregon Forest Industry: A Comparison of Occupational Safety and Health Measures, 2011

Information Management Division

Department of Consumer and Business Services

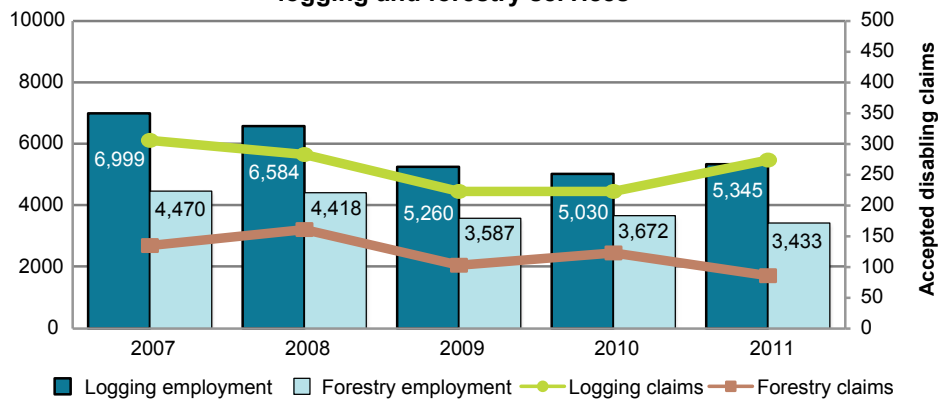
October 2012

By [Karen Howard](#)

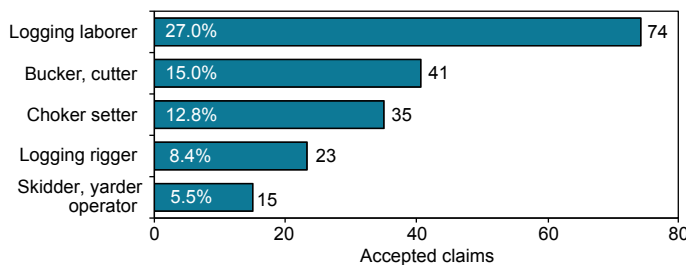
The **Logging Industry (NAICS' 113310)** primarily involves harvesting of timber on long production cycles (10 or more years) and often requires specialized machinery unique to the industry in varied terrains and settings. Establishments within the industry are typically focused in one or more of the following: (1) cutting timber, (2) cutting and transporting timber, and (3) producing wood chips in the field. Shorter cycle products (e.g., Christmas trees) are generally more horticulture in nature and are categorized outside of Forestry and Logging.

The **Forestry Services Industry (NAICS 115310)** comprises companies primarily engaged in particular support activities related to timber production, such as wood technology, marketing, and forest protection. Support activities may include: (1) estimating timber, (2) forest firefighting, (3) forest pest control, and/or (4) consulting on wood attributes and reforestation.

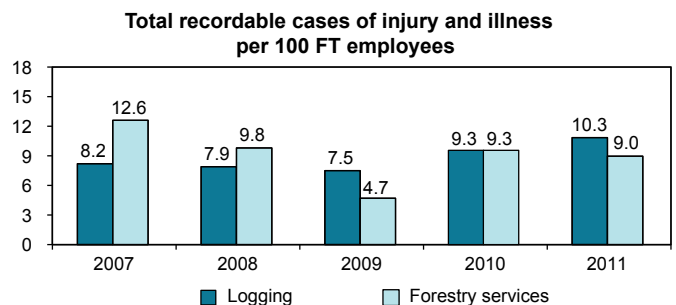
**Accepted disabling claims and employment, Oregon 2007-2011, logging and forestry services**



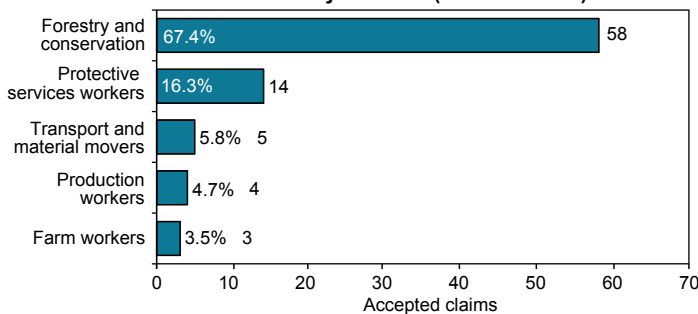
**Occupations with the most Oregon workers' compensation claims by industry, 2011**  
Logging (NAICS 113310)



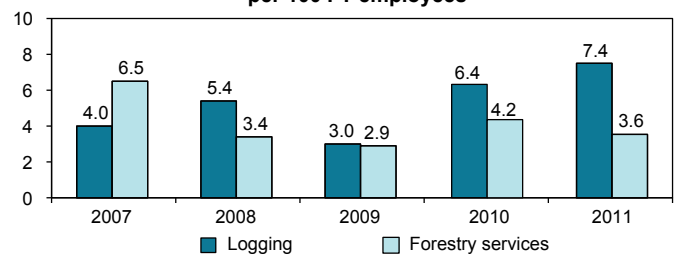
**Survey<sup>2</sup> of occupational injury and illness, incidence rates, Oregon 2007-2011**



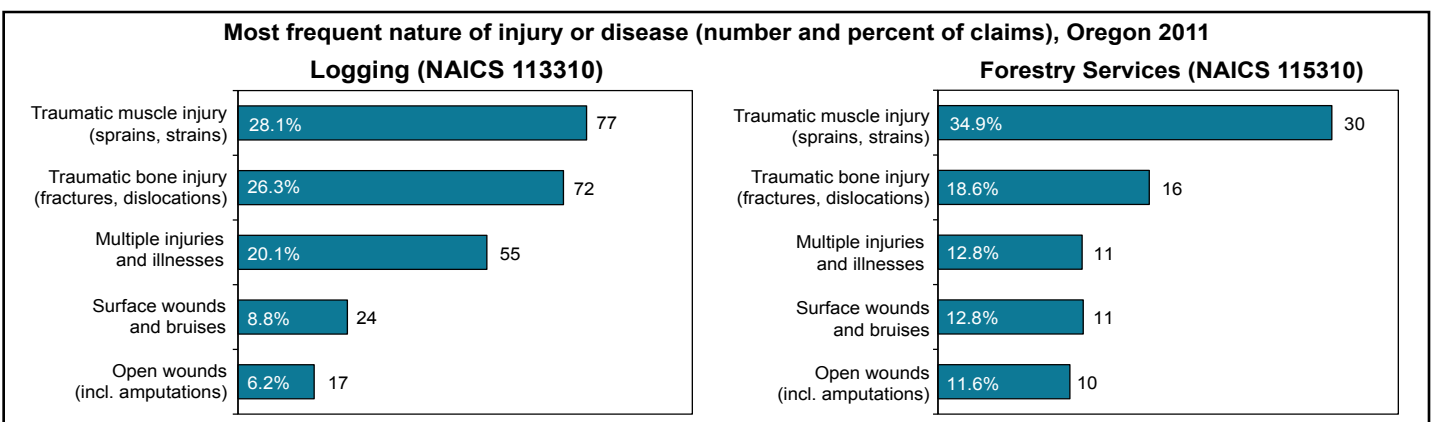
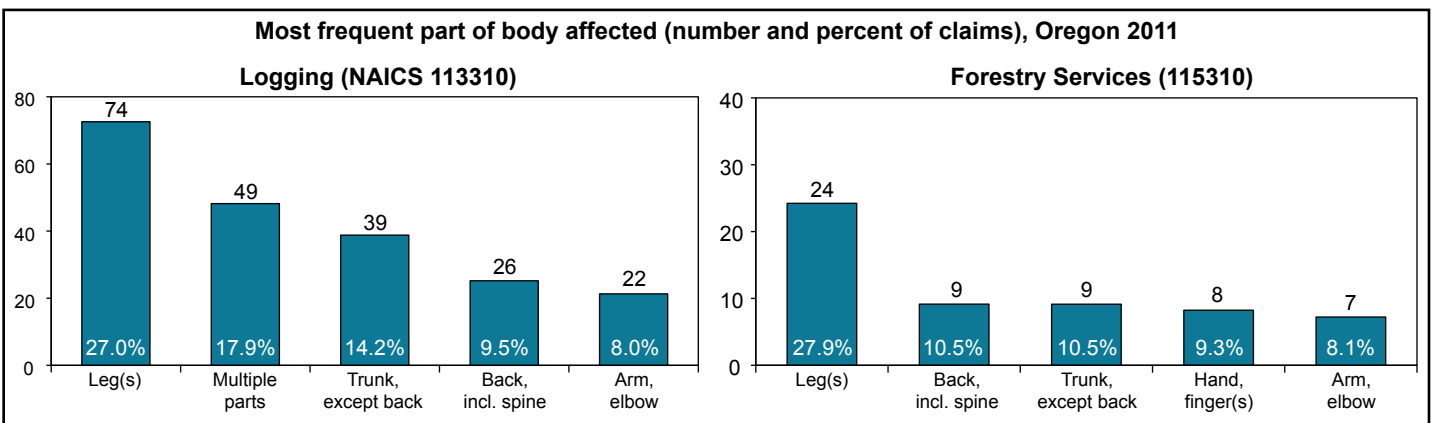
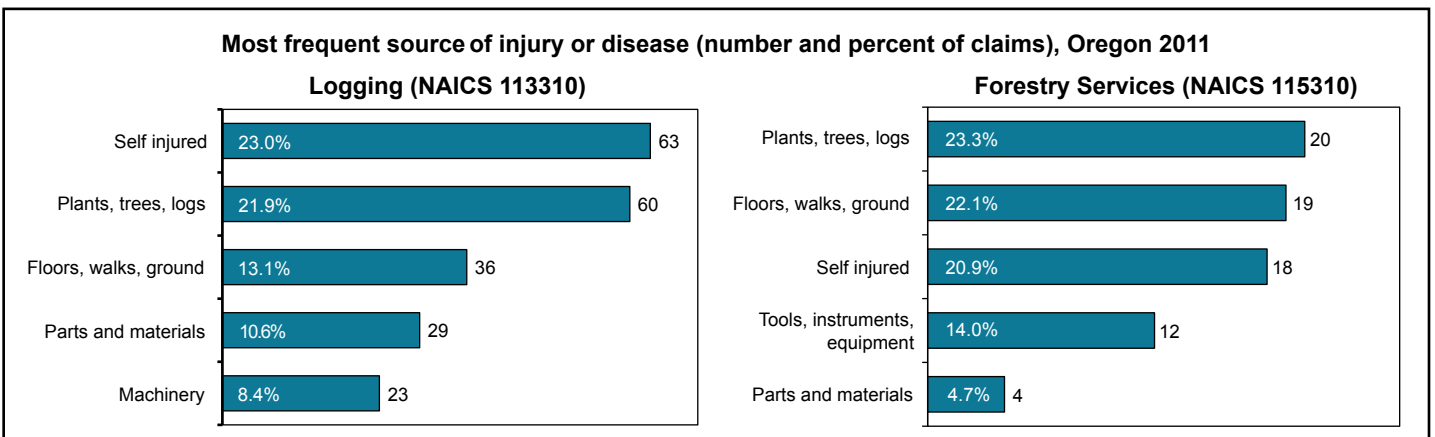
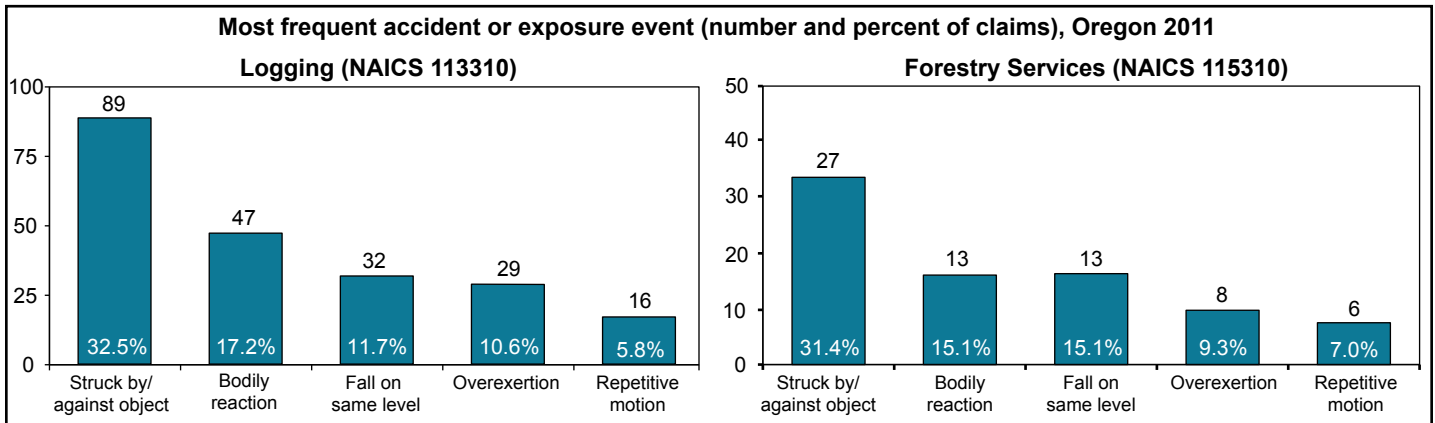
**Forestry services (NAICS 115310)**



**Days away from work, restriction, or job transfer (DART) per 100 FT employees**



**Compensable workers' compensation claim characteristics** – The Department of Consumer and Business Services uses the Bureau of Labor Statistics' Occupational Injury and Illness Classification System (OIICS) to record accident and injury data. OIICS tracks occupational injuries, illnesses, and fatalities according to the event or exposure and source that led to an injury or illness as well as the nature of injury or illness and parts of the body affected.<sup>3</sup>



**Summary table of Oregon employment, accepted disabling workers' compensation claims and fatalities,  
logging and forestry services compared with statewide data, 1990-2011**

Year	Employment <sup>4</sup>			Accepted disabling claims <sup>5</sup>			Accepted disabling claims RATE (ADC's per 100 employees)			Fatal claims			Fatality RATE (fatalis per 100,000 employees)		
	State	Logging	Forest serv.	State	Logging	Forest serv.	State	Logging	Forest serv.	State	Logging	Forest serv.	State	Logging	Forest serv.
1990	1,258,600	11,425	3,069	35,857	1,202	234	2.8	10.5	7.6	64	19	1	5.1	166.3	32.6
1991	1,258,600	10,007	3,000	31,479	878	170	2.5	8.8	5.7	65	13	0	5.2	129.9	-
1992	1,280,500	10,197	2,624	30,786	779	163	2.4	7.6	6.2	63	3	5	4.9	29.4	190.5
1993	1,317,100	9,898	2,426	30,741	766	113	2.3	7.7	4.7	64	11	1	4.9	111.1	41.2
1994	1,378,800	9,138	2,683	31,530	663	173	2.3	7.3	6.4	55	7	1	4.0	76.6	37.3
1995	1,431,600	9,079	2,773	30,564	639	121	2.1	7.0	4.4	48	3	2	3.4	33.0	72.1
1996	1,487,300	8,869	2,970	28,389	605	139	1.9	6.8	4.7	54	9	0	3.6	101.5	-
1997	1,547,800	8,625	3,027	27,922	509	110	1.8	5.9	3.6	43	1	0	2.8	11.6	-
1998	1,576,100	8,084	3,024	27,020	490	104	1.7	6.1	3.4	52	7	0	3.3	86.6	-
1999	1,602,700	7,908	3,212	25,769	513	118	1.6	6.5	3.7	47	2	1	2.9	25.3	31.1
2000	1,627,600	7,868	3,494	25,325	486	114	1.6	6.2	3.3	45	9	0	2.8	114.4	-
2001	1,616,400	7,528	3,934	24,607	457	116	1.5	6.1	2.9	34	5	1	2.1	66.4	25.4
2002	1,596,100	7,535	4,651	23,463	414	178	1.5	5.5	3.8	52	7	0	3.3	92.9	-
2003	1,585,800	7,564	5,026	21,823	525	154	1.4	6.9	3.1	41	8	8	2.6	105.8	159.2
2004	1,630,500	7,707	3,995	22,320	483	131	1.4	6.3	3.3	45	8	0	2.8	103.8	-
2005	1,677,500	7,516	3,977	22,111	439	137	1.3	5.8	3.4	31	3	2	1.8	39.9	50.3
2006	1,734,400	7,222	4,149	23,370	385	130	1.3	5.3	3.1	37	7	0	2.1	96.9	-
2007	1,762,700	6,999	4,470	23,431	306	135	1.3	4.4	3.0	35	3	0	2.0	42.9	-
2008	1,746,200	6,584	4,418	21,660	283	161	1.2	4.3	3.7	45	7	7	2.6	106.3	158.4
2009	1,637,400	5,260	3,587	18,949	223	103	1.2	4.2	2.9	31	3	0	1.9	57.0	-
2010	1,623,300	5,030	3,672	18,012	223	123	1.1	4.4	3.3	17	3	0	1.0	59.6	-
2011	1,638,700	5,345	3,433	18,691	274	86	1.1	5.1	2.5	28	4	0	1.7	74.8	-

**Oregon fatal workers' compensation claims,  
logging and forestry services, 2007-2011**

Industry	2007	2008	2009	2010	2011
Logging	3	7	3	3	4
Forestry services	0	7	0	0	0

**Description of accepted fatal logging and forestry claims, 2010**

Accident description	# of Fatal	Gender	Occupation	NAICS	County
Utility truck went off road and hit power pole	1	M	Logger	113310	Josephine
Loader went off bridge and overturned	1	M	Loader operator	113310	Polk
Struck by falling tree top	1	M	Timber faller	113310	Tillamook
Struck by swinging log	1	M	Hook tender	113310	Coos

**Endnotes:**

<sup>1</sup> NAICS = North American Industry Classification System, 2007 Edition. Employees of client leasing firms are reported by the industry in which they were working at the time of injury.

<sup>2</sup> The U.S. Bureau of Labor Statistics conducts the annual Survey of Occupational Injury and Illness, in cooperation with the Department of Consumer and Business Services.

<sup>3</sup> Claims characteristics are classified according to the Bureau of Labor Statistics' Occupational Injury and Illness Classification System (OIICS).

<sup>4</sup> Employment figures are based on data from the Oregon Employment Department.

<sup>5</sup> Table includes all accepted disabling claims.

Source data are continually updated so results may vary over time.

Source: Information Management Division, Oregon Department of Consumer and Business Services. Last updated October 2012.

In compliance with the Americans with Disabilities Act (ADA), this publication is available in alternative formats. Please call 503-378-8254.

*The information in this report is in the public domain and may be reprinted without permission. Visit the DCBS website, <http://dcbs.oregon.gov>.*

*To receive electronic notification of new publications, see "Electronic Notification" on IMD's home page, <http://www4.cbs.state.or.us/ex/imd/external/>.*



Information Management Division  
350 Winter St. NE, Room 300  
P.O. Box 14480  
Salem, OR 97309-0405  
503-378-8254