DEPARTMENT OF CONSUMER & BUSINESS SERVICES

2023-2025

Legislatively Adopted Budget

DCBS | Department of Consumer and Business Services

TABLE OF CONTENTS

Page

Legislative Action 1

Agency Summary 111

Revenue 181

Workers' Compensation System 198

Oregon OSHA 234

Workers' Compensation Division 268

Workers' Compensation Board 296

Page

Division of Financial Regulation 314

Building Codes Division 380

Shared Services 411

Universal Health Plan Governance Board 470

Workers' Compensation Non-Limited 478

Workers' Benefit Fund 483

Special Reports 491

CERTIFICATION

I hereby certify that the accompanying summary and detailed statements are true and correct to the best of my knowledge and belief and that the accuracy of all numerical information has been verified.

Department of Consumer and Business Services	350 Winter St NE, Salem, Oregon 97301
AGENCY NAME	**AGENCY ADDRESS**
	Director
SIGNATURE	**TITLE**

Notice: Requests of agencies headed by a board or commission must be approved by official action of those bodies and signed by the board or commission chairperson. The requests of other agencies must be approved and signed by the agency director or administrator.

_____ Agency Request

_____ Governor's Budget

__X__ Legislatively Adopted

CERTIFICATION

I hereby certify that the accompanying summary and detailed statements are true and correct to the best of my knowledge and belief and that the accuracy of all numerical information has been verified.

Department of Consumer and Business Services	350 Winter St NE, Salem, Oregon 97301
AGENCY NAME	**AGENCY ADDRESS**
	Director
SIGNATURE	**TITLE**

Notice: Requests of agencies headed by a board or commission must be approved by official action of those bodies and signed by the board or commission chairperson. The requests of other agencies must be approved and signed by the agency director or administrator.

_____ Agency Request

_____ Governor's Budget

__X__ Legislatively Adopted

SB 485 A BUDGET REPORT and MEASURE SUMMARY **Carrier:** Sen. Taylor

Joint Committee On Ways and Means

Action Date:	06/21/21
Action:	Do pass with amendments. (Printed A-Eng.)
Senate Vote	
Yeas:	11 - Anderson, Frederick, Golden, Gorsek, Hansell, Johnson, Knopp, Lieber, Steiner Hayward, Taylor, Thomsen
Nays:	1 - Girod
House Vote	
Yeas:	10 - Bynum, Drazan, Gomberg, Leif, McLain, Nosse, Rayfield, Sanchez, Sollman, Stark
Exc:	1 - Smith G
Prepared By:	Patrick Heath, Department of Administrative Services
Reviewed By:	Ben Ruef, Legislative Fiscal Office

Department of Consumer and Business Services
2021-23

This summary has not been adopted or officially endorsed by action of the committee.

Budget Summary*

	2019-21 Legislatively Approved Budget[(1)]	2021 - 23 Current Service Level	2021-23 Committee Recommendation	Committee Change from 2019-21 Leg. Approved	
				$ Change	% Change
Other Funds Limited	$ -	$ -	$ 362,436	$ 362,436	100.0%
Total	$ -	$ -	$ 362,436	$ 362,436	100.0%

Position Summary

Authorized Positions	0	0	2	2
Full-time Equivalent (FTE) positions	0.00	0.00	1.34	1.34

(1) Includes adjustments through January 2021

* Excludes Capital Construction expenditures

Summary of Revenue Changes

SB 485 creates a new licensing and regulatory program for student loan servicers within the Department of Consumer and Business Services (DCBS). DCBS will recover the cost of regulating student loan servicers with application and renewal fees set by administrative rule. DCBS estimates approximately 40 student loan servicers will be required by SB 485 to obtain a license. DCBS would borrow internally from the Consumer and Business Services Fund to pay for the start-up costs of the new program. The fees DCBS sets for 2021-23 will include the reimbursement of program start-up costs and interest.

The bill also allows DCBS to impose civil penalties for violations of up to $5,000 for a single violation and up to $20,000 for continuous violations. The cost of administrative proceedings against a servicer may also be assessed as a civil penalty. Civil penalties under this bill are paid to the General Fund.

Summary of Transportation and Economic Development Subcommittee Action

SB 485 creates a new licensing and regulatory program for student loan servicers within DCBS, requiring student loan servicers to obtain a license and meet minimum net worth and liquidity requirements. DCBS would have authority to take control of a failing licensee's property, business, and assets, or petition the court for a receiver. DCBS would set the application form and content requirements by rule, including the license and renewal fee, and surety bond requirements. The measure also requires DCBS to designate a student loan ombudsman to review and attempt to resolve complaints from borrowers, compile, and analyze data on consumer complaints, analyze the student loan market and state and federal regulatory frameworks and make recommendations to state agencies and the legislature, and establish a borrower education program.

The Subcommittee recommended $362,436 Other Funds expenditure limitation and two positions (1.34 FTE) to carry out the work of the bill. DCBS will hire one permanent, full-time Program Analyst 3 (0.71 FTE) to act as the Student Loan Ombudsman and perform program oversight and analysis and one permanent, full-time Financial Examiner 1 (0.63 FTE) to act as a Licensing Specialist and Compliance Examiner to process Servicer applications and renewals, ensure licensing requirements are met, and handle inquiries pertaining to Servicer licensing and examinations. The Subcommittee recommendation includes $142,922 in services and supplies expenditures, including $48,200 in Attorney General charges related to enforcement actions, $50,000 to contract with a learning management program to meet continuing education requirements, $26,000 for materials and travel related to consumer outreach, and $18,722 in personal service related services and supplies.

DETAIL OF JOINT COMMITTEE ON WAYS AND MEANS ACTION

Department of Consumer and Business Services
Patrick Heath - 503-983-8670

DESCRIPTION	GENERAL FUND	LOTTERY FUNDS	OTHER FUNDS LIMITED	OTHER FUNDS NONLIMITED	FEDERAL FUNDS LIMITED	FEDERAL FUNDS NONLIMITED	TOTAL ALL FUNDS	POS	FTE
SUBCOMMITTEE ADJUSTMENTS (from CSL)									
SCR 018 Division of Financial Regulation									
Personal Services	$ -	$ -	$ 219,514	$ -	$ -	$ -	$ 219,514	2	1.34
Services and Supplies	$ -	$ -	$ 142,922	$ -	$ -	$ -	$ 142,922		
TOTAL ADJUSTMENTS	$ -	$ -	$ 362,436	$ -	$ -	$ -	$ 362,436	2	1.34
SUBCOMMITTEE RECOMMENDATION	$ -	$ -	$ 362,436	$ -	$ -	$ -	$ 362,436	2	1.34

SB 763 B BUDGET REPORT and MEASURE SUMMARY **Carrier:** Sen. Patterson

Joint Committee On Ways and Means

Action Date:	06/16/21
Action:	Do pass with amendments to the A-Eng bill. (Printed B-Eng.)
Senate Vote	
Yeas:	8 - Anderson, Frederick, Golden, Gorsek, Knopp, Lieber, Steiner Hayward, Taylor
Nays:	4 - Girod, Hansell, Johnson, Thomsen
House Vote	
Yeas:	6 - Gomberg, McLain, Nosse, Rayfield, Sanchez, Sollman
Nays:	3 - Bynum, Leif, Stark
Exc:	2 - Drazan, Smith G
Prepared By:	Patrick Heath, Department of Administrative Services
Reviewed By:	Ben Ruef, Legislative Fiscal Office

Department of Consumer and Business Services
2021-23

Budget Summary*

	2019-21 Legislatively Approved Budget[1]	2021 - 23 Current Service Level	2021-23 Committee Recommendation	Committee Change from 2019-21 Leg. Approved	
				$ Change	% Change
Other Funds	$ -	$ -	$ 698,944	$ 698,944	100.0%
Total	$ -	$ -	$ 698,944	$ 698,944	100.0%

Position Summary

Authorized Positions	0	0	2	2
Full-time Equivalent (FTE) positions	0.00	0.00	2.00	2.00

[1] Includes adjustments through January 2021

* Excludes Capital Construction expenditures

Summary of Revenue Changes

Senate Bill 763 creates a new licensing and regulatory program for pharmaceutical representatives within the Department of Consumer and Business Services (DCBS). DCBS will recover the cost of regulating pharmaceutical representatives with application and renewal fees set by administrative rule; SB 763 caps the application fee at $750. DCBS estimates approximately 1,900 pharmaceutical representatives will be required by SB 763 to obtain a license. DCBS would borrow internally from the Consumer and Business Services fund to pay for the start-up costs of the new program. The fees DCBS sets for 2021-23 will include the reimbursement of program start-up costs and interest.

The bill also allows DCBS to impose civil penalties for violations of between $1,000 and $3,000 per violation.

Summary of Human Services Subcommittee Action

SB 763 establishes a licensing and regulatory program for pharmaceutical representatives within DCBS. Pharmaceutical representatives would need to obtain a license if they engaged in marketing or sales presentations, negotiating pricing and terms and conditions for the sale of pharmaceutical product, selling, or offering pharmaceutical product for sale, among other activities. Licensees must submit annual reports to DCBS and take continuing education to maintain their licenses. SB 763 requires DCBS to submit an annual report to the legislature based on the information provided by licensees each year.

The Human Services Subcommittee recommended $698,944 Other Funds expenditure limitation and the establishment of two permanent, full-time positions (2.00 FTE) to administer the licensing program. The positions include one Information Systems Specialist 6 (1.00 FTE) to develop reports, training, and troubleshoot the IT environment, and one Office Specialist 2 (1.00 FTE) to process new applications and annual renewals, coordinate continuing education courses, customer service, and assist pharmaceutical representatives with annual report submissions.

Services and supplies associated with the new positions are $26,487 in 2021-23, including $5,380 in one-time costs for equipment for the new positions. The bill requires DCBS to modify its existing IT systems to track enforcement actions, capture complaints, accept annual reports, and develop reports and analyze data. This one-time project work will cost $361,900 Other Funds in 2021-23; ongoing software licenses and maintenance will cost $21,300 per biennium in 2021-23 and into future biennia. Other services and supplies costs needed to implement the bill include $26,738 for facilities rent, $7,230 for Attorney General charges, and $5,000 for printed materials related to the program.

DCBS will need to develop an examination to test applicants' qualifications. DCBS anticipates using an open competitive solicitation to select a vendor to administer the examination. Examination fees generally range from $45 to $55 per examination. The Subcommittee recommended budget adjustment does not include the cost of examination fees.

DETAIL OF JOINT COMMITTEE ON WAYS AND MEANS ACTION

Department of Consumer and Business Services
Patrick Heath - 503-983-8670

DESCRIPTION	GENERAL FUND	LOTTERY FUNDS	OTHER FUNDS LIMITED	OTHER FUNDS NONLIMITED	FEDERAL FUNDS LIMITED	FEDERAL FUNDS NONLIMITED	TOTAL ALL FUNDS	POS	FTE
SUBCOMMITTEE ADJUSTMENTS (from CSL)									
Department of Consumer and Business Services									
SCR 017 - Central Services Division									
Personal Services	$ -	$ -	$ 164,999	$ -	$ -	$ -	$ 164,999	1	1.00
Services and Supplies	$ -	$ -	$ 17,620	$ -	$ -	$ -	$ 17,620		
SCR 018 - Division of Financial Regulation									
Personal Services	$ -	$ -	$ 85,290	$ -	$ -	$ -	$ 85,290	1	1.00
Services and Supplies	$ -	$ -	$ 431,035	$ -	$ -	$ -	$ 431,035		
TOTAL ADJUSTMENTS	$ -	$ -	$ 698,944	$ -	$ -	$ -	$ 698,944	2	2.00
SUBCOMMITTEE RECOMMENDATION	$ -	$ -	$ 698,944	$ -	$ -	$ -	$ 698,944	2	2.00

SB 844 B BUDGET REPORT and MEASURE SUMMARY **Carrier:** Sen. Patterson

Joint Committee On Ways and Means

Action Date:	06/21/21
Action:	Do pass with amendments to the A-Eng bill. (Printed B-Eng.)
Senate Vote	
Yeas:	8 - Anderson, Frederick, Golden, Gorsek, Hansell, Lieber, Steiner Hayward, Taylor
Nays:	4 - Girod, Johnson, Knopp, Thomsen
House Vote	
Yeas:	7 - Bynum, Gomberg, McLain, Nosse, Rayfield, Sanchez, Sollman
Nays:	3 - Drazan, Leif, Stark
Exc:	1 - Smith G
Prepared By:	Patrick Heath, Department of Administrative Services
Reviewed By:	Ben Ruef, Legislative Fiscal Office

Department of Consumer and Business Services
2021-23

Budget Summary*

	2019-21 Legislatively Approved Budget[(1)]	2021 - 23 Current Service Level	2021-23 Committee Recommendation	Committee Change from 2019-21 Leg. Approved	
				$ Change	% Change
General Fund	$ -	$ -	$ 1,786,192	$ 1,786,192	100.0%
Total	$ -	$ -	$ 1,786,192	$ 1,786,192	100.0%

Position Summary

Authorized Positions	0	0	8	8
Full-time Equivalent (FTE) positions	0.00	0.00	5.26	5.26

(1) Includes adjustments through January 2021

* Excludes Capital Construction expenditures

Summary of Revenue Changes

SB 844 establishes the Prescription Drug Affordability Board within the Department of Consumer and Business Services (DCBS) and appropriates $1,786,192 General Fund for the purposes of the bill. DCBS must reimburse the General Fund once sufficient fee revenue is collected from prescription drug manufacturers by the end of the 2021-23 biennium. The Prescription Drug Affordability Board shall annually assess fees to be paid by manufacturers that sell prescription drug products in this state. The fees shall be established in amounts necessary to meet the costs of the board in administering the bill. Fees shall be imposed based on a manufacturer's share of gross revenue from sales of prescription drug products in this state. Fees collected under this section shall be deposited in the Prescription Drug Affordability Account established by the bill. Interest earned on the account shall be credited to the account. Moneys in the account are continuously appropriated to the Prescription Drug Affordability Board to carry out the bill.

Summary of Human Services Subcommittee Action

SB 844 establishes a five-member Prescription Drug Affordability Board (Board), in DCBS, to review the affordability of prescription drugs sold in Oregon. The members of the Board are to be residents of Oregon with expertise in health care economics and clinical medicine, to be appointed by the Governor and subject to Senate approval. The Board will meet publicly to review drugs meeting certain cost or price increase thresholds. In an affordability review, the Board will determine whether a drug presents affordability challenges to Oregon patients or health systems, or health inequities for communities of color in Oregon, considering the price of the drug, drug rebates or discounts, the cost of the drug to health plans, patient access, alternatives to the drug, the average insurance co-payment for the drug, and any additional information provided by the drug's manufacturer. If the Board determines a drug creates an affordability challenge for patients or health systems, or health inequities for communities of color, the Board may set an upper payment limit for the drug that applies to all sales and reimbursements for the

drug in Oregon. Self-insured employer plans and Medicare Advantage plans are exempt from the upper payment limit and other payers may apply for an exemption. Regardless of the exemption, health care providers are barred from billing an amount for the drug over the upper payment limit even if the patient is covered through a self-insured employer plan or otherwise exempt health plan. DCBS will provide staff support and may employ consultants, investigators or other staff necessary for the Board to carry out its duties.

The Subcommittee recommended $1,786,192 General Fund and eight positions (5.26 FTE) to carry out the purposes of the bill. DCBS will hire the following positions: one permanent full-time Principal Executive Manager E (0.75 FTE) for program oversight and management of Affordability Reviews and appeals; one permanent full-time Project Manager 3 (0.75 FTE) to implement project plans and legislative reporting; two permanent full-time Operations and Policy Analyst 3 positions (1.50 FTE) to identify and review prescription drugs, perform the generic drug market study and annual study, and develop policy recommendations; one permanent full-time Research Analyst 4 (0.75 FTE) to perform economic analyses, collect data, and establish fees; one permanent full-time Administrative Specialist 2 (0.75 FTE) to support the program and Board; and one permanent part-time Information Systems Specialist 7 (0.38 FTE) and one permanent part-time Information Systems Specialist 8 (0.38 FTE) to provide data collection, tracking, and analysis. Personal services-related services and supplies will cost $122,247 Other Funds. Additional costs include $173,520 for Department of Justice hourly legal service billings, $475,200 for consultant services, such as pharmacists or other subject matter experts on pharmaceutical prices, $5,000 for publicity and publications, and one-time expenditures of $12,000 for office furniture.

The bill also specifies that the funds used to reimburse the General Fund are not a budget item on which a limitation is set but are in addition to any specific biennial appropriations or amounts authorized to be expended from continuously appropriated funds.

DETAIL OF JOINT COMMITTEE ON WAYS AND MEANS ACTION

Department of Consumer and Business Services
Patrick Heath - 503-983-8670

DESCRIPTION	GENERAL FUND	LOTTERY FUNDS	OTHER FUNDS LIMITED	OTHER FUNDS NONLIMITED	FEDERAL FUNDS LIMITED	FEDERAL FUNDS NONLIMITED	TOTAL ALL FUNDS	POS	FTE
SUBCOMMITTEE ADJUSTMENTS (from CSL)									
SCR 017 Central Services									
Personal Services	$ 150,169	$ -	$ -	$ -	$ -	$ -	$ 150,169	2	0.76
Services and Supplies	$ 14,074	$ -	$ -	$ -	$ -	$ -	$ 14,074		
SCR 018 Division of Financial Regulation									
Personal Services	$ 848,056	$ -	$ -	$ -	$ -	$ -	$ 848,056	6	4.50
Services and Supplies	$ 773,893	$ -	$ -	$ -	$ -	$ -	$ 773,893		
TOTAL ADJUSTMENTS	$ 1,786,192	$ -	$ -	$ -	$ -	$ -	$ 1,786,192	8	5.26
SUBCOMMITTEE RECOMMENDATION	$ 1,786,192	$ -	$ -	$ -	$ -	$ -	$ 1,786,192	8	5.26

HB 2010 B BUDGET REPORT and MEASURE SUMMARY **Carrier:** Rep. Salinas, Rep. Hayden

Joint Committee On Ways and Means

Action Date:	06/21/21
Action:	Do pass with amendments to the A-Eng bill. (Printed B-Eng.)
House Vote	
Yeas:	10 - Bynum, Drazan, Gomberg, Leif, McLain, Nosse, Rayfield, Sanchez, Sollman, Stark
Exc:	1 - Smith G
Senate Vote	
Yeas:	12 - Anderson, Frederick, Girod, Golden, Gorsek, Hansell, Johnson, Knopp, Lieber, Steiner Hayward, Taylor, Thomsen
Prepared By:	Patrick Heath, Department of Administrative Services
Reviewed By:	Haylee Morse-Miller, Legislative Fiscal Office

Oregon Health Authority
2021-23

Budget Summary*

	2019-21 Legislatively Approved Budget[1]	2021 - 23 Current Service Level	2021-23 Committee Recommendation	Committee Change from 2019-21 Leg. Approved	
				$ Change	% Change
General Fund	$ -	$ -	$ 650,000	$ 650,000	100.0%
Total	$ -	$ -	$ 650,000	$ 650,000	100.0%

Position Summary

Authorized Positions	0	0	0	0
Full-time Equivalent (FTE) positions	0.00	0.00	0.00	0.00

[1] Includes adjustments through January 2021

* Excludes Capital Construction expenditures

Summary of Revenue Changes

House Bill 2010 appropriates $650,000 General Fund to carry out the work of the bill.

Summary of Human Services Subcommittee Action

House Bill 2010 directs the Oregon Health Authority (OHA), in collaboration with the Department of Consumer and Business Services (DCBS), to develop a plan to implement a public health plan that will be available to individuals and families in the individual health insurance market, and to small employers whose employees struggle with health care costs. OHA and DCBS are directed to analyze federal funding opportunities, assess the need for this plan across specific populations, and determine the effect the plan would have on the overall stability of insurance markets in Oregon. The agencies are also directed to assess how recent federal program changes could improve affordability and access to coverage, benefits of a state-based technology platform, subsidy needs, and coverage strategies under development by the Task Force on Universal Health Care. DCBS and OHA are to report to the Legislative Assembly on this work no later than January 1, 2022.

This measure also directs OHA to report to the interim committees of the Legislative Assembly related to health no later than July 1, 2022, on recommendations for a regional global budget health care delivery model pilot.

The Subcommittee recommended $650,000 General Fund be appropriated to OHA to assist with all aspects of the study to be conducted under this measure, including analysis of plan design options, reimbursement rates, federal approval, and policy issues, among other work required under this bill. The bill has a minimal fiscal impact to DCBS, as the Department will use existing staff to perform the work required by the bill.

DETAIL OF JOINT COMMITTEE ON WAYS AND MEANS ACTION

Oregon Health Authority
Patrick Heath - 503-983-8670

DESCRIPTION	GENERAL FUND	LOTTERY FUNDS	OTHER FUNDS LIMITED	OTHER FUNDS NONLIMITED	FEDERAL FUNDS LIMITED	FEDERAL FUNDS NONLIMITED	TOTAL ALL FUNDS	POS	FTE
SUBCOMMITTEE ADJUSTMENTS (from CSL)									
SCR 010-45 Central Services									
Services and Supplies	$ 650,000	$ -	$ -	$ -	$ -	$ -	$ 650,000		
TOTAL ADJUSTMENTS	$ 650,000	$ -	$ -	$ -	$ -	$ -	$ 650,000	0	0.00
SUBCOMMITTEE RECOMMENDATION	$ 650,000	$ -	$ -	$ -	$ -	$ -	$ 650,000	0.00	0.00

HB 3046 B BUDGET REPORT and MEASURE SUMMARY **Carrier:** Rep. Nosse

Joint Committee On Ways and Means

Action Date:	06/21/21
Action:	Do pass with amendments to the A-Eng bill. (Printed B-Eng.)
House Vote	
Yeas:	11 - Bynum, Drazan, Gomberg, Leif, McLain, Nosse, Rayfield, Sanchez, Smith G, Sollman, Stark
Senate Vote	
Yeas:	12 - Anderson, Frederick, Girod, Golden, Gorsek, Hansell, Johnson, Knopp, Lieber, Steiner Hayward, Taylor, Thomsen
Prepared By:	Patrick Heath, Department of Administrative Services
Reviewed By:	Ben Ruef, Legislative Fiscal Office

Department of Consumer and Business Services
2021-23

This summary has not been adopted or officially endorsed by action of the committee.

Budget Summary*

	2019-21 Legislatively Approved Budget[1]	2021 - 23 Current Service Level	2021-23 Committee Recommendation	Committee Change from 2019-21 Leg. Approved	
				$ Change	% Change
Other Funds Limited	$ -	$ -	$ 708,708	$ 708,708	100.0%
Total	$ -	$ -	$ 708,708	$ 708,708	100.0%

Position Summary

Authorized Positions	0	0	3	3.00
Full-time Equivalent (FTE) positions	0.00	0.00	3.00	3.00

[1] Includes adjustments through January 2021

* Excludes Capital Construction expenditures

Summary of Revenue Changes

Other Funds revenues to carry out the purposes of HB 3046 are derived from the Department of Consumer and Business Services' (DCBS) annual insurer premium assessment.

Summary of Human Services Subcommittee Action

HB 3046 requires each health insurer offering plans providing behavioral health benefits to report to DCBS, annually, on non-quantitative limitations for behavioral health benefits. DCBS is to report to the interim committees of the legislative assembly related to mental or behavioral health no later than September 15 of each year, comparing insurer's coverage of mental health treatment and services, and substance use disorder treatment and services to coverage of medical or surgical treatments or services. The bill also requires DCBS to evaluate certain criteria around the adequacy and coverage of an insurer's behavioral health network during annual reviews of group health insurers to ensure behavioral health services are treated at parity with medical services.

The Subcommittee recommended $708,708 Other Funds expenditure limitation and three permanent full-time positions (3.00 FTE) to carry out this work. DCBS will hire two permanent, full-time Insurance Examiners to conduct compliance reviews and market surveillance, and one permanent full-time Operations and Policy Analyst 3 to manage implementation of the bill and collect and report on behavioral health data provided by carriers. Additional costs include legal billings, due to increased Attorney General fees for enforcement actions, IT costs related to modifications to the agency's existing IT reporting platform to receive reports from insurers, and position-related services and supplies costs. In total, these costs are estimated at $143,294 Other Funds in 2021-23.

DETAIL OF JOINT COMMITTEE ON WAYS AND MEANS ACTION

Department of Consumer and Business Services
Patrick Heath - 503-983-8670

DESCRIPTION	GENERAL FUND	LOTTERY FUNDS	OTHER FUNDS LIMITED	OTHER FUNDS NONLIMITED	FEDERAL FUNDS LIMITED	FEDERAL FUNDS NONLIMITED	TOTAL ALL FUNDS	POS	FTE
SUBCOMMITTEE ADJUSTMENTS (from CSL)									
SCR 018 Division of Financial Regulation									
Personal Services	$ -	$ -	$ 565,414	$ -	$ -	$ -	$ 565,414	3	3.00
Services and Supplies	$ -	$ -	$ 143,294	$ -	$ -	$ -	$ 143,294		
TOTAL ADJUSTMENTS	$ -	$ -	$ 708,708	$ -	$ -	$ -	$ 708,708	3	3.00
SUBCOMMITTEE RECOMMENDATION	$ -	$ -	$ 708,708	$ -	$ -	$ -	$ 708,708	3	3.00

HB 5006 A BUDGET REPORT and MEASURE SUMMARY **Carrier:** Rep. Rayfield

Joint Committee On Ways and Means

Action Date:	06/24/21
Action:	Do pass with amendments. (Printed A-Eng.)
House Vote	
Yeas:	10 - Bynum, Drazan, Gomberg, Leif, McLain, Nosse, Rayfield, Sanchez, Sollman, Stark
Exc:	1 - Smith G
Senate Vote	
Yeas:	12 - Anderson, Frederick, Girod, Golden, Gorsek, Hansell, Johnson, Knopp, Lieber, Steiner Hayward, Taylor, Thomsen
Prepared By:	Julie Neburka, Legislative Fiscal Office
Reviewed By:	Laurie Byerly and Theresa McHugh, Legislative Fiscal Office

Emergency Board
2021-23

Various Agencies
2021-23

Public Defense Services Commission
2019-21

Budget Summary*

	2019-21 Legislatively Approved Budget	2021-23 Committee Recommendation	Committee Change
Emergency Board			
General Fund - General Purpose		$ 50,000,000	$ 50,000,000
General Fund - Special Purpose Appropriations			
State Employee Compensation		$ 198,000,000	$ 198,000,000
Non-State Employee Compensation		$ 20,000,000	$ 20,000,000
Family Treatment Court Programs		$ 10,000,000	$ 10,000,000
Pre-trial Release (SB 48)		$ 2,500,000	$ 2,500,000
State Response to Natural Disasters		$ 150,000,000	$ 150,000,000
Transforming Justice Initiative		$ 10,000,000	$ 10,000,000
Department of Early Learning and Care		$ 5,130,265	$ 5,130,265
Dental Rates		$ 19,000,000	$ 19,000,000
OHA/DHS Caseload Costs		$ 55,000,000	$ 55,000,000
Essential Workforce Health Care Program		$ 30,000,000	$ 30,000,000
ADMINISTRATION PROGRAM AREA			
Department of Administrative Services			
General Fund		$ 76,777,383	$ 76,777,383
General Fund Debt Service		$ (600,308)	$ (600,308)
Lottery Funds Debt Service		$ (4,316,625)	$ (4,316,625)
Other Funds		$ 180,076,580	$ 180,076,580
Other Funds Debt Service		$ 5,189,112	$ 5,189,112
Federal Funds		$ 2,378,604,743	$ 2,378,604,743
Advocacy Commissions Office			
General Fund		$ 212,032	$ 212,032
Employment Relations Board			
General Fund		$ (77,831)	$ (77,831)
Other Funds		$ (51,846)	$ (51,846)
Oregon Government Ethics Commission			
Other Funds		$ (92,004)	$ (92,004)
Office of the Governor			
General Fund		$ (476,684)	$ (476,684)
Lottery Funds		$ (72,430)	$ (72,430)
Other Funds		$ (92,512)	$ (92,512)

Budget Summary*	2019-21 Legislatively Approved Budget	2021-23 Committee Recommendation	Committee Change
Oregon Liquor Control Commission			
Other Funds		$ 27,639,318	$ 27,639,318
Other Funds Debt Service		$ 7,547,093	$ 7,547,093
Public Employees Retirement System			
Lottery Funds		$ 16,792,238	$ 16,792,238
Other Funds		$ (3,588,447)	$ (3,588,447)
Racing Commission			
Other Funds		$ (40,195)	$ (40,195)
Department of Revenue			
General Fund		$ 22,566,168	$ 22,566,168
General Fund Debt Service		$ (116,730)	$ (116,730)
Other Funds		$ 3,758,567	$ 3,758,567
Other Funds Debt Service		$ 790,000	$ 790,000
Secretary of State			
General Fund		$ 2,283,134	$ 2,283,134
Other Funds		$ (552,483)	$ (552,483)
Federal Funds		$ (6,971)	$ (6,971)
State Library			
General Fund		$ (70,697)	$ (70,697)
Other Funds		$ (216,816)	$ (216,816)
Federal Funds		$ 2,924,165	$ 2,924,165
State Treasurer			
Other Funds		$ (621,233)	$ (621,233)
CONSUMER AND BUSINESS SERVICES PROGRAM AREA			
State Board of Accountancy			
Other Funds		$ (88,512)	$ (88,512)
Chiropractic Examiners Board			
Other Funds		$ (79,230)	$ (79,230)

Budget Summary*	2019-21 Legislatively Approved Budget	2021-23 Committee Recommendation	Committee Change
Consumer and Business Services			
General Fund		$ 10,678,004	$ 10,678,004
Other Funds		$ (16,962,773)	$ (16,962,773)
Federal Funds		$ (1,813,776)	$ (1,813,776)
Construction Contractors Board			
Other Funds		$ (186,817)	$ (186,817)
Board of Dentistry			
Other Funds		$ (23,039)	$ (23,039)
Health Related Licensing Boards			
State Mortuary and Cemetery Board			
Other Funds		$ (54,881)	$ (54,881)
Board of Naturopathic Medicine			
Other Funds		$ (31,572)	$ (31,572)
Occupational Therapy Licensing Board			
Other Funds		$ (14,198)	$ (14,198)
Board of Medical Imaging			
Other Funds		$ (30,351)	$ (30,351)
State Board of Examiners for Speech-Language Pathology and Audiology			
Other Funds		$ (26,641)	$ (26,641)
Oregon State Veterinary Medical Examining Board			
Other Funds		$ (31,762)	$ (31,762)
Bureau of Labor and Industries			
General Fund		$ 2,150,530	$ 2,150,530
Other Funds		$ (142,287)	$ (142,287)
Federal Funds		$ (14,786)	$ (14,786)
Licensed Social Workers, Board of			
Other Funds		$ (86,002)	$ (86,002)
Oregon Medical Board			
Other Funds		$ (84,573)	$ (84,573)

Budget Summary*	2019-21 Legislatively Approved Budget	2021-23 Committee Recommendation	Committee Change
Mental Health Regulatory Agency			
General Fund		$ 300,000	$ 300,000
Other Funds		$ (145,731)	$ (145,731)
Board of Nursing			
Other Funds		$ (123,016)	$ (123,016)
Board of Pharmacy			
Other Funds		$ (65,797)	$ (65,797)
Public Utility Commission			
Other Funds		$ (383,286)	$ (383,286)
Real Estate Agency			
Other Funds		$ (66,208)	$ (66,208)
Board of Tax Practitioners			
Other Funds		$ (69,152)	$ (69,152)
ECONOMIC AND COMMUNITY DEVELOPMENT PROGRAM AREA			
Oregon Business Development Department			
General Fund		$ 84,378,762	$ 84,378,762
General Fund Debt Service		$ 3,868,512	$ 3,868,512
Lottery Funds		$ 13,325,399	$ 13,325,399
Lottery Funds Debt Service		$ (3,989,798)	$ (3,989,798)
Other Funds		$ 674,834,190	$ 674,834,190
Other Funds Debt Service		$ 5,800	$ 5,800
Other Funds Nonlimited		$ 90,000,000	$ 90,000,000
Federal Funds		$ (1,674)	$ (1,674)
Employment Department			
General Fund		$ (3,991)	$ (3,991)
Other Funds		$ (425,511)	$ (425,511)
Federal Funds		$ (1,444,089)	$ (1,444,089)

Budget Summary*	2019-21 Legislatively Approved Budget	2021-23 Committee Recommendation	Committee Change
Housing and Community Services Department			
General Fund		$ 272,205,984	$ 272,205,984
General Fund Debt Service		$ 19,081,360	$ 19,081,360
Lottery Funds Debt Service		$ (5,045,010)	$ (5,045,010)
Other Funds		$ 60,014,215	$ 60,014,215
Other Funds Debt Service		$ 33,240	$ 33,240
Other Funds Nonlimited		$ (7,709)	$ (7,709)
Federal Funds		$ (79,166)	$ (79,166)
Department of Veterans' Affairs			
General Fund		$ (80,837)	$ (80,837)
Lottery Funds		$ 123,226	$ 123,226
Lottery Funds Debt Service		$ (190,826)	$ (190,826)
Other Funds		$ 5,874,346	$ 5,874,346
EDUCATION PROGRAM AREA			
State School Fund			
General Fund		$ (27,849,006)	$ (27,849,006)
Lottery Funds		$ 219,059,876	$ 219,059,876
Other Funds		$ 8,789,130	$ 8,789,130
Department of Education			
General Fund		$ 519,250	$ 519,250
General Fund Debt Service		$ (1,290,011)	$ (1,290,011)
Other Funds		$ 143,325,528	$ 143,325,528
Other Funds Debt Service		$ 330	$ 330
Federal Funds		$ (367,455)	$ (367,455)
Higher Education Coordinating Commission			
General Fund		$ 15,011,738	$ 15,011,738
General Fund Debt Service		$ (8,497,705)	$ (8,497,705)
Lottery Funds Debt Service		$ (6,200,051)	$ (6,200,051)
Other Funds		$ 39,003,000	$ 39,003,000
Other Funds Debt Service		$ 2,470,060	$ 2,470,060
Other Funds Debt Service Nonlimited		$ (10,321,594)	$ (10,321,594)
Federal Funds		$ (59,193)	$ (59,193)

Budget Summary*	2019-21 Legislatively Approved Budget	2021-23 Committee Recommendation	Committee Change
Teacher Standards and Practices Commission			
Other Funds		$ (242,855)	$ (242,855)
HUMAN SERVICES PROGRAM AREA			
Commission for the Blind			
General Fund		$ (33,596)	$ (33,596)
Other Funds		$ (11,532)	$ (11,532)
Federal Funds		$ (162,344)	$ (162,344)
Oregon Health Authority			
General Fund		$ (307,082,178)	$ (307,082,178)
General Fund Debt Service		$ 958,626	$ 958,626
Lottery Funds		$ (97)	$ (97)
Other Funds		$ 335,156,675	$ 335,156,675
Federal Funds		$ (3,708,714)	$ (3,708,714)
Department of Human Services			
General Fund		$ 65,114,746	$ 65,114,746
General Fund Debt Service		$ (1,406,985)	$ (1,406,985)
Other Funds		$ 108,991,448	$ 108,991,448
Other Funds Debt Service		$ 1,112,515	$ 1,112,515
Federal Funds		$ (8,501,838)	$ (8,501,838)
Long Term Care Ombudsman			
General Fund		$ (54,604)	$ (54,604)
Other Funds		$ (5,302)	$ (5,302)
Psychiatric Security Review Board			
General Fund		$ (53,732)	$ (53,732)
JUDICIAL BRANCH			
Judicial Department			
General Fund		$ 403,673	$ 403,673
General Fund Debt Service		$ (5,111,991)	$ (5,111,991)
Other Funds		$ 105,627,958	$ 105,627,958

Budget Summary*	2019-21 Legislatively Approved Budget	2021-23 Committee Recommendation	Committee Change
Commission on Judicial Fitness and Disability			
General Fund		$ (16,357)	$ (16,357)
Public Defense Services Commission			
General Fund		$ (190,407)	$ (190,407)
LEGISLATIVE BRANCH			
Legislative Administration Committee			
General Fund		$ (204,324)	$ (204,324)
General Fund Debt Service		$ (2,644,700)	$ (2,644,700)
Other Funds		$ 4,310,000	$ 4,310,000
Other Funds Debt Service		$ 627,060	$ 627,060
Legislative Assembly			
General Fund		$ (262,700)	$ (262,700)
Legislative Commission on Indian Services			
General Fund		$ (28,888)	$ (28,888)
Legislative Counsel			
General Fund		$ (130,806)	$ (130,806)
Legislative Fiscal Office			
General Fund		$ (7,562)	$ (7,562)
Legislative Policy and Research Office			
General Fund		$ (35,929)	$ (35,929)
Legislative Revenue Office			
General Fund		$ (5,636)	$ (5,636)
NATURAL RESOURCES PROGRAM AREA			
Columbia River Gorge Commission			
General Fund		$ (1,251)	$ (1,251)

Budget Summary*

	2019-21 Legislatively Approved Budget	2021-23 Committee Recommendation	Committee Change
State Department of Agriculture			
General Fund		$ 2,302,669	$ 2,302,669
Lottery Funds		$ (75,930)	$ (75,930)
Other Funds		$ (577,029)	$ (577,029)
Federal Funds		$ (59,359)	$ (59,359)
State Department of Energy			
General Fund		$ 20,831,296	$ 20,831,296
General Fund Debt Service		$ 3,500,000	$ 3,500,000
Other Funds		$ 9,978,775	$ 9,978,775
Federal Funds		$ (561)	$ (561)
Department of Environmental Quality			
General Fund		$ 4,293,013	$ 4,293,013
General Fund Debt Service		$ 395,030	$ 395,030
Lottery Funds		$ (6,402)	$ (6,402)
Other Funds		$ 17,187,363	$ 17,187,363
Other Funds Debt Service		$ (300,000)	$ (300,000)
Federal Funds		$ (294,828)	$ (294,828)
State Department of Fish and Wildlife			
General Fund		$ 1,288,101	$ 1,288,101
General Fund Debt Service		$ 446,579	$ 446,579
Lottery Funds		$ (88)	$ (88)
Other Funds		$ 3,414,021	$ 3,414,021
Federal Funds		$ (1,964)	$ (1,964)
Department of Forestry			
General Fund		$ 5,468,079	$ 5,468,079
General Fund Debt Service		$ 363,596	$ 363,596
Other Funds		$ (1,242,680)	$ (1,242,680)
Other Funds Debt Service		$ 404,124	$ 404,124
Other Funds Capital Improvements		$ 4,820,772	$ 4,820,772
Federal Funds		$ (76,252)	$ (76,252)

Budget Summary*	2019-21 Legislatively Approved Budget	2021-23 Committee Recommendation	Committee Change
Department of Geology and Mineral Industries			
General Fund		$ 352,558	$ 352,558
Other Funds		$ (180,158)	$ (180,158)
Federal Funds		$ (155,246)	$ (155,246)
Department of Land Conservation and Development			
General Fund		$ 3,341,733	$ 3,341,733
Other Funds		$ (2,493)	$ (2,493)
Federal Funds		$ (48,580)	$ (48,580)
Land Use Board of Appeals			
General Fund		$ 70,325	$ 70,325
Oregon Marine Board			
Other Funds		$ (90,157)	$ (90,157)
Department of Parks and Recreation			
General Fund		$ 316,480	$ 316,480
General Fund Debt Service		$ 2,232,560	$ 2,232,560
Lottery Funds		$ (1,056,882)	$ (1,056,882)
Lottery Funds Debt Service		$ (449,808)	$ (449,808)
Other Funds		$ 9,854,807	$ 9,854,807
Department of State Lands			
Other Funds		$ 278,542	$ 278,542
Water Resources Department			
General Fund		$ 4,708,023	$ 4,708,023
Lottery Funds Debt Service		$ (3,970,980)	$ (3,970,980)
Other Funds		$ 92,085,895	$ 92,085,895
Watershed Enhancement Board			
General Fund		$ 20,420,000	$ 20,420,000
Lottery Funds		$ (81,602)	$ (81,602)

Budget Summary*

	2019-21 Legislatively Approved Budget	2021-23 Committee Recommendation	Committee Change
PUBLIC SAFETY PROGRAM AREA			
Oregon Criminal Justice Commission			
General Fund		$ 15,260,442	$ 15,260,442
Other Funds		$ 9,999,469	$ 9,999,469
Federal Funds		$ (133)	$ (133)
Department of Corrections			
General Fund		$ (850,587,024)	$ (850,587,024)
General Fund Debt Service		$ 9,041,899	$ 9,041,899
Other Funds		$ 871,784,778	$ 871,784,778
Other Funds Debt Service		$ 700,870	$ 700,870
District Attorneys and their Deputies			
General Fund		$ (223,358)	$ (223,358)
Department of Justice			
General Fund		$ 14,032,460	$ 14,032,460
Other Funds		$ (1,703,572)	$ (1,703,572)
Federal Funds		$ (887,121)	$ (887,121)
Oregon Military Department			
General Fund		$ 25,697,037	$ 25,697,037
General Fund Debt Service		$ 1,881,079	$ 1,881,079
Other Funds		$ 10,338,860	$ 10,338,860
Federal Funds		$ 5,993,566	$ 5,993,566
Oregon Board of Parole and Post-Prison Supervision			
General Fund		$ (133,859)	$ (133,859)
Oregon State Police			
General Fund		$ 192,065	$ 192,065
General Fund Debt Service		$ 2,674,818	$ 2,674,818
Other Funds		$ 3,255,070	$ 3,255,070
Federal Funds		$ (40,739)	$ (40,739)

Budget Summary*	2019-21 Legislatively Approved Budget	2021-23 Committee Recommendation	Committee Change
Department of Public Safety Standards and Training			
Other Funds		$ 790,679	$ 790,679
Federal Funds		$ (2,797)	$ (2,797)
Oregon Youth Authority			
General Fund		$ (99,885,993)	$ (99,885,993)
General Fund Debt Service		$ (326,464)	$ (326,464)
Other Funds		$ 114,476,380	$ 114,476,380
Other Funds Debt Service		$ 1,137,980	$ 1,137,980
Federal Funds		$ (129,816)	$ (129,816)
TRANSPORTATION PROGRAM AREA			
Department of Aviation			
Other Funds		$ 4,571,958	$ 4,571,958
Department of Transportation			
General Fund		$ 3,250,000	$ 3,250,000
General Fund Debt Service		$ (547)	$ (547)
Lottery Funds		$ 650,000	$ 650,000
Lottery Funds Debt Service		$ (3,210,960)	$ (3,210,960)
Other Funds		$ 119,733,929	$ 119,733,929
Other Funds Debt Service		$ 550	$ 550
Federal Funds		$ (73,077)	$ (73,077)
2021-23 Budget Summary			
General Fund Total	$ -	$ (63,441,300)	$ (63,441,300)
General Fund Debt Service Total	$ -	$ 24,448,618	$ 24,448,618
Lottery Funds Total	$ -	$ 248,657,308	$ 248,657,308
Lottery Funds Debt Service Total	$ -	$ (27,374,058)	$ (27,374,058)
Other Funds Total	$ -	$ 2,936,718,828	$ 2,936,718,828
Other Funds Debt Service Total	$ -	$ 19,718,734	$ 19,718,734
Other Funds Debt Service Nonlimited Total	$ -	$ (10,321,594)	$ (10,321,594)
Other Funds Capital Improvements	$ -	$ 4,820,772	$ 4,820,772
Other Funds Nonlimited	$ -	$ 89,992,291	$ 89,992,291
Federal Funds Total	$ -	$ 2,369,591,995	$ 2,369,591,995

Budget Summary*

	2019-21 Legislatively Approved Budget	2019-21 Committee Recommendation	Committee Change
Public Defense Services Commission			
Other Funds		$ 92,721	$ 92,721

Position Summary

	2019-21 Legislatively Approved Budget	2021-23 Committee Recommendation	Committee Change
ADMINISTRATION PROGRAM AREA			
Department of Administrative Services			
Authorized Positions		6	6
Full-time Equivalent (FTE) positions		6.00	6.00
Oregon Advocacy Commissions			
Authorized Positions		1	1
Full-time Equivalent (FTE) positions		1.00	1.00
Oregon State Library			
Authorized Positions		1	1
Full-time Equivalent (FTE) positions		1.00	1.00
Department of Revenue			
Authorized Positions		12	12
Full-time Equivalent (FTE) positions		7.76	7.76
Secretary of State			
Authorized Positions		1	1
Full-time Equivalent (FTE) positions		1.00	1.00
CONSUMER AND BUSINESS SERVICES PROGRAM AREA			
Consumer and Business Services			
Authorized Positions		(20)	(20)
Full-time Equivalent (FTE) positions		(21.00)	(21.00)
Bureau of Labor and Industries			
Authorized Positions		8	8.00
Full-time Equivalent (FTE) positions		8.00	8.00

Position Summary

	2019-21 Legislatively Approved Budget	2021-23 Committee Recommendation	Committee Change
ECONOMIC AND COMMUNITY DEVELOPMENT PROGRAM AREA			
Oregon Business Development Department			
Authorized Positions		15	15
Full-time Equivalent (FTE) positions		15.00	15.00
Employment Department			
Authorized Positions		10	10
Full-time Equivalent (FTE) positions		5.00	5.00
Housing and Community Services			
Authorized Positions		15	15
Full-time Equivalent (FTE) positions		13.77	13.77
EDUCATION PROGRAM AREA			
Department of Education			
Authorized Positions		14	14
Full-time Equivalent (FTE) positions		12.92	12.92
HUMAN SERVICES PROGRAM AREA			
Oregon Health Authority			
Authorized Positions		23	23
Full-time Equivalent (FTE) positions		21.84	21.84
Department of Human Services			
Authorized Positions		14	14
Full-time Equivalent (FTE) positions		12.00	12.00
JUDICIAL BRANCH			
Judicial Department			
Authorized Positions		16	16
Full-time Equivalent (FTE) positions		13.08	13.08

Position Summary

	2019-21 Legislatively Approved Budget	2021-23 Committee Recommendation	Committee Change
NATURAL RESOURCES PROGRAM AREA			
State Department of Agriculture			
Authorized Positions		3	3
Full-time Equivalent (FTE) positions		2.92	2.92
Department of Energy			
Authorized Positions		6	6
Full-time Equivalent (FTE) positions		5.50	5.50
Department of Environmental Quality			
Authorized Positions		2	2
Full-time Equivalent (FTE) positions		2.00	2.00
Department of Fish and Wildlife			
Authorized Positions		3	3
Full-time Equivalent (FTE) positions		3.00	3.00
Department of Forestry			
Authorized Positions		6	6
Full-time Equivalent (FTE) positions		5.25	5.25
Department of Land Conservation and Development			
Authorized Positions		2	2
Full-time Equivalent (FTE) positions		2.00	2.00
Department of Parks and Recreation			
Authorized Positions		1	1
Full-time Equivalent (FTE) positions		0.88	0.88
Water Resources Department			
Authorized Positions		3	3
Full-time Equivalent (FTE) positions		3.00	3.00

Position Summary

	2019-21 Legislatively Approved Budget	2021-23 Committee Recommendation	Committee Change
Watershed Enhancement Board			
Authorized Positions		3	3
Full-time Equivalent (FTE) positions		3.00	3.00
PUBLIC SAFETY PROGRAM AREA			
Department of Justice			
Authorized Positions		8	8
Full-time Equivalent (FTE) positions		7.01	7.01
Department of Corrections			
Authorized Positions		1	1
Full-time Equivalent (FTE) positions		1.00	1.00
Criminal Justice Commission			
Authorized Positions		1	1
Full-time Equivalent (FTE) positions		1.00	1.00
TRANSPORTATION PROGRAM AREA			
Department of Transportation			
Authorized Positions		2	2
Full-time Equivalent (FTE) positions		1.00	1.00

Summary of Revenue Changes

The General Fund appropriations made in the bill are within resources available as projected in the May 2021 economic and revenue forecast by the Department of Administrative Services (DAS), Office of Economic Analysis, plus other actions to adjust state agency expenditures. Federal Funds revenues include American Rescue Plan Act (ARPA) Coronavirus State Fiscal Recovery and Capital Projects Funds allocations of $2.6 billion and $155.2 million, respectively, as well as other direct ongoing federal funding streams and allocations for specific purposes, some of which are also related to the effects of the pandemic.

Summary of Capital Construction Subcommittee Action

HB 5006 appropriates General Fund to the Emergency Board for general purpose and targeted special purpose appropriations and makes other adjustments to agency budgets and position authority as described in the subsequent narrative.

Emergency Board

The Emergency Board allocates General Fund from the Emergency Fund, along with providing Lottery Funds, Other Funds, and Federal Funds expenditure limitation to state agencies for unanticipated needs in approved agency budgets when the Legislature is not in session. The Subcommittee appropriated $50 million General Fund to the Emergency Board for general purposes.

The Subcommittee established a reservation within the general purpose Emergency Fund of $650,000 for the Secretary of State for potential voter's pamphlet costs in excess of funding provided in the agency's adopted budget. The Secretary of State may request allocation of the reservation from the Emergency Board if the actual costs of producing the voter's pamphlet are in excess of funding provided in the agency's 2021-23 legislatively adopted budget.

HB 5006 makes ten special purpose appropriations for the Emergency Board, totaling $499.6 million General Fund. Agencies must make a request to the Emergency Board to access these funds. The ten special purpose appropriations are:

- $198 million General Fund for state employee compensation changes.
- $20 million General Fund for allocation to state agencies for compensation changes driven by collective bargaining for workers who are not state employees.
- $2.5 million General Fund for allocation to the Oregon Judicial Department for the implementation of pretrial release modifications authorized under SB 48 (2021).
- $150 million General Fund for allocation for the state's natural disaster prevention, preparedness, response, and recovery activities.

- $10 million General Fund for allocation to the Criminal Justice Commission to support a Transforming Justice Initiative to advance promising practices for reshaping Oregon's public safety system.
- $5,130,265 General Fund for allocation to the Department of Education and the proposed Department of Early Learning and Care for the establishment of a new agency.
- $19 million General Fund for allocation to the Oregon Health Authority for dental rates for medical assistance programs.
- $55 million for allocation to the Oregon Health Authority or the Department of Human Services for caseload costs or other budget challenges that the agencies are unable to mitigate.
- $30 million General Fund for allocation to the Oregon Health Authority for the Oregon Essential Workforce Health Care Program established by SB 800 (2021).
- $10 million General Fund for allocation to state agencies for family treatment court programs.

Regarding family treatment courts, while related legislation was not passed during the 2021 legislative session, the Legislature would still like to see the development of a statewide coordinated program. In addition to approving the special purpose appropriation, the Subcommittee recommended the following budget note:

BUDGET NOTE

On or before February 1, 2022, the Oregon Judicial Department, Public Defense Services Commission, Department of Justice, Department of Human Services, Criminal Justice Commission, and the Housing and Community Services Department are requested to report jointly to the Legislature on the criteria and need for the establishment of a statewide Family Treatment Court program, and possible alternative programs to achieve the objectives of a Family Treatment Court Program. The report is to be submitted to the House and Senate Committees on Judiciary and the Joint Committee on Ways and Means.

The report is to include the following:

(1) A proposed statewide, integrated structure and organizational principles for a Family Treatment Court program based on national best practices adapted for Oregon, including:
   a. a delineation of the eligibility and exclusion criteria indicating which families can be served safely and effectively in the Family Treatment Court ensuring equity and inclusion;
   b. a proposed method to encourage voluntary participation by families balanced with necessary monitoring of participant progress and compliance with the program; and
   c. the array of services, treatment, programs, and providers necessary to address the complex challenges affecting families. Such services might include but are not limited to interdisciplinary legal representation

teams, and behavioral and mental health, substance abuse, domestic violence, housing, parenting, educational, and medical services.

(2) A least-cost implementation model based on existing legislative funding for:
   a. Family Treatment programs in circuit courts;
   b. Child advocacy legal representation provided by the Department of Justice to the Department of Human Services;
   c. Public defense for both juvenile representation as well as the Parent Child Representation Program;
   d. The provision of services to families in child welfare cases by the Department of Human Services;
   e. Behavioral, mental health, and substance use disorder treatment; and
   f. Transitional and permanent housing services.

(3) Identification of three least-cost implementation counties that could serve as pilot locations for a Family Treatment Court Program, including a cost estimate for the aforementioned types of services in the pilot counties.

(4) An evidence-based method for monitoring progress and outcomes, and an evaluation of the program.

Receipt of the report is a precondition for the release of the special purpose appropriation established by HB 5006 for the expansion of Family Treatment Courts.

If these special purpose appropriations are not allocated by the Emergency Board before December 1, 2022, any remaining funds become available to the Emergency Board for general purposes.

Adjustments to Approved 2021-23 Agency Budgets

STATEWIDE ADJUSTMENTS

Statewide adjustments reflect budget changes in multiple agencies based on reductions in Department of Administrative Services' assessments and charges for services and Attorney General rates. Statewide adjustments also reflect net reductions to debt service realized through interest rate savings on bond sales, refundings, unissued lottery bonds, and Other Funds balances and interest earnings that can be applied to debt service. Total savings are $98.2 million General Fund, $47.4 million Lottery Funds, $43.4 million Other Funds, and $18.5 million Federal Funds.

Specific reductions include $115.8 million total funds from lower Department of Administrative Services' assessments and service rates; $14.2 million total funds from lower Attorney General rates; and $77.5 million total funds from debt service interest rate savings and refunding of outstanding bonds.

Section 299 of the budget bill reflects the changes, as described above, for each agency. These adjustments are included in the table at the beginning of the budget report but are not addressed in the individual agency narratives. Additionally, new Other Funds debt service expenditure limitations for multiple agencies are established to accommodate the use of fund balances for debt repayment.

ADMINISTRATION

Department of Administrative Services

The Subcommittee approved $2,779,673 General Fund to supplement the funding for the Court Appointed Special Advocate (CASA) Volunteer Program, and $250,000 General Fund for the Department of Administrative Services to contract with a nongovernmental statewide coordinating entity to oversee the CASA Volunteer Program and its services. A one-time $1.5 million General Fund increase to the on-going operating subsidy for the Oregon Historical Society was also approved.

The Subcommittee approved $7,884,472 in additional Other Funds Debt Service to support repayment of Article XI-Q General Obligation bond proceeds approved in SB 5505(2021) that will be issued before the end of the biennium to support DAS projects, and an Other Funds expenditure limitation increase of $1.8 million was included for the cost of issuance of the bonds. The Subcommittee also approved $4,615,761 in additional Lottery Funds Debt Service to support repayment of lottery bonds that will be issued before the end of the biennium.

The Subcommittee also approved, on a one-time basis, $3,765,271 General Fund and 6 positions (6.00 FTE) for a study to determine if inequities exist in public procurement and contracting that adversely affect businesses owned by minority, women, and/or service disabled veterans by looking at state contract data. A disparity study provides a factual, data-driven foundation that state enterprises can use to help improve procurement processes to achieve fair and equitable outcomes. The six limited duration positions being added are at the PEM-E level as the project manager, an Operations and Policy Analyst 4, an Operations and Policy Analyst 2, and three Research Analyst 4s.

The Subcommittee approved an increase of $6,394,311 Other Funds expenditure limitation for special payments associated with the disbursement of proceeds from Lottery Bonds issued in previous biennia that have yet to be fully disbursed to grantees.

The Subcommittee approved various one-time General Fund appropriations to the Department of Administrative Services to make grants for the following purposes:

- $2,500,000 for disbursement to Fair Housing Council of Oregon for a collaborative housing partnership
- $1,000,000 for disbursement to Oregon Law Center for legal help related to housing issues
- $1,500,000 for disbursement to Mid-Columbia Community Action Center for a navigation center

- $500,000 for disbursement to Special Olympics Oregon for sports training and athletic competition
- $250,000 for disbursement to Friends of Tryon Creek State Park for park improvements
- $2,302,052 for disbursement to Multnomah County School District #7 for the Reynolds High School Health Center
- $1,785,000 for disbursement to Umatilla County Jail for the Expansion/Mental Health Facility
- $280,000 for disbursement to City of Spray for an EMS Complex
- $630,000 for disbursement to Illinois Valley Wellness Resources for the Illinois Valley Shelter and Resource Center
- $250,000 for disbursement to Council on Aging of Central Oregon for the Central Oregon Senior Services Center Renovation
- $1,885,178 for disbursement to City of Depoe Bay for Restoration of Pilings and Docks
- $1,000,000 for disbursement to City of John Day for the Ne Kam Wah Chung Interpretive Center
- $1,546,000 for disbursement to Harney County for Communication Upgrades
- $650,000 for disbursement to Grant County for Public Safety Network
- $200,000 for disbursement to Project DOVE for Transitional Units Updates
- $1,900,000 for disbursement to Sheridan School District for CTEC West
- $500,000 for disbursement to High Desert Rangeland Fire Protection Association for Lake County Wildland Fire Needs
- $150,000 for disbursement to Bowman Museum for an Exhibits Center
- $600,000 for disbursement to Creating Housing Coalition for Hub City Village
- $400,000 for disbursement to Vietnam War Memorial Fund for a Vietnam War Memorial on the Oregon State Capitol Grounds
- $750,000 for disbursement to City of Mosier for the Mosier Center
- $520,000 for disbursement to Oregon Humane Society for the New Road Ahead Animal Crimes Forensic Center
- $1,800,000 for disbursement to McKenzie Valley Wellness for McKenzie Valley Health Clinic Replacement
- $1,600,000 for disbursement to Bend-Redmond Habitat for Humanity for the Quince Town Home Project
- $500,000 for disbursement to City of Turner for Ball Brothers Seismic Upgrade
- $700,000 for disbursement to The Trust for Public Land for the Butte Falls Community Forest Project
- $1,400,000 for disbursement to Blue River Community Library for the Rebuild Project
- $903,520 for disbursement to McKenzie Fire & Rescue for a Disaster Relief Logistics Center
- $200,000 for disbursement to United Way of Jackson County for Affordable Home Ownership
- $1,400,000 for disbursement to Community Counseling Solutions for the Boardman Regional PRTS/Sub Acute Children's Facility
- $1,800,000 for disbursement to City of Umatilla for a Minority Entrepreneurial Development & Business Center
- $385,000 for disbursement to Molalla Rural Fire Protection District for Wildland Fire Protection
- $2,100,000 for distribution to the Upper McKenzie Rural Fire Protection District for facility and equipment replacement

- $800,000 for disbursement to the City of Salem for a Turnkey Project
- $816,000 for disbursement to the City of Salem Police Body Cameras
- $1,000,000 for disbursement to the City of Salem for a voucher program
- $10,500,000 for disbursement to the City of Salem for shelters
- $5,000,000 for disbursement to Multnomah County for the Arbor Lodge Shelter and Village
- $5,928,184 for disbursement to Cherriots to offset expiring tax credits
- $718,079 for disbursement to Yamhill County Transportation to offset expiring tax credits
- $288,451 for disbursement to Columbia County Rider Transportation to offset expiring tax credits
- $44,975 for disbursement to Lebanon Transportation to offset expiring tax credits
- $2,000,000 for disbursement to the Jackson County Fire District for firefighter apprentices
- $2,000,000 for disbursement to the Clackamas Fire District for firefighter apprentices
- $2,000,000 for disbursement to the Eugene Springfield Fire Department for firefighter apprentices
- $2,000,000 for disbursement to the Innovation Law Lab for Immigration Defense
- $1,500,000 for disbursement to the Northwest Health Foundation II for public safety reform activities

The Subcommittee added $173,499,294 Other Funds expenditure limitation for one-time costs of special payments associated with the disbursement of proceeds from 2021-23 Lottery Bond sales; projects are detailed below and approved in SB 5534 (2021). Cost of issuance for these Lottery Bonds totals $2,913,324. A total of $4,615,761 Lottery Funds Debt Service was provided to support repayment of lottery bond proceeds approved in SB 5534 that will be issued before the end of the biennium. Debt service payments on all the projects described below are estimated to be $29,350,840 Lottery Funds for the 2023-25 biennium, the first full biennium of repayments, and $292,995,727 over the life of the bonds. The approved projects and amounts are:

- $7,500,000 Other Funds for disbursement to the Center for Hope and Safety for the Hope Plaza
- $2,000,000 Other Funds for disbursement to City of Gresham for the Gradin Community Sports Park
- $15,000,000 Other Funds for disbursement to Eugene Family YMCA Facility
- $5,400,000 Other Funds for disbursement to Jefferson County - Jefferson County Health and Wellness Center
- $5,000,000 Other Funds for disbursement to Oregon Coast Aquarium
- $3,500,000 Other Funds for disbursement to Parrott Creek Child & Family Services for building renovation
- $2,400,000 Other Funds for disbursement to Port of Cascade Locks - Business Park Expansion
- $12,000,000 Other Funds for disbursement to Klamath County for Klamath Crimson Rose
- $4,000,000 Other Funds for disbursement to the Latino Network for La Plaza Esperanza

- $6,921,150 Other Funds for disbursement to Willamette ESD for the Willamette Career Academy
- $5,000,000 Other Funds for disbursement to City of Eugene for Downtown Riverfront Park Development
- $15,000,000 Other Funds for disbursement to Woodburn Community Center
- $3,000,000 Other Funds for disbursement to Rogue River School District for the Rogue River Wimer Wellness Center
- $4,000,000 Other Funds for disbursement to East Lincoln County Fire and Rescue for the Eddyville Fire Hall
- $3,000,000 Other Funds for disbursement to Greater Toledo Aquatic and Community Center
- $10,000,000 Other Funds for disbursement to Multnomah County for Behavioral Health Resource Center
- $5,000,000 Other Funds for disbursement to City of North Plains for a Public Works/Emergency Operations Center
- $2,000,000 Other Funds for disbursement to City of John Day for the Central Grant County Aquatics Center
- $6,250,000 Other Funds for disbursement to Family Justice Center of Washington County for Family Peace Center
- $5,000,000 Other Funds for disbursement to Corvallis Homeless Shelter Coalition for Project Turnkey Corvallis (PSH Housing Project)
- $4,500,000 Other Funds for disbursement to Wasco County for the Columbia Gorge Resolution Center
- $4,000,000 Other Funds for disbursement to Port of Portland for PDX Seismically Resilient Runway Engineering Design
- $7,250,000 Other Funds for disbursement to Willamette Falls Locks and Canal
- $13,600,000 Other Funds for disbursement to City of Phoenix for a Public Safety Building
- $4,578,144 Other Funds for disbursement to Mid-Willamette Family YMCA for Multi-Purpose Sports Field Complex
- $2,800,000 Other Funds for disbursement to Serendipity Center for Believe In Me Campus Expansion
- $5,000,000 Other Funds for disbursement to OMSI District for New Water Avenue
- $2,500,000 Other Funds for disbursement to City of Lincoln City for the D River Welcome Center
- $4,300,000 Other Funds for disbursement to Port of Morrow for a Workforce Center
- $3,000,000 Other Funds for disbursement to City of Redmond for a Public Safety/Mental Health Triage Center

The Subcommittee approved $65,476,928 Federal Funds expenditure limitation for monies from the CARES Act Coronavirus Relief Fund. Of the total, $16,303,591 is provided for carry-forward of monies provided for COVID-19 vaccination incentives, including monies provided for County Vaccination Incentive grants. The remaining $49,173,337 of the total expenditure limitation increase represents the Coronavirus Relief Fund monies projected to be either uncommitted or unspent at the end of the 2019-21 biennium. This $49,173,337 will be transferred to the Department of Corrections for expenditures and activities to respond to the COVID-19 public health emergency. Oregon received a total of almost $1.39 billion in state support from the CARES Act Coronavirus Relief Fund during the 2019-21 biennium.

The Subcommittee also approved $120 million Federal Funds expenditure limitation for monies from the American Rescue Plan Act (ARPA) Capital Projects Funds for the purpose of transferring to the Oregon Business Development Department for deposit in the Broadband Fund. The Oregon Business Development Department will use this funding for grants to increase broadband internet availability across the state.

Federal Funds expenditure limitation of $3 million was added for monies from the ARPA State Fiscal Recovery Fund for a grant to the Pendleton Round Up Foundation to partner with Blue Mountain Community College on the second phase of the Facility for Agricultural Resource Management project. This regional training center will allow Blue Mountain Community College to expand its agriculture programs, create regional workforce training opportunities, and bolster the local economy through workshop, Career-Technical Education, and event opportunities utilizing the connections of its community partners.

The Subcommittee also approved $1,950,127,815 Federal Funds expenditure limitation for monies from the ARPA State Fiscal Recovery Fund for the purpose of expenditures and activities to respond to the COVID-19 public health emergency and its economic impact, including replacing state revenues lost as a result of the COVID-19 public health emergency.

Department of Administrative Services - American Rescue Plan Act (ARPA)

As part of HB Bill 5006, $240 million in federal ARPA funds were approved for the Department of Administrative Services (DAS) to distribute to each Senate and House district in the amounts of $4 million per Senate district and $2 million per House district, for projects identified in the following table, as long as the identified use is ARPA eligible. Should an item in the table be determined to be ineligible for ARPA funding, DAS will notify the Legislative Fiscal Office which will work with legislative leadership and the Senator or Representative of the affected district to ensure the funds are spent on ARPA eligible items.

District	Member	Project	Amount	Recipient
S-1	Heard	Southwestern Oregon Emergency Recovery, Revitalization, and Preparedness Project	1,940,000	Douglas County
		City of Powers Sewer/Drainage and lateral line repairs and upgrades	60,000	City of Powers
		Bandon Marina Redevelopment	1,500,000	Port of Bandon
		Rogue River-Siskiyou Regional Wildfire & Emergency Services Training Center	500,000	Curry County
S-2	Robinson	Grants Pass Pregnancy Care Center Expansion	4,000,000	Pregnancy Care Center of Grants Pass
S-3	Golden	Coordinated Care Facility Replacement	1,400,000	Family Nurturing Center
		Equity in Learning Facilities	1,300,000	Armadillo Technical Institute
		Houseless relocation from Bear Creek Greenway to urban campground property	1,000,000	City of Medford
		Habitat for Humanity ReStore	300,000	Habitat for Humanity- Rogue Valley
S-4	Prozanski	Lane County Investments	2,255,000	Lane County Organizations
		Western Lane County Fire Response	375,000	Lane County Fire Authority
		Douglas County Investments	1,370,000	Douglas County Organizations
S-5	Anderson	Lincoln City Cultural Center Plaza	900,000	Lincoln City Cultural Center
		Waldport Water Tank Seismic Retrofit & Recoating	600,000	City of Waldport
		Depoe Bay Restoration of Pilings and Docks	500,000	City of Depoe Bay
		Purchase of former Coos Bay GP Site	2,000,000	Oregon International Port of Coos Bay
S-6	Beyer	Lane County Emergency Shelter	2,250,000	Lane County
		Linn County Public Safety Improvements	1,000,000	Linn County
		Lane County Investments	750,000	Lane County
S-7	Manning Jr.	Lane County Latinx & Immigrant Family Wellness Hub - Building Project	1,000,000	Centro Latino Americano
		Junction City Earmarked Projects	820,000	Junction City
		Eugene Earmarked Projects	574,839	Eugene Police Department, St. Mark CME
		Lane County Investments	1,605,161	Lane County
S-8	Gelser	Millersburg Rail Quiet Zone	700,000	Linn County
		Benton County -Wildfire Safety, First Responder, Food initiatives	1,150,000	Benton County
		Education Success for Students impacted by COVID-19	1,400,000	Linn County Lincoln ESD
		Nonviolent Crisis Intervention Training for Children's Residential Facilities staff	750,000	Oregon Department of Human Services

District	Member	Project	Amount	Recipient
S-9	Girod	Stayton Police Department -IT/Security Upgrades	100,000	Stayton Police Department
		Idanha-Detroit Fire Station	2,400,000	Idanha-Detroit Rural Fire Protection District
		Pedestrian Crosswalk Sweet Home - 22nd and Hwy 20	500,000	City of Sweet Home
		Expansion of Rural Broadband Services	1,000,000	Drakes Crossing Rural Fire Protection District
S-10	Patterson	Monmouth-Independence Trolley	1,000,000	City of Monmouth
		Small Business Support Monmouth/Independence Chamber	200,000	Monmouth/Independence Chamber of Commerce
		Non-Congregate Sheltering for Chronically Homeless in Salem	750,000	Mid-Willamette Valley Community Action Agency
		United Way	2,050,000	United Way
S-11	Courtney	YMCA Child Care	4,000,000	Salem YMCA
S-12	Boquist	Polk County Rural Broadband Enhancement Assistance	1,680,000	Polk County
		Yamhill County Rural Broadband Assistance	2,320,000	Yamhill County
S-13	Thatcher	SD13 Strong – Business & Community Recovery Coalition	3,335,000	Wilsonville Chamber in conjunction with 3 others (Chehalem Valley, Keizer, Sherwood)
		Sherwood/Wilsonville Broadband Infrastructure Expansion	665,000	City of Sherwood, an Oregon municipal corporation
S-14	Lieber	Beaverton YMCA Childhood Development Center	1,000,000	Beaverton YMCA
		Beaverton Homeless Shelter/Mental Health Court	2,244,000	City of Beaverton
		HomePlate Youth Services Drop-in Center	456,000	HomePlate Youth Services
		Forth Electric School Bus Pilot	300,000	Forth Mobility
S-15	Riley	North Plains Jessie May Community Park and Pedestrian Pathway Improvements	1,000,000	City of North Plains
		Hillsboro School District Electric Bus project	1,000,000	Hillsboro School District
		Habitat for Humanity	1,700,000	Habitat for Humanity
		Forest Grove senior center	300,000	Forest Grove Senior and Community Center
S-16	Johnson	Louisiana Avenue North/South Connection	400,000	City of Vernonia
		Scappoose Water & Wastewater Infrastructure	3,600,000	City of Scappoose

District	Member	Project	Amount	Recipient
S-17	Steiner Hayward	Oregon Jewish Museum & Center for Holocaust Education	400,000	Oregon Jewish Museum & Center for Holocaust Education
		Washington County Investments	2,155,000	PCC Rock Creek, Habitat for Humanity - Denney Gardens, Pat Reser Center for the Arts, and Tualatin Hills Parks and Rec. Dept.
		Reach Out and Read Program	195,000	Reach Out and Read
		Central City Respite Center & Recuperative Care	1,250,000	Central City Concern
S-18	Burdick	Downtown/Old Town Respite Center	1,000,000	Central City Concern
		Hopewell House	250,000	Friends of Hopewell House
		Just Compassion of East Washington County	2,000,000	Just Compassion of East Washington County
		Red Electric Trail Project	750,000	City of Portland Parks and Recreation
S-19	Wagner	South Metro Racial Justice and Equity Grant Program	600,000	MRG Foundation
		Hillsdale to Lake Oswego Trail	600,000	SW Trails, Portland Bureau of Transportation, Oregon Parks and Recreation Department
		Lake Oswego/ SW Portland Land for Affordable Housing	2,000,000	Habitat for Humanity Portland/Metro East
		SATF & OCADSV Violence Prevention Education Programs	800,000	Oregon Sexual Assault TF and the Oregon Coalition Against Domestic and Sexual Violence
S-20	Kennemer	Clackamas County Fairgrounds Livestock Barn and RV Park / Emergency Housing Center	3,040,800	Clackamas County Fair Improvement Foundation
		Business Recovery Centers of Clackamas County	700,000	Oregon City and Canby Area Chambers of Commerce and Business Recovery Centers
		Estacada Rural Fire District #69 - Wildland Fire and Emergency Medical Response Equip.	134,200	Estacada Rural Fire District
		Canby Fire District COVID Response Supplies	125,000	Canby Fire District
S-21	Taylor	Bowman Brea Park & Scott Park	1,250,000	City of Milwaukie
		Abandoned and Derelict Boats	1,000,000	Oregon State Marine Board
		Domestic Violence Support	500,000	Raphael House
		DVSA Housing Navigator	1,250,000	Department of Justice

District	Member	Project	Amount	Recipient
S-22	Frederick	NAYA/PCC Development, Head Start	1,500,000	Home Forward
		Airway Science for Kids Center for STEAM and CTE	1,000,000	Airway Science
		Modernize OJD electronic access to records	1,000,000	Oregon Judicial Department
		Kitchen and Culinary Academy Project	500,000	Portland Opportunities Industrialization
S-23	Dembrow	Multnomah County	2,320,000	Multnomah County
		PCC Cascade Campus Fire Science Program	330,000	Portland Community College
		Rahab's Sisters: Women's Center and Housing	350,000	Rahab's Sisters
		AYCO Dream	1,000,000	African Youth and Community Organization
S-24	Jama	Business Recovery Center's Technical Assistance, Support Services, and Grant Program	350,000	North Clackamas County Chamber of Commerce
		Rosewood Equitable Neighborhood Development	350,000	The Rosewood Initiative
		Sunflower Village	600,000	Hacienda Community Development Corp., Inc
		Economic Recovery, Affordable Housing Development and Community Resiliency Plan	2,700,000	MRG Foundation
S-25	Gorsek	East County Youth Support Project	2,220,000	Multnomah County
		Gresham Barlow District's School Based Health Center	500,000	Gresham Barlow School District
		Affordable Rents to College Students	280,000	College Housing Northwest
		IRetractable pool cover for MHCC pool and creation of Multicultural Diversity and Equity Center at MHCC	1,000,000	Mt. Hood Community College
S-26	Thomsen	Hood River County Fair Enhancement	538,100	Hood River County Fair
		Commercial Hangar at Ken Jernstedt Airfield /Anchor Way Multi-modal Street and Transit Improvement	500,000	Port of Hood River
		Business Recovery Center Enhancement	1,661,900	North Clackamas Chamber of Commerce
		Cascade Locks Business and Tourism Boost	1,300,000	Port of Cascade Locks
S-27	Knopp	Midtown Bicycle and Pedestrian Crossing	2,000,000	City of Bend
		Little Kits Early Learning	1,000,000	OSU-Cascades
		New well #9 City of Redmond	1,000,000	City of Redmond

District	Member	Project	Amount	Recipient
S-28	Linthicum	Crook County Infrastructure and Economic	1,500,000	Crook County Board of Commissioners
		Jackson County Infrastructure and Economic Dev.	300,000	Jackson County Board of Commissioners
		Klamath County Infrastructure & Economic	1,500,000	Klamath County Board of Commissioners
		Lake County Infrastructure and Economic	700,000	Lake County Board of County Commissioners
S-29	Hansell	East Umatilla Fire and Rescue, New Fire Station	3,900,000	East Umatilla Fire and Rescue (District)
		Wheat Research at the Columbia Basin Agricultural Research Center	100,000	Columbia Basin Agricultural Research Center of OSU's Agricultural Experiment Station
S-30	Findley	Vale Wastewater Treatment Facility	1,000,000	City of Vale
		John Day Wastewater Treatment Plant	1,500,000	City of John Day
		Jefferson Cty. Housing-Disadvantaged Community	750,000	The Jefferson County Faith Based Network
		Madras Industrial Grant Space	750,000	Jefferson County/City of Madras
H-1	Smith, DB	Lincoln School of Early Learning	100,000	Coquille School District
		Bandon Marina Redevelopment	1,300,000	Port of Bandon
		Central Curry Early Learning Center	250,000	Central Curry School District 1
		SAFTE - SW Achieves Fire Training Excellence, Charleston Trade School, OR Coast STEM Hub Career Connected Learning	350,000	SW Oregon Community College
H-2	Leif	Educational Technology for House Dist. 2 Schools	2,000,000	Douglas Education Service District (ESD)
H-3	Morgan	Rural Josephine County Library Building Projects	1,200,000	Josephine Community Library Foundation
		Josephine County Support Grants Project	600,000	Illinois Valley Community Development Organization (IVCDO)
		School WasteWater Treatment Facility	200,000	Three Rivers School District
H-4	Stark	Eagle Point Economic Revitalization Project	500,000	City of Eagle Point
		Southern Oregon Strong Business Success Grants	1,000,000	The Chamber of Medford & Jackson County
		City of Central Point - Urban Renewal/Economic Dev.	500,000	City of Central Point
H-5	Marsh	Talent Maker City Permanent Location	1,800,000	Talent Maker City (nonprofit)
		Applegate Valley Internet Accessibility	100,000	A Greater Applegate (nonprofit)
		Green Springs Fire Protection Engines	100,000	Greensprings Rural Fire District

District	Member	Project	Amount	Recipient
H-6	Wallan	MURA Liberty Park Sidewalk Construction	250,000	City of Medford
		Sidewalk Infill - Various near schools	1,000,000	City of Medford
		South Stage Road Overcrossing Phase 2	700,000	City of Medford
		United Way of Jackson County	50,000	United Way of Jackson County
H-7	Hayden	Special Districts Support Funds	800,000	Oregon Special Districts Association
		Lane County Support Funds	600,000	Lane County
		Douglas County Support Funds	400,000	Douglas County
		Umpqua Community College scholarships/support for students qualified for assistance in CDL training	200,000	Umpqua Community College
H-8	Holvey	Western Lane Emergency Response and Preparedness	375,000	Lane Fire Authority
		McKenzie River Finn Rock Restoration Project	325,000	Eugene Water and Electric Board (EWEB)
		Lane County Investments	1,300,000	Lane County
H-9	Wright	Port Purchase of former Coos Bay GP Site	2,000,000	Oregon International Port of Coos Bay
H-10	Gomberg	Lincoln City Cultural Center Plaza	900,000	Lincoln City Cultural Center
		Waldport Water Tank Seismic Retrofit & Recoating	600,000	City of Waldport
		Depoe Bay Restoration of Pilings and Docks	500,000	City of Depoe Bay
H-11	Wilde	Linn County Food Support - Sharing Hands	85,000	Sharing Hands, Inc.
		Creswell Broadband	80,000	City of Creswell
		Lane Community College Career & Technical Education	500,000	Lane Community College
		Lane County Investments	1,335,000	Lane County
H-12	Lively	Broadband Micro-Carrier Hotel Fiber Expansion	750,000	City of Springfield
		Springfield Essential Infrastructure Project	185,000	City of Springfield
		Long-Term Affordable Housing in Springfield	620,000	City of Springfield
		Manufactured Home Park Preservation	445,000	City of Springfield
H-13	Nathanson	Eugene Community Broadband Plan	150,000	City of Eugene
		Nonprofit Organization Support - Lane County	278,000	Lane County Dept. of Health & Human
		Looking Glass Homeless Youth Facility	310,000	Looking Glass Community Services
		Lane County Investments	1,262,000	Lane County

District	Member	Project	Amount	Recipient
H-14	Fahey	Nelson Place Townhomes	600,000	DevNW
		Public Health Equity and Resilience Grants Program	225,000	Lane County
		Lane County Investments	1,175,000	Lane County
H-15	Boshart Davis	Mid-Willamette Family YMCA	1,548,000	YMCA
		BGCA Capital Projects and Improvements	327,000	Albany Boys & Girls Club
		Waverly Satellite Site	125,000	Albany Boys & Girls Club
H-16	Rayfield	Benton County Crisis Respite Center	1,250,000	Benton County
		Affordable Housing Land Acquisitions	750,000	Linn-Benton Housing Authority
H-17	Cate	Santiam Canyon Wildfire Recovery and Public Safety	900,000	Marion County
		Community Improvements	235,000	City of Scio
		Cheadle Lake Trail System Expansion	325,000	City of Lebanon
		Linn County Public Safety Improvements	540,000	Linn County
H-18	Lewis	City of Silverton Police/City Hall Construction Project	500,000	City of Silverton
		City of Mt Angel Marquam SS Trunk Line Project	500,000	City of Mt Angel
		Molalla Forest Road Bike/Ped Path Project	500,000	City of Molalla
		Aurora City Well Project	500,000	City of Aurora
H-19	Moore-Green	City of Aumsville, Tower Well Project	300,000	City of Aumsville
		City of Turner, Burkland Pool	300,000	City of Turner
		Willamette Career Academy	150,000	Willamette Career Academy
		United Way of the Mid-Willamette Valley	1,250,000	United Way of the Mid-Willamette Valley
H-20	Evans	Mid-Willamette Valley Trolley	2,000,000	City of Monmouth
H-21	Clem	Salem Community Investment Fund	2,000,000	Marion County (Economic Development)
H-22	Alonso Leon	Legion Park Athletic Complex	1,004,300	City of Woodburn
		Salem Free Clinics - free clinic funding	172,000	Salem Free Clinics, 501(c)3
		Fire engine	323,700	Chemeketa Comm. Col. Brooks Training
		Community media and health care	500,000	Alianza Poder
H-23	Currently Unrepresented	8” Loop along Goucher Street	1,200,000	City of Amity
		Replace Existing 8” Transmission Pipeline	800,000	City of Amity

District	Member	Project	Amount	Recipient
H-24	Noble	CARES NW and the Family Justice Center	400,000	CARES NW
		A Family Place Child Abuse Prevention	250,000	A Family Place Relief Nursery Yamhill County
		Juliette's House Enhanced Services	600,000	Juliette's House Child Intervention Center
		Small Business Grant Program	750,000	City of McMinnville
H-25	Post	St. Paul Water System	696,000	City of St. Paul
		Butteville Landing	54,000	Friends of Historic Butteville Board
		City of Newberg	400,000	City of Newberg
		City of Keizer	850,000	City of Keizer
H-26	Neron	Just Compassion of East Washington County (Grayber-	500,000	Just Compassion of East Washington County
		Human Services Investments	400,000	Department of Administrative Services
		Municipal Grants- Broadband & Business Stabilization	1,000,000	City of Sherwood
		Public Health Outreach Van	100,000	Clackamas County Public Health
H-27	Schouten	Patricia Reser Center for the Arts	1,200,000	Beaverton Arts Foundation
		Beaverton YMCA Childhood Development Center	800,000	Beaverton YMCA
H-28	Campos	HomePlate Youth Services Drop-in Center	643,000	HomePlate Youth Services
		Beaverton Homeless Shelter	500,000	City of Beaverton
		Washington County Park Restroom Improvements	801,000	Washington County
		Children's Library at the Aloha Community Library	56,000	Aloha Community Library
H-29	McLain	Food Security for economically vulnerable immigrant families: Food access/infrastructure - Covid-19	160,000	Adelante Mujeres
		Centro Cultural Food Services Building	660,000	Centro Cultural
		Forest Grove Foundation Housing for Homeless	680,000	Forest Grove Foundation
		Bienestar Plaza Los Amigos	500,000	Bienestar, Inc.
H-30	Sollman	North Plains Jessie Mays Community Park and Pedestrian Pathway Improvements	800,000	City of North Plains
		Asian Pacific American Network of Oregon (APANO) Property Acquisition Fund	500,000	Asian Pacific American Network of Oregon (APANO)
		Family Promise Washington County House	500,000	Family Promise of Washington County
		Hillsboro Schools Foundation Bilingual Career Kits	200,000	Hillsboro Schools Foundation

District	Member	Project	Amount	Recipient
H-31	Witt	Fox Creek Culvert	100,000	City of Rainier
		Skyline Community Hall Retrofits	155,000	Skyline Grange #894
		Sauvie Island Fire District Improvements	930,000	Sauvie Island Fire District 30
		River Access Near NW 107th Ave/Community Center Earthquake Retrofit	815,000	Linnton Neighborhood Association
H-32	Weber	Anderson Creek Raw Water Transmission Main	400,000	City of Nehalem
		Well and Wastewater Treatment resiliency	820,000	City of Bay City
		Cannon Beach Resiliency Project	360,000	City of Cannon Beach
		Astoria Public Library Renovation	420,000	City of Astoria
H-33	Dexter	Asian Pacific American Network of Oregon (APANO) Property Acquisition Fund	450,000	APANO
		Beaverton Health Clinic & Support for Innovative Startups and Emerging Nonprofits	650,000	City of Beaverton
		Central City Concern Clinical Respite Center	700,000	Central City Concern
		Washington County Park Restroom Improvements	200,000	Washington County
H-34	Helm	Oregon Outdoor Recreation Stimulus	1,000,000	Oregon Department of Fish & Wildlife, Oregon Conservation and Recreation Fund
		Support for Innovative Startups and Emerging	200,000	City of Beaverton
		HomePlate Youth Services Drop-in Center	401,000	HomePlate Youth Services
		Washington County Park Restroom Improvements	399,000	Washington County
H-35	Grayber	Just Compassion of East Washington County	1,500,000	Just Compassion of East Washington County
		Broadway Rose Improvements	350,000	Broadway Rose Theatre Company
		Southwest Corridor Community Investment Trust Model Feasibility Study and Implementation	150,000	Southwest Corridor Equity Coalition
H-36	Reynolds	Street Roots Center	1,400,000	Street Roots
		Food Pantry - Emergency Food processing/distribution	100,000	Neighborhood House
		Open for Fall, Open for All	400,000	Portland State University
		Central City Concern Peer Respite Center	100,000	Central City Concern

District	Member	Project	Amount	Recipient
H-37	Prusak	Washington County Economic and Transit Support	500,000	Washington County
		Packed with Pride & Afterschool Homework & Social Support club	500,000	The Foundation for Tigard Tualatin Schools
		Tualatin Together	500,000	Tualatin Together
		West Linn and Lake Oswego Small Business Support	500,000	West Linn Small Business Recovery Center
H-38	Salinas	Hillsdale to Lake Oswego Trail	300,000	SW Trails, Portland Bureau of Transportation, Oregon Parks and Recreation Department
		Lake Oswego/ SW Portland Land for Affordable Housing	1,000,000	Habitat for Humanity Portland/Metro East
		South Metro Racial Justice and Equity Grant Program	400,000	MRG Foundation
		Partnership for Community Health Care and Education	300,000	Clackamas Volunteers in Medicine
H-39	Drazan	Wildland Fire & Emergency Medical Response	146,700	Estacada Rural Fire District #69
		Clackamas County Fairgrounds Livestock Barn Project	1,750,000	Clackamas Cty. Fair Improvement Foundation
		Canby Fire District COVID response supplies	103,300	Canby Fire District
H-40	Meek	Parrott Creek Child & Family Services	600,000	Parrott Creek Child & Family Services
		Gladstone and Oak Lodge Community Library	500,000	Clackamas County
		Partnership for Community Health Care and	300,000	Clackamas Volunteers in Medicine
		Business Recovery Centers of Clackamas County	600,000	Oregon City Chamber of Commerce and Business Recovery Center
H-41	Power	City of Milwaukie Neighborhood Park Development	1,000,000	City of Milwaukie
		Oak Grove Community Project	750,000	Clackamas County
		Sellwood Community House Capital Improvements	250,000	Sellwood Community House
H-42	Nosse	Regional Black Economic Prosperity Planning and Dashboard Development Process	100,000	National Association of Minority Contractors - Oregon
		Central City Concern Clinical Respite Center	950,000	Central City Concern
		Street Roots Center	950,000	Street Roots
H-43	Sanchez	Albina Head Start classrooms	300,000	Home Forward
		NAYA Family Center/Home Forward 42nd and Killingsworth Project	1,700,000	NAYA Family Center

District	Member	Project	Amount	Recipient
H-44	Kotek	Center for Black Excellence	250,000	Albina Vision Trust
		NAYA Capital Improvements	1,250,000	Native American Youth and Family Center (NAYA)
		Co-Located Early Childhood Classroom Space at N. Maryland Affordable Housing Development	500,000	Neighborhood House
H-45	Smith Warner	Central City Concern's Recuperative Care Program	800,000	Central City Concern
		NAYA Home Forward Workforce & Early Childhood Education Center	600,000	NAYA
		Mainspring	100,000	Mainspring
		Street Roots Renovation	500,000	Street Roots
H-46	Pham	APANO Property Acquisition Fund	1,600,000	APANO
		82nd Avenue Transportation Justice Advocacy Grants	225,000	Oregon Walks
		Community Safety Infrastructure Investments	100,000	Coalition of Communities of Color
		East Portland Community Placemaking Projects	75,000	City Repair Project
H-47	Valderrama	Asian Pacific American Network of Oregon (APANO) Property Acquisition Fund	350,000	APANO
		East Portland Community Prosperity Project: Small Business Development	500,000	Unite Oregon
		Rosewood Equitable Neighborhood Development	1,150,000	The Rosewood Initiative
H-48	Reardon	Leach Botanical Garden Historical Building Improvement	1,550,000	Leach Garden Friends
		Zenger Farms Capital Improvements	150,000	Friends of Zenger Farms
		MHCC Pool and Multi-Cultural Center	300,000	Mt. Hood Community College
H-49	Hudson	East County Food Pantry	10,000	East County Food Pantry
		Troutdale Terrace Food Assistance	6,000	Oregon Food Bank
		Aldercrest Apartments renovation	1,200,000	Human Solutions of Oregon
		Habitat for Humanity land purchase	784,000	Habitat for Humanity
H-50	Ruiz	Gresham-Barlow School Based Health Center Development	1,000,000	Gresham Barlow School District - Multnomah County School District
		City of Gresham Funding Project	700,000	City of Gresham
		MHCC Pool and Multi-Cultural Center	100,000	Mt. Hood Community College
		Youth Voice, Youth Vote: Youth Participatory	200,000	Participatory Budgeting Oregon

District	Member	Project	Amount	Recipient
H-51	Bynum	Friends of Baseball	100,000	Friends of Baseball
		Building United Futures Complex	800,000	The Black United Fund of Oregon
		Paramount Apartments	1,000,000	Albina Vision Trust
		Black Economic Prosperity Project/Regional Black Economic Prosperity Planning and Dashboard Development Process	100,000	National Association of Minority Contractors - Oregon
H-52	Williams	MHCC Pool and Multi-Cultural Center	1,000,000	Mt. Hood Community College
		Columbia Gorge Community College Child Care Center, Ag-Tech-Ed Study, and ECE Spanish GED Program	1,000,000	Columbia Gorge Community College
H-53	Zika	City of Redmond - Neighborhood Revitalization	1,000,000	City of Redmond
		REACH & Redmond Early Learning Center	200,000	REACH & Redmond Early Learning Center
		NeighborImpact	800,000	NeighborImpact
H-54	Kropf	City of Bend Low-Barrier Shelter	2,000,000	City of Bend
H-55	Breese-Iverson	Prineville N. Peters/N. Main Intersection Update	900,000	City of Prineville
		Lake County Rural Fire Protection	500,000	Lake County
		La Pine Highway 97 East Pedestrian Improvements	375,000	City of La Pine
		HD 55 Main Street Grants	225,000	Crook County Chamber of Commerce (HD 55)
H-56	Reschke	Klamath County Economic Development Association	1,000,000	Klamath County Economic Dev. Association
		South Central Oregon Economic Development District	1,000,000	S. Central Oregon Economic Dev. District
H-57	Smith, G	District 57 Community Development Fund	2,000,000	Port of Morrow
H-58	Levy	Union County Business Assistance Grant Program	500,000	Union County
		East Umatilla Fire and Rescue, New Fire Station	1,000,000	East Umatilla Fire and Rescue (District)
		Wallowa County Fairgrounds Project	500,000	Wallowa Cty. for the Wallowa County Fair
H-59	Bonham	Columbia Gorge Community College Child Care Center/ Family Child Care Program Renovation	1,000,000	Columbia Gorge Community College
		Smith Rock State Park Infrastructure Improvements & Terrebonne Road Interchange	1,000,000	Deschutes County

District	Member	Project	Amount	Recipient
H-60	Owens	Harney County Fairgrounds	1,000,000	Harney County
		Malheur County Fair Barn Replacement	455,000	Malheur County
		Unity Water Tower Replacement	500,000	Baker County
		Sumpter Valley Railroad upgrades	45,000	Sumpter Valley Railroad Restoration, Inc

Oregon Advocacy Commissions Office

The Subcommittee approved an appropriation of $228,372 General Fund for the Oregon Advocacy Commissions Office to hire one permanent, full-time Public Affairs Specialist 2 to engage with constituent communities.

Oregon Liquor Control Commission

To finance construction of a new liquor distribution center and headquarters facility, the Subcommittee approved the cost of bond issuance and 2021-23 debt service for the Oregon Liquor Control Commission (OLCC) as follows:

- For purchase of land and warehouse construction, $632,735 Other Funds expenditure limitation for cost of issuance and $3.4 million Other Funds expenditure limitation for debt service.
- For information technology systems for licensing, enforcement, and distribution center sales and inventory management, $390,000 Other Funds expenditure limitation for cost of issuance, and $3.2 million Other Funds expenditure limitation for debt service.
- For an order fulfillment and conveyor system, $175,000 Other Funds expenditure limitation for cost of issuance and $896,730 Other Funds expenditure limitation for debt service.

The cost of the new facilities is estimated to total $89.5 million. Bond authorization is provided in SB 5505 for the acquisition of property and construction of a new liquor distribution center and headquarters facility ($52.5 million); a new distribution center sales and inventory management information technology system ($27 million); and a conveyor and order fulfillment system for the new facility ($10 million). Expenditure limitation for the land and construction and the conveyor system is included in SB 5506, the Capital Construction bill.

OLCC has been working with the Capitol Projects Advisory Board and the Department of Administrative Services on due diligence related to facility replacement and property acquisition. A market evaluation is scheduled to occur in the autumn of 2021, final site selection is projected to occur in April of 2022, and construction is anticipated to be completed in 2024.

The Subcommittee provided the following instruction to OLCC:

BUDGET NOTE

Prior to disposition of its existing properties adjacent to McLoughlin Boulevard in Milwaukie, the Oregon Liquor Control Commission is directed to report to the Joint Committee on Ways and Means on plans for the sale and disposition of its existing distribution center, office headquarters, and Milport Road warehouse. The report shall include information on the zoning of the properties, submitted offers, real estate fees and commissions paid to contractors and real estate professionals engaged, conditions of sale, and listing price of the properties. In addition, the OLCC shall report on the new warehouse and headquarters location, purchase price, construction and relocation schedule; its interim operations plan including new leases and estimated costs; an overview of measures the agency will take to minimize disruption to licensees, contract liquor agents, and other stakeholders; and a summary of efforts to secure financial systems and data during the transition.

Public Employees Retirement System

The Subcommittee approved $16,792,238 Lottery Funds expenditure limitation for the Employer Incentive Fund to be used for a 25% state match program for employer side accounts, which are pre-paid employer contributions held in trust for the payment of employer contributions.

Department of Revenue

A General Fund appropriation of $292,002 was approved for the Department of Revenue to support one full-time Operations and Policy Analyst 4 position (1.00 FTE) in the Administration Division. The position will lead initiatives to improve the efficiency and effectiveness in the management of resources, lead analyses of systems and processes, and work with agency management to develop business cases and policy option packages.

A one-time General Fund appropriation of $23.2 million was approved for the Department to make grants to counties for the reimbursement of lost tax revenue related to the 2020 wildfires. Distribution of these funds will be limited to counties included in Executive Order 20-60 that were impacted by the 2020 wildfires and that can demonstrate losses due to the September 2020 wildfires in property tax years beginning on or after July 1, 2020. For 2020-21, the following estimated amounts of lost tax revenues will be provided to the following counties:

- Lincoln: $208,178
- Marion: $715,634
- Clackamas: $116,831
- Lane: $579,208
- Linn: $72,226
- Douglas: $65,060
- Jackson: $2,829,073

- Klamath: $228,162

Prior to disbursement of funds by the Department, each county must apply by December 1, 2021, and annually thereafter. Applications must include a copy of a county ordinance or resolution authorizing the request and a sworn statement that the amount represents estimated revenue lost in that property tax year due to the September 2020 wildfires. The Department will review applications and distribute funds as requested by December 31st and each year thereafter. The Department is authorized to establish rules for the purposes of these distributions.

Other Funds expenditure limitation was increased by $4,245,000 for expenditure of Article XI-Q Bond proceeds on the Electronic Valuation Information System (ELVIS) project authorized in SB 5506. The objective of this project is to modernize the various outdated appraisal systems and associated manual processes used by the valuation section. One Information Systems Specialist 7 (0.88 FTE) and one Information Systems Specialist 8 (0.88 FTE) are provided to support the system. The Department's General Fund appropriation for debt service and related costs was increased by $672,270 for debt service for the 2021-23 biennium. Debt service is estimated to be $1,349,060 for the 2023-25 biennium.

To address the Department's cost of implementing SB 139 relating to taxation, $161,387 General Fund was approved for one permanent, part-time Tax Auditor 2 position (0.50 FTE) to answer questions from businesses and personal income taxpayers and assist with written objections related to the tax rate changes.

To address the Department's cost of implementing SB 727 relating to taxation, $438,569 General Fund was approved for three positions (2.00 FTE). One permanent, full-time Tax Auditor 2 (1.00 FTE) was approved to assist with the implementation of the Business Alternative Income Tax (BAIT) and to answer technical questions. One permanent, part-time Data Entry Operator (0.50) was approved to key additional schedules and fields on paper returns into Quick Modules for processing into GenTax. One permanent, part-time Operations and Policy Analyst 3 (0.50 FTE) was approved for GenTax testing and business entity analysis.

To address the Department's cost of implementing HB 2433 relating to taxation, $397,011 General Fund was approved for five positions (2.50 FTE). One permanent Administrative Specialist 2 position (0.50 FTE) was approved to provide clerical support, and four permanent seasonal Public Service Representative 3 positions (2.00 FTE) were approved to process Individual Taxpayer Identification Number filers.

Secretary of State

The Subcommittee approved a total of $2,474,287 General Fund and one limited duration Program Analyst 4 position (1.00 FTE) for the Elections Division. Of the total, $2 million was added for grants to counties to address county elections offices equipment and technology needs. This includes, but is not limited to, updating voting machines, purchasing new processing equipment (ballot sorters, tabulator upgrades, postmark scanners, keyed locks, and equipment for implemented upgrades), video surveillance upgrades, ballot drop boxes, and software needed for implementation of risk limiting audits. In addition, $120,000 General Fund was added for GIS interface updates needed to implement

a redistricting plan. The limited duration position is supported with $354,287 General Fund and will assist with distributing resources to counties and addressing local county clerk redistricting needs.

Oregon State Library

An increase in Federal Funds expenditure limitation of $2,924,165 was approved for the State Library for the expenditure of American Rescue Plan Act (ARPA) funds for five focal project areas. These areas include connectivity; digital equity and inclusion; equity, diversity, inclusion, and antiracism; needs arising from the pandemic; and workforce development. These focal areas apply to the State Library's direct spending as well as subgrants provided to museums, tribes, and other entities. One Administrative Specialist position (1.00 FTE), supported with Federal Funds, is provided to help with the disbursement of ARPA funds.

Oregon State Treasury

Nonlimited authority for the Trust Property programs was modified to include charges for investment-related transactions.

CONSUMER AND BUSINESS SERVICES

Bureau of Labor and Industries

A General Fund appropriation of $2,310,459 was approved for the agency's role in the Fair Housing Enforcement Statewide Investment collaborative partnership between the Fair Housing Council of Oregon (FHCO), the Bureau of Labor and Industries (BOLI), the Department of Justice (DOJ), and other housing partners. This funding supports one Program Manager (1.00 FTE); Six Civil Rights Investigators (6.00 FTE) to support housing discrimination investigation in four priority regions; and one Training and Development Specialist (1.00 FTE) to provide statewide fair housing education and outreach.

Consumer and Business Services

The Subcommittee approved the transfer of the Senior Health Insurance Benefits Assistance (SHIBA) program from the Department of Consumer and Business Services (DCBS) to the Department of Human Services (DHS). The intent of this transfer is to consolidate all the SHIBA funding and programs in DHS since that agency already has two of the three SHIBA-related federal grants. This transfer requires a $1,813,619 Federal Funds expenditure limitation reduction to DCBS' budget and a reduction of two Program Analyst 2 positions (2.00 FTE) and two Public Service Representative 4 positions (2.00 FTE).

A technical adjustment was approved to accurately reflect the number of positions needed to support the new behavioral health treatment oversight requirements established in HB 3046 (2021). This adjustment adds one position to the three that are already approved.

A General Fund appropriation of $10,678,004 was approved as part of the Wildfire Recovery Initiative. This funding is for a new grant program to incentivize residential and commercial fire hardening for rebuilding and repairing dwellings and other structures that were destroyed or damaged in the 2020 wildfires. Administration for the new grant program is capped at $678,004. One Principal Executive Manager E (1.00 FTE) is also approved for the program.

The Subcommittee approved the transfer of the Compact of Free Association (COFA) Premium Assistance Program and health insurance exchange from the DCBS to the Oregon Health Authority (OHA) as described in SB 65 (2021). This transfer requires DCBS to reduce its Other Funds expenditure limitation by $14,870,281 and eliminate 18 positions (18.00 FTE).

Mental Health Regulatory Agency

The Mental Health Regulatory Agency provides administrative and regulatory oversight to two licensing boards that oversee mental health professions in the state, the Board of Psychology and the Board of Licensed Professional Counselors and Therapists. Due to legislative interest in gaining a better understanding of licensee demographics and increasing diversity of the mental health workforce, the Subcommittee approved $300,000 General Fund and the following budget note:

> **BUDGET NOTE**
>
> The Mental Health Regulatory Agency shall engage a third party consultant to study the demographics of those individuals licensed by the boards and devise a plan to increase licensee diversity, including an examination of the boards' application processes, investigation of complaints and allegations related to application disclosures, and the boards' consideration of applicant character and fitness. A written report on the study and plan must be provided to the appropriate legislative policy committee(s) no later than December 31, 2022. The agency must also present this information to a subcommittee of the Joint Committee on Ways and Means during the 2023 legislative session.

ECONOMIC AND COMMUNITY DEVELOPMENT

Oregon Business Development Department

Anticipating the issuance of general obligation bonds for the seismic rehabilitation program at the Oregon Business Development Department (OBDD), the Subcommittee approved expenditure limitation of $160 million Other Funds for program grants: $110 million for public school

buildings and $50 million for emergency services facilities. An increase in Other Funds expenditure limitation of $2 million was approved for paying the cost of bond issuance.

The Subcommittee approved an increase of $6,371,670 in the Department's General Fund appropriation for the payment of debt service on bonds issued for the seismic rehabilitation program.

A General Fund appropriation of $4 million was approved for the Business Innovation and Trade Division to provide grants to local governments to aid in the short and long-term efforts to recover from the 2020 wildfire season. The total amount of funding represents the reestablishment of funding that was provided for this purpose by the Emergency Board in January 2020 but was unspent at the end of the 2019-21 biennium, plus an additional $2 million due to anticipated program need. The funding is available for a variety of activities that include, but are not limited to, human resources, land use planning, infrastructure planning, FEMA recovery applications, building permit application processing, financial and administrative program support, and translation services.

The Subcommittee approved $80,000 General Fund for the Infrastructure Division to distribute as a grant to Crawford Electric Company to reimburse the company for the cost of temporary power poles that the State of Oregon used immediately following the 2020 wildfires.

A total of $4,238,074 General Fund was approved for the Department's Infrastructure Division to make grants to specific local governments for financial assistance for their building and planning departments' staffing needs. The individual recipients are:

- Lane County $755,319
- Linn County $275,000
- Lincoln County $190,000
- Douglas County $375,000
- Marion County $975,000
- Jackson County $710,000
- City of Talent $280,000
- City of Phoenix $677,755

The Subcommittee approved an appropriation of $772,000 General Fund for making grants to the following entities for staffing and operational needs associated with the 2020 wildfire season:

- City of Gates $251,000

- City of Detroit $521,000

An allocation of $275,722,721 American Rescue Plan Act State Fiscal Recovery Funds (Other Funds) was approved for the Department to make grants to local governments in the following amounts, for the critical drinking water, storm water, and sanitary sewer projects identified below:

- $2,923,500 for the City of Mill City storm drainage improvements
- $2,694,953 for Hood River waterfront stormwater line
- $2,640,125 for the City of Elgin wastewater collection system
- $14,700,000 for the City of Sandy wastewater treatment plant
- $50,000,000 for Marion County North Santiam septic to sewer project
- $3,000,000 for the City of Turner water pipe project
- $100,000 for the City of Vale wastewater treatment facility headworks improvements
- $2,790,000 for the City of Astoria 16th St distribution waterline replacement
- $2,930,000 for the City of Astoria Pipeline Road waterline resilience
- $10,000,000 for the City of Clatskanie - waste water treatment plant
- $5,260,000 for the Lyons-Mehama Water District tank and pipeline project
- $2,425,798 for the Port of Toledo sanitary sewer extension to Hwy 20
- $974,850 for the City of Waldport water tank project
- $2,000,000 for the Arch Cape Domestic Water Supply District Arch Cape Forest project
- $4,860,000 for the City of Astoria wastewater treatment plant headworks improvement project
- $5,530,000 for the City of Echo water system improvements
- $1,500,000 for the City of Echo wastewater system improvements
- $10,545,543 for the City of Aurora wastewater treatment plant facility
- $4,284,203 for the City of Aurora water storage tank and pump station
- $3,200,000 for the Crane Union School District 1J Crane community water and sewer system
- $250,000 for the City of Arlington Columbia River municipal pump station
- $65,000 for the City of Arlington wastewater facilities plan
- $12,000,000 for the City of Tillamook water transmission line replacement
- $1,140,000 for the Mapleton Water District water infrastructure projects
- $14,628,685 for the City of Lakeside wastewater treatment plant replacement

- $10,000,000 for the City of Scappoose water infrastructure projects
- $2,500,000 for the City of Aumsville water system improvements
- $12,000,000 for the City of Philomath water treatment plant and reservoir construction
- $900,000 for the Wasco County Soil and Water Conservation District Mosier Million #2 well replacement project
- $835,000 for the Crescent Sanitary District wastewater collection system
- $5,800,000 for the City of Carlton wastewater treatment plant
- $15,500,000 for Lane County McKenzie River Valley drinking water and wastewater system replacements
- $1,800,000 for the Panther Creek Water District water reservoir replacement
- $15,000,000 for Lincoln County Panther Creek septic and stormwater systems
- $3,000,000 for the City of Detroit drinking water system
- $3,000,000 for the City of Ashland for Talent, Ashland, and Phoenix intertie improvements
- $500,000 for Lincoln County well repair
- $25,000 for the City of Gates water meter replacement
- $5,000,000 for the City of Phoenix Charlotte Ann Water District disbanding transition costs
- $3,000,000 for the City of Powers sewer collection system and sewer plant
- $1,570,064 for the City of Roseburg stormwater system improvements
- $200,000 for Cave Junction water distribution center
- $2,500,000 for the City of Mosier wastewater treatment plan update
- $3,000,000 for the City of Nyssa water system expansion
- $2,700,000 for the City of Medford SW Medford water and sewer infrastructure
- $950,000 for the City of Redmond Skyline Village affordable housing sewer
- $10,500,000 for the City of Corvallis Rock Creek transmission main
- $15,000,000 for the Lakeview water treatment facility

The Subcommittee approved an increase of $15 million Other Funds expenditure limitation for the Infrastructure Division to provide grants for levee projects from the net proceeds of Lottery Bonds authorized to be issued and deposited in the fund during the upcoming biennium.

Additionally, the Subcommittee approved adjustments to the agency's Nonlimited Other Funds budgeted expenditures that produced a net increase of $90 million. Increases were made for net Lottery bond proceeds of $50 million to be deposited in the Special Public Works Fund from authorized bond issues in the upcoming 2021-23 biennium. Another $50 million General Fund was appropriated for deposit in the Special Public

Works Fund, and $10 million of net proceeds of Lottery Bonds was approved for deposit in the Brownfields Redevelopment Fund. These increases are offset by a reduction of $20 million Nonlimited Other Funds that had been provided in the agency's budget bill (HB 5023) in error.

The $50 million General Fund deposited in the Special Public Works Fund provides loans and grants for publicly owned facilities that support economic and community development in Oregon. Funds are available to public entities for planning, designing, purchasing, improving, and constructing publicly-owned facilities.

An increase of $20 million Other Funds expenditure limitation was approved for the Infrastructure Division to grant funding to the City of Salem for a drinking water system project. The expenditure is supported by bond proceeds.

Other Funds expenditure limitation was increased by $50 million for the Business Innovation and Trade Division to provide grants to local independent movie theaters and entities in Oregon's live events industry to support their recovery from business closures due to the pandemic. Approximately $5 million is intended for distribution to small and community movie theaters. Remaining funds are to be distributed to support the live events industry, including live event operators, music, cultural and community venues, and other entities supporting live events. Grants made to organizations for subsequent distribution to individual entities are eligible for administrative costs related to the distribution of funding. All qualifying entities are required to self-certify as to the need being directly related to the COVID-19 pandemic.

The Subcommittee approved $25 million General Fund to support flexible grants to public and/or private entities for projects targeted at facilitating private investment in Oregon, with a focus on leading or emerging business sectors. The funding is intended to complement efforts under other OBDD programs or funds. Examples of potential uses include public infrastructure such as rail, road, docks, terminal, or airport improvements; power infrastructure; natural resources/wetland mitigation; and other projects enabling investment and long-term public return and benefit. Private sector projects might involve areas such as manufacturing, emerging energy, environmental, supply chain, and feedstock development.

The Department will need to set up the program and create rules prior to awarding grants. If statutory language or further legislative direction is needed to implement the program, OBDD will work with the Legislature to obtain these; depending on requirements, this may mean program initiation may be delayed until the latter half of the biennium.

The Subcommittee approved increases in Other Funds expenditure limitation totaling $9,149,378 for the Department's Arts and Cultural Trust to distribute grants funded by the issuance of Lottery Bonds for cultural facilities as follows:

- $750,000 for the Maxville Heritage Interpretive Center - Preservation of Maxville Townsite
- $2,000,000 for the Artists Repertory Theatre
- $600,000 for the Josephy Center for Arts and Culture

- $295,000 for the Eastern Oregon Regional Theatre - Baker Orpheum Theatre Restoration
- $1,250,000 for the Chehalem Cultural Center - Performing Arts Wing
- $750,000 for the Siletz Tribal Arts and Heritage Society
- $1,600,000 for the Jon G. Shedd Institute for the Arts
- $600,000 for the Little Theatre on the Bay - Liberty Theatre Expansion
- $304,378 for the Columbia River Maritime Museum - Lightship Columbia Preservation
- $1,000,000 for the Portland Art Museum - Rothko Pavilion

The Subcommittee approved an increase in expenditure limitation of $10 million Other Funds for the Infrastructure Division to make grants for county fair capital improvements.

Increases in Other Funds expenditure limitation of $1,254,312 for the Infrastructure Division and $361,350 for the Arts and Cultural Trust were approved by the Subcommittee for payment of costs associated with the issuance of Lottery Bonds. Also approved was an increase of $6,905,674 Lottery Funds expenditure limitation for the Infrastructure Division to pay debt service on Lottery Bonds.

Other Funds expenditure limitation of $120 million was established for the Department's Operations Division for expenditure of American Rescue Plan Act (ARPA) Capital Projects Funds received by the Oregon Department of Administrative Services and transferred to the Department for deposit in the Broadband Fund. Monies in the fund can be used to provide grants or loans through the Oregon Broadband Office and for the administrative costs of the office. Eligible uses of the grants and loans include projects for the planning and development of broadband service infrastructure, digital literacy, digital inclusion, and digital adoption.

The Subcommittee approved budget adjustments to allow the Department to expand staffing capacity. These adjustments include: Lottery Fund expenditure limitation increases of $1,387,837 for the Operations Division and $480,743 for the Business Innovation and Trade Division. General Fund is increased by $85,845 for the Business Innovation and Trade Division and $219,660 for the Infrastructure Division. Other Funds expenditure limitation is increased by $272,00 for the Operations Division, $461,286 for the Business Innovation and Trade Division, and $219,660 for the Infrastructure Division. For the Operations Division, the establishment of 8 positions (8.00 FTE) are authorized including a human resources analyst, an accounting technician, two procurement and contract specialists, two information technology specialists, and two public affairs specialists. For the Business Innovation and Trade Division, the establishment of 5 positions (5.00 FTE) are authorized that include three regional project managers, a loan specialist, and a program analyst. The Subcommittee also authorized the establishment of a federal grant manager position (1.00 FTE) and an operations and policy analyst (1.00 FTE) in the Infrastructure program.

The Subcommittee approved an increase in Lottery Funds expenditure limitation for the Film and Video Office of $112,500 for program enhancements. The Film and Video office will use $60,000 of the funding for workforce development and paid placement programs; $22,000 for

regional festival and event sponsorship support; $3,500 for travel and accommodation costs; $23,000 for special events, a residency program, and regional office support; and $4,000 for business recruitment.

Increased Lottery Fund expenditure limitation of $1.6 million was approved for the Infrastructure Division to provide a grant to the Port of Port Orford for the Seafood Hub Redevelopment Project. The project centers on the creation of a seawater system that would allow the Port to provide sustainable operational support to the fishing fleet, facilities for on-site marine research, and ocean-related recreational opportunities. Additional funding to support the total project cost of $7,657,020 includes $5,275,020 from the U.S. Economic Development Administration and $800,000 in local funds.

Interest earnings on general obligation bond proceeds produced $5,800 that is available to offset General Fund for debt service. The subcommittee approved the establishment of an Other Funds expenditure limitation of $5,800 for the use of these interest earnings on debt repayment.

The Subcommittee approved an increase of $500,000 Other Funds expenditure limitation for the Business Innovation and Trade Division to make grants from the Oregon Rural Capacity Fund established in HB 2345 (2021). The fund is for making grants to Economic Development Districts to assist rural jurisdictions in learning about, applying for, and managing grants and other funding opportunities that can be used to support workforce, infrastructure, economic development, and community development.

Expenditure limitation of $10 million Other Funds was approved for the Business Innovation and Trade Division to make grants from the Disadvantaged and Emerging Small Business Loan Fund established in HB 2266 (2021), in conjunction with the establishment of a direct loan program for making loans to eligible business that have been certified by the Certification Office for Business Inclusion and Diversity and have been referred to the department by a technical assistance provider.

The Subcommittee approved an increase in expenditure limitation of $10 million Lottery Funds for the Business Innovation and Trade Division to provide a grant to Oregon21, LLC for the direct costs of the World Track and Field Championship.

Employment Department

Other Funds expenditure limitation is increased by $872,278 to accommodate administrative expenses of the Employment Department related to carrying out the provisions of SB 172 (2021) which limits the window in which non-fraudulent overpayments can be recovered from a claimant to five years and creates the ability for certain overpayments to be waived. Notification procedures and changes to automated systems require support for 10 limited duration Revenue Agent 1 positions (5.00 FTE) in the 2021-23 biennium associated with this work. Personal services costs are $647,578 and services and supplies costs are $180,000.

Housing and Community Services Department

The Subcommittee approved $30 million General Fund on a one-time basis for the Housing and Community Services Department (HCSD) to compensate landlords for 100% of missed rental payments for applications submitted to the Landlord Compensation Fund for rent owed between April 1, 2020 and the date of the landlord's application through June 30, 2021, subject to availability of funds. These funds can also be used to complete compensation payments for applications approved prior to passage of SB 278. Any amount remaining unallocated upon closure of the application portal and disbursement of funds is not intended to be carried forward into future biennia.

An additional $5 million General Fund is appropriated to the Department on a one-time basis for a grant to Home Forward to make distributions to landlords who delayed termination notices or eviction proceedings pursuant to section 9 of SB 278 (2021). Landlords can apply for this compensation if they can demonstrate that they waited at least 60 days to receive rent payments from a tenant who was denied rental assistance. Home Forward is responsible for primary program design, with HCSD providing application verification information. Up to 10% of the appropriation can be used by Home Forward for administrative costs or those of its subcontractors; separate accounting and reporting mechanisms are to be maintained for this program.

A one-time General Fund appropriation of $2 million was approved for the Department to make a grant to SquareOne Villages for a shared equity affordable homeownership pilot project. Upon awarding the grant, the Oregon Housing Stability Council may request information from SquareOne Villages regarding description of the project, number of units, characteristics of housing built and populations served, other financing partners, and evaluation of outcomes.

Proceeds from the sale of $410 million in Article XI-Q bonds will be used by the Department to develop affordable housing units and supportive housing units for Oregonians who have experienced chronic homelessness. The LIFT program produces approximately 750 units of affordable housing for every $100 million in funding. Of the total amount of bond proceeds, $60 million is intended to fund applications submitted in the 2019-21 biennium that would have been successful candidates for project funding but for the fact that available funding was insufficient to meet demand. An estimated $50 million in bond proceeds will be directed toward construction of approximately 350 units of housing with supportive services for very low-income Oregonians who require tenancy services and rental assistance to remain stably housed. General Fund of $1.6 million is included for supportive services and rental assistance payments associated with those units, based on the timing of bond issuance and units ready for occupancy in the 2021-23 biennium. Supportive services and rental assistance on these units is anticipated to cost $15.5 million General Fund in the 2023-25 biennium; coupled with service and rent assistance for units constructed with bonds authorized in 2019-21 biennium, the total "service dollars" costs are expected to reach $28.7 million in 2023-25. Expenditure limitation for cost of bond issuance in 2021-23 was approved in the amount of $3,490,000 Other Funds, General Fund debt service was increased by $21.4 million, and administrative costs to develop the units total $2,037,700 Other Funds expenditure limitation. Eleven positions (10.25 FTE) are needed for accounting, compliance, underwriting, and reporting.

To capitalize revolving loans that can be used by developers of low-income housing to purchase land or naturally-occurring affordable housing, the Subcommittee approved $30 million General Fund on a one-time basis. The Department will use this revolving loan fund to support the long-term affordable rental housing needs of Oregonians who have been historically rent-burdened or underrepresented in home ownership. A portion of these loan funds are intended to be awarded to applicants who have demonstrated experience or expertise in serving these communities.

To preserve an estimated 1,600 units of existing affordable housing, the Subcommittee approved $100 million General Fund. This funding can be used for publicly supported affordable housing, properties with federal project-based rental assistance contracts, rent subsidies, manufactured dwelling parks, and properties undergoing recapitalization.

The Subcommittee approved $3 million General Fund on a one-time basis to provide a grant to a not for profit organization to develop or improve infrastructure for a manufactured dwelling park in Springfield Oregon. The Department will require the organization receiving the grant to provide a report to the agency that includes information on accounting and the use of grant money, identification of other funding to support the project, and resources provided to park residents.

General Fund of $225,953 was approved for the Department to study and make legislative recommendations on the incorporation of a Regional Housing Needs Analysis into state and local planning programs. The funds will support a position (1.00 FTE) to conduct stakeholder outreach and engagement and data improvement, with the goal of developing a legislative proposal for incorporation of a regional housing needs analysis into future state and local planning processes.

BUDGET NOTE

The Housing and Community Services Department is directed to work with the Department of Land Conservation and Development to provide an initial legislative report no later than February 1, 2022 and a final legislative report no later than December 31, 2022 on efforts to develop a legislative proposal for incorporation of a regional housing needs analysis into future state and local planning processes.

The Subcommittee approved Other Funds expenditure limitation of $4.5 million for rental assistance payments associated with a long-term rental assistance program established in HB 2163 (2021). The program is for rental assistance payments to individuals age 25 and younger who are or have recently been homeless, in substitute care, incarcerated, or in a facility for mental health or dependency treatment. One Operations and Policy Analyst position (1.00 FTE) is authorized to develop and manage the program. General Fund to support the program was included in HB 2163 on a one-time basis.

For wildfire recovery efforts, the Subcommittee approved $100.4 million General Fund for construction, rebuilding, and financing initiatives for wildfire survivors. Two positions (1.76 FTE) were authorized to support these initiatives. Other Funds expenditure limitation of $50.8 million

(including $780,071 for cost of bond issuance) will allow the Department to acquire land for rebuilding efforts, as well as to provide interim housing for those displaced by wildfires. Debt service on these bonds is $2.2 million Lottery Funds for the 2021-23 biennium.

Department of Veterans' Affairs

Other Funds expenditure limitation of $6,113,208 was established for distribution of Lottery bond proceeds for the veterans' affordable housing project, including $113,208 for bond issuance costs. Lottery Funds debt service of $499,184 was established for the 2021-23 biennium and is estimated to be $993,687 in the 2023-25 biennium.

The Subcommittee approved $175,000 Lottery Funds expenditure limitation on a one-time basis for the Veteran Educational Bridge Grant Program. These grants are designed to provide some support to student veterans that find themselves unable to complete their academic programs on time due to the unavailability of a required class.

EDUCATION

State School Fund

The Subcommittee approved a reduction of $27,849,006 General Fund, an increase of $219,059,876 Lottery Funds, and an increase of $8,789,130 Other Funds from the Fund for Student Success for the State School Fund. This change reflects the final balance of use of available Lottery Funds across the entire state budget as well as the most recent forecast of the Fund for Student Success related revenues. This assumes no transfer of Education Stability Fund resources to the State School Fund and brings the total funds State School Fund amount to $9.3 billion.

Oregon Department of Education

The Subcommittee approved $125 million Other Funds expenditure limitation for the Oregon School Capital Improvement Matching program (OSCIM). The proceeds of the sale of Article XI-P general obligation bonds authorized in SB 5505 are used for grants to school districts which match the grant with proceeds of locally issued bonds for the construction and improvement of school district buildings and property.

The Subcommittee approved $17.5 million Other Funds expenditure limitation for Lottery Bond proceeds authorized in SB 5534 for deposit into the Connecting Oregon School Fund (COSF) for expanding Internet connectivity in schools and maximizing the use of available federal resources. The agency will use COSF to provide state grants to districts that are successful in applying for federal E-rate funding from the Universal Service Administrative Company (USAC) for special construction projects. These projects will provide new or improved existing internet connectivity for schools in which the federal E-Rate funding would typically provide between 60-80% of project costs. ODE will provide state grants for up to 10% of project costs which will leverage an additional matching federal contribution, which may enable sufficient funding to pay for the entire cost of the project. Projects in which federal and state resources do not fully fund a project will be the responsibility of the district to provide through

other resources. State funding will be allocated through a formula that prioritizes schools based on income levels; rural and remote areas of the state; and the current type of internet connectivity and download speeds. ODE estimates these funds will leverage up to an additional $70.8 million in resources for 40 to 60 projects that focus on improving both schools and district-wide area network connectivity.

Three capital projects were approved for the Oregon School for the Deaf to be financed with Article XI-Q bonds. There is a total of $666,308 General Fund designated for debt service on these bonds during 2021-23. The projects are for remodeling restrooms to bring them to ADA standards, fire alarm system replacement, and upgrades of windows.

A total of $1,459,142 Other Funds expenditure limitation was approved for the cost of issuance of general obligation (SB 5505) and Lottery bonds (SB 5534). These include the costs for bonds issued for the Oregon School Capital Improvement Matching program (Article XI-P bonds), projects for the Oregon School for the Deaf (Article XI-Q bonds) and for Broadband Connecting Oregon Schools grants (Lottery bonds). An Other Funds debt service expenditure limitation was established for $330 to use Other Funds savings to offset the need for General Fund to pay for debt service on outstanding general obligation bonds.

A one-time $500,000 General Fund appropriation was approved for a study of the impacts of State School Fund spending and to determine if this spending pattern results in disparities between students who are black, indigenous or people of color (BIPOC) and those who are not BIPOC students. The Oregon Department of Education will award a contract to an experienced researcher who has done research on exploring and modeling education finance policy and practice including research on the effects of fiscal policies and implications on resources at the school and classroom levels. The researcher awarded the contract should have completed at least one multi-year study of weighted student funding. The Department is to provide support and data for the researcher(s). The Department should also appoint an advisory committee with representatives from various educational advocacy and community groups with experience working with historically underserved students. This committee is to review variations in school level spending across multiple types of expenditures across 25 school districts, and to review the proportion of diverse teachers and students. The Department is to submit a report with the results and findings of the study and advisory committee by December 15, 2022.

Funding and Other Funds expenditure limitation was approved for the provisions of HB 3073 (2021), which establishes the new Department of Early Learning and Care (DELC), eliminates the existing Early Learning Division of the Oregon Department of Education, transfers the Employment Related Day Care (ERDC) program to the new DELC effective July 1, 2023, and makes policy and eligibility changes to the ERDC program. In this bill, there is $3.5 million General Fund appropriated to the Oregon Department of Education for 14 positions (12.92 FTE) hired before March 1, 2020 necessary to establish the new agency and develop its payment systems, accounting structures, Information Technology systems, employee hiring processes, and other activities. The funding for these positions is for the full 2021-23 biennium. A special purpose appropriation to the Emergency Board of $5.1 million General Fund is included for the costs of staff hired after March 1, 2020 and other costs of the new agency. Finally, an Other Funds expenditure limitation increase of $95 million is provided to the Department of Human Services for

ERDC costs including a new co-pay policy. These Other Funds for the ERDC program are resources transferred from the Early Learning Division/DELC and include American Rescue Plan Act funding specifically for early learning and child care related spending.

SB 5513 (2021), the budget bill for the Oregon Department of Education, includes $9 million General Fund for preschool program spending during the 2021 Summer months. This funding is part of the $250 million Summer Learning initiative passed in HB 5042 earlier in the 2021 legislative session. The budget report for HB 5042 included specific allocations of $6 million for the Preschool Promise, Oregon Prekindergarten, and Early Learning Equity Fund programs. Based on the applications for this funding, the Early Learning Division has determined that the allocations in the HB 5024 budget report will result in not all of the funding for the Oregon Prekindergarten and the Early Learning Equity Fund being spent and insufficient funding for the Preschool Promise program to meet the volume of applications. Given this situation, the Subcommittee instructed the Early Learning Division to adjust the allocations among the three programs to maximize the amount of funding awarded to providers.

Higher Education Coordinating Commission

After the passage of SB 5528 (2021), the budget bill for the Higher Education Coordinating Commission (HECC), it was discovered that the appropriations for Public University Statewide Programs and Statewide Public Services programs were mistakenly switched in the amendment. This measure includes a $103,420,570 General Fund decrease in the Public University Statewide Programs appropriation (section 1(8) of SB 5528) and a corresponding increase in the appropriation for the Statewide Public Services (section 1(9) of SB 5528) to correct the error.

Other Funds expenditure limitation of $5 million was approved for the Financial Management Information System, or FAMIS, project which is financed with the proceeds from the sale of Article XI-Q Bonds. The FAMIS project will replace out-of-date existing systems supporting the student financial aid programs of the Commission. Better student access to assistance, security issues, and the need for a more web-based system are just a few of the factors driving the need for this project. The project has approval for an early bond sale requiring debt service for 2021-23; the Subcommittee approved $867,805 General Fund to pay that expense.

An additional bond financed project received approval for an early bond sale requiring debt service for 2021-23. This is the Oregon Manufacturing Innovation Center's Research and Development Center for Additive Manufacturing Innovation Phase II project. This project requires $773,239 General Fund for debt service in 2021-23.

The Subcommittee approved Other Funds expenditure limitation of $7,003,106 for the cost of issuance for bonds authorized in SB 5505 (Article XI-G, XI-Q, XI-F bonds) and in SB 5534 (Lottery Bonds) for public universities, community colleges, and for HECC. Other Funds expenditure limitation of $530,575 was approved for debt service on general obligation bonds issued on behalf of community colleges. These Other Fund resources will offset General Fund in the same amount for payment of the debt service. Nonlimited Other Funds debt service is reduced by

$10.3 million for savings generated from the refunding of Article XI-F bonds issued for the benefit of public universities and the Oregon Health and Science University.

The Subcommittee approved $5 million General Fund for distribution to five programs or organizations that assist college-going individuals or those considering post-secondary education. Each of these programs will receive $1 million in one-time funding:

- ASPIRE, which is a mentoring based program, will use the funds to expand the number of ASPIRE sites across the state and increase the size of the participation grants to expand their college and career preparation resources, transition activities, career training resources, and staff/volunteer training.
- College Possible is a program designed to reduce barriers to students in accessing post-secondary education, especially students from underserved backgrounds. This $1 million grant will assist the organization to serve the 1,150 students currently in the program and will increase the number of students served by 25%. Several school districts have expressed interest in partnering with College Possible for programming and this will increase the ability to meet those requests.
- The Oregon TRIO Association (TRIO) promotes educational equity, access, and opportunity for underrepresented students. This funding will be used for three initiatives: (1) a study abroad/exchange scholarship program for low-income students; (2) a "Last Mile" scholarship fund targeted to post-secondary students who are at risk of having to drop out in their last year before graduation; and (3) to provide grant-writing training to organizations to increase the number of TRIO programs in targeted areas.
- Advancement via Individual Determination (AVID) is a program to prepare middle and high school students for success in four-year post-secondary institutions. Funding will be used for professional development for over 400 educators to assist their students, and to expand the AVID College Readiness System to an additional two to three rural school districts.
- Build EXITO, the National Institutes of Health's Building Infrastructure leading to Diversity (BUILD) initiative in Oregon, is an undergraduate research training program for students. This funding will increase the organization's recruitment efforts with partner community colleges in the metro area, provide sophomore research preparation for 400 students, and recruit professional research mentors at the Oregon Health & Science University and Portland State University.

SB 551 (2021) appropriated $12.9 million General Fund for the costs of providing health care insurance for part-time faculty at community colleges and public universities. The General Fund appropriation was for deposit in the Part-Time Faculty Insurance Fund created in the measure. After review of SB 551, it was determined that Other Funds expenditure limitation was required to actually spend money out of this new fund; the Subcommittee approved an Other Funds expenditure limitation increase of $12.9 million for HECC for this purpose.

SB 762 (2021) appropriated $10 million General Fund to provide resources for the Oregon Conservation Corps program. The program is established to reduce the risk of wildfires, assist in the creation of fire-adapted communities, and engage youth and young adults in workforce training. The General Fund appropriation was to the Oregon Conservation Corps Fund created in SB 762. After review of that bill, it was

determined that Other Funds expenditure limitation is required to spend money out of this new fund. The Subcommittee approved an Other Funds expenditure limitation increase of $10 million for the Higher Education Coordinating Commission for this purpose.

The Commission recently changed the Student Success and Completion funding model which is used to distribute the Public University Support Fund to the state's seven public universities. One outcome of that change was to remove two programs at Oregon State University (OSU) from the formula, the Veterinary Diagnostic Laboratory and the Facilities Maintenance resources for facilities at OSU that are used by the Experiment Station, the Extension Service, and the Forest Research Laboratory. When this action was taken, the amounts used in the 2021-23 budget were not adjusted for inflation. The Subcommittee recognized this need and increased the Public University Statewide Program budget by $162,753 General Fund for the Veterinary Diagnostic Laboratory and the appropriation for Statewide Public Services by $236,922 General Fund for the OSU facilities maintenance.

Two projects were approved for funding from the American Rescue Plan Act State Fiscal Recovery Funds. These funds will be transferred from the Department of Administrative Services to the agency to be spent as Other Funds and be distributed to the appropriate institution. The two projects are:

- A one-time grant of $3.5 million to Southern Oregon University (SOU) to demolish Cascades Hall, a former dormitory that is currently being used primarily for storage and flex space. The Cascades Hall building is estimated to have a deferred maintenance backlog totaling $12 million and demolition is more cost effective than renovation. SOU anticipates the removal of the facility will result in operations and maintenance savings due to the reduction in utility costs.
- A one-time grant of $636,812 for Umpqua Community College (UCC) for land movement reparation for a large and dangerous slide and sink hole. Since UCC's property insurance does not cover land movement, the reparation would have left a large deficit in the college's finances. UCC will start the project as soon as funds become available.

The Subcommittee approved a number of projects that are part of the Public University Statewide Programs budget unit. These projects are:

- A total of $5.5 million General Fund for a one-time distribution to Oregon Institute of Technology (OIT) for the Center of Excellence in Applied Computing and for expanding health-related clinical and laboratory facilities. OIT will use $3 million to establish the new Center of Excellence and support the hardware, software, and related resources for the Center. Students will be trained in the new Center through targeted certificate and degree programming. The remaining $2.5 million is for rural health initiatives starting in Southern Oregon. Programming will be in the areas of dental hygiene, applied behavior analysis, applied psychology, and the new doctoral program in physical therapy. Funds will be used for clinical and laboratory facilities.

- One-time funding of $1 million General Fund is approved for distribution to Portland State University (PSU) for the Center for Women's Leadership. This funding is to support the New Leadership Oregon Program and will be used for student scholarships and activities to formalize a sustainable and expanded long-term future for the Center.
- In the 2019-21 budget for Public University Statewide Programs, the funding for the Dispute Resolution program was reduced. A $349,000 General Fund increase will restore this reduction, bringing the total funding for the Dispute Resolution program to $2,921,696 General Fund.
- One-time funding of $427,083 General Fund was approved for distribution to Oregon State University (OSU) for a study to: (a) identify practical techniques for painting wind energy facilities that are scientifically shown to increase the visibility of the facilities to birds and prevent avian deaths; (b) evaluate the suitability of the techniques identified for use at wind energy facilities in the state; and (c) evaluate the feasibility of implementing the techniques in a manner that complies with any applicable requirements of the Federal Aviation Administration. OSU should consult with the Oregon Department of Energy in undertaking this study. The study must also discuss the potential effects that the practical techniques identified may have on wildlife in this state other than birds. OSU shall report the study's findings to the interim committees of the Legislative Assembly related to agriculture and natural resources.

The Subcommittee approved projects that are part of the Statewide Public Services budget unit. These projects are:

- A one-time grant of $150,000 General Fund for the Berry Research Initiative program located at the North Willamette Regional Extension Center. This program does research on cost-effective agricultural planting, growing, and harvesting. The funding will enable the program to assist strawberry growers with focus on invigorating the fresh-market industry for sustainability-minded growers. The funding will also enable four students to be mentored and contribute to research projects under the program.
- General Fund in the amount of $2,680,000 for a one-time distribution to Oregon State University Wine Research Institute to increase its capacity to test more wine grapes, fruits, and other agricultural products that have been subject to smoke from wildfires. This testing provides growers with information on how severely their grapes or fruits have been impacted by wildfire smoke and whether they should be harvested and processed into wine. A portion of these funds will be used to enable research on wildfire smoke damage on agricultural products, and a portion will be used to remodel space for an analytical smoke research laboratory and for testing equipment, laboratory technicians, and support staff.

HUMAN SERVICES

Oregon Health Authority

The Subcommittee approved a General Fund appropriation of $145,714 for the Oregon Health Authority (OHA) for one-time costs associated with pharmacist training and related activities by the Oregon State University College of Pharmacy. These costs result from the university's implementation of chapter 95, Oregon Laws 2019, which authorizes pharmacists to prescribe and dispense emergency "bridge" refills of insulin and related devices.

The budget includes $300,000 General Fund and one position (1.00 FTE) for OHA to study behavioral health services provided by other state agencies. The subcommittee approved the following instruction related to this investment.

> **BUDGET NOTE**
> The Oregon Health Authority (OHA) shall study the behavioral health structures for services provided through state agencies and whether the structure adequately meets the current needs of the state as identified by the Alcohol and Drug Policy Commission strategic plan and the State Health Improvement Plan. OHA shall analyze the cost required to meet projected unmet needs, current revenue sources, and additional revenue options, including, but not limited to, taxes related to alcohol, income, and telecommunications. OHA shall report its findings to an interim committee of the Legislative Assembly related to behavioral health no later than February 1, 2022.

The budget includes $958,626 General Fund and $117,250 Other Funds expenditure limitation for debt service and cost of issuance of general obligation bonds for capital projects approved for the Oregon State Hospital (OSH). The approved projects include a new well water treatment facility and replacement of automated dispensing cabinets for prescription drugs. For cash-funded capital projects at OSH, the budget includes $2.3 million, which is available from the federal American Rescue Plan Act, for deferred maintenance in Salem and Pendleton and equipment replacement in Salem and Junction City.

The budget includes the following adjustments to support OHA's cost of implementing policy bills passed late in the legislative session:

- $14.9 million Other Funds expenditure limitation and 18 positions (18.00 FTE) for the transfer of the Health Insurance Marketplace from the Department of Consumer and Business Services to OHA (SB 65);
- $5 million General Fund for developing behavioral health quality incentive metrics and other behavioral health system improvements (HB 2086);
- $20.3 million Other Funds expenditure limitation for the Behavioral Health Housing Incentive Fund (HB 2316); and

- $780,457 General Fund and four positions (2.84 FTE) for the review of health care mergers, acquisitions, and affiliation transactions (HB 2362).

The Subcommittee approved a budget-neutral reduction of $300 million General fund and an increase in Other Funds expenditure limitation in the same amount in order to use federal American Rescue Plan Act State Fiscal Recovery Funds received by the Department of Administrative Services and transferred to the Oregon Health Authority for maintaining health-related services at the Oregon State Hospital.

Department of Human Services

The Subcommittee approved an increase in Federal Funds expenditure limitation of $1.8 million for the Department of Human Services (DHS) and authorized four positions (4.00 FTE) to administer the Senior Health insurance Benefits Assistance Program (SHIBA), which is being transferred to DHS from the Department of Consumer and Business Services.

For administering shelter and feeding services for wildfire survivors, the Subcommittee approved $76,488,018 General Fund on a one-time basis and authorized nine limited-duration positions (7.50 FTE). Of this amount, $75 million is for programmatic expenditures and $1,488,018 supports the limited-duration positions.

The Subcommittee approved a total of $5.8 million General Fund for nutrition and anti-hunger programs, including $4 million for Double-up Food Bucks, $150,000 for the Oregon Hunger Task Force, and $1.7 million for the Oregon Hunger Response Fund. Additionally, $14 million Other Funds expenditure limitation was approved to allow the agency to use one-time federal American Rescue Plan Act State Fiscal Recovery funds received by the Department of Administrative Services and transferred to DHS for emergency food supply stabilization.

This measure includes an increase of $99,503 Other Funds expenditure limitation for the DHS Aging and People with Disabilities program to allow the Department to hire one new permanent, full-time Administrative Specialist 3 position (0.50 FTE) to assist with the Senior Emergency Medical Services Innovation Program established by HB 2397 (2021). Position costs are funded through the DHS Quality Care Fund.

SB 5529, the primary 2021-23 budget bill for the Department of Human Services, includes a total of $131 million total funds ($44.3 million General Fund) for implementation of new rate models for Intellectual and Developmental Disabilities services. Effective July 1, 2021, a portion of the funds will be used to provide an across-the-board 3.2% rate increase. Effective July 1, 2022, the balance of the funds will be used to implement the new rate models at 80% of cost. The intent of the following budget note is to direct DHS to fully fund the new rate models at 100% of cost, which has an estimated additional 2021-23 cost of $55.3 million total funds ($28.5 million General Fund).

BUDGET NOTE

The Department of Human Services' Office of Developmental Disabilities Services (ODDS) is directed to fully fund the new rate models that go into effect on July 1, 2022. As this action is intended to strengthen and enhance Home and Community Based Services, the ODDS shall use funds made available through the temporary 10% FMAP increase to cover the 2021-23 costs required for implementation, unless the U.S. Centers for Medicare and Medicaid Services determines this to be an ineligible use of those funds, in which case the Department is directed to submit a request to the Emergency Board for the required funding. It is the Legislature's intent to fully fund provider rates for adult and children's group home services, day support services, employment services, attendant care, supported living, and non-medical transportation.

SB 749 (2021) appropriated $467,993 General Fund, along with $253,709 Federal Funds expenditure limitation and $10,660 Other Funds expenditure limitation, to the DHS for the implementation of a new program to register providers of residential care referrals (referral agents). Because of how the agency accounts for shared services, funding authorization should also include a corresponding Other Funds expenditure limitation in DHS Shared Services. After review of SB 749, it was determined that this Other Funds expenditure limitation was inadvertently omitted from SB 749. The Subcommittee approved an Other Funds expenditure limitation increase of $628,913 for DHS to correct this omission.

Other Funds expenditure limitation of $95 million was approved for Employment-Related Day Care (ERDC) costs, including a new co-pay policy. The source of Other Funds for the ERDC program is funding transferred from the Department of Education's Early Learning Division and includes American Rescue Plan Act funds specifically for early learning and child care related spending.

JUDICIAL BRANCH

Oregon Judicial Department

The Subcommittee approved $721,500 General Fund for two new statutory circuit court judgeships (1.50 FTE) in the eleventh Judicial District and Deschutes County, for a total of nine circuit court judges for the district. The judgeships are statutorily-established in HB 3011 (2021). The judgeships would begin on January 1, 2022. County government will assume facility (courtroom and office space) and associated costs for the judgeships and staff. Additionally, the Subcommittee approved $867,280 General Fund for six permanent full-time positions, including one Judicial Assistant, one Courtroom Clerk, and one back-office Clerk for each newly established judgeship (5.00 FTE). Judicial staff would begin on November 1, 2021.

The Subcommittee approved $1.2 million General Fund on a one-time basis and authorized eight limited duration positions (6.58 FTE) for the expungement of criminal records for marijuana infractions.

For the non-bondable costs of capital construction projects, the Subcommittee approved, on a one-time basis:

- $5 million Other Funds expenditure limitation for the Supreme Court Building. The revenue source is the American Rescue Plan Act State Fiscal Recovery Funds received by the Department of Administrative Services and transferred to the Judicial Department.
- $250,000 of Other Funds expenditure limitation for the cost of issuing general obligation bonds for the Supreme Court Building Renovation. The revenue source is from the bond proceeds.
- $3.5 million Other Funds expenditure limitation for planning and costs associated with replacement of the Curry County Courthouse. The revenue source is the American Rescue Plan Act State Fiscal Recovery Funds received by the Department of Administrative Services and transferred to the Judicial Department.
- $169,827 Other Funds expenditure limitation for planning and costs associated with replacement of the Crook County Courthouse. The revenue source is the American Rescue Plan Act State Fiscal Recovery Funds received by the Department of Administrative Services and transferred to the Judicial Department.

The Subcommittee approved the following Other Funds expenditure limitations for the Oregon Courthouse Capital Construction and Improvement Fund and both state and local matching funds, with the difference between the state and local match related to the cost of bond issuance that is paid as part of the state match:

Courthouse Project	State Match	Local Match	Total
Benton County	$20,730,000	$20,383,129	$41,113,129
Linn County	$16,110,000	$15,900,000	$32,010,000
Crook County	$11,885,000	$11,700,000	$23,585,000
Clackamas	$1	$1	$2

The revenue to support state matching funds is General Obligation bonds (Article XI-G) authorized in SB 5505 (2021). The timing of the issuance of the bonds will occur late in the 2021-23 biennium and, therefore, there is no associated General Fund debt service related to the issuance for the 2021-23 biennium.

The Subcommittee provided the following instruction to the Judicial Department about the Clackamas County Courthouse project.

BUDGET NOTE

The Oregon Judicial Department (OJD), in coordination with Clackamas County, is requested to submit a report to the Joint Committee on Ways and Means, prior to the legislative session in 2022, on the design, build, finance, operation, and maintenance public-private partnership (P3) agreement(s) for the Clackamas County Courthouse, as well as the funding agreement between OJD and Clackamas County, related to constitutional and statutory requirements for state support and local matching funds for the Oregon Courthouse Capital Construction and Improvement Fund (OCCCIF). The report is to include, but not be limited to:

- the legal sufficiency of the Clackamas County public-private partnership agreement(s), from the state's perspective, pertaining to funding agreement requirements;
- estimated total cost of ownership to construct, occupy, and maintain the Clackamas County Courthouse;
- affirmation of county ownership of the Clackamas County Courthouse building and property;
- a final master funding agreement; and
- a long-term flow-of-funds for state and local matching deposits into, and withdrawals from, the OCCCIF.

The report may also include recommendations for statutory changes related to public-private partnership agreement(s) and the OCCCIF. The submission of this report is a prerequisite for the consideration of supplemental Other Funds expenditure limitation for the Clackamas County Courthouse project.

LEGISLATIVE BRANCH

Legislative Administration Committee

Funding is provided to the Legislative Administration Committee (LAC) for the Document Publishing and Management System (DPMS) project, including Other Funds expenditure limitation in the amount of $4,310,000 for the cost of issuing general obligation bonds and for project costs. In addition, $663,587 General Fund is provided to LAC for debt service on bonds issued during the 2021-23 biennium for the DPMS project.

NATURAL RESOURCES

Department of Agriculture

The Subcommittee approved several General Fund increases for the Department of Agriculture (ODA), totaling $2,501,685. First, $200,000 General Fund was added for the predator control program, which provides pass-through money to the U.S. Department of Agriculture Wildlife Services for predator control services in partnership with the Department of Fish and Wildlife and Oregon counties. This funding is provided on a one-time basis. Next, $450,000 of one-time General Fund was provided for additional funding for the Department's Noxious Weed Control Program. Additionally, $468,311 General Fund and the establishment of two permanent full-time positions (2.00 FTE) was approved for the Native Plant Conservation Program. The two Natural Resources Specialist positions will function as a Lead Botanist and a Conservation Biologist for the program and will allow for more focus on the administrative needs of the program and the development of State projects.

Finally, the Subcommittee approved two General Fund increases as part of a statewide investment in water-related priorities. First, $883,374 General Fund and a permanent full-time Natural Resource Specialist 3 (0.92 FTE) was added to support water quality work in small watersheds. Part of this work includes land condition assessments for compliance with agricultural water quality rules. Of the amount provided, $650,000

will be used to contract with local partners, like Soil and Water Conservation Districts or watershed councils, to provide technical support to local landowners. Secondly, $500,000 of one-time General Fund was approved to continue work related to the State's groundwater management areas (GWMA). The Department will use $250,000 of this amount to contract with a facilitator to coordinate a task force around the Lower Umatilla Basin GWMA with state agencies and local partners. The other $250,000 of one-time funds will be used to complement existing research the Department is doing related to fertilizers and nitrate levels that are impacting groundwater.

Department of Energy

The Subcommittee approved funding for two new grant programs to be operated by the Department of Energy in 2021-23. First, a one-time General Fund appropriation of $10 million was provided for the solar rebate program established in HB 2618 (2019). The $10 million will be deposited into the Rooftop Solar Incentive Fund for the issuance of rebates and to pay for implementation and administration of the solar rebate program. Of the $10 million, almost $9.2 million is available for rebates through Special Payments with $803,822 estimated for administration. The Department will hire three limited duration positions, a half-time Program Manager 3 and two Office Specialist 2 positions (2.50 FTE). Personal Services costs are anticipated to be $364,182, with $439,640 for services and supplies that include IT upgrade and indirect costs. This program was previously provided $2 million of one-time General Fund in 2019-21.

Second, the Subcommittee approved $10,831,296 General Fund for the Department to establish a new grant program designed to incentivize residential and commercial energy efficiency for 2020 wildfire survivors who are rebuilding and repairing dwellings and other structures that were destroyed or damaged in the 2020 wildfires. Of the total, $10 million is provided for grants and $831,296 General Fund is for administration of the program. The Department will hire three full-time limited duration positions, an Accounting Tech 3 and two Program Analysts, along with utilizing existing personnel to assist with program establishment, implementation and oversight.

The Subcommittee approved $247,974 Other Funds expenditure limitation for the Department to conduct the study on small scale renewable energy projects that is outlined in HB 2021 (2021). The position authority for this study, an Economist 4, was provided in the budget report for HB 2021, however the Other Funds limitation provided in that measure is solely related to the Community Renewable Energy Project grant program established in the bill. The Economist position tasked with doing this study should not be paid from administrative grant funds but with Other Funds from the Department's Energy Supplier Assessment revenue.

The Subcommittee approved $3.5 million for General Fund debt service to cover bond payments due in April 2022 and 2023 for the Small-Scale Energy Loan Program (SELP) Fund. This debt service is due to losses sustained from loans dating back to 2007. The total projected overall cash flow shortfall in the SELP Fund is currently around $5 million but is dynamic and may be reduced further based on revenue received.

Department of Environmental Quality

The Subcommittee approved several General Fund appropriations totaling $4,339,481 to the Department of Environmental Quality (DEQ). First, as part of an overall statewide investment in water-related priorities, $350,000 General Fund was provided to begin initial scoping and design of a database framework of water and infrastructure data. While this is provided as a one-time appropriation, this is likely to become a significant information technology project, which will need to be reviewed by the Legislative Fiscal Office and the State Chief Information Office as part of the Stage Gate process. DEQ will need to develop a funding request for further development of this database framework.

Also included is $420,099 General Fund to backfill the costs of positions within DEQ's Section 401 Hydropower Program. This program, named after Section 401 of the federal Clean Water Act, issues certifications for hydroelectric projects as part of a licensing process in conjunction with the Water Resources Department for hydroelectric water rights. Fee revenue for this program was insufficient to maintain operations, so a fee increase had been proposed in HB 2143 (2021). However, the increase to the annual fees in that measure were amended to not take effect until the 2023-25 biennium, resulting in a revenue shortfall for DEQ. This one-time General Fund has been provided in order to maintain operations through the 2021-23 biennium until the fee increase becomes effective.

Additionally, $569,382 General Fund was approved on a one-time basis to cover the administrative costs of a new financial assistance program that will provide funding to public agencies or qualified institutions for the repair, replacement, upgrade, or evaluation of residential or other on-site septic systems. The Department will hire two full-time limited duration positions, a Program Analyst 2 (1.00 FTE) and a Natural Resource Specialist 4 (1.00 FTE), to provide funding coordination, oversight, outreach, and assistance to local entities. DEQ will need to determine the most efficient and effective method of distribution for this financial assistance program, intended to assist wildfire impacted communities, including the possibility of providing low-interest loans, forgivable loans, or, potentially, grants. The funding for this financial assistance program will come from the Department of Administrative Services through a revenue transfer of federal American Rescue Plan Act State Fiscal Recovery Fund monies. The Subcommittee approved $15 million of Other Funds expenditure limitation for this program. Because federal ARPA funding can be spent through 2026, it is anticipated that DEQ will need to request General Fund and position authority to continue administering the program for the 2023-25 biennium and beyond if necessary.

Finally, $3 million of one-time General Fund was provided for DEQ's cost share with the Federal Emergency Management Agency for the hazardous waste and structural debris clean up related to the 2020 wildfires.

The Subcommittee approved $4.3 million Other Funds expenditure limitation to expend a portion of the proceeds from $10 million in Article XI-H general obligation bonds requested in SB 5505 (2021). The bond proceeds will replenish the Orphan Site Account which is used to fund investigations and cleanup at sites where parties who are responsible for the pollution are unknown, unable or unwilling to perform cleanup-related work. The Orphan Site Account is also used to meet Oregon's obligations at federally funded Superfund sites. Oregon must contribute 10% of the Environmental Protection Agency's cleanup costs and pay 100% of long-term maintenance costs at federally funded Superfund sites. DEQ typically spends the proceeds over two consecutive biennia before making another request for additional Orphan Site bonds. Of the

limitation provided, $300,000 is for costs of issuing the bonds. Also approved is $395,030 General Fund for the debt service associated with the bonds, which are scheduled to be sold in May 2022 and March 2023.

Finally, the Subcommittee approved the reduction of $300,000 Other Funds intended for the cost of bond issuance that was mistakenly included in SB 5516 (2021), the Department's budget bill, under the Debt Service section. The limitation for the cost of issuance is appropriately included above, along with the $4 million in bond proceeds, within the Land Quality program where it will be expended.

Department of Fish and Wildlife

The Subcommittee approved several General Fund appropriations for the Department of Fish and Wildlife totaling $1,776,635. First, one-time General Fund of $545,000 was provided for deposit into the Conservation and Recreation Fund established by HB 2829 (2019) in order to match expected donations, from sources other than a government entity that are received into the fund in the 2019-21 biennium. This estimate is based on anticipated donations expected to be received by June 30, 2021. If the amount of donations falls short of this appropriation, the difference can be applied to the General Fund that is being set aside by the Emergency Board through HB 2171 (2021) to match, up to $1 million, donations received in 2021-23. A corresponding increase in Other Funds expenditure limitation of $1,090,000 was also approved to allow the Department to spend the monies that have been deposited into the fund. Next, $200,000 General Fund was approved for the predator control program, which provides pass-through money to the U.S. Department of Agriculture Wildlife Services for predator control services in partnership with the Department of Agriculture and Oregon counties. This appropriation is considered one-time only, with a similar one-time appropriation provided to the Department of Agriculture.

Additionally, the Subcommittee approved $585,056 General Fund and position authority for three permanent full-time Natural Resource Specialist 2 positions (3.00 FTE) for the Western Oregon Streams Restoration program. The positions and funding will restore the program's capacity to provide technical support for the implementation of habitat restoration projects in western Oregon. The program was reduced in 2017 due to General Fund shortfalls. Included in the total is $80,970 in services and supplies. Finally, $446,579 General Fund was added on a one-time basis for the payment of debt service associated with Article XI-Q General Obligation bonds to finance $5 million of capital improvement projects on non-hatchery related facilities. The Subcommittee also approved $105,000 Other Funds expenditure limitation for the cost of issuance related to the bonds. The $5 million Other Funds expenditure limitation is provided in the Capital Construction bill (SB 5506). Finally, the Subcommittee approved $5 million of Other Funds expenditure limitation in order to expend federal American Rescue Plan Act Coronavirus State Fiscal Recovery Fund monies, that will be received by the Department of Administrative Services and transferred to the Department for funding of fish screens and fish passage projects.

Oregon Department of Forestry

General Obligation bonds that are authorized to be issued in the 2021-23 biennium are anticipated to produce $4,820,722 in net proceeds to address maintenance needs of facilities owned by the Department of Forestry. This amount represents 2% of the replacement value of these facilities. The Subcommittee approved an increase of $4,820,722 Other Funds Capital Improvement expenditure limitation for the Capital Improvement program for the expenditure of the bond proceeds. An increase in the Other Funds expenditure limitation for the Agency Administration program of $64,229 was approved for the cost of bond issuance. For the Debt Service program, the General Fund appropriation is increased by $260,395 and Other Funds expenditure limitation is increased by $255,807 for the payment of debt service related to the bonds.

The Subcommittee approved the establishment of a $5 million General Fund appropriation to the Department's Private Forests Division to provide grants to plant nurseries to develop tree seedling capacity in order to increase the supply of tree seedlings for replanting needs due to the 2020 wildfire season.

Also approved was an increase of $49,196 Other Funds expenditure limitation for the Department's Agency Administration Division, to pay issuance costs for bonds that will be issued to replace the agency's facility in Toledo, Oregon. General Fund for the Debt Service program was increased by $105,260 and Other Funds expenditure limitation is increased by $146,257 for debt service.

To support rangeland protection associations, the Subcommittee approved $666,937 General Fund in the Fire Protection Division and authorized the establishment of three positions (2.25 FTE). Senate Bill 590 (2021) expands the definition of rangelands to include those lands that are used primarily for cultivating crops. Including these lands will allow for additional associations to be formed, providing access to assistance programs from the State Forester with organizing, training, acquisition of equipment, and insurance obligations.

The Subcommittee approved increases of $686,300 General Fund and $457,530 Other Funds expenditure limitation, and authorized establishment of three permanent full-time positions (3.00 FTE) for the Department's Private Forests Division. The three positions, a riparian and aquatic monitoring specialist, a forest roads specialist, and a geotechnical specialist, will support the administration of the Forest Practices Act and provide technical assistance to forest landowners to ensure sound forest management and ecological protection.

Department of Geology and Mineral Industries

The Subcommittee approved $328,710 General Fund for the Department of Geology and Mineral Industries to align the budget and actual expenditures with the appropriate source of funding for payment of State Government Service Charges. The Department's budget had assumed that these charges would be paid with a mix of General Fund, Other Funds, and Federal Funds. However, the Other Funds and Federal Funds that the Department receives are related to specific projects or grants and, therefore, are not eligible to be used for payment of these central-service charges. With the additional General Fund, there is a corresponding reduction to Other Funds expenditure limitation of $173,464 and to Federal Funds expenditure limitation of $155,246.

Department of Land Conservation and Development

The Subcommittee approved $2,205,418 General Fund on a one-time basis and authorized one permanent position (1.00 FTE) for the Department of Land Conservation and Development (DLCD) to provide assistance and grants to local governments for planning and capacity-building related to the assessment of housing need, increasing housing supply and choice (particularly middle housing), including studies of infrastructure constraints, and support of local housing coordinators.

Additionally, the Subcommittee approved $1,306,912 General Fund on a one-time basis for DLCD to study and make legislative recommendations, in consultation with the Housing and Community Services Department, on the incorporation of a Regional Housing Needs Analysis (RHNA) into state and local planning programs. The Subcommittee authorized one limited duration position to support this work. The approved funding includes $1,146,100 for studies and stakeholder outreach to examine the following areas: (1) data needed, including but not limited to race/ethnicity, to improve estimations of housing need; (2) definition of "regions" in the state; (3) how a RHNA can be used to address equity, discrimination, and segregation in housing supply; (4) incorporation of a RHNA into the projection of local housing need as well as those actions and policies adopted to address housing shortages; and (5) any other issues appropriate to the implementation of the RHNA.

BUDGET NOTE

The Department of Land Conservation and Development, in consultation with Oregon Housing and Community Services, shall provide an initial legislative report no later than February 1, 2022 and a final legislative report no later than December 31, 2022 on efforts to develop a legislative proposal for incorporation of a regional housing needs analysis into future state and local planning processes.

Land Use Board of Appeals

The Subcommittee approved a one-time General Fund appropriation of $50,000 for the Agency to begin the business systems analysis, requirements gathering, and business case development work needed to develop and implement an electronic filing and case management system.

Oregon Parks and Recreation Department

For the Oregon Main Street Program, the Subcommittee approved $10,214,553 Other Funds expenditure limitation in the Department's Community Support and Grants program. The Division will spend $10 million in net proceeds from Lottery bonds on the program and $214,553 on cost of bond issuance. Lottery Funds expenditure limitation is increased by $414,812 for the payment of debt service.

The Subcommittee approved an increase of $750,000 Other Funds expenditure limitation in the Department's Central Services Division, for the cost of bond issuance of General Obligation bonds for State Parks capital improvement and renewal projects. The bonds will be used to finance improvements to facilities in multiple Oregon state parks. The projects include improvements or replacements to facilities and related infrastructure such as buildings, water systems, septic and sewer systems, electrical systems, restroom and shower facilities, as well as modernizing and expanding campgrounds. The Subcommittee also established a $2,232,560 General Fund appropriation for payment of debt service associated with the bonds.

General Fund of $316,480 and the authorization of one limited-duration Operations and Policy Analyst position (0.88 FTE) for the Department's Director's Office was approved by the Subcommittee. The funding supports the position and provides for contracted consulting services to enable the agency to establish statewide standards for the design of recreation projects as directed by House Bill 2171 (2021). A portion of the funding supports travel and other expenses of the Outdoor Recreation Advisory Committee.

Department of State Lands

The Subcommittee approved $1.1 million Other Funds expenditure limitation for the Department of State Lands to make grants from the Oregon Ocean Science Trust Fund established by ORS 196.567. This grant program provides competitive grants in consultation with the Oregon Coordinating Council on Ocean Acidification and Hypoxia as described in House Bill 3114 (2021).

Oregon Watershed Enhancement Board

The Subcommittee approved a total of $19,750,000 General Fund for three grant categories to address wildfire recovery and restoration activities in affected areas of the state on a one-time basis. An additional $670,000 General Fund and three limited duration positions (3.00 FTE) was provided to the agency to pay the operational and administrative costs of overseeing the grants. The three positions are an Operations and Policy Analyst 4, Natural Resource Specialist 4, and an Accountant 1. The three grant categories are detailed below.

- $10 million General Fund was approved for OWEB to make grants for riparian and upland restoration, protection of water quality. Grants in this category will focus on restoring riparian and upland areas via broadly applied restoration approaches such as replanting. OWEB will leverage its granting infrastructure to develop a focused restoration grant offering, with an emphasis on upland and riparian plantings and associated treatments, during the 2021-23 biennium for areas impacted by the 2020 wildfires. These grants will support work by eligible local partners to restore riparian and upland areas in locations that will pose substantial threats to water quality due to post-fire erosion if not restored. The grant-making process will prioritize areas where water quality impacts could negatively affect drinking water supplies and/or important aquatic habitat. Process steps will include project solicitation using a tailored grant application, evaluation by an interagency team of experts,

grant award, project implementation, and post-project reporting about outputs and outcomes related to the project's success at addressing post-fire natural resources concerns and community benefits associated with the project.

- $5 million General Fund was authorized for OWEB to make grants for floodplain restoration and reconnection. Grants in this category will focus on more complex projects that restore and reconnect rivers to floodplain areas, re-establishing hydrologic and ecological functions in ways that help reduce post-fire impacts. OWEB would leverage its granting infrastructure to develop a focused restoration grant offering, with a focus on restoring and reconnecting floodplain areas, during the 2021-23 biennium for areas impacted by the 2020 wildfires.
- $4 million General Fund was approved for OWEB to pass-through to the Eugene Water and Electric Board (EWEB) for restoration and targeted acquisition of high-priority McKenzie riparian/floodplain properties. This funding will support work by EWEB, in coordination with its local partners, to restore and/or acquire riparian and floodplain areas to reduce risks from post-fire impacts.

Water Resources Department

The subcommittee approved a $250,000 General Fund appropriation to the Water Resources Department (WRD) for distribution as a grant to the Nesika Beach Ophir Water District. The District currently serves approximately 560 connections which includes mostly residential homes and some businesses. The funds will be used to extend a water pipeline to a new firehouse near Ophir.

The Subcommittee approved an increase of $40,598,860 in Other Funds expenditure limitation established in the Department's Technical Services Division to make grants and loans and to pay the cost of bond issuance of Lottery Bonds. Bond proceeds will be deposited into the Water Supply Development Fund established under section 3, chapter 784, Oregon Laws 2013. Of the total, $30 million Other Funds expenditure limitation is for Water Supply Development grants and loans to evaluate, plan, and develop in-stream and out-of-stream water development projects that repair or replace infrastructure to increase the efficiency of water use; provide new or expanded water storage; improve or alter operations of existing water storage facilities in connection with newly developed water; create new, expanded, improved, or altered water distribution, conveyance, or delivery systems in connection with newly developed water; allocate federally stored water; promote water reuse or conservation; provide streamflow protection or restoration; provide for water management or measurement in connection with newly developed water; and, determine seasonally varying flows in connection with newly developed water. Other Funds expenditure limitation in the amount of $10 million is for bond proceeds allocated to the fund for the Deschutes Basin Board of Control Piping Project. The funding will be combined with additional state, local, and federal funds to allow the Board of Control to pipe currently open canals. The remaining $521,689 is for the payment of bond issuance costs.

Additionally, an increase of $28,443,481 Other Funds expenditure limitation was established for the Department's Technical Services Division to make grants and loans and to pay the cost of bond issuance of Lottery Bonds. Bond proceeds will be deposited into the Water Supply Fund established by section 10, chapter 906, Oregon Laws 2009. Of the total increase, $443,481 is for the cost of bond issuance and $14 million is for a grant to the Wallowa Lake Irrigation District for the rehabilitation of the Wallowa Lake Dam. The remaining $14 million is for a grant to the City of Newport for remediation of the Big Creek Dams, including design, environmental permitting, and construction of a seismically sound replacement dam.

The Subcommittee approved an increase of $3,514,230 Lottery Funds expenditure limitation for the Department to pay debt service on Lottery bonds anticipated to be issued during the 2021-23 biennium.

The Subcommittee approved $500,000 General Fund on a one-time basis for the Department's Technical Services Division to make grants for the qualifying costs of planning studies performed to evaluate the feasibility of developing water conservation, reuse, or storage projects as described in chapter 13, Oregon Laws 2008.

The Subcommittee approved $500,000 General Fund on a one-time basis for distribution as a grant to Umatilla County for the purpose of implementing agreements of the Columbia River - Umatilla Solutions Task Force. The Task Force objectives include the identification of options to increase the utilization of Columbia River water for in-stream and out-of-stream uses in the Umatilla Basin without negatively impacting instream flow need for fish species, that are technically, economically, legally, and politically feasible and that provide both economic and environmental benefits that support other water-related planning efforts.

The Subcommittee approved $500,000 General Fund on a one-time basis to engage Oregon Consensus to convene a process to develop a framework and path for state-supported water planning and management at the water region/basin level. Funds will provide facilitation support and may include funding for regional convenings and for other entities and organizations to participate in the process as appropriate.

BUDGET NOTE

Oregon Water Resources Department is directed to use provided funding to contract with Oregon Consensus to convene a workgroup comprised of a balanced membership including, but not limited to, conservation groups, agricultural water users, municipal water users, environmental justice organizations, tribal interests, and state agencies including Water Resources Department and the Oregon Department of Fish and Wildlife to consider regional water management opportunities that build on the 100 Year Water Vision and further the goals of the Integrated Water Resources Strategy.

The General Fund appropriation made to the Director's Office is increased on a one-time basis by $200,000 to support the establishment of a limited-duration position (1.00 FTE) and associated costs for the coordination and administration of Oregon Consensus work with regional water planning and associated convenings. An additional $450,000 General Fund was approved on a one-time basis and one limited-duration position

(1.00 FTE) was authorized to provide facilitation, document development, and staff support for the 2022 update of the Integrated Water Resource Strategy. Finally, $350,000 General Fund was approved on a one-time basis to allow the agency to contract with a third party for a business case assessment that examines the economic value that the use of water provides in Oregon, the impacts of not investing in Oregon's natural and built water infrastructure, and the associated need for continued infrastructure investments. The intended audience for the report would include elected officials, local and state government, and the general public. The report should show the impact of investment, or underinvestment, in water and its impact on economies.

The Subcommittee approved $200,000 General Fund to support current participating entities in the Place-Based Planning program. These include the Harney County Watershed Council in the Malheur Lake Basin, Union County in the Upper Grande Ronde Sub-Basin, Gilliam Soil and Water Conservation District in the Lower John Day Sub-Basin, and the Seal Rock Water District in the Mid-Coast Basin. Place-based planning is voluntary, locally led, and tailored to specific water resource needs and challenges of the location in which planning efforts take place. Participating communities are required to build a collaborative and inclusive process; gather information to understand water resources and identify knowledge gaps; examine current and future water needs for people, place, and nature; identify and prioritize strategic, integrated solutions to address water needs; and develop a place-based integrated water resources plan. Funding is provided for the 2021-2023 biennium only.

Other Funds expenditure limitation is increased by $500,000 to allow the Department to make expenditures from the Domestic Well Remediation Fund established by HB 3092 (2021). The funding will be used to enter into contracts, intergovernmental agreements, or other arrangements with public or private entities to collaboratively award grants for costs or services related to replacing, repairing, or deepening domestic personal use wells affected by declining ground water levels resulting from overallocation of ground water within the Greater Harney Valley Groundwater Area of Concern.

The Water Resources Department currently has a significant backlog in the processing of contested cases related to water rights decisions. To address this issue, the Subcommittee approved a one-time increase of $2.2 million General Fund and authorized one limited-duration position (1.00 FTE) to facilitate the referral and completion of administrative hearings or other procedures to alleviate the backlog.

Several activities were approved for funding from American Rescue Plan Act State Fiscal Recovery Fund funds received by the Department of Administrative Services and transferred to WRD. Other Funds expenditure limitation for the department is established or increased for the expenditure of these funds as follows:

- $6 million for a grant to Umatilla County for the Ordnance Project. The Ordnance Project is the third and final regional Columbia River Project of those initially proposed in 2015. This project provides water supplies to industrial, domestic, and food production uses in the central project region. The other 2 projects (East Project and West Project) were completed in 2020. The Ordnance project includes

enough water to restore 20,000 acres of farmland and stabilize and restore the Ordnance Alluvial and Ordnance Basalt Critical Groundwater Area aquifers to ensure drought and climate change resiliency in the mid-Columbia region of Oregon.

- $1 million to expand support and development of place-based planning efforts of communities for specific water resource needs and challenges of the location in which planning efforts take place to build a collaborative and inclusive process; gather information to understand water resources and identify knowledge gaps; examine current and future water needs for people, place, and nature; identify and prioritize strategic, integrated solutions to address water needs; and develop a place-based integrated water resources plan.
- $2 million for deposit into the newly created Water Well Abandonment, Repair and Replacement Fund established by House Bill 2145 (2021). The fund is used to support a program at the Department to provide financial assistance to permanently abandon, repair, and replace water wells used for household purposes when deficiencies in well construction might result in water waste, cause contamination, or provide a detriment to public health or safety. In conjunction with this, an Other Funds limitation of $2.1 million is provided to the agency for the expenditure of monies deposited in the fund from the American Rescue Plan Act and other sources.
- $500,000 to create a program to work with local governments to find and assist with funding to meet fish passage requirements for dam upgrade projects.
- $3 million for the Department to support fee-based programs during the 2021-23 biennium and to provide facilitation for stakeholder engagement as the Department works with stakeholders to develop more sustainable, long-term funding mechanisms to support these programs.
- $4 million for the Department to contract for professional engineering services to perform flood methodology and inundation assessments for dams and engineering analyses on dams.
- $3 million for the Department to support surface water and ground water data collection field equipment utilized to inform water management and planning that includes, but is not limited to, upgrades to gaging stations, adding observation wells in priority basins and updating aging hydrographic equipment.

To make expenditures from the Domestic Well Remediation Fund established by HB 3092 (2021), $500,000 Other Funds expenditure limitation was approved. This fund is used to reimburse owners of domestic water wells in the Greater Harney Valley Groundwater Area of Concern for certain costs of replacing, repairing, or deepening domestic water wells affected by declining ground water levels.

PUBLIC SAFETY

Department of Corrections

The Subcommittee approved an increase in Other Funds expenditure limitation of $1,034,567 for the cost of issuance of $88,205,000 in Article XI-Q bonds for the Department of Corrections' deferred maintenance program, for the electronic health records system, and for off-net telephone infrastructure. Bonds will be issued in October 2021 and in May 2022. New debt service totaling $10,386,522 General Fund and $700,870 Other Funds expenditure limitation was approved for the Department's planned 2021-23 bond issues.

The Subcommittee approved two-year Other Funds expenditure limitation for $13,400,000 of Article XI-Q bond proceeds to implement an electronic health records system for the Department of Corrections. To support the implementation of a voice over internet protocol (VoIP) telephone system in ten of the agency's prisons, the Subcommittee approved $262,227 Other Funds expenditure limitation and one position (1.00 FTE). The Other Funds revenue for this expenditure is from the proceeds of Article XI-Q bonds issued for the project.

The Subcommittee approved the expenditure of $8,658,704 Other Funds from the American Rescue Plan Act (ARPA) State Fiscal Recovery Funds to implement or complete the following projects in the 2021-23 biennium:

- Modernize and expand the adult in custody (AIC) computing platform, $1,262,204
- Purchase new vehicles and equipment in Distribution Services, $1,325,000
- Purchase body scanners for opioid detection, $1,071,500
- For the non-bondable costs of the electronic health records project, $5,000,000

A technical adjustment was approved in the Department's Operations and Health Services programs to increase Other Funds expenditure limitation by $49,173,337 and reduce General Fund in the same amount. This adjustment allows the Department of Corrections to offset COVID-19 pandemic-related expenses incurred during the first six months of the 2021-23 biennium using federal Coronavirus Aid, Relief, and Economic Security (CARES) Act funding received by the Department of Administrative Services and transferred to the Department of Corrections. Quarterly allotment plans may need adjustment during the 2021-23 biennium depending on receipt of federal reimbursement from FEMA. Additionally, a net-zero technical adjustment was approved to correct a reference to ARPA in sections 216-217 of the bill.

The Subcommittee approved a budget-neutral reduction of $800,000,000 General Fund and an increase in Other Funds expenditure limitation in the same amount in order to use American Rescue Plan Act State Fiscal Recovery Funds received by the Department of Administrative Services and passed through to the Department of Corrections for maintaining public safety services.

To provide funding to county-operated parole and probation programs that will lose fee revenues upon passage of SB 620 (2021), the Subcommittee approved the appropriation of $10 million General Fund to the Department's Community Corrections program for distribution to counties. This funding will be allocated to counties based on the grant-in-aid formula currently in place for the 2021-23 biennium.

The following budget note providing direction to the Department of Corrections was approved.

BUDGET NOTE

The Department of Corrections is directed to return to the Public Safety Subcommittee of the Joint Committee on Ways and Means during the 2022 legislative session with a written report on the Office of the Inspector General (OIG). This report is to provide a broad overview of the OIG's role and responsibilities within the Department, and detail the missions, activities, and outcomes achieved in each of the OIG's operating programs: the Special Investigations Unit, the Security Threat Management Unit, the Central Intelligence Unit, the Hearings Unit, the Special Programs Unit, and the Research Unit. Additionally, the Department is directed to revise its Key Performance Measures #4 and #7 to include statistics on the number of complaints brought by adults in custody against DOC staff, the outcomes of those complaints, and any disciplinary actions required. The revised Key Performance Measures are to be developed and established for consideration by the Public Safety Subcommittee during the 2023 legislative session.

Criminal Justice Commission

The Subcommittee approved $650,000 General Fund for the Family Preservation Project operating at the Coffee Creek Correctional Facility. The Criminal Justice Commission will administer payments for this program, which is provided by the YWCA of Greater Portland. The Subcommittee provided the following direction to the Commission.

BUDGET NOTE

The Family Preservation Project strengthens family ties by providing services and supports to incarcerated parents and their minor children. The program operates at the Coffee Creek Correctional Facility in Wilsonville and is provided by the YWCA of Greater Portland. The Criminal Justice Commission (CJC) is directed to work with the Department of Corrections (DOC) and the YWCA of Greater Portland to track the program's outcomes for incarcerated adults and their minor children, its effect on successful parent re-entry into society upon release from prison, its effect on reducing recidivism, and any other pro-social program outcomes as determined by DOC, CJC, and the YWCA of Greater Portland. CJC shall report to the Legislature on Family Preservation Program outcomes at least annually during a legislative session.

SB 973 (2019) created the Improving Peoples' Access to Community-based Treatment, Supports and Services (IMPACTS) Account for making grants to counties and federally-recognized Indian tribes for community supports and services for individuals with mental health or substance abuse disorders leading to their involvement with the criminal justice system. The Subcommittee approved $10 million General Fund on a one-time basis to recapitalize the account and provided the Criminal Justice Commission with $10 million of Other Funds expenditure limitation for making grant awards.

To continue the legal services pilot program established by HB 2631 (2019) operating at the Coffee Creek Correctional Facility through its sunset date of December 2021, the Subcommittee approved $500,000 General Fund on a one-time basis. The Criminal Justice Commission will administer payments for this program, which is operated by the Oregon Justice Resource Center.

The Subcommittee approved $4 million General Fund on a one time basis, provided an additional $228,395 General Fund on an ongoing basis, and established one permanent, ongoing position (1.00 FTE) for the Criminal Justice Commission (CJC) to establish a new restorative justice grant program. The goal for this program is to develop new restorative justice services and to strengthen existing non-profit organizations that are leaders in restorative justice practices.

Department of Justice

The Subcommittee approved $6 million General Fund on a one-time basis for the Crime Victims and Survivor Services Division and for Child Abuse Intervention Centers, which conduct forensic interviews, medical examinations, treatment, mental health treatment, and referral and/or coordination of other related services. The Department of Justice's Advisory Council on Child Abuse Assessment is to review and approve supplemental funding requests by Child Abuse Intervention Centers based upon the specific needs of each individual Center. Additionally, the Subcommittee approved $5 million General Fund on a one-time basis for the Crime Victims and Survivor Services Division to assist victims of domestic violence and sexual assault with housing needs.

For bias crimes response by the Civil Rights Unit, the Subcommittee approved $2 million General Fund and authorized six permanent full-time positions (5.25 FTE). The package includes $995,269 of associated services and supplies.

The Subcommittee approved $1.7 million General Fund in services and supplies for the Defense of Criminal Convictions for forecasted caseload changes. The Department of Administrative Services is requested to unschedule the entire amount pending the agency providing the Legislative Fiscal Office with a completed methodology for forecasting and budgeting the Defense of Criminal Convictions caseload.

The Subcommittee approved $1.3 million General Fund on a one-time basis for the Crime Victims and Survivor Services Division to provide supplemental pass-through support to the Oregon Crime Victims Law Center.

To support the Fair Housing Enforcement initiative, the Subcommittee approved $447,784 Other Funds expenditure limitation and authorized one position (0.88 FTE) in the General Counsel Division. The revenue source is from legal service billings to the Bureau of Labor and Industries.

The Subcommittee approved $214,439 General Fund for the Criminal Justice Division to backfill the loss of a federal grant from the U.S. Office of Juvenile Justice and Delinquency Prevention for the Internet Crimes Against Children program. The funding will allow for the continued investigation and prosecution of internet crimes against children.

Finally, the Subcommittee approved $218,003 General Fund and authorized one permanent full-time Program Analyst 2 position (0.88 FTE) for the Crime Victims and Survivor Services Division to establish an Appellate Advocate position. This position will assist victims of crime with the appellate process and, in particular, the *Ramos v. Louisiana* decision on non-unanimous jury trials.

Oregon Military Department

The Subcommittee approved an increase in Other Funds expenditure limitation totaling $484,160 for the cost of issuance of $25,475,000 in Article XI-Q bonds for the Oregon Military Department. Bond proceeds in the amount of $10 million will re-capitalize the State Preparedness and Incident Response Equipment (SPIRE) grant program. Bond proceeds in the amount of $14,990,840 will fund armory service life extension projects in Ashland and Corvallis, and construction of a new readiness center in Washington County. Bonds will be issued in May 2022 and in March 2023. New debt service totaling $2,151,329 General Fund was approved for the Department's planned 2021-23 bond issues.

The Subcommittee approved Other Funds expenditure limitation of $10 million for the State Preparedness and Incident Response Equipment (SPIRE) grant program. The Other Funds revenue for this expenditure is from the proceeds of Article XI-Q bonds issued for re-capitalizing the grant fund.

For deferred maintenance projects at the Military Department's 37 armories, the Subcommittee approved $6,720,919 General Fund and provided $6,720,919 Federal Funds expenditure limitation for expenditure of federal matching dollars. Projects include boiler, roof, and HVAC repairs and replacements; fire protection alarm panel, ventilation system, and door control repairs and replacements; and maintenance of parking lots, siding, windows, and sewer systems.

BUDGET NOTE

The Oregon Military Department is directed to report to the Joint Committee on Ways and Means on its ten-year capital construction plan prior to the February 2022 legislative session. The report shall describe the process by which the annual Installation Status Report required by the U.S. Army is prepared, its relationship to the ten-year capital plan, the permissible uses of Federal Military Construction Funds and the process for securing use of those funds, and the factors that inform the prioritization of recommended armory service life extension projects. This report should also include analysis and recommendations for inclusion of labor standards related to work performed by women, minority individuals, and veterans and apprenticeship utilization in construction contracts.

To provide matching funds for the Federal Emergency Management Agency's (FEMA) Hazard Mitigation Program, the Subcommittee approved $20 million General Fund on a one-time basis for the Office of Emergency Management.

Oregon State Police

The Subcommittee approved Other Funds expenditure limitation of $1,429,311 for the cost of issuance of $111,635,000 in Article XI-Q bonds for three major Oregon State Police constructions projects: expansion of the Central Point Office, construction of a new forensic laboratory and medical examiner's office, and a Patrol area command office in Springfield. Bonds will be issued in October 2021, May 2022, and March 2023. New debt service totaling $2,674,818 General Fund was approved for the Department's planned 2021-23 bond issues.

The Subcommittee approved the expenditure of $2,739,772 Other Funds from the American Rescue Plan Act (ARPA) to implement or complete the following Oregon State Police projects in the 2021-23 biennium:

- For the non-bondable costs of the Central Point Office expansion, the Springfield Forensic Lab and Medical Examiner office construction project, and the Springfield Patrol Area Command construction project, $1,051,296
- For capital renewal and deferred maintenance at the Ontario and Albany Patrol Offices, $580,476
- For safety improvements at various Patrol offices statewide, $1,108,000.

A net-zero technical adjustment was approved to correct a reference to ARPA in sections 218-223 of the bill.

To complete the Law Enforcement Data System modernization project (LEDS 20/20), the Subcommittee approved $2,789,991 General Fund to add the agency's Sex Offender Registry database to the LEDS system.

To enable the Drakes Crossing Rural Fire Protection District (RFPD) to draw down federal funding from FEMA, the Subcommittee provided $5,000 General Fund to the Office of the State Fire Marshal on a one-time basis. This funding will be passed through to the Drakes Crossing RFPD for its FEMA matching payment.

Department of Public Safety Standards and Training

The Subcommittee approved the expenditure of $1,201,239 Other Funds from the American Rescue Plan Act (ARPA) for deferred maintenance projects at the Department of Public Safety Standards and Training's Public Safety Campus.

Oregon Youth Authority

The Subcommittee approved an increase in Other Funds expenditure limitation of $1,271,961 for the cost of issuance of $68,725,000 in Article XI-Q bonds for the Oregon Youth Authority. Bond proceeds will support continued renovation of living spaces and other facilities at the MacLaren, Rogue Valley, Tillamook, and Oak Creek youth correctional facilities, and will fund the Juvenile Justice Information System

modernization project. Bonds will be issued in October 2021, May 2022, and March of 2023. New debt service totaling $4,482,262 General Fund was approved for the Department's planned 2021-23 bond issues.

To support the Juvenile Justice Information System (JJIS) modernization project, the Subcommittee approved $7,756,531 Other Funds expenditure limitation. The Other Funds revenue for this expenditure is from the proceeds of Article XI-Q bonds issued for the project.

The Subcommittee approved the expenditure of $5,448,068 Other Funds from the American Rescue Plan Act (ARPA) to implement or complete the following Oregon Youth Authority projects in the 2021-23 biennium:

- For the non-bondable costs of the Juvenile Justice Information System modernization project, $1,600,000.
- For replacement of the emergency generator at the MacLaren youth correctional facility, $1,750,000.
- For removal and replacement of the parole and probation office building on the campus of the Oak Creek youth correctional facility, $1,609,780.
- For the non-bondable costs of capital improvement projects at various OYA facilities statewide, $488,288.

The Subcommittee approved $574,510 General Fund on a one-time basis for the Oregon Youth Authority to supplement the payments to behavior rehabilitation service providers that provide sex offense treatment using Sex Offense Treatment Board (SOTB) certified providers. This funding is a stop-gap measure and will only be available during the 2021-23 biennium until Medicaid coverage for this service is established.

To reimburse counties for the cost of performing expunctions of juvenile records as required by SB 575 (2021), the Subcommittee approved $1,841,868 General Fund. This amount is an estimate based on a statewide average cost of $208.95 per expunction for an estimated 8,815 expunctions to be performed in the 2021-23 biennium. The ongoing costs related to expunction of juvenile records should be re-evaluated during current service level budget development for the 2023-25 biennium as data on the performance of this new requirement is made available.

The Subcommittee approved $801,378 General Fund for the Oregon Youth Authority to pay the cost of care for youth that was formerly paid for with juvenile justice system fees.

The Subcommittee approved a reduction of $100 million General fund and an increase in Other Funds expenditure limitation in the same amount in order to use American Rescue Plan Act State Fiscal Recovery Funds received by the Department of Administrative Services and passed through to the Oregon Youth Authority for maintaining public safety services.

TRANSPORTATION

Department of Aviation

House Bill 2434 increases the aircraft fuel tax (AvGas tax) from 9 cents to 11 cents a gallon and increases the aircraft fuel tax for aircraft operated by turbine engines (jet fuel tax) from 1 cent to 3 cents per gallon. The increases fund the Department of Aviation's Aviation System Action Fund which funds two aviation infrastructure investment programs. The Critical Oregon Airport Relief (COAR) program receives 75% of these funds and the State-Owned Airport Reserve (SOAR) program receives 25%. The Subcommittee approved an increase in Other Funds expenditure limitation of $4,603,625 for the Department to spend the increased revenue.

Department of Transportation

The Oregon Department of Transportation (ODOT) administers grants on behalf of the Oregon Department of Veterans' Affairs (ODVA) related to transportation services for veterans, primarily related to their health care appointments. The amount approved in ODVA's 2021-23 budget for this purpose and transferred to ODOT is $650,000 Lottery Funds. This is in addition to $300,000 in funding that was carried forward from authorized amounts for the 2019-21 biennium.

General Fund of $2 million is appropriated to ODOT on a one-time basis for graffiti and litter removal along state highways and interstates. The funding will be used in Region 1 (the Portland metro area), allowing ODOT to expand an existing contract and solicit additional service providers to remove graffiti on sound walls and traffic signs, as well as remove accumulated roadside litter and trash.

Additionally, $1.25 million General Fund was approved on a one-time basis for ODOT to support cultural resource assessments in areas where the agency is conducting wildfire-related tree and debris removal. The funding enables ODOT to coordinate with tribes, the State Historic Preservation Office, and others on surveys and assessments of cultural resources in the fire damaged areas.

Other Funds expenditure limitation is increased by $4,057,570 million to spend $4 million of Lottery bond proceeds on construction of a pedestrian bridge in the City of Sherwood, and $57,570 on the cost of bond issuance. Lottery Funds expenditure limitation was increased by $328,752 for debt service.

Improvements to the Fanno Creek Trail by Tualatin Hills Park and Recreation District will be supported by Lottery bond proceeds totaling $2 million Other Funds; cost of issuance related to the project is $145,358 Other Funds. These bonds will not be issued until the spring of 2023, so no debt service is associated with the project in this biennium.

The Subcommittee approved $298,451 Other Funds expenditure limitation for operational expenses of the State Towing Board established by SB 300 (2021). Two permanent positions are approved for this purpose, including an Operations and Policy Analyst 2 (0.50 FTE) and a Compliance

Specialist 2 (0.50 FTE); both of these positions will be budgeted for a full 24 months in the 2023-25 biennium. The Towing Board will be supported by fee revenue, and the Department may need to return to the Joint Committee on Ways and Means or the Emergency Board for additional expenditure limitation related to implementation of SB 300.

The Department of Administrative Services will transfer $124,349,960 of federal American Rescue Plan Act funds to ODOT to augment highway fund revenues negatively impacted by the COVID-19 pandemic. The funds are designated for the following projects:

- $80 million for safety improvements to Oregon 213/82nd Avenue
- $32 million for Phase II costs related to the Newberg Dundee Bypass (OR-219 section)
- $5 million for the Hood River-White Salmon Interstate Bridge
- $3,349,960 for rehabilitation of the Lake County Railroad
- $4 million for the Clackamas County Sunrise Gateway Corridor Community Visioning Concept

Adjustments to 2019-21 Budgets

Public Defense Services Commission

For the 2019-21 biennium, the Subcommittee approved $92,721 Other Funds expenditure limitation for services and supplies for public defense costs due to the impact of the COVID-19 pandemic. The revenue source is from the Coronavirus Relief Fund received by the Oregon Department of Administrative Services and transferred to the Public Defense Service Commission.

SB 5510 A BUDGET REPORT and MEASURE SUMMARY **Carrier:** Rep. Leif

Joint Committee On Ways and Means

Action Date:	06/11/21
Action:	Do Pass the A-Eng bill.
House Vote	
Yeas:	7 - Bynum, Gomberg, McLain, Nosse, Rayfield, Sanchez, Sollman
Nays:	4 - Drazan, Leif, Smith G, Stark
Senate Vote	
Yeas:	11 - Anderson, Frederick, Golden, Gorsek, Hansell, Johnson, Knopp, Lieber, Steiner Hayward, Taylor, Thomsen
Nays:	1 - Girod
Prepared By:	Patrick Heath, Department of Administrative Services
Reviewed By:	Ben Ruef, Legislative Fiscal Office

Department of Consumer and Business Services
2021-23

This summary has not been adopted or officially endorsed by action of the committee.

Budget Summary*

	2019-21 Legislatively Approved Budget[(1)]	2021 - 23 Current Service Level	2021-23 Committee Recommendation	Committee Change from 2019-21 Leg. Approved	
				$ Change	% Change
General Fund	$ 1,303,041	$ -	$ -	$ (1,303,041)	-100.0%
Other Funds Limited	$ 396,722,792	$ 291,466,177	397,536,176	$ 813,384	0.2%
Other Funds Nonlimited	$ 211,515,831	$ 172,013,483	$ 172,013,483	$ (39,502,348)	-18.7%
Federal Funds Limited	$ 113,663,321	$ 16,658,560	$ 120,098,790	$ 6,435,469	5.7%
Total	$ 723,204,985	$ 480,138,220	$ 689,648,449	$ (33,556,536)	-4.6%

Position Summary

Authorized Positions	963	955	955	-8
Full-time Equivalent (FTE) positions	957.92	950.67	950.55	-7.37

(1) Includes adjustments through January 2021

* Excludes Capital Construction expenditures

Summary of Revenue Changes

The Department of Consumer and Business Services (DCBS) is funded primarily by Other Funds revenues from over 500 dedicated fees, assessments, and charges. Discrete sources of Other Funds revenue include the worker's compensation "cents-per-hour" assessment and contributions, workers' compensation insurance premium assessments, insurer and financial services provider assessments and licensing fees, building permits and fees; and other charges for services, interest earnings, fines and penalties. The Department also receives some Federal Funds, primarily from its Section 1332 waiver agreement with the federal government used to fund part of the Oregon Reinsurance Program.

A portion of the revenues that DCBS' Division of Financial Regulation (DFR) collects from insurers are retaliatory taxes from out-of-state insurance companies, which DCBS transfers to the General Fund. The retaliatory tax is collected from insurance companies writing policies in Oregon but are domiciled in states with higher regulatory costs for policies written in their domiciled state. The tax is forecasted to generate approximately $135.0 million General Fund in the 2021-23 biennium. A surcharge on fire insurance policies is collected by DFR, estimated at $28.1 million in 2021-23, and transferred to the office of the Fire Marshal at the Oregon Department of State Police.

Summary of Transportation and Economic Development Subcommittee Action

DCBS is Oregon's largest business regulatory and consumer protection agency, which administers state laws and rules to protect consumers and workers. The Department regulates the workers' compensation system, occupational health and safety, financial services, insurance companies and building codes. DCBS also operates the Oregon Health Insurance Marketplace, the state's health insurance exchange.

The Subcommittee recommended a budget of $689,648,449 total funds, including $397,536,176 Other Funds expenditure limitation, $172,013,483 Other Funds Nonlimited, $120,098,790 Federal Funds expenditure limitation, and 955 positions (950.55 FTE). The total funds budget decreased by 4.6% from the 2019-21 legislatively approved budget.

Workers Compensation Nonlimited Accounts

DCBS administers two reserves within its Operating Fund: the Self-Insured Employer Adjustment Reserve and the Self-Insured Employer Group Adjustment Reserve. These reserves are for the payment of claims from insolvent self-insured employers and are intended to protect injured workers who work for employers that self-insure their workers' compensation liability.

The Subcommittee recommended funding this program at the current service level.

Workers' Benefit Fund

The Workers' Benefit Fund supports a variety of programs that help injured workers and employers. DCBS administers two Nonlimited special payment accounts and five workers' compensation reserve programs within the Workers Benefit Fund.

The Subcommittee recommended funding this program at the current service level.

Workers' Comp Board

The Workers' Compensation Board is an independent adjudicatory agency within DCBS, which ensures Oregon workers, employers, and insurers have an efficient, effective, and expeditious mechanism by which to resolve disputes under the Workers' Compensation Act and the Oregon Safe Employment Act. The Board's proceedings remove disputes from the court system and into an administrative forum, allowing for quick dispute resolution and reducing prolonged and costly litigation.

The Subcommittee recommended the following packages:

Package 090 Analyst Adjustments. This package eliminates $289,443 Other Funds expenditure limitation as well as one permanent, full-time Administrative Law Judge position held vacant for longer than 24 months.

Package 099 Microsoft 365 Consolidation. This package reduces Other Funds expenditure limitation by $57,163 to account for the consolidation of Microsoft 365 within the Office of the State Information Officer at the E5 level of service. This cost is built into the State Government Service Charge for every agency as a cost increase for the 2021-23 biennium. This package makes a corresponding reduction to the agency base budget in an amount equivalent to what agencies should be paying in the 2019-21 biennium for Microsoft 365 at the E3 level of service.

Package 801 LFO Analyst Adjustments. This package increases Other Funds expenditure limitation by $110,376 and reclassifies five positions in order to better align with workload needs and to account for a classification study recently completed by the Department of Administrative Services Chief Human Resources Office (DAS CHRO). These adjustments are typically completed in a permanent finance plan within the DAS Chief Financial Office (DAS CFO); however, this was not possible due to timing issues.

Workers' Comp Division

The Workers' Compensation Division administers, regulates, and enforces requirements to protect workers, provide medical care for injuries and diseases, and provide timely and accurate wage-replacement benefits. The Division funds programs that help injured workers and employers.

The Subcommittee recommended the following packages:

Package 087 August 2020 Special Session. This package increases Other Funds expenditure limitation by $62,201 to recognize the upward reclassification of an Administrative Specialist 2 to a Program Analyst 1 position as approved in the August 2020 special session.

Package 090 Analyst Adjustments. This package eliminates $193,314 Other Funds expenditure limitation as well as one permanent, full-time Administrative Specialist 1 position and one permanent, full-time Executive Support Specialist position, both of which have been held vacant for longer than 20 months. The package also reduces Other Funds expenditure limitation by $62,201 to reduce the budgeted steps on the position reclassification approved in Package 087 – August 2020 special session, from the top step to a step closest to the step budgeted for the position in the current service level.

Package 099 Microsoft 365 Consolidation. This package reduces Other Funds expenditure limitation by $129,699 to account for the consolidation of Microsoft 365 within the Office of the State Information Officer at the E5 level of service. This cost is built into the State Government Service Charge for every agency as a cost increase for the 2021-23 biennium. This package makes a corresponding reduction to the agency base budget in an amount equivalent to what agencies should be paying in the 2019-21 biennium for Microsoft 365 at the E3 level of service.

Package 801 LFO Analyst Adjustments. This package reclassifies one position in order to better align with workload needs and to account for a classification study recently completed by DAS CHRO. The reclassification has no budgetary impact. These adjustments are typically completed in a permanent finance plan with DAS CFO; however, this was not possible due to timing issues.

OR-OSHA

The Oregon Occupational Safety and Health Division (OR-OSHA) helps ensure workplace safety. The Division reduces the cost of workers' compensation insurance and indirect costs of injuries and illnesses. Its top priority is to achieve the lowest possible occupational injury, illness, and fatality rates through a full range of services and regulation, all of which are designed to encourage and enable employers and their workers to pursue safe and healthy workplaces. OR-OSHA administers the Oregon Safe Employment Act and has regulatory authority over most Oregon employers.

The Subcommittee recommended the following packages:

Package 070 Revenue Shortfall. This package reduces Federal Funds expenditure limitation by $361,718 and three positions (2.50 FTE) to account for federal revenues not keeping pace with inflation. Although there is sufficient Other Funds revenues, due to limitations in the state's position budgeting system, the package also reduces $237,400 Other Funds expenditure limitation related to those positions.

Package 099 Microsoft 365 Consolidation. This package reduces Other Funds expenditure limitation by $145,412 to account for the consolidation of Microsoft 365 within the Office of the State Information Officer at the E5 level of service. This cost is built into the State Government Service Charge for every agency as a cost increase for the 2021-23 biennium. This package makes a corresponding reduction to the agency base budget in an amount equivalent to what agencies should be paying in the 2019-21 biennium for Microsoft 365 at the E3 level of service.

Package 102 OSHA Funding Alignment. This package increases Other Funds expenditure limitation by $599,118 and three positions (2.50 FTE). This package backfills Federal Funds of $361,718 that were reduced in Package 070 that fund Oregon OSHA's inspection and consultation programs. The Federal Funds expenditure limitation was reduced to recognize that revenues have not kept pace with expenditures over time. Due to limitations in the state's position budgeting system, the package 070 also reduced $237,400 Other Funds. Oregon OSHA was granted nine inspection and consultation positions in the 2017 legislative session. The Legislature approved a similar package in the 2019 legislative session that reduced Other Funds services and supplies expenditure limitation to buy back $0.6 million Federal Funds personal services costs. Funding this package would maintain those higher staffing levels.

Package 801 LFO Analyst Adjustments. This package increases Other Funds expenditure limitation by $187,383, Federal Funds expenditure limitation by $67,497, and reclassifies 16 positions in order to better align with workload needs and to account for a classification study recently

completed by DAS CHRO. These adjustments are typically completed in a permanent finance plan within DAS CFO however this was not possible due to timing issues.

OR Health Insurance Marketplace
The Oregon Health Insurance Marketplace administers the state health insurance exchange, provides assistance for seniors in navigating federal health insurance benefits and operates a health insurance premium assistance program for low-income Pacific Islanders.

The Subcommittee recommended the following package:

Package 099 Microsoft 365 Consolidation. This package reduces Other Funds expenditure limitation by $15,719 to account for the consolidation of Microsoft 365 within the Office of the State Information Officer at the E5 level of service. This cost is built into the State Government Service Charge for every agency as a cost increase for the 2021-23 biennium. This package makes a corresponding reduction to the agency base budget in an amount equivalent to what agencies should be paying in the 2019-21 biennium for Microsoft 365 at the E3 level of service.

Central Services
The Central Services Division provides department-wide leadership and administration to DCBS operating programs through the Director's Office, Central Services, Employee Services, Communications, and the Assessments Section.

The Subcommittee recommended the following packages:

Package 087 August 2020 Special Session. This package increases Other Funds expenditure limitation by $148,370 to recognize the upward reclassification of an Office Specialist 2 to an Administrative Specialist 1, as well as the abolishment of a Revenue Agent 2 position and the establishment of an Administrative Specialist 2, as approved in the August 2020 special session.

Package 090 Analyst Adjustments. The package reduces Other Funds expenditure limitation by $48,214 to reduce the budgeted steps on the position reclassifications approved in Package 087 – August 2020 Special Session from the top step to a step closest to the step budgeted for the positions in the Current Service Level (or step 2 if the position is vacant).

Package 099 Microsoft 365 Consolidation. This package reduces Other Funds expenditure limitation by $114,448 to account for the consolidation of Microsoft 365 within the Office of the State Information Officer at the E5 level of service. This cost is built into the State Government Service Charge for every agency as a cost increase for the 2021-23 biennium. This package makes a corresponding reduction to the agency base budget in an amount equivalent to what agencies should be paying in the 2019-21 biennium for Microsoft 365 at the E3 level of service.

Package 101 Workers' Compensation Modernization Program. This package increases Other Funds expenditure limitation by $481,565 and authorizes the establishment of two positions (1.88 FTE) to continue work on modernizing DCBS' Workers Compensation Program, a multi-biennia effort to replace the IT systems DCBS uses to manage the workers compensation system.

Package 801 LFO Analyst Adjustments. This package increases Other Funds expenditure limitation by $66,312 and reclassifies four positions in order to better align with workload needs and to account for a classification study recently completed by DAS CHRO. These adjustments are typically completed in a permanent finance plan within DAS CFO; however, this was not possible due to timing issues.

Division of Financial Regulation

The Division of Financial Regulation (DFR) oversees the safety and soundness of banks, trusts and credit unions, and the financial solvency of insurance institutions. DFR licenses finance and insurance professionals and ensures products and services comply with applicable laws and rules. DFR protects Oregonian's access to financial products and services through education, regulation, and consumer assistance.

The Subcommittee recommended the following packages:

Package 087 August 2020 Special Session. This package increases Other Funds expenditure limitation by $675,207 to recognize the establishment of a Program Analyst 1, an Insurance Examiner, an Operations and Policy Analyst 3, and a Compliance Specialist 3 position, the upward reclassification of a Program Analyst 4 from represented to management service – nonsupervisory, and the abolishment of an Administrative Specialist 1, an Office Specialist 1, an Office Specialist 2, and a Securities Examiner, as approved in the August 2020 special session.

Package 090 Analyst Adjustments. This package eliminates $529,776 Other Funds expenditure limitation as well as one permanent, full-time Operations and Policy Analyst 3 position, one permanent, full-time Administrative Specialist 1, and one permanent, full-time Financial Examiner 2 position, all of which were vacant long-term. The package also reduces Other Funds expenditure limitation by $345,321 to reduce the budgeted steps on the position reclassifications approved in Package 087 – August 2020 special session, from the top step to a step closest to the step budgeted for the positions in the current service level (or step 2 if the position is vacant). The package also removes $677,132 Federal Funds expenditure limitation that does not have a revenue source to support it and an additional $38,733 Other Funds services and supplies expenditure limitation.

Package 099 Microsoft 365 Consolidation. This package reduces Other Funds expenditure limitation by $121,112 to account for the consolidation of Microsoft 365 within the Office of the State Information Officer at the E5 level of service. This cost is built into the State Government Service Charge for every agency as a cost increase for the 2021-23 biennium. This package makes a corresponding reduction to the agency base budget in an amount equivalent to what agencies should be paying in the 2019-21 biennium for Microsoft 365 at the E3 level of service.

Package 105 Insurance Stabilization. This package increases Other Funds expenditure limitation by $105.6 million, Federal Funds expenditure limitation by $104.4 million and establishes one position (1.00 FTE) to continue the Oregon Reinsurance Program (ORP) in the 2021-23 biennium. ORP is intended to hold down health insurance rates in the individual market by an average of 6% below what they otherwise would have been. The program works by paying insurers for a percentage of individual claims over a certain threshold and up to the reinsurance cap. Other Funds revenues for the program come from taxes on managed care organizations, the Public Employees Benefits Board, and insurers. Federal Funds revenues come from a Section 1332 waiver in which Oregon demonstrated that the reinsurance program, by holding insurer's rates down from what they otherwise would have been, saving the federal government money on tax credits for health insurance premium assistance.

Package 801 LFO Analyst Adjustments. This package increases Other Funds expenditure limitation by $506,328, adds three permanent, full-time positions and reclassifies one position in order to better align with workload needs and to account for a classification study recently completed by DAS CHRO. These adjustments are typically completed in a permanent finance plan within DAS CFO; however, this was not possible due to timing issues. The new positions include a permanent, full-time Program Analyst 2, a permanent full-time Program Analyst 3, and a permanent, full-time Insurance Examiner.

Building Codes

The Building Codes Division adopts construction codes for 13 specialty areas, licenses trade workers and businesses, and oversees a statewide inspection system of local government services to protect property and building occupants. The Division ensures safe and effective building construction, while supporting a positive business climate.

The Subcommittee recommended the following packages:

Package 099 Microsoft 365 Consolidation. This package reduces Other Funds expenditure limitation by $95,747 to account for the consolidation of Microsoft 365 within the Office of the State Information Officer at the E5 level of service. This cost is built into the State Government Service Charge for every agency as a cost increase for the 2021-23 biennium. This package makes a corresponding reduction to the agency base budget in an amount equivalent to what agencies should be paying in the 2019-21 biennium for Microsoft 365 at the E3 level of service.

Package 801 LFO Analyst Adjustments. This package increases Other Funds expenditure limitation by $74,256 and reclassifies 11 positions in order to better align with workload needs and to account for a classification study recently completed by DAS CHRO. These adjustments are typically completed in a permanent finance plan within DAS CFO; however, this was not possible due to timing issues.

Summary of Performance Measure Action

See attached "Legislatively Approved 2021-2023 Key Performance Measures."

DETAIL OF JOINT COMMITTEE ON WAYS AND MEANS ACTION

Department of Consumer and Business Services
Patrick Heath - 503-983-8670

DESCRIPTION	GENERAL FUND	LOTTERY FUNDS	OTHER FUNDS LIMITED	OTHER FUNDS NONLIMITED	FEDERAL FUNDS LIMITED	FEDERAL FUNDS NONLIMITED	TOTAL ALL FUNDS	POS	FTE
2019-21 Legislatively Approved Budget at Jan. 2021*	$ 1,303,041	$ -	$ 396,722,792	$ 211,515,831	$ 113,663,321	$ -	$ 723,204,985	963	957.92
2021-23 Current Service Level (CSL)*	$ -	$ -	$ 291,466,177	$ 172,013,483	$ 16,658,560	$ -	$ 480,138,220	955	950.67
SUBCOMMITTEE ADJUSTMENTS (from CSL)									
SCR 011-12 - Workers Comp Board									
Package 090: Analyst Adjustments									
Personal Services	$ -	$ -	$ (289,443)	$ -	$ -	$ -	$ (289,443)	-1	-1.00
Package 099: Microsoft 365 Consolidation									
Services and Supplies	$ -	$ -	$ (57,163)	$ -	$ -	$ -	$ (57,163)		
Package 801: LFO Analyst Adjustments									
Personal Services	$ -	$ -	$ 110,376	$ -	$ -	$ -	$ 110,376	0	0.00
SCR 011-13 Workers' Compensation Programs									
Package 087: August 2020 Special Session									
Personal Services	$ -	$ -	$ 62,201	$ -	$ -	$ -	$ 62,201	0	0.00
Package 090: Analyst Adjustments									
Personal Services	$ -	$ -	$ (255,515)	$ -	$ -	$ -	$ (255,515)	-2	-2.00
Package 099: Microsoft 365 Consolidation									
Services and Supplies	$ -	$ -	$ (129,699)	$ -	$ -	$ -	$ (129,699)		
SCR 011-15 OR-OSHA									
Package 070: Revenue Shortfalls									
Personal Services		$ -	$ (237,400)	$ -	$ (361,718)	$ -	$ (599,118)	-3	-2.50
Package 099: Microsoft 365 Consolidation									
Services and Supplies	$ -	$ -	$ (145,412)	$ -	$ -	$ -	$ (145,412)		
Package 102: OSHA Funding Alignment									
Personal Services	$ -	$ -	$ 599,118	$ -	$ -	$ -	$ 599,118	3	2.50
Package 801: LFO Analyst Adjustments									
Personal Services	$ -	$ -	$ 187,383	$ -	$ 67,497	$ -	$ 254,880	0	0.00
SCR 015 - Health Insurance Marketplace									
Package 099: Microsoft 365 Consolidation									
Services and Supplies	$ -	$ -	$ (15,719)	$ -	$ -	$ -	$ (15,719)		
SCR 017 - Central Services Division									
Package 087: August 2020 Special Session									
Personal Services	$ -	$ -	$ 148,370	$ -	$ -	$ -	$ 148,370	0	0.00

DESCRIPTION	GENERAL FUND	LOTTERY FUNDS	OTHER FUNDS LIMITED	OTHER FUNDS NONLIMITED	FEDERAL FUNDS LIMITED	FEDERAL FUNDS NONLIMITED	TOTAL ALL FUNDS	POS	FTE
Package 090: Analyst Adjustments									
Personal Services	$ -	$ -	$ (48,214)	$ -	$ -	$ -	$ (48,214)	0	0.00
Package 099: Microsoft 365 Consolidation									
Services and Supplies	$ -	$ -	$ (114,448)	$ -	$ -	$ -	$ (114,448)		
Package 101: Workers' Compensation Modernization Prgm									
Personal Services	$ -	$ -	$ 425,492	$ -	$ -	$ -	$ 425,492	2	1.88
Services and Supplies	$ -	$ -	$ 56,073	$ -	$ -	$ -	$ 56,073		
Package 801: LFO Analyst Adjustments									
Personal Services	$ -	$ -	$ 66,312	$ -	$ -	$ -	$ 66,312	0	0.00
SCR 018 - Division of Financial Regulation									
Package 087: August 2020 Special Session									
Personal Services	$ -	$ -	$ 675,207	$ -	$ -	$ -	$ 675,207	0	0.00
Package 090: Analyst Adjustments									
Personal Services	$ -	$ -	$ (875,097)	$ -	$ -	$ -	$ (875,097)	-3	-3.00
Services and Supplies	$ -	$ -	$ (38,733)	$ -	$ (677,132)	$ -	$ (715,865)		
Package 099: Microsoft 365 Consolidation									
Services and Supplies	$ -	$ -	$ (121,112)	$ -	$ -	$ -	$ (121,112)		
Package 105: Insurance Stabilization									
Personal Services	$ -	$ -	$ 245,990	$ -	$ -	$ -	$ 245,990	1	1.00
Services and Supplies	$ -	$ -	$ 148,178	$ -	$ -	$ -	$ 148,178		
Special Payments to Non-Governmental Units	$ -	$ -	$ 105,188,417	$ -	$ 104,411,583	$ -	$ 209,600,000		
Package 801: LFO Analyst Adjustments									
Personal Services	$ -	$ -	$ 506,328	$ -	$ -	$ -	$ 506,328	3	3.00
SCR 019 - Building Codes Division									
Package 099: Microsoft 365 Consolidation									
Services and Supplies	$ -	$ -	$ (95,747)	$ -	$ -	$ -	$ (95,747)		
Package 801: LFO Analyst Adjustments									
Personal Services	$ -	$ -	$ 74,256	$ -	$ -	$ -	$ 74,256	0	0.00
TOTAL ADJUSTMENTS	$ -	$ -	$ 106,069,999	$ -	$ 103,440,230	$ -	$ 209,510,229	0.00	-0.12
SUBCOMMITTEE RECOMMENDATION *	$ -	$ -	$ 397,536,176	$ 172,013,483	$ 120,098,790	$ -	$ 689,648,449	955	950.55
% Change from 2019-21 Leg Approved Budget	-100.0%	0.0%	0.2%	-18.7%	5.7%	0.0%	-4.6%	-0.8%	-0.8%
% Change from 2021-23 Current Service Level	0.0%	0.0%	36.4%	0.0%	620.9%	0.0%	43.6%	0.0%	0.0%

Legislatively Approved 2021 - 2023 Key Performance Measures

Published: 6/3/2021 8:55:41 AM

Agency: Consumer & Business Services, Department of

Mission Statement:

To protect and serve Oregon's consumers and workers while supporting a positive business climate in the state.

Legislatively Approved KPMs	Metrics	Agency Request	Last Reported Result	Target 2022	Target 2023
1. CUSTOMER RESPONSE TIME - Average elapsed time, in days, between a customer's initial contact with office and internal owner's communication of decision.		Approved	31.60	30	30
2. EFFECTIVE REGULATION - Percent of licensees receiving a satisfactory examination score.		Approved	94%	93%	93%
3. OCCUPATIONAL INJURY AND ILLNESS INCIDENCE RATES - Number of occupational injury and illness cases per 100 full-time workers.		Approved	3.90	4	4
4. TIMELY WORKER BENEFITS - Percent of injured workers who receive timely benefits from insurers.		Approved	92.70%	93%	93%
5. ACCURATE WORKER BENEFITS - Percent of injured workers who receive accurate benefits from insurers.		Approved	96.50%	95%	95%
6. RE-EMPLOYMENT OF INJURED WORKERS - Difference in percentage from workers with disabling injuries from those without disabling injuries.		Approved	94.90%	95%	95%
8. WORKERS' COMPENSATION COVERAGE - Number of claims against employers without workers' compensation coverage per 1,000 accepted disabling claims.		Approved	2.30	3	3
9. WORKERS' COMPENSATION INSURER PERFORMANCE - Percentage of workers' compensation insurers meeting standards for benefit delivery and reporting.		Approved	82.60%	85%	85%
10. UPHELD WORKERS' COMPENSATION DECISIONS - Percent of Workers' Compensation Board decisions affirmed on appeal to the Judiciary.		Approved	90.50%	96%	96%
11. PERMITS FOR MINOR CONSTRUCTION WORK - Number of building permits that can be used by contractors in multiple jurisdictions for minor construction work.		Approved	81,460	88,145	88,145
12. ON-TIME WORK - Percent of timelines for key department activities that are met.		Approved	93.70%	95%	95%
13. E-TRANSACTIONS FOR CUSTOMERS - Percent of customer transactions completed electronically.		Approved	66.10%	71.50%	71.50%
14. CUSTOMER SERVICE - Percent of customers rating their satisfaction with the agency's customer service as "good" or "excellent": overall customer service, timeliness, accuracy, helpfulness, expertise, and availability of information.	Expertise	Approved	97.20%	95%	95%
	Availability of Information		96.50%	95%	95%
	Helpfulness		96.40%	95%	95%
	Overall		96.90%	95%	95%
	Accuracy		96.90%	95%	95%
	Timeliness		93.70%	95%	95%

LFO Recommendation:

The Legislative Fiscal Office recommends the approval of the Key Performance Measures and targets as presented.

SubCommittee Action:

Approved the recommendation.

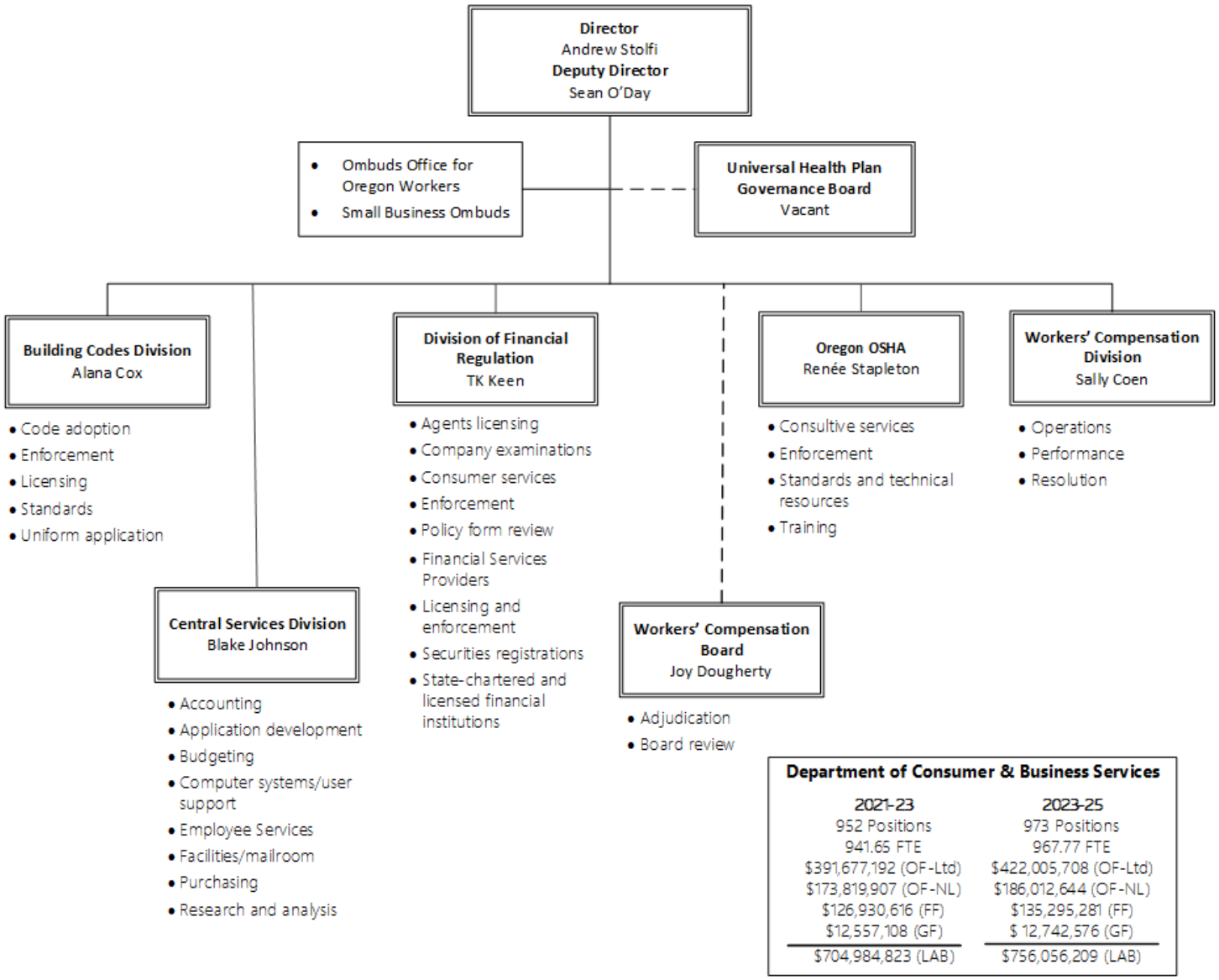
Director
Andrew Stolfi
Deputy Director
Sean O'Day
Ombuds Office for Oregon Workers
Small Business Ombuds
Universal Health Plan Governance Board
Vacant
Building Codes Division
Alana Cox
Code adoption
Enforcement
Licensing
Standards
Uniform application
Central Services Division
Blake Johnson
Accounting
Application development
Budgeting
Computer systems/user support
Employee Services
Facilities/mailroom
Purchasing
Research and analysis
Division of Financial Regulation
TK Keen
Agents licensing
Company examinations
Consumer services
Enforcement
Policy form review
Financial Services Providers
Licensing and enforcement
Securities registrations
State-chartered and licensed financial institutions
Workers' Compensation Board
Joy Dougherty
Adjudication
Board review
Oregon OSHA
Renée Stapleton
Consultive services
Enforcement
Standards and technical resources
Training
Workers' Compensation Division
Sally Coen
Operations
Performance
Resolution
Department of Consumer & Business Services
2021-23
952 Positions
941.65 FTE
$391,677,192 (OF-Ltd)
$173,819,907 (OF-NL)
$126,930,616 (FF)
$12,557,108 (GF)
$704,984,823 (LAB)
2023-25
973 Positions
967.77 FTE
$422,005,708 (OF-Ltd)
$186,012,644 (OF-NL)
$135,295,281 (FF)
$ 12,742,576 (GF)
$756,056,209 (LAB)

DCBS Expenditure Summary

	2021-23 LAB	2023-25 LAB	Percentage Change
Base, Other Funds Limited	386,819,596	402,908,611	
Base, Other Funds Non-Limited	172,013,483	186,012,644	
Base, General Fund	1,241,590	13,437,333	
Base, Federal Funds	101,746,671	122,131,918	
Subtotal Base Budget	**661,821,340**	**724,490,506**	**9%**
Essential Packages, Other Funds Limited	(95,353,419)	(98,308,185)	
Essential Packages, Other Funds Non-Limited	-	-	
Essential Packages, General Fund	(1,241,590)	(13,359,357)	
Essential Packages, Federal Funds	(85,088,111)	(107,150,579)	
Subtotal Essential Packages Budget	**(181,683,120)**	**(218,818,121)**	**N/A**
Continuing Service Level, Other Funds Limited	291,466,177	304,600,426	
Continuing Service Level, Other Funds Non-Limited	172,013,483	186,012,644	
Continuing Service Level, General Fund	-	77,976	
Continuing Service Level, Federal Funds	16,658,560	14,981,339	
Subtotal Base + Essential Packages Budget	**480,138,220**	**505,672,385**	**5%**
Policy Option, Other Funds Limited	90,877,314	117,405,282	
Policy Option, Other Funds Non-Limited	-	-	
Program - Policy Option, General Fund	12,464,196	12,664,600	
Program - Policy Option, Federal Funds	101,626,454	120,313,942	
Subtotal Policy Packages Budget	**204,967,964**	**250,383,824**	**N/A**
E-Board and Special Session, Other Funds Limited	9,333,701	-	
E-Board and Special Session, Other Funds Non-Limited	1,806,424	-	
E-Board and Special Session, General Fund	92,912	-	
E-Board and Special Session, Federal Funds	8,645,602	-	
Subtotal E-Board and Special Session	**19,878,639**	**-**	
Total Budget, Other Funds Limited	391,677,192	422,005,708	8%
Total Budget, Other Funds Non-Limited	173,819,907	186,012,644	7%
Total Budget, General Fund	12,557,108	12,742,576	1%
Total Budget, Federal Funds	126,930,616	135,295,281	7%
Total Budget	**$ 704,984,823**	**$ 756,056,209**	**7%**

DCBS Expenditure by Fund Type
$756.1 Million

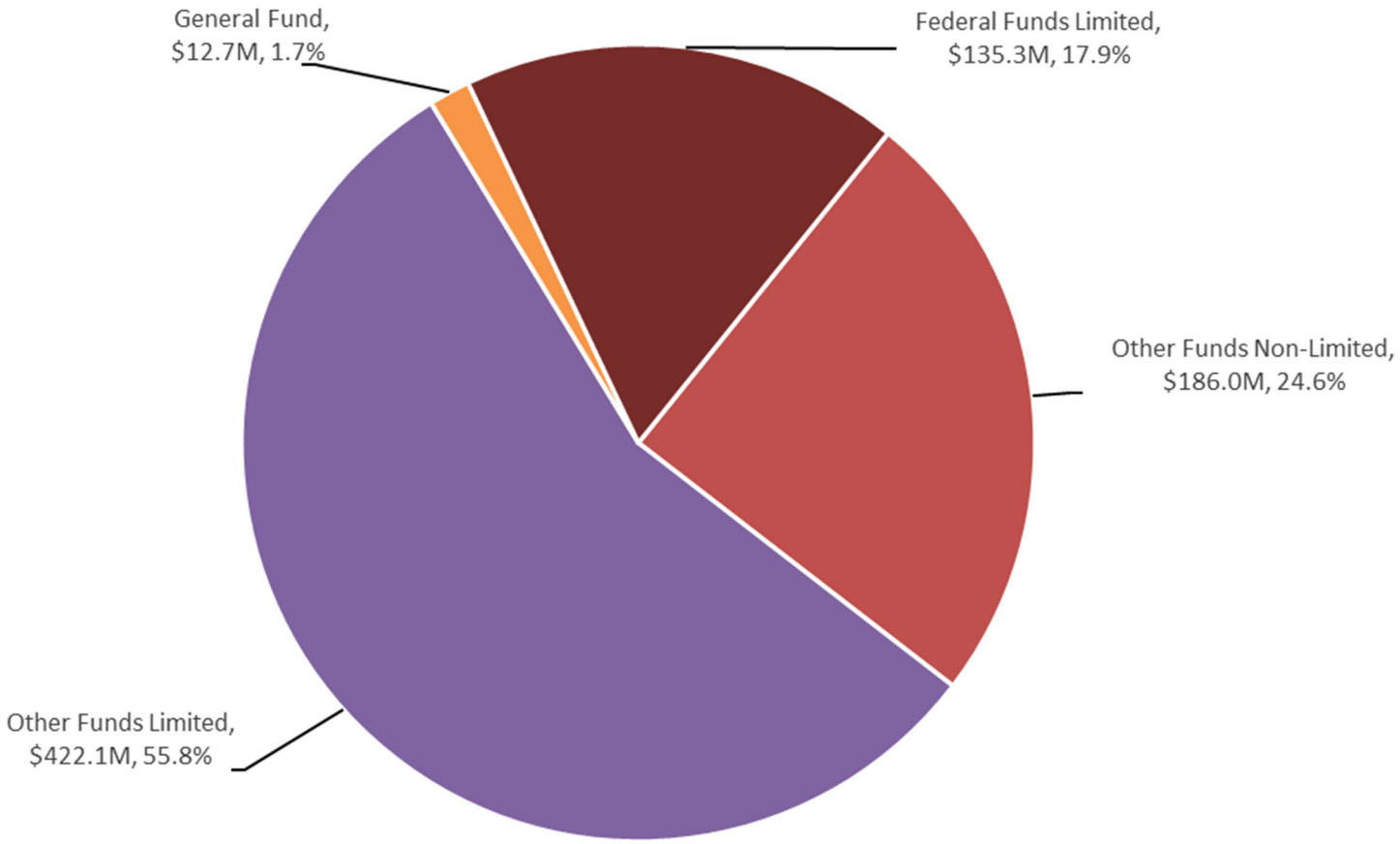

DCBS Operating Budget by Division
$334.9 Million

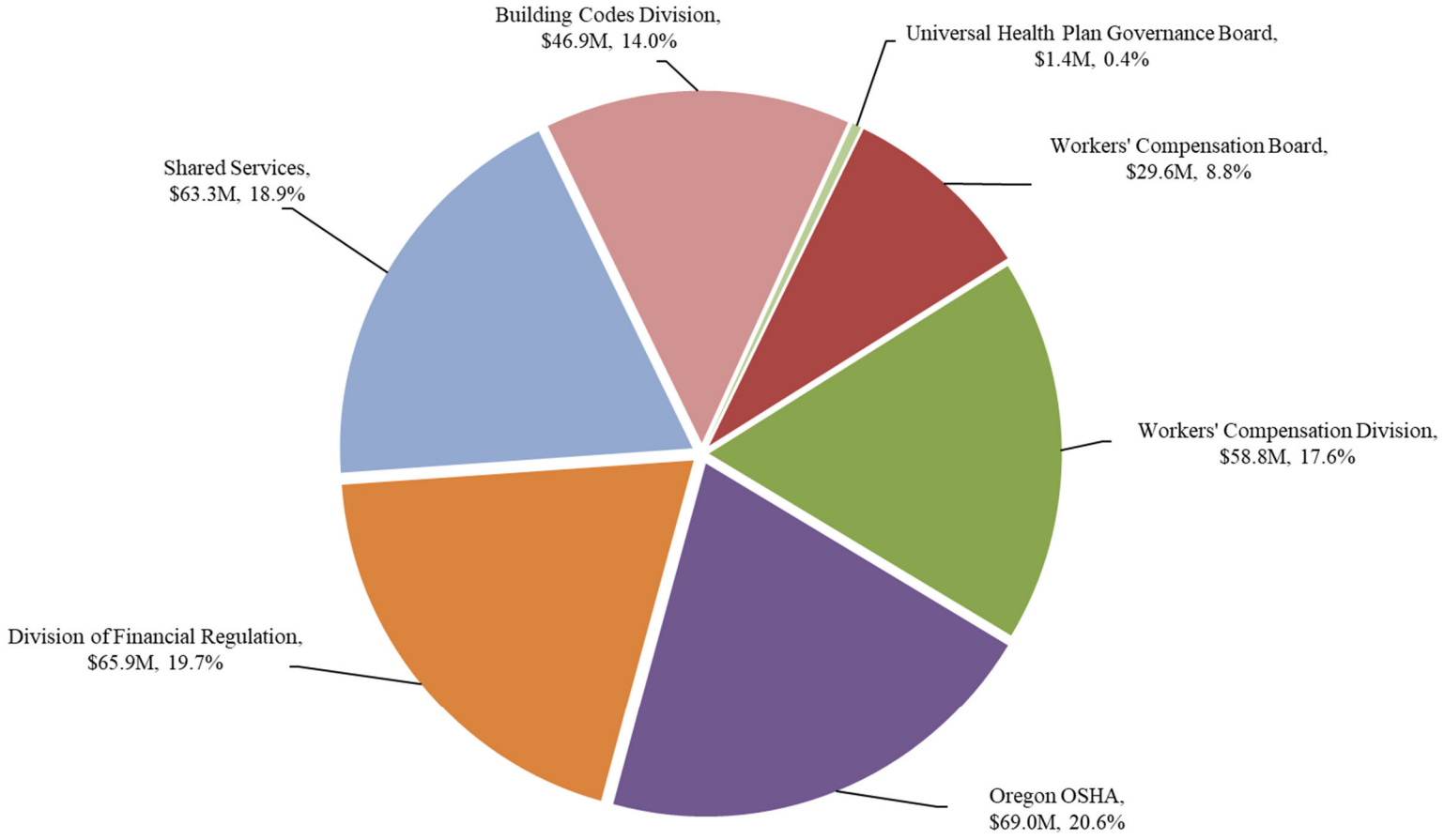

DCBS Total Budget by Category
$756.1 Million

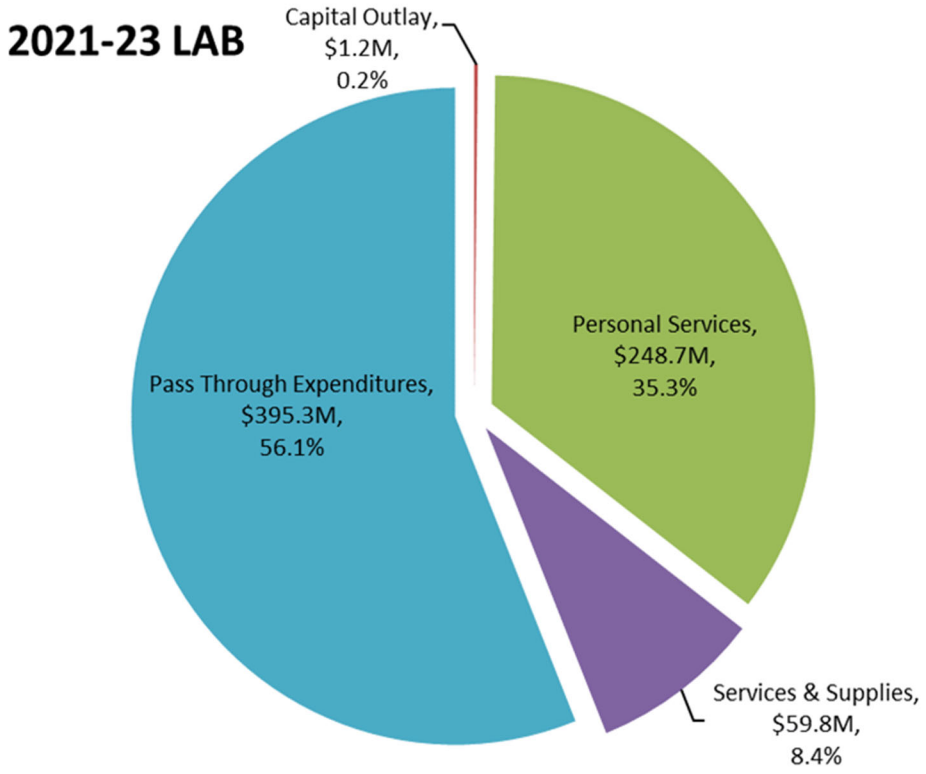

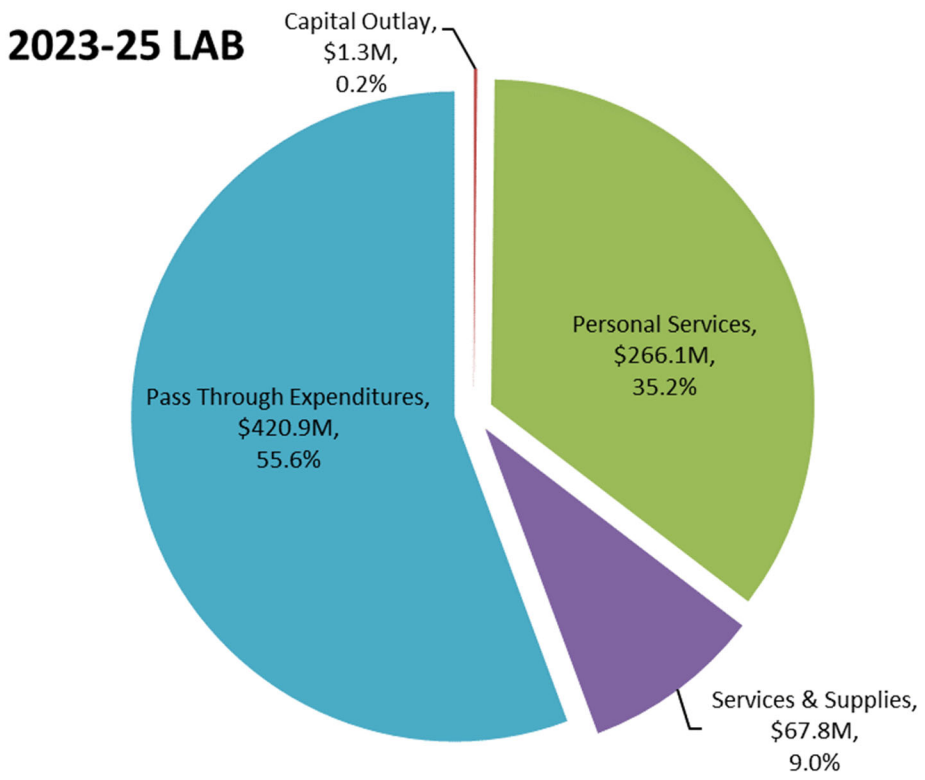

Mission

To protect and serve Oregon's consumers and workers while supporting a positive business climate.

Program	Statute	Rules
DCBS, General	ORS 705	OAR 440
Building Codes	ORS 446, 447, 455, 460, 479, 480, 693	OAR 918
Division of Financial Regulation	ORS 59, 86A, 97, 446, 645, 646, 646A, 650, 697, 705, 706, 707, 708A, 713, 714, 715, 716, 717, 723, 725, 725A, 726, 731, 732, 733, 734, 735, 737, 742, 743, 743A, 743B, 744, 746, 748, 750, & 752	OAR 441, 836, & 925
Oregon OSHA	ORS 654 and 656	OAR 437
Workers' Compensation Board	ORS 656	OAR 438
Workers' Compensation Division	ORS 656	OAR 436

Statutory Authority

The Department of Consumer and Business Services is Oregon's largest business regulatory and consumer protection agency. The department administers state laws and rules to protect consumers and workers in the areas of workers' compensation, occupational safety and health, financial services, insurance, and building codes.

DCBS staff members are committed to carrying out the department's statutory responsibilities and fulfilling our mission and goals in a manner that serves the needs of both the public and the businesses and professionals we regulate.

We value:

- Respect
- Integrity
- Service
- Excellence

Additionally, we recognize the importance of diversity and inclusion, expertise, personal responsibility, collaboration, effectiveness, accountability, customer service, and effective communication in accomplishing our mission.

Long-term Plan

DCBS has three fundamental goals to advance its mission for the next three years and beyond:

- Protect consumers and workers in Oregon.
- Regulate in a manner that supports a positive business climate.
- Be accountable to the public we serve, with excellent service to our customers.

Strategies to achieve these goals:

- We will seek input from stakeholders, including traditionally underserved and underrepresented communities, and the public

to identify areas of greatest concern to consumers, workers, and the businesses we regulate.

- We will focus our efforts on improving outcomes for consumers and workers.
- We will structure our regulatory programs to impose the minimum burden on regulated businesses consistent with achieving the desired outcomes.
- We will promote choices and access for Oregon consumers and businesses by supporting the success of industries in the economic sectors we regulate.
- We will use a variety of approaches (regulation, enforcement, education, consultation, direct service delivery, etc.) in the most appropriate combinations to achieve results.
- We will use technology and other tools to exchange information easily and conduct business.
- We will measure results achieved by our programs and approaches and re-evaluate the programs and approaches to find further improvements.
- We will continually improve our cost-effectiveness and ensure that our services provide value to consumers, workers, and businesses.
- We will evaluate, develop, and maintain appropriate levels of human, organizational, financial, and other resources necessary to carry out our responsibilities.
- We will continue to improve the organizational culture and employee engagement of the agency.

Two-Year Plan

Workers' Compensation Division
ORS 656; OAR 436

- Initiate the first project to establish the core systems foundation that will support modernization projects for the next 10 years.
- Continue to expand outreach to preferred workers and collaborate with employers to further the goals of the return-to-work programs.
- Prioritize industry requests for training using a cross-divisional team dedicated to external education.
- Continue implementing a business intelligence software and data system to support outcome-focused decision making.
- Modify the noncomplying employer penalty structure to make penalty amounts more commensurate with violations, including rule changes, if necessary.
- Expand remote and hybrid work opportunities to encourage diversity and talent when filling positions.
- Continue efforts to provide resources and services for underserved and underrepresented communities.

Funding Source: Workers' compensation premium assessment, Workers' Benefit Fund assessment, fines, and investment income.

Oregon Occupational Safety and Health Division
ORS 654, 656; OAR 437

- Continue to maintain one of the highest enforcement presences in the nation.
- Maintain a strong workplace presence in relation to on-site consultation.
- Target educational, collaborative, and enforcement efforts to high-hazard industries and occupations, and small employers.

- Focus education and outreach on protecting particularly vulnerable and hard-to-reach worker populations. This includes continuing to expand the successes of the Spanish-language conference by growing the attendance and expanding location service areas.
- Continue to intentionally engage with historically underrepresented communities through tailored content delivery, intentional solicitation of feedback, and actively partnering with community organizations.
- Ensure that enforcement is used effectively as a tool to promote compliance, both before and after a particular workplace has been inspected.
- Increase employer and employee access to safety and health training through improved use of technology.
- Improve employer access and understanding of safety and health standards or rules by providing more online tools, writing rules more clearly, and using common industry terminology.
- Continue to establish and maintain strong partnerships to help leverage resources and communicate the importance of safety and health in the workplace.
- Continue to award the Workers' Memorial Scholarship following the passage of Senate Bill 93, which increased the Workers' Memorial Fund.
- Move forward with selected high-priority projects we identified from Action 2025.
- Pursue – through legislation – protecting identifiable information for employees who participate in an inspection.
- Renew stakeholder relationships that have been affected by the pandemic.
- Provide training and resource materials to support employers on implementation of new safety and health rules, including rules related to excessive heat and wildfire smoke.

Funding Source: Workers' compensation premium assessment, fines, federal funds spent as other funds, and investment income.

Building Codes Division
ORS 446, 447, 455, 460, 479, 480, 693; OAR 918

- Support economic growth and consistent code application by responding quickly to the needs of local governments and businesses for code interpretation, dispute resolution, and inspection services.
- Continue working with partners to progress development of highly energy-efficient building codes, meeting the requirements of Executive Orders 17-20 and 20-04.
- Continue to develop in-house expertise and partnerships with city and county governments to help them provide building inspection services.
- Continue implementing a comprehensive ePermitting program that supports the needs of local governments.
- Expand virtual inspection pilots to determine how to use the technology in the most cost-effective way.
- Streamline targeted minor work inspections by expanding the minor permit label program to include certain mechanical installations.
- Continue to develop a mobile application to expand the ability of customers to purchase permits and schedule inspections from the jobsite or wherever customers are located.
- Continue to enforce the statewide code by providing training and support to local jurisdictions and building officials so contractors

can rely on having the code applied in a consistent and predictable manner throughout the state.
- Help maintain a highly trained and efficient building inspector workforce by aligning inspector certification requirements with the changing needs of the construction industry and delivering training to new inspectors located throughout the state. This statewide approach to training helps ensure all local jurisdictions have access to qualified inspectors.
- Reinstitute in-person and on-site inspector training to supplement online classes and trainings.
- Maintain relationships with local governments to help facilitate job placement for building inspector trainees.
- Expand web-based continuing education program opportunities for inspectors, planners, designers, and contractors to keep the Oregon construction industry up to date on code requirements.
- Expand education and outreach activities to bring more diverse voices to the table, provide materials in additional languages, and deliver needed services to underserved communities.
- Continue to provide excellent customer service to contractors, building owners, and local jurisdictions by maintaining subject matter expertise on code requirements, and making those code experts available to timely and effectively respond to questions and facilitate dispute resolution.

Funding Source: Permit, surcharge, inspection, and license fees; federal funds spent as other funds; fines; and investment income.

Division of Financial Regulation
ORS 59, 86A, 97, 446, 645, 646, 646A, 650, 697, 705, 706, 707, 708A, 713, 714, 715, 716, 717, 723, 725, 725A, 726, 731, 732, 733, 734, 735, 737, 742, 743, 743A, 743B, 744, 746, 748, 750 and 752; OAR 441, 836, and 925

- Implement new examination for debt buyers and routine examinations for money transmitters, student loan servicers, and check cashers.
- Use funds from regulatory settlement agreements to sponsor financial empowerment work conducted by nonprofit organizations that serve underserved communities. This will expand DFR's network of partner organizations to better reach communities of color, youth, seniors, migrants, immigrants, people with disabilities, and other underserved communities.
- Further implement the State Examiner System (SES) for mortgage examinations to move toward uniformity in examinations and streamline the examination process for licensed companies.
- Continue with outreach campaigns to address the most relevant topics, such as wildfire preparedness, and respond quickly to catastrophic events that require specific and targeted outreach.
- Implement the Baseline Cybersecurity Exam developed by CSBS to combat the growing threat of cyber attacks in the financial system.
- Enhance the compliance and enforcement programs to have a stronger market intelligence focus that serves as an early warning system and allows swifter action to protect Oregon consumers.
- Continue the Oregon Reinsurance Program to help the health insurance industry keep individual health plan premium rates lower than if the program did not exist. The program operates like a traditional reinsurance plan by reimbursing qualifying individual health insurers for a percentage of an enrollee's claims between an attachment point and a cap.
- Continue to scrutinize health insurance rates and offer public hearing opportunities for Oregonians to engage in the health insurance rate review process through the Product Regulation

unit. Continued rate review efforts will help the department work toward market stability and ensuring Oregonians across the state have access to health insurance coverage.

- Continue to review health benefit plans to ensure coverage of essential health benefits and health mandates. Review efforts for 2023-25 will include continued efforts for ensuring compliance with the Reproductive Equity Act (House Bill 3391 – 2018); coverage of mental health services; and a focus on nondiscrimination in health plan design.
- Continue to obtain restitution and recoveries for consumers through aggressive and timely enforcement actions.
- Continue to increase investigations of financial elder abuse and provide training to the securities industry on the reporting requirements and provide resources to law enforcement and other state agencies in investigating and prosecuting financial elder abuse.
- Investigate and take enforcement action against companies and other people offering and selling miscellaneous insurance products that do not comply with Oregon law, including alternative health products that are not compliant with the Affordable Care Act and related Oregon law.
- Take enforcement action against prescription drug manufacturers failing to comply with the reporting requirements under the Prescription Drug Price Transparency Reporting Act, HB 4005 (2018).
- Take enforcement action against insurers for failing to comply with the requirements of the Reproductive Health Equity Act, HB 3391 (2017).
- Work closely with consumer advocacy organizations, medical providers, and insurers to develop and implement state standards around health care network adequacy, improve cost transparency, and achieve a sustainable health insurance market in Oregon.
- Continue administration of the Oregon Reinsurance Program to help stabilize the individual health insurance market.
- Continue to develop and strengthen relationships with licensees and consumer advocacy organizations in all aspects of the businesses we regulate – from insurance to consumer finance – to help the department implement comprehensive and effective rules and policies.
- Enhance our supervision and oversight of financial and insurance institutions to leverage best practices across industries, anticipate and adapt to innovations in the market, and strategically address emerging products and issues to promote innovation without compromising consumer protection.
- Help Oregonians who need help with financial or insurance products through the division's outreach and education program by producing/publishing outreach material in multiple languages.
- Combine individual program complaint filing processes and develop an improved website that takes a holistic view of educating consumers about the financial industry.
- Strengthen our relationship with other agencies engaged in similar work.
- Increase the information provided on drug prices paid by consumers and percentage of manufacturer compliance with drug price transparency registration and reporting. Make more data from manufacturer reports available on drug price transparency website and continue to improve reporting capabilities and data collection.
- Prescription Drug Affordability Board: Develop rules to conduct affordability reviews and manufacturer fee development. Conduct affordability reviews, study the pharmaceutical supply chain, and make recommendations to the legislature on ways to

Protect Oregonians and our health care system from the high cost of prescription drugs.

Funding Source: Assessments, fees, and charges for service and licensing, fines, workers' compensation premium assessments, federal grants, and investment income.

Workers' Compensation Board
ORS 656; OAR 438

- Expand the WCB online portal so more stakeholders can electronically transact business with the board. Perform a strategic analysis of the board's IT processes to streamline and more efficiently meet critical business needs.
- Explore opportunities to provide better access to justice to all communities in the state.
- Increase our focus on removing barriers to effective communication with diverse populations.
- Meet timeliness standards within the 95 percent range when setting new requests for hearings, resetting postponed cases, and issuing ALJ Opinion and Orders.
- Maintain timeliness standards for issuing board Orders on Review within 120 days of briefing completion.
- Maintain a high affirmation rate of board orders at the Court of Appeals.
- Resolve Oregon OSHA disputes in a timely and efficient manner.

Funding Source: Workers' compensation premium assessment, Workers' Benefit Fund assessment, arbitration fees, and investment income.

Ombuds Office for Oregon Workers
ORS 656.709

- Conduct outreach to workers and stakeholders to increase awareness of the services the office provides, especially the additional services of workplace health and safety.
- Ensure that workers who need help have access to the office's services, regardless of language, disability, or other potential barriers.
- Provide feedback to the DCBS director and governor on improvements to Oregon OSHA.

Small Business Ombudsman
ORS 656.709

- Increase awareness of the ombudsman's services by working with small-business development centers, trade groups, small-business fairs, state agencies, and employer groups that engage small businesses.
- Provide excellent service by returning all calls within 24 hours and helping businesses of all sizes with workers' compensation insurance issues.
- Work with carriers that service the Oregon assigned risk plan to provide consistent and effective service to our policyholders.

Funding Source: The ombuds offices are funded by the workers' compensation premium assessment, Workers' Benefit Fund assessment, and investment income.

Environmental Factors and Related Initiatives

The Economy

The condition of the economy has a significant effect on the DCBS budget and the workload for many program areas. Other funds revenue sources are directly tied to changes in the economy. As the economy grows, the demand for many of the department's services increases. In March 2022, Oregon's seasonally adjusted unemployment rate was 3.8 percent, the lowest rate since before the COVID-19 pandemic-induced recession two years ago, in March 2020, when it was 3.5 percent.

With the COVID-19 pandemic, unemployment in Oregon peaked in April 2020 at a seasonally adjusted rate of 13.3 percent and remained above 10 percent for the following two months.

COVID-19 pandemic

The COVID-19 pandemic affected DCBS divisions in different ways. Oregon OSHA's workload increased due to investigations of COVID-19-related health and safety complaints against employers. In 2020-21, the division received and responded to more than 35,000 complaints, eight times the normal volume. Of the complaints received, more than 28,000 were related to COVID-19.

The pandemic also affected the workers' compensation system, which DCBS regulates. The Workers' Compensation Division handled an increased workload due to responding to questions about processing workers' compensation claims, including claims related to COVID-19 exposure, under existing law. The Workers' Compensation Board conducted telephonic and video hearings and mediations and consulted with Oregon OSHA to reconfigure all hearing locations to ensure in-person proceedings were safe when they returned.

The Division of Financial Regulation secured an agreement with several health insurers to waive co-pays, co-insurance, and deductibles for COVID-19 testing and treatment. The division also reviewed 238 premium rate filing changes and reviewed and approved 590 form filing changes as a result of the effect of COVID-19.

The Building Codes Division continued to provide essential services, such as permitting, plan review, inspections, enforcement, and licensing, while the main office was temporarily closed.

For all divisions – and the agency as a whole – the recurring theme was a remote hybrid work environment in responding to the state of emergency and following Gov. Kate Brown's Executive Order 20-12, all while ensuring continued services to stakeholders.

More information about the divisions' response to the pandemic is available in each division's entry.

The agency also launched and ran the COVID-19 Temporary Paid Leave Program (also known as Quarantine Time Loss Program). The program helped people who worked in Oregon and needed to quarantine or isolate due to COVID-19 exposure, but did not have access to COVID-19-related paid sick leave. DCBS collaborated on the program with the Oregon Department of Revenue and the Oregon Health Authority. The program distributed nearly $25 million to more than 25,000 Oregonians, many of whom shared that they would not have been able to pay bills, provide food for their families, or pay for housing without the help. The program accepted applications from Sept. 16, 2020, through June 30, 2021.

Health Insurance and Health Reform

Reforms to Oregon's commercial health insurance market have provided more access and choices to Oregonians. In recent years, Oregon has seen dramatic progress toward reducing the uninsured rate; now, about 94 percent of Oregonians have health insurance coverage. Costs for health insurance premiums have also increased. These have had a significant effect on the department. Key areas include:

Oregon Reinsurance Program
The Division of Financial Regulation continued to manage the Oregon Reinsurance Program. The program spreads the risk of high-cost claims among all insurance companies to steady the individual health market, helping to keep individual health plan premium rates lower than if the program did not exist.

Oregon Drug Price Transparency Program
The division continued to manage the Oregon Drug Price Transparency Program, which House Bill 4005 (2018) established. The program increases transparency on prescription drug costs and prices from pharmaceutical manufacturers, gathers information from health insurance companies on prescription drugs, and provides consumers a way to notify the department on a prescription drug price increase. The program is one of the most comprehensive programs in the nation.

With the information reported to the program, the division is learning several things about prescription drugs, such as how the U.S. list price compares to prices in other countries, drugs that are the most costly for health insurers, and what drugs are of most concern to Oregonians.

The Prescription Drug Affordability Board was established by Senate Bill 844 (2021). The board will study the entire prescription drug distribution and payment system in Oregon and polices adopted by other states and countries that are designed to lower the list price of prescription drugs.

Rate filings and review
One way the Division of Financial Regulation carries out its mission is through the prospective review and approval of premium rates for heath benefit plans sold to individuals and small businesses.
Health insurance rates are an estimate of future expenses, including medical and prescription drug claims costs and administrative expenses. These estimates are based on historical data and forecasts of future trends. By law, premium rates must be adequate to cover claims cost, but may not be excessive or unfairly discriminatory.
The division approved modest rate increases for 2022 plans to ensure consumers could count on the coverage they purchased. During its annual rate review process, the division continues to ensure rates are actuarially sound, meaning they adequately cover costs without being too high or too low.

To keep consumers better informed, the division posts rate information online so consumers can look up a health insurance rate request and comment online. The division also broadcasts small group and individual health insurance rate hearings so consumers could watch live or view them later from a computer.

Consumer outreach and assistance
With more Oregonians obtaining health insurance for the first time in recent years, the Division of Financial Regulation's consumer advocacy unit is receiving an increased number of inquiries and complaints. Consumers have questions about areas such as preferred

provider networks, deductibles, cost sharing, balance billing, claim delay, and claim denial.

Cost and quality initiatives
The Division of Financial Regulation is heavily involved in statewide efforts to transform the health care system. One area of focus is informing the public about cost drivers in the health care system. The division publishes cost and quality metrics for insurance companies during the rate review process. These efforts will continue in the 2023-25 biennium.

Emerging Issues in Building Codes

The building codes industry continues to face issues regarding an inspector workforce shortage, flexibility in building inspection program operations, and continuity in Building Codes Division operations. Some emerging issues include:

Transforming the building inspection workforce. Oregon is experiencing an inspector workforce shortage. Finding new inspectors with the necessary skills to take advantage of new technology and training is challenging, especially in rural areas.

- BCD continues to develop and expand its ability to provide relevant training to a wide range of students to grow and diversify the pool of certified inspectors. This includes offering specialized "light commercial" training courses, with the implementation of SB 866 (2021).
- BCD is using new technology and delivery methods to effectively provide its training classes to students located in both urban and rural areas of the state.
- BCD is expanding advertisement and outreach to communities that have been traditionally underserved.

Providing leadership and creating flexibility in building inspection program operations. COVID-19 presented challenges across Oregon and has required flexibility for operations to deliver services for customers and meet the needs of communities across the state.

BCD is transitioning its existing workforce to a hybrid work environment and using the lessons from COVID-19 to deliver services in new ways. It is also providing leadership on running a solution-oriented and coordinated building department that meets the needs of customers and communities. The nimble and flexible approach includes accounting for the following:

- Using technology to maximize BCD and local government resources. BCD provides permitting software and applications for plan review and inspections to local governments. This includes providing a platform to conduct virtual inspections.
- Prioritizing downtown revitalization and adaptive reuse projects, particularly in rural Oregon, by emphasizing the flexible tools in the code and appointing a liaison for downtown revitalization projects to ensure coordinated service from pre-plan review to final inspection.
- Providing flexibility and resources as needed throughout the state helps the construction industry and local governments with their needs during peak construction times and for when a community is recovering from a natural disaster. Traditionally, the construction industry has been a leading economic indicator, meaning any economic downturns can affect the construction industry before they are felt throughout the wider economy, and the recovery for the construction industry can lag behind other sectors. The construction industry generates the majority of BCD's revenue, and the fees are dedicated to the program areas that generate the revenue.

- During the previous recession, BCD lost many positions and was forced to align personnel and business practices with decreased revenue streams. During the recovery, BCD maintained its reduced level of staffing while faced with increased demand for services from local governments. BCD continues operating at minimum required staffing levels, yet has to provide its statutorily required services during an economic downturn, creating a challenge for nimble service delivery in the face of economic and natural disasters.

Legislative issues. BCD actively works to resolve emerging issues within existing statutory authority, but the following reflects high-level emerging legislative issues:

- Energy efficiency: BCD is working to implement the directives in Executive Order 20-04, as well as the remaining directives from Executive Order 17-20, on the timelines provided by the Governor's Office. These orders establish energy efficiency goals to be reached through code adoption. Recent legislation created the Resilient Efficient Buildings Task Force to identify and evaluate policies related to building codes and building decarbonization for new and existing buildings to enable the state to meet its greenhouse gas emission reduction goals. The task force will explore options related to developing optional energy efficiency code standards.
- Wildfire risk: The legislature has identified wildfire risk as a topic of concern. Through implementation of Senate Bill 762 (2021), BCD is working with stakeholders and local governments to adopt code standards for wildfire mitigation in areas that are considered a high risk for wildfires. BCD has partnered with Oregon State University to provide an online tool that will help local governments and property owners identify what wildfire mitigation standards apply to their property.
- Technology: House Bill 2415 (2021) requires BCD to develop minimum standards for permitting and plan review software used by local governments. BCD provides ePermitting software to all local governments free of charge. Under the bill, by 2025, local governments will need to have a system that meets minimum standards or join ePermitting. This work provides an opportunity to bring together stakeholders and local governments to determine how to best provide timely and effective inspection and plan review services using technology, including exploration of virtual inspection tools.

Aging of the Population – and the Workforce

The elderly population continues to grow at a faster pace than Oregon's overall population as a result of the baby boomer generation.

As the population ages, the need for retirement-related financial options also increases. Many of these options also raise the potential for abuse, as the senior population tends to be vulnerable to aggressive sales techniques and to fraud in areas such as reverse mortgages, annuities, Medicare, and other investment and insurance products targeted to seniors. DCBS has increased education, outreach, and enforcement in these areas and continues to focus on this issue. Investment advisor representatives and securities salespeople are now mandatory reporters of suspected financial elder abuse. The Division of Financial Regulation is continuing to provide training to the securities industry and provide resources, in collaboration with the Department of Human Services, to law enforcement to combat financial elder abuse.

The aging population also affects workers' compensation outcomes. Even though older and more experienced workers tend to have lower injury rates, the higher potential for cumulative trauma claims, the slower healing ability of older workers, and the potential presence of other health conditions all make this group potentially more challenging to return to appropriate work after injury. Therefore, Oregon's unique return-to-work programs remain a critical service as we move into the next decade.

Another challenge of the aging population is a high number of building inspectors planning to retire. The Building Codes Division provided training and education to about 900 students per year across 12 different certifications to help address the statewide building inspector shortage and increase the skilled workforce available to local jurisdictions.

Finally, the aging of the population affects the DCBS workforce, as well. As more experienced workers retire, the department must have the ability to attract and retain new workers to public service.

Criteria for 2023-25 Budget Development

The DCBS budget is based on the following criteria:

Protect consumers and workers while supporting a positive business climate.
Maintain programs and services at reasonable financial cost to regulated entities, consistent with achieving the agency's mission.
Support department goals and initiatives to improve service and achieve core program purposes.Assist regulated industries' efforts to achieve compliance and increase public access to information through electronic data interchange and electronic commerce.
Upgrade information systems to allow efficient service delivery and data management.
Maintain adequate program levels to ensure regulatory stability and consumer protection.

Community Engagement

In 2021, the Oregon Legislature passed and Gov. Brown signed House Bill 2167 – the Racial Justice Council Codification bill. The approval of the bill is a historic step to racial equity. The bill directs state agencies to take racial equity considerations in their plans and actions to promote and practice social justice and fairness for underserved and underrepresented communities.

Our mission is to protect and serve Oregon's consumers and workers while supporting a positive business climate. As a regulatory agency, we know that one size does not fit all when it comes to community engagement. Despite the breadth of the DCBS mission, we have learned that interacting with communities is as individual as the communities with whom we interact.

When building collaborative relationships, we believe it is important to know a community's most urgent needs so they can be prioritized. To do this, we are committed to partner with well-respected community leaders, influencers, advocates, and organizations to gain an informed assessment of the community's needs and for a greater understanding of the issues the community faces. When possible, we also believe it is vital to use available demographic data.

Our engagement is intended to:

- Strengthen our accountability to all communities
- Enhance the delivery of DCBS services to underserved and underrepresented communities
- Empower local communities to be part of our decision making
- Build social cohesion with common causes and issues
- Improve the effectiveness of public services in tune with underserved people's needs (e.g., agricultural housing)
- Create more collective action with underserved and underrepresented communities and community organizations
- Continue to empower underserved and underrepresented communities to have a platform and the chance to speak in their own voices

Each community needs individualized approaches that include listening and shared values. We know that we may not get things correct the first time, but are committed to keep going back and doing better. Due to the nature of our regulatory business, not all programs allow public participation in our decisions; however, we strive to promote positive relationships between the divisions and all of Oregon's communities.

Agency Process Improvement Efforts

DCBS continually looks for opportunities to save costs and gain efficiencies. Examples in the 2023-25 biennium include:

Strategic plan. DCBS is refreshing the agency's strategic plan. This comprehensive document incorporates the foundation, goals, objectives, and strategies for the department's progress over the next three to five years. This work includes all the functions of DCBS, including worker protection, consumer protection, building safety, and shared services.

Outcomes-based management. DCBS programs track their performance and develop a greater understanding of their mission, goals, and processes. The outcomes from our management system are directly related to the agency goals of protecting consumers and workers, invigorating our core operations, empowering our employees, and strengthening our partnerships.

Performance management. Each quarter, DCBS programs report on a series of performance measures to the department's Executive Team. The measures include the department's key performance measures (KPMs), as well as a number of additional metrics that show how well the program is performing in areas such as timeliness, service delivery, and customer outcomes. If a program is performing below the target, it must report the steps it is taking to improve performance. Some of these additional metrics have been changed in order to better track the agency's performance.

2023-25 Process Improvement Plan

In 2023-25, the department will continue process improvement efforts and identify new opportunities. Examples include the following:

Continue to track and report performance measures on a quarterly basis. Implement action plans for measures that are not performing at target, using a problem-solving model.
Continue to implement an electronic records management tool to eliminate paper and manage records more effectively.
Continue to evaluate and ensure that the key performance measures are accurate and reflect the work that DCBS produces.

Implement cross-divisional standards and best practices for accounts receivable unification processes through breakthrough efforts. Create process improvement teams to work towards cascading the process improvement efforts to more employees throughout the department.

Information technology strategy

DCBS strives to be a high-performance agency through its efforts to provide the best service to Oregonians, offer meaningful and timely public information, and achieve effective regulation. To accomplish that, the department's programs depend on high-quality information technology (IT). In addition to helping DCBS achieve its mission and goals, information technology provides the opportunity for the department to be more responsive, effective, efficient, and productive.

The department has strong IT planning and project management processes to ensure IT plans and projects are closely aligned with DCBS business needs and completed on time and within budget. Through ongoing collaboration with all DCBS business areas and the Oregon State Enterprise Information Services office, the department creates the project portfolio and project priorities using the strategic business plans. The key drivers for projects in the portfolio are effective customer service, regulatory streamlining, decision support, appropriate information security, reasonable total cost of ownership, and continuous process improvements.

DCBS uses a centralized application delivery approach to give users access to applications. This improves remote access, security, and extends the life of the department's desktop and mobile computers.

2021-23 Accomplishments

- Completed 11 IT system development projects:
  - Timex Conversion Project
  - Oracle Database Software Upgrade Project
  - House Bill 2658 60-day Price Increase Notification Project (additions to the Drug Pricing Transparency program)
  - Uniface Upgrade 9.7 to 10.3 Project
  - Drug Pricing Transparency Project (initial Drug Pricing Transparency program)
  - Access Control Conversion Project
  - Quarantine Time Loss (QTLP) Project
  - Senate Bill 763 Pharmaceutical Representative Licensing and Reporting Project (additions to the Drug Pricing Transparency program)
  - License 2000 (L2K) Upgrade to MyLicense Office Project
  - Workers' Compensation Web Portal Electronic Document Submission Project
  - Workers' Compensation Board Actuate to SQL Reporting Services (SSRS) Conversion Project
- Continued work in compliance with the Open Data Initiative coordinated by the state's chief data officer.
- Completed the annual Survey of Occupational Injuries and Illnesses (SOII).
- Moved DCBS employees to state-owned equipment for remote work.
- Facilitated the move of the Oregon Health Insurance Marketplace to the Oregon Health Authority.
- Replaced the DCBS web proxy with a cloud-based solution to remain on a supportable product and increase performance and web security.

Major information technology initiatives

In 2023-25, the department will focus on information technology that supports these business initiatives:

- Continue to work with the Workers' Compensation Division to replace its aging workers' compensation claims system. The division plans to continue its work and launch a request for proposal (RFP) effort to identify a technology vendor for the core system solution.

- Continue to expand the use of the state Microsoft cloud environment and services.
- Ensure that all DCBS Windows computing devices are running Windows 11 by the end of the first quarter of 2025.
- Continue to provide Oregon municipal and regional building departments and the state's construction industry with tools to streamline permitting processes through the continued expansion of the statewide electronic permitting program.
- Continue to make it easier for businesses to work with DCBS by expanding electronic application and renewal processes for professional licensees, and developing online systems for businesses to submit assessments, reports, and data to the department.
- Continue to improve the functionality of electronic services for consumers, such as filing complaints and submitting public comments online.
- Improve consumer and worker protection by enhancing the use of information and key indicators to target the department's actions, including inspections, audits, education, and consultation.
- Continue to consolidate or update outdated or unsupported IT platforms or applications to supported solutions.
- Continue to protect customers' sensitive information from misuse by remediating security audit findings (2021 Secretary of State cybersecurity audit) and following data and information security policies and practices, including improvement of operational documentation, authentication, secure coding practices, and the use of enterprise security tools and services.
- Continue to improve DCBS operational security through collaboration with the state's Cybersecurity Services office, use of an executive cybersecurity steering committee, and increased and ongoing staff-focused security and privacy awareness and training.
- Continue to improve operational efficiency and effectiveness.
- Continue to build staff skills and abilities, and facilitate the recruitment of qualified staff members through knowledge and skills training, job rotations, mentoring, internships, and leadership training and academies.

Summary of 2023-25 Biennium Budget

Consumer and Business Svcs, Dept of **Leg. Adopted Budget**
Consumer and Business Svcs, Dept of **Cross Reference Number: 44000-000-00-00-00000**
2023-25 Biennium

Description	Positions	Full-Time Equivalent (FTE)	ALL FUNDS	General Fund	Lottery Funds	Other Funds	Federal Funds	Nonlimited Other Funds	Nonlimited Federal Funds
2021-23 Leg Adopted Budget	950	941.15	685,106,184	12,464,196	-	382,343,491	118,285,014	172,013,483	-
2021-23 Emergency Boards	-	-	12,047,338	92,912	-	8,308,824	3,645,602	-	-
2021-23 Leg Approved Budget	**950**	**941.15**	**697,153,522**	**12,557,108**	**-**	**390,652,315**	121,930,616	**172,013,483**	**-**
2023-25 Base Budget Adjustments									
Net Cost of Position Actions									
Administrative Biennialized E-Board, Phase-Out	1	7.85	13,337,823	880,225	-	12,256,296	201,302	-	-
Estimated Cost of Merit Increase			-	-	-	-	-	-	-
Base Debt Service Adjustment			-	-	-	-	-	-	-
Base Nonlimited Adjustment			13,999,161	-	-	-	-	13,999,161	-
Capital Construction			-	-	-	-	-	-	-
Subtotal 2023-25 Base Budget	**951**	**949.00**	**724,490,506**	**13,437,333**	**-**	**402,908,611**	122,131,918	**186,012,644**	**-**
Essential Packages									
010 - Non-PICS Pers Svc/Vacancy Factor									
Vacancy Factor (Increase)/Decrease	-	-	(749,189)	-	-	(646,002)	(103,187)	-	-
Non-PICS Personal Service Increase/(Decrease)	-	-	37,819	85,729	-	8,440	(56,350)	-	-
Subtotal	**-**	**-**	**(711,370)**	**85,729**	**-**	**(637,562)**	(159,537)	**-**	**-**
020 - Phase In / Out Pgm & One-time Cost									
021 - Phase-in	-	-	347,680	-	-	35,080	312,600	-	-
022 - Phase-out Pgm & One-time Costs	(1)	(1.00)	(224,007,342)	(10,703,917)	-	(105,991,842)	(107,311,583)	-	-
Subtotal	**(1)**	**(1.00)**	**(223,659,662)**	**(10,703,917)**	**-**	**(105,956,762)**	(106,998,983)	**-**	**-**
030 - Inflation & Price List Adjustments									
Cost of Goods & Services Increase/(Decrease)	-	-	3,510,906	84,982	-	3,417,983	7,941	-	-
State Gov"t & Services Charges Increase/(Decrease)			2,042,005	-	-	2,042,005	-	-	-

Consumer and Business Svcs, Dept of
Consumer and Business Svcs, Dept of
2023-25 Biennium

Leg. Adopted Budget
Cross Reference Number: 44000-000-00-00-00000

Description	*Positions*	*Full-Time Equivalent (FTE)*	*ALL FUNDS*	*General Fund*	*Lottery Funds*	*Other Funds*	*Federal Funds*	*Nonlimited Other Funds*	*Nonlimited Federal Funds*
Subtotal	**-**	**-**	**5,552,911**	**84,982**	**-**	**5,459,988**	7,941	**-**	**-**
040 - Mandated Caseload									
040 - Mandated Caseload	-	-	-	-	-	-	-	-	-
050 - Fundshifts and Revenue Reductions									
050 - Fundshifts	-	-	-	(2,826,151)	-	2,826,151	-	-	-
060 - Technical Adjustments									
060 - Technical Adjustments	-	-	-	-	-	-	-	-	-
Subtotal: 2023-25 Current Service Level	**950**	**948.00**	**505,672,385**	**77,976**	**-**	**304,600,426**	14,981,339	**186,012,644**	**-**

Consumer and Business Svcs, Dept of
Consumer and Business Svcs, Dept of
2023-25 Biennium

Leg. Adopted Budget
Cross Reference Number: 44000-000-00-00-00000

Description	Positions	Full-Time Equivalent (FTE)	ALL FUNDS	General Fund	Lottery Funds	Other Funds	Federal Funds	Nonlimited Other Funds	Nonlimited Federal Funds
Subtotal: 2023-25 Current Service Level	**950**	**948.00**	**505,672,385**	**77,976**	**-**	**304,600,426**	14,981,339	**186,012,644**	**-**
070 - Revenue Reductions/Shortfall									
070 - Revenue Shortfalls	(8)	(8.00)	(2,929,522)	-	-	(2,896,565)	(32,957)	-	-
Modified 2023-25 Current Service Level	**942**	**940.00**	**502,742,863**	**77,976**	**-**	**301,703,861**	14,948,382	**186,012,644**	**-**
080 - E-Boards									
081 - June 2022 Emergency Board	-	-	-	-	-	-	-	-	-
Subtotal Emergency Board Packages	**-**	**-**	**-**	**-**	**-**	**-**	-	**-**	**-**
Policy Packages									
090 - Analyst Adjustments	-	-	-	(77,976)	-	77,976	-	-	-
091 - Additional Analyst Adjustments	-	-	-	-	-	-	-	-	-
092 - Statewide AG Adjustment	-	-	-	-	-	-	-	-	-
093 - Statewide Adjustment DAS Chgs	-	-	-	-	-	-	-	-	-
801 - LFO Analyst Adjustments	-	-	-	-	-	(271,676)	271,676	-	-
802 - Vacant Position Reductions	(7)	(6.50)	(1,035,726)	-	-	(1,035,726)	-	-	-
810 - Statewide Adjustments	-	-	(1,913,446)	-	-	(1,913,255)	(191)	-	-
811 - Budget Reconciliation	-	-	6,300,000	6,300,000	-	-	-	-	-
813 - Policy Bills	7	6.20	12,591,783	6,442,576	-	6,149,207	-	-	-
816 - Capital Construction	-	-	-	-	-	-	-	-	-
101 - Workers' Compensation Modernization	3	2.50	6,576,981	-	-	6,576,981	-	-	-
102 - Oregon Reinsurance Program	-	-	221,920,000	-	-	101,844,586	120,075,414	-	-
103 - Information Systems Examiners	1	0.88	262,175	-	-	262,175	-	-	-
104 - Non-Depository Licensing	2	1.76	410,036	-	-	410,036	-	-	-
105 - Insurance Institutions Section	1	0.88	252,607	-	-	252,607	-	-	-

Consumer and Business Svcs, Dept of
Consumer and Business Svcs, Dept of
2023-25 Biennium

Leg. Adopted Budget
Cross Reference Number: 44000-000-00-00-00000

Description	*Positions*	*Full-Time Equivalent (FTE)*	*ALL FUNDS*	*General Fund*	*Lottery Funds*	*Other Funds*	*Federal Funds*	*Nonlimited Other Funds*	*Nonlimited Federal Funds*
106 - Prescription Drug Affordability Board	8	8.00	2,970,125	-	-	2,970,125	-	-	-
107 - Consumer Education Advocacy	3	2.64	695,825	-	-	695,825	-	-	-
108 - Community Engagement	1	0.88	665,074	-	-	665,074	-	-	-
109 - Agency-wide IT Service Desk	2	2.00	489,368	-	-	489,368	-	-	-
110 - Agency-wide IT Internal Security	4	3.01	821,959	-	-	821,959	-	-	-
112 - Agencywide Financial Services	1	1.00	333,501	-	-	333,501	-	-	-
114 - Workers' Compensation Board IT Support	1	0.88	234,688	-	-	234,688	-	-	-
115 - Agency-wide Data Modernization	2	1.76	439,538	-	-	439,538	-	-	-
116 - Information Technology & Research Workload	1	1.00	284,184	-	-	284,184	-	-	-
117 - Agency-wide IT Training	1	0.88	214,783	-	-	214,783	-	-	-
118 - Occupational Safety and Health Lab	-	-	799,891	-	-	799,891	-	-	-
Subtotal Policy Packages	**31**	**27.77**	**253,313,346**	**12,664,600**	**-**	**120,301,847**	120,346,899	**-**	**-**
Total 2023-25 Leg. Adopted Budget	**973**	**967.77**	**756,056,209**	**12,742,576**	**-**	**422,005,708**	135,295,281	**186,012,644**	**-**
Percentage Change From 2021-23 Leg Approved Budget	2.42%	2.83%	8.45%	1.48%	-	8.03%	10.96%	8.14%	-
Percentage Change From 2023-25 Current Service Level	2.42%	2.09%	49.52%	16,241.66%	-	38.54%	803.09%	-	-

Consumer and Business Svcs, Dept of
Workers Compensation NL Accts
2023-25 Biennium

Leg. Adopted Budget
Cross Reference Number: 44000-005-00-00-00000

Description	*Positions*	*Full-Time Equivalent (FTE)*	*ALL FUNDS*	*General Fund*	*Lottery Funds*	*Other Funds*	*Federal Funds*	*Nonlimited Other Funds*	*Nonlimited Federal Funds*
2021-23 Leg Adopted Budget	-	-	800,000	-	-	-	-	800,000	-
2021-23 Emergency Boards	-	-	-	-	-	-	-	-	-
2021-23 Leg Approved Budget	**-**	**-**	**800,000**	**-**	**-**	**-**	**-**	**800,000**	**-**
2023-25 Base Budget Adjustments									
Net Cost of Position Actions									
Administrative Biennialized E-Board, Phase-Out	-	-	-	-	-	-	-	-	-
Estimated Cost of Merit Increase			-	-	-	-	-	-	-
Base Debt Service Adjustment			-	-	-	-	-	-	-
Base Nonlimited Adjustment			-	-	-	-	-	-	-
Capital Construction			-	-	-	-	-	-	-
Subtotal 2023-25 Base Budget	**-**	**-**	**800,000**	**-**	**-**	**-**	**-**	**800,000**	**-**
020 - Phase In / Out Pgm & One-time Cost									
021 - Phase-in	-	-	-	-	-	-	-	-	-
022 - Phase-out Pgm & One-time Costs	-	-	-	-	-	-	-	-	-
Subtotal	**-**	**-**	**-**	**-**	**-**	**-**	**-**	**-**	**-**
040 - Mandated Caseload									
040 - Mandated Caseload	-	-	-	-	-	-	-	-	-
050 - Fundshifts and Revenue Reductions									
050 - Fundshifts	-	-	-	-	-	-	-	-	-
060 - Technical Adjustments									
060 - Technical Adjustments	-	-	-	-	-	-	-	-	-
Subtotal: 2023-25 Current Service Level	**-**	**-**	**800,000**	**-**	**-**	**-**	**-**	**800,000**	**-**

Consumer and Business Svcs, Dept of
Workers Compensation NL Accts
2023-25 Biennium

Leg. Adopted Budget
Cross Reference Number: 44000-005-00-00-00000

Description	Positions	Full-Time Equivalent (FTE)	ALL FUNDS	General Fund	Lottery Funds	Other Funds	Federal Funds	Nonlimited Other Funds	Nonlimited Federal Funds
Subtotal: 2023-25 Current Service Level	**-**	**-**	**800,000**	**-**	**-**	**-**	**-**	**800,000**	**-**
070 - Revenue Reductions/Shortfall									
070 - Revenue Shortfalls	-	-	-	-	-	-	-	-	-
Modified 2023-25 Current Service Level	**-**	**-**	**800,000**	**-**	**-**	**-**	**-**	**800,000**	**-**
080 - E-Boards									
081 - June 2022 Emergency Board	-	-	-	-	-	-	-	-	-
Subtotal Emergency Board Packages	**-**	**-**	**-**	**-**	**-**	**-**	**-**	**-**	**-**
Policy Packages									
090 - Analyst Adjustments	-	-	-	-	-	-	-	-	-
091 - Additional Analyst Adjustments	-	-	-	-	-	-	-	-	-
092 - Statewide AG Adjustment	-	-	-	-	-	-	-	-	-
093 - Statewide Adjustment DAS Chgs	-	-	-	-	-	-	-	-	-
801 - LFO Analyst Adjustments	-	-	-	-	-	-	-	-	-
802 - Vacant Position Reductions	-	-	-	-	-	-	-	-	-
810 - Statewide Adjustments	-	-	-	-	-	-	-	-	-
811 - Budget Reconciliation	-	-	-	-	-	-	-	-	-
813 - Policy Bills	-	-	-	-	-	-	-	-	-
816 - Capital Construction	-	-	-	-	-	-	-	-	-
101 - Workers' Compensation Modernization	-	-	-	-	-	-	-	-	-
102 - Oregon Reinsurance Program	-	-	-	-	-	-	-	-	-
103 - Information Systems Examiners	-	-	-	-	-	-	-	-	-
104 - Non-Depository Licensing	-	-	-	-	-	-	-	-	-
105 - Insurance Institutions Section	-	-	-	-	-	-	-	-	-

Consumer and Business Svcs, Dept of
Workers Compensation NL Accts
2023-25 Biennium

Leg. Adopted Budget
Cross Reference Number: 44000-005-00-00-00000

Description	Positions	Full-Time Equivalent (FTE)	ALL FUNDS	General Fund	Lottery Funds	Other Funds	Federal Funds	Nonlimited Other Funds	Nonlimited Federal Funds
106 - Prescription Drug Affordability Board	-	-	-	-	-	-	-	-	-
107 - Consumer Education Advocacy	-	-	-	-	-	-	-	-	-
108 - Community Engagement	-	-	-	-	-	-	-	-	-
109 - Agency-wide IT Service Desk	-	-	-	-	-	-	-	-	-
110 - Agency-wide IT Internal Security	-	-	-	-	-	-	-	-	-
112 - Agencywide Financial Services	-	-	-	-	-	-	-	-	-
114 - Workers' Compensation Board IT Support	-	-	-	-	-	-	-	-	-
115 - Agency-wide Data Modernization	-	-	-	-	-	-	-	-	-
116 - Information Technology & Research Workload	-	-	-	-	-	-	-	-	-
117 - Agency-wide IT Training	-	-	-	-	-	-	-	-	-
118 - Occupational Safety and Health Lab	-	-	-	-	-	-	-	-	-
Subtotal Policy Packages	**-**	**-**	**-**	**-**	**-**	**-**	**-**	**-**	**-**
Total 2023-25 Leg. Adopted Budget	**-**	**-**	**800,000**	**-**	**-**	**-**	**-**	**800,000**	**-**
Percentage Change From 2021-23 Leg Approved Budget	-	-	-	-	-	-	-	-	-
Percentage Change From 2023-25 Current Service Level	-	-	-	-	-	-	-	-	-

Consumer and Business Svcs, Dept of
Workers' Benefit Fund
2023-25 Biennium

Leg. Adopted Budget
Cross Reference Number: 44000-006-00-00-00000

Description	*Positions*	*Full-Time Equivalent (FTE)*	*ALL FUNDS*	*General Fund*	*Lottery Funds*	*Other Funds*	*Federal Funds*	*Nonlimited Other Funds*	*Nonlimited Federal Funds*
2021-23 Leg Adopted Budget	-	-	164,512,434	-	-	-	-	164,512,434	-
2021-23 Emergency Boards	-	-	-	-	-	-	-	-	-
2021-23 Leg Approved Budget	**-**	**-**	**164,512,434**	**-**	**-**	**-**	**-**	**164,512,434**	**-**
2023-25 Base Budget Adjustments									
Net Cost of Position Actions									
Administrative Biennialized E-Board, Phase-Out	-	-	-	-	-	-	-	-	-
Estimated Cost of Merit Increase			-	-	-	-	-	-	-
Base Debt Service Adjustment			-	-	-	-	-	-	-
Base Nonlimited Adjustment			16,400,000	-	-	-	-	16,400,000	-
Capital Construction			-	-	-	-	-	-	-
Subtotal 2023-25 Base Budget	**-**	**-**	**180,912,434**	**-**	**-**	**-**	**-**	**180,912,434**	**-**
020 - Phase In / Out Pgm & One-time Cost									
021 - Phase-in	-	-	-	-	-	-	-	-	-
022 - Phase-out Pgm & One-time Costs	-	-	-	-	-	-	-	-	-
Subtotal	**-**	**-**	**-**	**-**	**-**	**-**	**-**	**-**	**-**
040 - Mandated Caseload									
040 - Mandated Caseload	-	-	-	-	-	-	-	-	-
050 - Fundshifts and Revenue Reductions									
050 - Fundshifts	-	-	-	-	-	-	-	-	-
060 - Technical Adjustments									
060 - Technical Adjustments	-	-	-	-	-	-	-	-	-
Subtotal: 2023-25 Current Service Level	**-**	**-**	**180,912,434**	**-**	**-**	**-**	**-**	**180,912,434**	**-**

Consumer and Business Svcs, Dept of
Workers' Benefit Fund
2023-25 Biennium

Leg. Adopted Budget
Cross Reference Number: 44000-006-00-00-00000

Description	Positions	Full-Time Equivalent (FTE)	ALL FUNDS	General Fund	Lottery Funds	Other Funds	Federal Funds	Nonlimited Other Funds	Nonlimited Federal Funds
Subtotal: 2023-25 Current Service Level	**-**	**-**	**180,912,434**	**-**	**-**	**-**	**-**	**180,912,434**	**-**
070 - Revenue Reductions/Shortfall									
070 - Revenue Shortfalls	-	-	-	-	-	-	-	-	-
Modified 2023-25 Current Service Level	**-**	**-**	**180,912,434**	**-**	**-**	**-**	**-**	**180,912,434**	**-**
080 - E-Boards									
081 - June 2022 Emergency Board	-	-	-	-	-	-	-	-	-
Subtotal Emergency Board Packages	**-**	**-**	**-**	**-**	**-**	**-**	**-**	**-**	**-**
Policy Packages									
090 - Analyst Adjustments	-	-	-	-	-	-	-	-	-
091 - Additional Analyst Adjustments	-	-	-	-	-	-	-	-	-
092 - Statewide AG Adjustment	-	-	-	-	-	-	-	-	-
093 - Statewide Adjustment DAS Chgs	-	-	-	-	-	-	-	-	-
801 - LFO Analyst Adjustments	-	-	-	-	-	-	-	-	-
802 - Vacant Position Reductions	-	-	-	-	-	-	-	-	-
810 - Statewide Adjustments	-	-	-	-	-	-	-	-	-
811 - Budget Reconciliation	-	-	-	-	-	-	-	-	-
813 - Policy Bills	-	-	-	-	-	-	-	-	-
816 - Capital Construction	-	-	-	-	-	-	-	-	-
101 - Workers' Compensation Modernization	-	-	-	-	-	-	-	-	-
102 - Oregon Reinsurance Program	-	-	-	-	-	-	-	-	-
103 - Information Systems Examiners	-	-	-	-	-	-	-	-	-
104 - Non-Depository Licensing	-	-	-	-	-	-	-	-	-
105 - Insurance Institutions Section	-	-	-	-	-	-	-	-	-

Consumer and Business Svcs, Dept of
Workers' Benefit Fund
2023-25 Biennium

Leg. Adopted Budget
Cross Reference Number: 44000-006-00-00-00000

Description	*Positions*	*Full-Time Equivalent (FTE)*	*ALL FUNDS*	*General Fund*	*Lottery Funds*	*Other Funds*	*Federal Funds*	*Nonlimited Other Funds*	*Nonlimited Federal Funds*
106 - Prescription Drug Affordability Board	-	-	-	-	-	-	-	-	-
107 - Consumer Education Advocacy	-	-	-	-	-	-	-	-	-
108 - Community Engagement	-	-	-	-	-	-	-	-	-
109 - Agency-wide IT Service Desk	-	-	-	-	-	-	-	-	-
110 - Agency-wide IT Internal Security	-	-	-	-	-	-	-	-	-
112 - Agencywide Financial Services	-	-	-	-	-	-	-	-	-
114 - Workers' Compensation Board IT Support	-	-	-	-	-	-	-	-	-
115 - Agency-wide Data Modernization	-	-	-	-	-	-	-	-	-
116 - Information Technology & Research Workload	-	-	-	-	-	-	-	-	-
117 - Agency-wide IT Training	-	-	-	-	-	-	-	-	-
118 - Occupational Safety and Health Lab	-	-	-	-	-	-	-	-	-
Subtotal Policy Packages	**-**	**-**	**-**	**-**	**-**	**-**	**-**	**-**	**-**
Total 2023-25 Leg. Adopted Budget	**-**	**-**	**180,912,434**	**-**	**-**	**-**	**-**	**180,912,434**	**-**
Percentage Change From 2021-23 Leg Approved Budget	-	-	9.97%	-	-	-	-	9.97%	-
Percentage Change From 2023-25 Current Service Level	-	-	-	-	-	-	-	-	-

Consumer and Business Svcs, Dept of
Workers' Compensation System
2023-25 Biennium

Leg. Adopted Budget
Cross Reference Number: 44000-011-00-00-00000

Description	Positions	Full-Time Equivalent (FTE)	ALL FUNDS	General Fund	Lottery Funds	Other Funds	Federal Funds	Nonlimited Other Funds	Nonlimited Federal Funds
2021-23 Leg Adopted Budget	465	462.00	144,726,627	-	-	127,207,052	13,457,541	4,062,034	-
2021-23 Emergency Boards	-	-	7,070,679	-	-	3,645,373	3,425,306	-	-
2021-23 Leg Approved Budget	**465**	**462.00**	**151,797,306**	**-**	**-**	**130,852,425**	16,882,847	**4,062,034**	**-**
2023-25 Base Budget Adjustments									
Net Cost of Position Actions									
Administrative Biennialized E-Board, Phase-Out	(1)	0.50	4,914,896	-	-	4,499,771	415,125	-	-
Estimated Cost of Merit Increase			-	-	-	-	-	-	-
Base Debt Service Adjustment			-	-	-	-	-	-	-
Base Nonlimited Adjustment			(4,062,034)	-	-	-	-	(4,062,034)	-
Capital Construction			-	-	-	-	-	-	-
Subtotal 2023-25 Base Budget	**464**	**462.50**	**152,650,168**	**-**	**-**	**135,352,196**	17,297,972	**-**	**-**
Essential Packages									
010 - Non-PICS Pers Svc/Vacancy Factor									
Vacancy Factor (Increase)/Decrease	-	-	(529,326)	-	-	(398,658)	(130,668)	-	-
Non-PICS Personal Service Increase/(Decrease)	-	-	(126,381)	-	-	(102,995)	(23,386)	-	-
Subtotal	**-**	**-**	**(655,707)**	**-**	**-**	**(501,653)**	(154,054)	**-**	**-**
020 - Phase In / Out Pgm & One-time Cost									
021 - Phase-in	-	-	312,600	-	-	-	312,600	-	-
022 - Phase-out Pgm & One-time Costs	-	-	(2,900,000)	-	-	-	(2,900,000)	-	-
Subtotal	**-**	**-**	**(2,587,400)**	**-**	**-**	**-**	(2,587,400)	**-**	**-**
030 - Inflation & Price List Adjustments									
Cost of Goods & Services Increase/(Decrease)	-	-	1,592,755	-	-	1,592,755	-	-	-
State Gov"t & Services Charges Increase/(Decrease)			955,970	-	-	955,970	-	-	-

Consumer and Business Svcs, Dept of
Workers' Compensation System
2023-25 Biennium

Leg. Adopted Budget
Cross Reference Number: 44000-011-00-00-00000

Description	*Positions*	*Full-Time Equivalent (FTE)*	*ALL FUNDS*	*General Fund*	*Lottery Funds*	*Other Funds*	*Federal Funds*	*Nonlimited Other Funds*	*Nonlimited Federal Funds*
Subtotal	**-**	**-**	**2,548,725**	**-**	**-**	**2,548,725**	-	**-**	**-**
040 - Mandated Caseload									
040 - Mandated Caseload	-	-	-	-	-	-	-	-	-
050 - Fundshifts and Revenue Reductions									
050 - Fundshifts	-	-	-	-	-	-	-	-	-
060 - Technical Adjustments									
060 - Technical Adjustments	-	-	(878,786)	-	-	(878,786)	-	-	-
Subtotal: 2023-25 Current Service Level	**464**	**462.50**	**151,077,000**	**-**	**-**	**136,520,482**	14,556,518	**-**	**-**

Consumer and Business Svcs, Dept of
Workers' Compensation System
2023-25 Biennium

Leg. Adopted Budget
Cross Reference Number: 44000-011-00-00-00000

Description	Positions	Full-Time Equivalent (FTE)	ALL FUNDS	General Fund	Lottery Funds	Other Funds	Federal Funds	Nonlimited Other Funds	Nonlimited Federal Funds
Subtotal: 2023-25 Current Service Level	**464**	**462.50**	**151,077,000**	**-**	**-**	**136,520,482**	14,556,518	**-**	**-**
070 - Revenue Reductions/Shortfall									
070 - Revenue Shortfalls	-	-	-	-	-	-	-	-	-
Modified 2023-25 Current Service Level	**464**	**462.50**	**151,077,000**	**-**	**-**	**136,520,482**	14,556,518	**-**	**-**
080 - E-Boards									
081 - June 2022 Emergency Board	-	-	-	-	-	-	-	-	-
Subtotal Emergency Board Packages	**-**	**-**	**-**	**-**	**-**	**-**	-	**-**	**-**
Policy Packages									
090 - Analyst Adjustments	-	-	-	-	-	-	-	-	-
091 - Additional Analyst Adjustments	-	-	-	-	-	-	-	-	-
092 - Statewide AG Adjustment	-	-	-	-	-	-	-	-	-
093 - Statewide Adjustment DAS Chgs	-	-	-	-	-	-	-	-	-
801 - LFO Analyst Adjustments	-	-	-	-	-	-	-	-	-
802 - Vacant Position Reductions	(1)	(0.50)	(22,032)	-	-	(22,032)	-	-	-
810 - Statewide Adjustments	-	-	(913,305)	-	-	(913,305)	-	-	-
811 - Budget Reconciliation	-	-	-	-	-	-	-	-	-
813 - Policy Bills	-	-	-	-	-	-	-	-	-
816 - Capital Construction	-	-	-	-	-	-	-	-	-
101 - Workers' Compensation Modernization	2	2.00	6,448,451	-	-	6,448,451	-	-	-
102 - Oregon Reinsurance Program	-	-	-	-	-	-	-	-	-
103 - Information Systems Examiners	-	-	-	-	-	-	-	-	-
104 - Non-Depository Licensing	-	-	-	-	-	-	-	-	-
105 - Insurance Institutions Section	-	-	-	-	-	-	-	-	-

Consumer and Business Svcs, Dept of
Workers' Compensation System
2023-25 Biennium

Leg. Adopted Budget
Cross Reference Number: 44000-011-00-00-00000

Description	*Positions*	*Full-Time Equivalent (FTE)*	*ALL FUNDS*	*General Fund*	*Lottery Funds*	*Other Funds*	*Federal Funds*	*Nonlimited Other Funds*	*Nonlimited Federal Funds*
106 - Prescription Drug Affordability Board	-	-	-	-	-	-	-	-	-
107 - Consumer Education Advocacy	-	-	-	-	-	-	-	-	-
108 - Community Engagement	1	0.88	665,074	-	-	665,074	-	-	-
109 - Agency-wide IT Service Desk	-	-	-	-	-	-	-	-	-
110 - Agency-wide IT Internal Security	-	-	-	-	-	-	-	-	-
112 - Agencywide Financial Services	-	-	-	-	-	-	-	-	-
114 - Workers' Compensation Board IT Support	-	-	-	-	-	-	-	-	-
115 - Agency-wide Data Modernization	-	-	-	-	-	-	-	-	-
116 - Information Technology & Research Workload	-	-	-	-	-	-	-	-	-
117 - Agency-wide IT Training	-	-	-	-	-	-	-	-	-
118 - Occupational Safety and Health Lab	-	-	799,891	-	-	799,891	-	-	-
Subtotal Policy Packages	**2**	**2.38**	**6,978,079**	**-**	**-**	**6,978,079**	-	**-**	**-**
Total 2023-25 Leg. Adopted Budget	**466**	**464.88**	**158,055,079**	**-**	**-**	**143,498,561**	14,556,518	**-**	**-**
Percentage Change From 2021-23 Leg Approved Budget	0.22%	0.62%	4.12%	-	-	9.66%	-13.78%	-100.00%	-
Percentage Change From 2023-25 Current Service Level	0.43%	0.51%	4.62%	-	-	5.11%	-	-	-

Consumer and Business Svcs, Dept of
Workers' Comp Board
2023-25 Biennium

Leg. Adopted Budget
Cross Reference Number: 44000-011-12-00-00000

Description	Positions	Full-Time Equivalent (FTE)	ALL FUNDS	General Fund	Lottery Funds	Other Funds	Federal Funds	Nonlimited Other Funds	Nonlimited Federal Funds
2021-23 Leg Adopted Budget	79	79.00	28,151,706	-	-	28,151,706	-	-	-
2021-23 Emergency Boards	-	-	787,156	-	-	787,156	-	-	-
2021-23 Leg Approved Budget	**79**	**79.00**	**28,938,862**	**-**	**-**	**28,938,862**	-	**-**	**-**
2023-25 Base Budget Adjustments									
Net Cost of Position Actions									
Administrative Biennialized E-Board, Phase-Out	-	-	1,143,696	-	-	1,143,696	-	-	-
Estimated Cost of Merit Increase			-	-	-	-	-	-	-
Base Debt Service Adjustment			-	-	-	-	-	-	-
Base Nonlimited Adjustment			-	-	-	-	-	-	-
Capital Construction			-	-	-	-	-	-	-
Subtotal 2023-25 Base Budget	**79**	**79.00**	**30,082,558**	**-**	**-**	**30,082,558**	-	**-**	**-**
Essential Packages									
010 - Non-PICS Pers Svc/Vacancy Factor									
Vacancy Factor (Increase)/Decrease	-	-	(76,666)	-	-	(76,666)	-	-	-
Non-PICS Personal Service Increase/(Decrease)	-	-	(20,870)	-	-	(20,870)	-	-	-
Subtotal	**-**	**-**	**(97,536)**	**-**	**-**	**(97,536)**	-	**-**	**-**
020 - Phase In / Out Pgm & One-time Cost									
021 - Phase-in	-	-	-	-	-	-	-	-	-
022 - Phase-out Pgm & One-time Costs	-	-	-	-	-	-	-	-	-
Subtotal	**-**	**-**	**-**	**-**	**-**	**-**	-	**-**	**-**
030 - Inflation & Price List Adjustments									
Cost of Goods & Services Increase/(Decrease)	-	-	264,376	-	-	264,376	-	-	-
State Gov"t & Services Charges Increase/(Decrease)			158,839	-	-	158,839	-	-	-

Consumer and Business Svcs, Dept of
Workers' Comp Board
2023-25 Biennium

Leg. Adopted Budget
Cross Reference Number: 44000-011-12-00-00000

Description	*Positions*	*Full-Time Equivalent (FTE)*	*ALL FUNDS*	*General Fund*	*Lottery Funds*	*Other Funds*	*Federal Funds*	*Nonlimited Other Funds*	*Nonlimited Federal Funds*
Subtotal	**-**	**-**	**423,215**	**-**	**-**	**423,215**	-	**-**	**-**
040 - Mandated Caseload									
040 - Mandated Caseload	-	-	-	-	-	-	-	-	-
050 - Fundshifts and Revenue Reductions									
050 - Fundshifts	-	-	-	-	-	-	-	-	-
060 - Technical Adjustments									
060 - Technical Adjustments	-	-	(707,440)	-	-	(707,440)	-	-	-
Subtotal: 2023-25 Current Service Level	**79**	**79.00**	**29,700,797**	**-**	**-**	**29,700,797**	-	**-**	**-**

Consumer and Business Svcs, Dept of
Workers' Comp Board
2023-25 Biennium

Leg. Adopted Budget
Cross Reference Number: 44000-011-12-00-00000

Description	Positions	Full-Time Equivalent (FTE)	ALL FUNDS	General Fund	Lottery Funds	Other Funds	Federal Funds	Nonlimited Other Funds	Nonlimited Federal Funds
Subtotal: 2023-25 Current Service Level	**79**	**79.00**	**29,700,797**	**-**	**-**	**29,700,797**	**-**	**-**	**-**
070 - Revenue Reductions/Shortfall									
070 - Revenue Shortfalls	-	-	-	-	-	-	-	-	-
Modified 2023-25 Current Service Level	**79**	**79.00**	**29,700,797**	**-**	**-**	**29,700,797**	**-**	**-**	**-**
080 - E-Boards									
081 - June 2022 Emergency Board	-	-	-	-	-	-	-	-	-
Subtotal Emergency Board Packages	**-**	**-**	**-**	**-**	**-**	**-**	**-**	**-**	**-**
Policy Packages									
090 - Analyst Adjustments	-	-	-	-	-	-	-	-	-
091 - Additional Analyst Adjustments	-	-	-	-	-	-	-	-	-
092 - Statewide AG Adjustment	-	-	-	-	-	-	-	-	-
093 - Statewide Adjustment DAS Chgs	-	-	-	-	-	-	-	-	-
801 - LFO Analyst Adjustments	-	-	-	-	-	-	-	-	-
802 - Vacant Position Reductions	-	-	-	-	-	-	-	-	-
810 - Statewide Adjustments	-	-	(76,661)	-	-	(76,661)	-	-	-
811 - Budget Reconciliation	-	-	-	-	-	-	-	-	-
813 - Policy Bills	-	-	-	-	-	-	-	-	-
816 - Capital Construction	-	-	-	-	-	-	-	-	-
101 - Workers' Compensation Modernization	-	-	-	-	-	-	-	-	-
102 - Oregon Reinsurance Program	-	-	-	-	-	-	-	-	-
103 - Information Systems Examiners	-	-	-	-	-	-	-	-	-
104 - Non-Depository Licensing	-	-	-	-	-	-	-	-	-
105 - Insurance Institutions Section	-	-	-	-	-	-	-	-	-

Consumer and Business Svcs, Dept of
Workers' Comp Board
2023-25 Biennium

Leg. Adopted Budget
Cross Reference Number: 44000-011-12-00-00000

Description	Positions	Full-Time Equivalent (FTE)	ALL FUNDS	General Fund	Lottery Funds	Other Funds	Federal Funds	Nonlimited Other Funds	Nonlimited Federal Funds
106 - Prescription Drug Affordability Board	-	-	-	-	-	-	-	-	-
107 - Consumer Education Advocacy	-	-	-	-	-	-	-	-	-
108 - Community Engagement	-	-	-	-	-	-	-	-	-
109 - Agency-wide IT Service Desk	-	-	-	-	-	-	-	-	-
110 - Agency-wide IT Internal Security	-	-	-	-	-	-	-	-	-
112 - Agencywide Financial Services	-	-	-	-	-	-	-	-	-
114 - Workers' Compensation Board IT Support	-	-	-	-	-	-	-	-	-
115 - Agency-wide Data Modernization	-	-	-	-	-	-	-	-	-
116 - Information Technology & Research Workload	-	-	-	-	-	-	-	-	-
117 - Agency-wide IT Training	-	-	-	-	-	-	-	-	-
118 - Occupational Safety and Health Lab	-	-	-	-	-	-	-	-	-
Subtotal Policy Packages	**-**	**-**	**(76,661)**	**-**	**-**	**(76,661)**	**-**	**-**	**-**
Total 2023-25 Leg. Adopted Budget	**79**	**79.00**	**29,624,136**	**-**	**-**	**29,624,136**	**-**	**-**	**-**
Percentage Change From 2021-23 Leg Approved Budget	-	-	2.37%	-	-	2.37%	-	-	-
Percentage Change From 2023-25 Current Service Level	-	-	-0.26%	-	-	-0.26%	-	-	-

Consumer and Business Svcs, Dept of
Workers' Compensation Programs
2023-25 Biennium

Leg. Adopted Budget
Cross Reference Number: 44000-011-13-00-00000

Description	*Positions*	*Full-Time Equivalent (FTE)*	*ALL FUNDS*	*General Fund*	*Lottery Funds*	*Other Funds*	*Federal Funds*	*Nonlimited Other Funds*	*Nonlimited Federal Funds*
2021-23 Leg Adopted Budget	181	179.50	52,871,889	-	-	48,809,855	-	4,062,034	-
2021-23 Emergency Boards	-	-	1,456,972	-	-	1,456,972	-	-	-
2021-23 Leg Approved Budget	**181**	**179.50**	**54,328,861**	**-**	**-**	**50,266,827**	**-**	**4,062,034**	**-**
2023-25 Base Budget Adjustments									
Net Cost of Position Actions									
Administrative Biennialized E-Board, Phase-Out	(1)	0.50	1,700,447	-	-	1,700,447	-	-	-
Estimated Cost of Merit Increase			-	-	-	-	-	-	-
Base Debt Service Adjustment			-	-	-	-	-	-	-
Base Nonlimited Adjustment			(4,062,034)	-	-	-	-	(4,062,034)	-
Capital Construction			-	-	-	-	-	-	-
Subtotal 2023-25 Base Budget	**180**	**180.00**	**51,967,274**	**-**	**-**	**51,967,274**	**-**	**-**	**-**
Essential Packages									
010 - Non-PICS Pers Svc/Vacancy Factor									
Vacancy Factor (Increase)/Decrease	-	-	(321,992)	-	-	(321,992)	-	-	-
Non-PICS Personal Service Increase/(Decrease)	-	-	(52,079)	-	-	(52,079)	-	-	-
Subtotal	**-**	**-**	**(374,071)**	**-**	**-**	**(374,071)**	**-**	**-**	**-**
020 - Phase In / Out Pgm & One-time Cost									
021 - Phase-in	-	-	-	-	-	-	-	-	-
022 - Phase-out Pgm & One-time Costs	-	-	-	-	-	-	-	-	-
Subtotal	**-**	**-**	**-**	**-**	**-**	**-**	**-**	**-**	**-**
030 - Inflation & Price List Adjustments									
Cost of Goods & Services Increase/(Decrease)	-	-	601,519	-	-	601,519	-	-	-
State Gov"t & Services Charges Increase/(Decrease)			384,487	-	-	384,487	-	-	-

Consumer and Business Svcs, Dept of
Workers' Compensation Programs
2023-25 Biennium

Leg. Adopted Budget
Cross Reference Number: 44000-011-13-00-00000

Description	*Positions*	*Full-Time Equivalent (FTE)*	*ALL FUNDS*	*General Fund*	*Lottery Funds*	*Other Funds*	*Federal Funds*	*Nonlimited Other Funds*	*Nonlimited Federal Funds*
Subtotal	**-**	**-**	**986,006**	**-**	**-**	**986,006**	-	**-**	**-**
040 - Mandated Caseload									
040 - Mandated Caseload	-	-	-	-	-	-	-	-	-
050 - Fundshifts and Revenue Reductions									
050 - Fundshifts	-	-	-	-	-	-	-	-	-
060 - Technical Adjustments									
060 - Technical Adjustments	-	-	150,977	-	-	150,977	-	-	-
Subtotal: 2023-25 Current Service Level	**180**	**180.00**	**52,730,186**	**-**	**-**	**52,730,186**	-	**-**	**-**

Consumer and Business Svcs, Dept of
Workers' Compensation Programs
2023-25 Biennium

Leg. Adopted Budget
Cross Reference Number: 44000-011-13-00-00000

Description	Positions	Full-Time Equivalent (FTE)	ALL FUNDS	General Fund	Lottery Funds	Other Funds	Federal Funds	Nonlimited Other Funds	Nonlimited Federal Funds
Subtotal: 2023-25 Current Service Level	**180**	**180.00**	**52,730,186**	**-**	**-**	**52,730,186**	**-**	**-**	**-**
070 - Revenue Reductions/Shortfall									
070 - Revenue Shortfalls	-	-	-	-	-	-	-	-	-
Modified 2023-25 Current Service Level	**180**	**180.00**	**52,730,186**	**-**	**-**	**52,730,186**	**-**	**-**	**-**
080 - E-Boards									
081 - June 2022 Emergency Board	-	-	-	-	-	-	-	-	-
Subtotal Emergency Board Packages	**-**	**-**	**-**	**-**	**-**	**-**	**-**	**-**	**-**
Policy Packages									
090 - Analyst Adjustments	-	-	-	-	-	-	-	-	-
091 - Additional Analyst Adjustments	-	-	-	-	-	-	-	-	-
092 - Statewide AG Adjustment	-	-	-	-	-	-	-	-	-
093 - Statewide Adjustment DAS Chgs	-	-	-	-	-	-	-	-	-
801 - LFO Analyst Adjustments	-	-	-	-	-	-	-	-	-
802 - Vacant Position Reductions	-	-	-	-	-	-	-	-	-
810 - Statewide Adjustments	-	-	(351,564)	-	-	(351,564)	-	-	-
811 - Budget Reconciliation	-	-	-	-	-	-	-	-	-
813 - Policy Bills	-	-	-	-	-	-	-	-	-
816 - Capital Construction	-	-	-	-	-	-	-	-	-
101 - Workers' Compensation Modernization	2	2.00	6,448,451	-	-	6,448,451	-	-	-
102 - Oregon Reinsurance Program	-	-	-	-	-	-	-	-	-
103 - Information Systems Examiners	-	-	-	-	-	-	-	-	-
104 - Non-Depository Licensing	-	-	-	-	-	-	-	-	-
105 - Insurance Institutions Section	-	-	-	-	-	-	-	-	-

Consumer and Business Svcs, Dept of
Workers' Compensation Programs
2023-25 Biennium

Leg. Adopted Budget
Cross Reference Number: 44000-011-13-00-00000

Description	*Positions*	*Full-Time Equivalent (FTE)*	*ALL FUNDS*	*General Fund*	*Lottery Funds*	*Other Funds*	*Federal Funds*	*Nonlimited Other Funds*	*Nonlimited Federal Funds*
106 - Prescription Drug Affordability Board	-	-	-	-	-	-	-	-	-
107 - Consumer Education Advocacy	-	-	-	-	-	-	-	-	-
108 - Community Engagement	-	-	-	-	-	-	-	-	-
109 - Agency-wide IT Service Desk	-	-	-	-	-	-	-	-	-
110 - Agency-wide IT Internal Security	-	-	-	-	-	-	-	-	-
112 - Agencywide Financial Services	-	-	-	-	-	-	-	-	-
114 - Workers' Compensation Board IT Support	-	-	-	-	-	-	-	-	-
115 - Agency-wide Data Modernization	-	-	-	-	-	-	-	-	-
116 - Information Technology & Research Workload	-	-	-	-	-	-	-	-	-
117 - Agency-wide IT Training	-	-	-	-	-	-	-	-	-
118 - Occupational Safety and Health Lab	-	-	-	-	-	-	-	-	-
Subtotal Policy Packages	**2**	**2.00**	**6,096,887**	**-**	**-**	**6,096,887**	**-**	**-**	**-**
Total 2023-25 Leg. Adopted Budget	**182**	**182.00**	**58,827,073**	**-**	**-**	**58,827,073**	**-**	**-**	**-**
Percentage Change From 2021-23 Leg Approved Budget	0.55%	1.39%	8.28%	-	-	17.03%	-	-100.00%	-
Percentage Change From 2023-25 Current Service Level	1.11%	1.11%	11.56%	-	-	11.56%	-	-	-

Consumer and Business Svcs, Dept of
OR - OSHA
2023-25 Biennium

Leg. Adopted Budget
Cross Reference Number: 44000-011-15-00-00000

Description	Positions	Full-Time Equivalent (FTE)	ALL FUNDS	General Fund	Lottery Funds	Other Funds	Federal Funds	Nonlimited Other Funds	Nonlimited Federal Funds
2021-23 Leg Adopted Budget	205	203.50	63,703,032	-	-	50,245,491	13,457,541	-	-
2021-23 Emergency Boards	-	-	4,826,551	-	-	1,401,245	3,425,306	-	-
2021-23 Leg Approved Budget	**205**	**203.50**	**68,529,583**	**-**	**-**	**51,646,736**	16,882,847	**-**	**-**
2023-25 Base Budget Adjustments									
Net Cost of Position Actions									
Administrative Biennialized E-Board, Phase-Out	-	-	2,070,753	-	-	1,655,628	415,125	-	-
Estimated Cost of Merit Increase			-	-	-	-	-	-	-
Base Debt Service Adjustment			-	-	-	-	-	-	-
Base Nonlimited Adjustment			-	-	-	-	-	-	-
Capital Construction			-	-	-	-	-	-	-
Subtotal 2023-25 Base Budget	**205**	**203.50**	**70,600,336**	**-**	**-**	**53,302,364**	17,297,972	**-**	**-**
Essential Packages									
010 - Non-PICS Pers Svc/Vacancy Factor									
Vacancy Factor (Increase)/Decrease	-	-	(130,668)	-	-	-	(130,668)	-	-
Non-PICS Personal Service Increase/(Decrease)	-	-	(53,432)	-	-	(30,046)	(23,386)	-	-
Subtotal	**-**	**-**	**(184,100)**	**-**	**-**	**(30,046)**	(154,054)	**-**	**-**
020 - Phase In / Out Pgm & One-time Cost									
021 - Phase-in	-	-	312,600	-	-	-	312,600	-	-
022 - Phase-out Pgm & One-time Costs	-	-	(2,900,000)	-	-	-	(2,900,000)	-	-
Subtotal	**-**	**-**	**(2,587,400)**	**-**	**-**	**-**	(2,587,400)	**-**	**-**
030 - Inflation & Price List Adjustments									
Cost of Goods & Services Increase/(Decrease)	-	-	726,860	-	-	726,860	-	-	-
State Gov"t & Services Charges Increase/(Decrease)			412,644	-	-	412,644	-	-	-

Consumer and Business Svcs, Dept of
OR - OSHA
2023-25 Biennium

Leg. Adopted Budget
Cross Reference Number: 44000-011-15-00-00000

Description	*Positions*	*Full-Time Equivalent (FTE)*	*ALL FUNDS*	*General Fund*	*Lottery Funds*	*Other Funds*	*Federal Funds*	*Nonlimited Other Funds*	*Nonlimited Federal Funds*
Subtotal	**-**	**-**	**1,139,504**	**-**	**-**	**1,139,504**	-	**-**	**-**
040 - Mandated Caseload									
040 - Mandated Caseload	-	-	-	-	-	-	-	-	-
050 - Fundshifts and Revenue Reductions									
050 - Fundshifts	-	-	-	-	-	-	-	-	-
060 - Technical Adjustments									
060 - Technical Adjustments	-	-	(322,323)	-	-	(322,323)	-	-	-
Subtotal: 2023-25 Current Service Level	**205**	**203.50**	**68,646,017**	**-**	**-**	**54,089,499**	14,556,518	**-**	**-**

Consumer and Business Svcs, Dept of
OR - OSHA
2023-25 Biennium

Leg. Adopted Budget
Cross Reference Number: 44000-011-15-00-00000

Description	Positions	Full-Time Equivalent (FTE)	ALL FUNDS	General Fund	Lottery Funds	Other Funds	Federal Funds	Nonlimited Other Funds	Nonlimited Federal Funds
Subtotal: 2023-25 Current Service Level	**205**	**203.50**	**68,646,017**	**-**	**-**	**54,089,499**	14,556,518	**-**	**-**
070 - Revenue Reductions/Shortfall									
070 - Revenue Shortfalls	-	-	-	-	-	-	-	-	-
Modified 2023-25 Current Service Level	**205**	**203.50**	**68,646,017**	**-**	**-**	**54,089,499**	14,556,518	**-**	**-**
080 - E-Boards									
081 - June 2022 Emergency Board	-	-	-	-	-	-	-	-	-
Subtotal Emergency Board Packages	**-**	**-**	**-**	**-**	**-**	**-**	-	**-**	**-**
Policy Packages									
090 - Analyst Adjustments	-	-	-	-	-	-	-	-	-
091 - Additional Analyst Adjustments	-	-	-	-	-	-	-	-	-
092 - Statewide AG Adjustment	-	-	-	-	-	-	-	-	-
093 - Statewide Adjustment DAS Chgs	-	-	-	-	-	-	-	-	-
801 - LFO Analyst Adjustments	-	-	-	-	-	-	-	-	-
802 - Vacant Position Reductions	(1)	(0.50)	(22,032)	-	-	(22,032)	-	-	-
810 - Statewide Adjustments	-	-	(485,080)	-	-	(485,080)	-	-	-
811 - Budget Reconciliation	-	-	-	-	-	-	-	-	-
813 - Policy Bills	-	-	-	-	-	-	-	-	-
816 - Capital Construction	-	-	-	-	-	-	-	-	-
101 - Workers' Compensation Modernization	-	-	-	-	-	-	-	-	-
102 - Oregon Reinsurance Program	-	-	-	-	-	-	-	-	-
103 - Information Systems Examiners	-	-	-	-	-	-	-	-	-
104 - Non-Depository Licensing	-	-	-	-	-	-	-	-	-
105 - Insurance Institutions Section	-	-	-	-	-	-	-	-	-

Description	Positions	Full-Time Equivalent (FTE)	ALL FUNDS	General Fund	Lottery Funds	Other Funds	Federal Funds	Nonlimited Other Funds	Nonlimited Federal Funds
106 - Prescription Drug Affordability Board	-	-	-	-	-	-	-	-	-
107 - Consumer Education Advocacy	-	-	-	-	-	-	-	-	-
108 - Community Engagement	1	0.88	665,074	-	-	665,074	-	-	-
109 - Agency-wide IT Service Desk	-	-	-	-	-	-	-	-	-
110 - Agency-wide IT Internal Security	-	-	-	-	-	-	-	-	-
112 - Agencywide Financial Services	-	-	-	-	-	-	-	-	-
114 - Workers' Compensation Board IT Support	-	-	-	-	-	-	-	-	-
115 - Agency-wide Data Modernization	-	-	-	-	-	-	-	-	-
116 - Information Technology & Research Workload	-	-	-	-	-	-	-	-	-
117 - Agency-wide IT Training	-	-	-	-	-	-	-	-	-
118 - Occupational Safety and Health Lab	-	-	799,891	-	-	799,891	-	-	-
Subtotal Policy Packages	**-**	**0.38**	**957,853**	**-**	**-**	**957,853**	-	**-**	**-**
Total 2023-25 Leg. Adopted Budget	**205**	**203.88**	**69,603,870**	**-**	**-**	**55,047,352**	14,556,518	**-**	**-**
Percentage Change From 2021-23 Leg Approved Budget	-	0.19%	1.57%	-	-	6.58%	-13.78%	-	-
Percentage Change From 2023-25 Current Service Level	-	0.19%	1.40%	-	-	1.77%	-	-	-

Consumer and Business Svcs, Dept of
Central Services Division
2023-25 Biennium

Leg. Adopted Budget
Cross Reference Number: 44000-017-00-00-00000

Description	Positions	Full-Time Equivalent (FTE)	ALL FUNDS	General Fund	Lottery Funds	Other Funds	Federal Funds	Nonlimited Other Funds	Nonlimited Federal Funds
2021-23 Leg Adopted Budget	166	163.81	53,177,826	164,243	-	50,712,875	356,604	1,944,104	-
2021-23 Emergency Boards	-	-	1,783,308	20,043	-	1,755,940	7,325	-	-
2021-23 Leg Approved Budget	**166**	**163.81**	**54,961,134**	**184,286**	**-**	**52,468,815**	363,929	**1,944,104**	**-**
2023-25 Base Budget Adjustments									
Net Cost of Position Actions									
Administrative Biennialized E-Board, Phase-Out	1	2.69	2,063,927	306,082	-	1,763,052	(5,207)	-	-
Estimated Cost of Merit Increase			-	-	-	-	-	-	-
Base Debt Service Adjustment			-	-	-	-	-	-	-
Base Nonlimited Adjustment			1,661,195	-	-	-	-	1,661,195	-
Capital Construction			-	-	-	-	-	-	-
Subtotal 2023-25 Base Budget	**167**	**166.50**	**58,686,256**	**490,368**	**-**	**54,231,867**	358,722	**3,605,299**	**-**
Essential Packages									
010 - Non-PICS Pers Svc/Vacancy Factor									
Vacancy Factor (Increase)/Decrease	-	-	(253,330)	-	-	(253,330)	-	-	-
Non-PICS Personal Service Increase/(Decrease)	-	-	60,333	18,542	-	42,919	(1,128)	-	-
Subtotal	**-**	**-**	**(192,997)**	**18,542**	**-**	**(210,411)**	(1,128)	**-**	**-**
020 - Phase In / Out Pgm & One-time Cost									
021 - Phase-in	-	-	5,864	-	-	5,864	-	-	-
022 - Phase-out Pgm & One-time Costs	-	-	-	-	-	-	-	-	-
Subtotal	**-**	**-**	**5,864**	**-**	**-**	**5,864**	-	**-**	**-**
030 - Inflation & Price List Adjustments									
Cost of Goods & Services Increase/(Decrease)	-	-	537,898	1,584	-	533,162	3,152	-	-
State Gov"t & Services Charges Increase/(Decrease)			379,588	-	-	379,588	-	-	-

Consumer and Business Svcs, Dept of
Central Services Division
2023-25 Biennium

Leg. Adopted Budget
Cross Reference Number: 44000-017-00-00-00000

Description	*Positions*	*Full-Time Equivalent (FTE)*	*ALL FUNDS*	*General Fund*	*Lottery Funds*	*Other Funds*	*Federal Funds*	*Nonlimited Other Funds*	*Nonlimited Federal Funds*
Subtotal	**-**	**-**	**917,486**	**1,584**	**-**	**912,750**	3,152	**-**	**-**
040 - Mandated Caseload									
040 - Mandated Caseload	-	-	-	-	-	-	-	-	-
050 - Fundshifts and Revenue Reductions									
050 - Fundshifts	-	-	-	(493,842)	-	493,842	-	-	-
060 - Technical Adjustments									
060 - Technical Adjustments	-	-	1,164,798	-	-	1,164,798	-	-	-
Subtotal: 2023-25 Current Service Level	**167**	**166.50**	**60,581,407**	**16,652**	**-**	**56,598,710**	360,746	**3,605,299**	**-**

Consumer and Business Svcs, Dept of
Central Services Division
2023-25 Biennium

Leg. Adopted Budget
Cross Reference Number: 44000-017-00-00-00000

Description	Positions	Full-Time Equivalent (FTE)	ALL FUNDS	General Fund	Lottery Funds	Other Funds	Federal Funds	Nonlimited Other Funds	Nonlimited Federal Funds
Subtotal: 2023-25 Current Service Level	**167**	**166.50**	**60,581,407**	**16,652**	**-**	**56,598,710**	360,746	**3,605,299**	**-**
070 - Revenue Reductions/Shortfall									
070 - Revenue Shortfalls	(2)	(2.00)	(510,494)	-	-	(510,494)	-	-	-
Modified 2023-25 Current Service Level	**165**	**164.50**	**60,070,913**	**16,652**	**-**	**56,088,216**	360,746	**3,605,299**	**-**
080 - E-Boards									
081 - June 2022 Emergency Board	-	-	-	-	-	-	-	-	-
Subtotal Emergency Board Packages	**-**	**-**	**-**	**-**	**-**	**-**	-	**-**	**-**
Policy Packages									
090 - Analyst Adjustments	-	-	-	(16,652)	-	16,652	-	-	-
091 - Additional Analyst Adjustments	-	-	-	-	-	-	-	-	-
092 - Statewide AG Adjustment	-	-	-	-	-	-	-	-	-
093 - Statewide Adjustment DAS Chgs	-	-	-	-	-	-	-	-	-
801 - LFO Analyst Adjustments	-	-	-	-	-	-	-	-	-
802 - Vacant Position Reductions	-	-	193,735	-	-	193,735	-	-	-
810 - Statewide Adjustments	-	-	(380,581)	-	-	(380,581)	-	-	-
811 - Budget Reconciliation	-	-	-	-	-	-	-	-	-
813 - Policy Bills	-	-	-	-	-	-	-	-	-
816 - Capital Construction	-	-	-	-	-	-	-	-	-
101 - Workers' Compensation Modernization	1	0.50	128,530	-	-	128,530	-	-	-
102 - Oregon Reinsurance Program	-	-	-	-	-	-	-	-	-
103 - Information Systems Examiners	-	-	-	-	-	-	-	-	-
104 - Non-Depository Licensing	-	-	-	-	-	-	-	-	-
105 - Insurance Institutions Section	-	-	-	-	-	-	-	-	-

Consumer and Business Svcs, Dept of
Central Services Division
2023-25 Biennium

Leg. Adopted Budget
Cross Reference Number: 44000-017-00-00-00000

Description	*Positions*	*Full-Time Equivalent (FTE)*	*ALL FUNDS*	*General Fund*	*Lottery Funds*	*Other Funds*	*Federal Funds*	*Nonlimited Other Funds*	*Nonlimited Federal Funds*
106 - Prescription Drug Affordability Board	2	2.00	498,947	-	-	498,947	-	-	-
107 - Consumer Education Advocacy	-	-	-	-	-	-	-	-	-
108 - Community Engagement	-	-	-	-	-	-	-	-	-
109 - Agency-wide IT Service Desk	2	2.00	489,368	-	-	489,368	-	-	-
110 - Agency-wide IT Internal Security	4	3.01	821,959	-	-	821,959	-	-	-
112 - Agencywide Financial Services	1	1.00	333,501	-	-	333,501	-	-	-
114 - Workers' Compensation Board IT Support	1	0.88	234,688	-	-	234,688	-	-	-
115 - Agency-wide Data Modernization	2	1.76	439,538	-	-	439,538	-	-	-
116 - Information Technology & Research Workload	1	1.00	284,184	-	-	284,184	-	-	-
117 - Agency-wide IT Training	1	0.88	214,783	-	-	214,783	-	-	-
118 - Occupational Safety and Health Lab	-	-	-	-	-	-	-	-	-
Subtotal Policy Packages	**15**	**13.03**	**3,258,652**	**(16,652)**	**-**	**3,275,304**	-	**-**	**-**
Total 2023-25 Leg. Adopted Budget	**180**	**177.53**	**63,329,565**	**-**	**-**	**59,363,520**	360,746	**3,605,299**	**-**
Percentage Change From 2021-23 Leg Approved Budget	8.43%	8.38%	15.23%	-100.00%	-	13.14%	-0.87%	85.45%	-
Percentage Change From 2023-25 Current Service Level	7.78%	6.62%	4.54%	-100.00%	-	4.88%	-	-	-

Consumer and Business Svcs, Dept of
Division of Financial Regulation
2023-25 Biennium

Leg. Adopted Budget
Cross Reference Number: 44000-018-00-00-00000

Description	Positions	Full-Time Equivalent (FTE)	ALL FUNDS	General Fund	Lottery Funds	Other Funds	Federal Funds	Nonlimited Other Funds	Nonlimited Federal Funds
2021-23 Leg Adopted Budget	184	180.34	267,013,432	1,621,949	-	160,254,698	104,441,874	694,911	-
2021-23 Emergency Boards	-	-	2,145,642	57,425	-	2,088,217	-	-	-
2021-23 Leg Approved Budget	**184**	**180.34**	**269,159,074**	**1,679,374**	**-**	**162,342,915**	104,441,874	**694,911**	**-**
2023-25 Base Budget Adjustments									
Net Cost of Position Actions									
Administrative Biennialized E-Board, Phase-Out	1	4.66	3,928,846	563,674	-	3,365,172	-	-	-
Estimated Cost of Merit Increase			-	-	-	-	-	-	-
Base Debt Service Adjustment			-	-	-	-	-	-	-
Base Nonlimited Adjustment			-	-	-	-	-	-	-
Capital Construction			-	-	-	-	-	-	-
Subtotal 2023-25 Base Budget	**185**	**185.00**	**273,087,920**	**2,243,048**	**-**	**165,708,087**	104,441,874	**694,911**	**-**
Essential Packages									
010 - Non-PICS Pers Svc/Vacancy Factor									
Vacancy Factor (Increase)/Decrease	-	-	(165,332)	-	-	(165,332)	-	-	-
Non-PICS Personal Service Increase/(Decrease)	-	-	199,620	57,509	-	142,111	-	-	-
Subtotal	**-**	**-**	**34,288**	**57,509**	**-**	**(23,221)**	-	**-**	**-**
020 - Phase In / Out Pgm & One-time Cost									
021 - Phase-in	-	-	29,216	-	-	29,216	-	-	-
022 - Phase-out Pgm & One-time Costs	-	-	(210,081,900)	-	-	(105,670,317)	(104,411,583)	-	-
Subtotal	**-**	**-**	**(210,052,684)**	**-**	**-**	**(105,641,101)**	(104,411,583)	**-**	**-**
030 - Inflation & Price List Adjustments									
Cost of Goods & Services Increase/(Decrease)	-	-	808,763	83,398	-	722,699	2,666	-	-
State Gov"t & Services Charges Increase/(Decrease)			435,153	-	-	435,153	-	-	-

Consumer and Business Svcs, Dept of
Division of Financial Regulation
2023-25 Biennium

Leg. Adopted Budget
Cross Reference Number: 44000-018-00-00-00000

Description	*Positions*	*Full-Time Equivalent (FTE)*	*ALL FUNDS*	*General Fund*	*Lottery Funds*	*Other Funds*	*Federal Funds*	*Nonlimited Other Funds*	*Nonlimited Federal Funds*
Subtotal	**-**	**-**	**1,243,916**	**83,398**	**-**	**1,157,852**	2,666	**-**	**-**
040 - Mandated Caseload									
040 - Mandated Caseload	-	-	-	-	-	-	-	-	-
050 - Fundshifts and Revenue Reductions									
050 - Fundshifts	-	-	-	(2,332,309)	-	2,332,309	-	-	-
060 - Technical Adjustments									
060 - Technical Adjustments	-	-	1,031,490	-	-	1,031,490	-	-	-
Subtotal: 2023-25 Current Service Level	**185**	**185.00**	**65,344,930**	**51,646**	**-**	**64,565,416**	32,957	**694,911**	**-**

Consumer and Business Svcs, Dept of
Division of Financial Regulation
2023-25 Biennium

Leg. Adopted Budget
Cross Reference Number: 44000-018-00-00-00000

Description	Positions	Full-Time Equivalent (FTE)	ALL FUNDS	General Fund	Lottery Funds	Other Funds	Federal Funds	Nonlimited Other Funds	Nonlimited Federal Funds
Subtotal: 2023-25 Current Service Level	**185**	**185.00**	**65,344,930**	**51,646**	**-**	**64,565,416**	32,957	**694,911**	**-**
070 - Revenue Reductions/Shortfall									
070 - Revenue Shortfalls	(6)	(6.00)	(2,419,028)	-	-	(2,386,071)	(32,957)	-	-
Modified 2023-25 Current Service Level	**179**	**179.00**	**62,925,902**	**51,646**	**-**	**62,179,345**	**-**	**694,911**	**-**
080 - E-Boards									
081 - June 2022 Emergency Board	-	-	-	-	-	-	-	-	-
Subtotal Emergency Board Packages	**-**	**-**	**-**	**-**	**-**	**-**	**-**	**-**	**-**
Policy Packages									
090 - Analyst Adjustments	-	-	-	(51,646)	-	51,646	-	-	-
091 - Additional Analyst Adjustments	-	-	-	-	-	-	-	-	-
092 - Statewide AG Adjustment	-	-	-	-	-	-	-	-	-
093 - Statewide Adjustment DAS Chgs	-	-	-	-	-	-	-	-	-
801 - LFO Analyst Adjustments	-	-	-	-	-	-	-	-	-
802 - Vacant Position Reductions	(3)	(3.00)	(597,684)	-	-	(597,684)	-	-	-
810 - Statewide Adjustments	-	-	(398,262)	-	-	(398,262)	-	-	-
811 - Budget Reconciliation	-	-	-	-	-	-	-	-	-
813 - Policy Bills	2	1.76	10,393,156	5,000,000	-	5,393,156	-	-	-
816 - Capital Construction	-	-	-	-	-	-	-	-	-
101 - Workers' Compensation Modernization	-	-	-	-	-	-	-	-	-
102 - Oregon Reinsurance Program	-	-	221,920,000	-	-	101,844,586	120,075,414	-	-
103 - Information Systems Examiners	1	0.88	262,175	-	-	262,175	-	-	-
104 - Non-Depository Licensing	2	1.76	410,036	-	-	410,036	-	-	-
105 - Insurance Institutions Section	1	0.88	252,607	-	-	252,607	-	-	-

Consumer and Business Svcs, Dept of
Division of Financial Regulation
2023-25 Biennium

Leg. Adopted Budget
Cross Reference Number: 44000-018-00-00-00000

Description	*Positions*	*Full-Time Equivalent (FTE)*	*ALL FUNDS*	*General Fund*	*Lottery Funds*	*Other Funds*	*Federal Funds*	*Nonlimited Other Funds*	*Nonlimited Federal Funds*
106 - Prescription Drug Affordability Board	6	6.00	2,471,178	-	-	2,471,178	-	-	-
107 - Consumer Education Advocacy	3	2.64	695,825	-	-	695,825	-	-	-
108 - Community Engagement	-	-	-	-	-	-	-	-	-
109 - Agency-wide IT Service Desk	-	-	-	-	-	-	-	-	-
110 - Agency-wide IT Internal Security	-	-	-	-	-	-	-	-	-
112 - Agencywide Financial Services	-	-	-	-	-	-	-	-	-
114 - Workers' Compensation Board IT Support	-	-	-	-	-	-	-	-	-
115 - Agency-wide Data Modernization	-	-	-	-	-	-	-	-	-
116 - Information Technology & Research Workload	-	-	-	-	-	-	-	-	-
117 - Agency-wide IT Training	-	-	-	-	-	-	-	-	-
118 - Occupational Safety and Health Lab	-	-	-	-	-	-	-	-	-
Subtotal Policy Packages	**12**	**10.92**	**235,409,031**	**4,948,354**	**-**	**110,385,263**	120,075,414	**-**	**-**
Total 2023-25 Leg. Adopted Budget	**191**	**189.92**	**298,334,933**	**5,000,000**	**-**	**172,564,608**	120,075,414	**694,911**	**-**
Percentage Change From 2021-23 Leg Approved Budget	3.80%	5.31%	10.84%	197.73%	-	6.30%	14.97%	-	-
Percentage Change From 2023-25 Current Service Level	3.24%	2.66%	356.55%	9,581.29%	-	167.27%	364,239.64%	-	-

Consumer and Business Svcs, Dept of
Building Codes Division
2023-25 Biennium

Leg. Adopted Budget
Cross Reference Number: 44000-019-00-00-00000

Description	Positions	Full-Time Equivalent (FTE)	ALL FUNDS	General Fund	Lottery Funds	Other Funds	Federal Funds	Nonlimited Other Funds	Nonlimited Federal Funds
2021-23 Leg Adopted Budget	135	135.00	54,346,211	10,678,004	-	43,639,212	28,995	-	-
2021-23 Emergency Boards	-	-	1,171,766	15,444	-	911,515	244,807	-	-
2021-23 Leg Approved Budget	**135**	**135.00**	**55,517,977**	**10,693,448**	**-**	**44,550,727**	273,802	**-**	**-**
2023-25 Base Budget Adjustments									
Net Cost of Position Actions									
Administrative Biennialized E-Board, Phase-Out	-	-	2,378,916	10,469	-	2,613,254	(244,807)	-	-
Estimated Cost of Merit Increase			-	-	-	-	-	-	-
Base Debt Service Adjustment			-	-	-	-	-	-	-
Base Nonlimited Adjustment			-	-	-	-	-	-	-
Capital Construction			-	-	-	-	-	-	-
Subtotal 2023-25 Base Budget	**135**	**135.00**	**57,896,893**	**10,703,917**	**-**	**47,163,981**	28,995	**-**	**-**
Essential Packages									
010 - Non-PICS Pers Svc/Vacancy Factor									
Vacancy Factor (Increase)/Decrease	-	-	171,318	-	-	171,318	-	-	-
Non-PICS Personal Service Increase/(Decrease)	-	-	28,304	9,678	-	18,626	-	-	-
Subtotal	**-**	**-**	**199,622**	**9,678**	**-**	**189,944**	-	**-**	**-**
020 - Phase In / Out Pgm & One-time Cost									
021 - Phase-in	-	-	-	-	-	-	-	-	-
022 - Phase-out Pgm & One-time Costs	(1)	(1.00)	(10,703,917)	(10,703,917)	-	-	-	-	-
Subtotal	**(1)**	**(1.00)**	**(10,703,917)**	**(10,703,917)**	**-**	**-**	-	**-**	**-**
030 - Inflation & Price List Adjustments									
Cost of Goods & Services Increase/(Decrease)	-	-	571,490	-	-	569,367	2,123	-	-
State Gov"t & Services Charges Increase/(Decrease)			271,294	-	-	271,294	-	-	-

Consumer and Business Svcs, Dept of
Building Codes Division
2023-25 Biennium

Leg. Adopted Budget
Cross Reference Number: 44000-019-00-00-00000

Description	*Positions*	*Full-Time Equivalent (FTE)*	*ALL FUNDS*	*General Fund*	*Lottery Funds*	*Other Funds*	*Federal Funds*	*Nonlimited Other Funds*	*Nonlimited Federal Funds*
Subtotal	**-**	**-**	**842,784**	**-**	**-**	**840,661**	2,123	**-**	**-**
040 - Mandated Caseload									
040 - Mandated Caseload	-	-	-	-	-	-	-	-	-
050 - Fundshifts and Revenue Reductions									
050 - Fundshifts	-	-	-	-	-	-	-	-	-
060 - Technical Adjustments									
060 - Technical Adjustments	-	-	(1,278,768)	-	-	(1,278,768)	-	-	-
Subtotal: 2023-25 Current Service Level	**134**	**134.00**	**46,956,614**	**9,678**	**-**	**46,915,818**	31,118	**-**	**-**

Consumer and Business Svcs, Dept of
Building Codes Division
2023-25 Biennium

Leg. Adopted Budget
Cross Reference Number: 44000-019-00-00-00000

Description	Positions	Full-Time Equivalent (FTE)	ALL FUNDS	General Fund	Lottery Funds	Other Funds	Federal Funds	Nonlimited Other Funds	Nonlimited Federal Funds
Subtotal: 2023-25 Current Service Level	**134**	**134.00**	**46,956,614**	**9,678**	**-**	**46,915,818**	31,118	**-**	**-**
070 - Revenue Reductions/Shortfall									
070 - Revenue Shortfalls	-	-	-	-	-	-	-	-	-
Modified 2023-25 Current Service Level	**134**	**134.00**	**46,956,614**	**9,678**	**-**	**46,915,818**	31,118	**-**	**-**
080 - E-Boards									
081 - June 2022 Emergency Board	-	-	-	-	-	-	-	-	-
Subtotal Emergency Board Packages	**-**	**-**	**-**	**-**	**-**	**-**	-	**-**	**-**
Policy Packages									
090 - Analyst Adjustments	-	-	-	(9,678)	-	9,678	-	-	-
091 - Additional Analyst Adjustments	-	-	-	-	-	-	-	-	-
092 - Statewide AG Adjustment	-	-	-	-	-	-	-	-	-
093 - Statewide Adjustment DAS Chgs	-	-	-	-	-	-	-	-	-
801 - LFO Analyst Adjustments	-	-	-	-	-	(271,676)	271,676	-	-
802 - Vacant Position Reductions	(3)	(3.00)	(609,745)	-	-	(609,745)	-	-	-
810 - Statewide Adjustments	-	-	(221,298)	-	-	(221,107)	(191)	-	-
811 - Budget Reconciliation	-	-	6,300,000	6,300,000	-	-	-	-	-
813 - Policy Bills	2	1.76	756,051	-	-	756,051	-	-	-
816 - Capital Construction	-	-	-	-	-	-	-	-	-
101 - Workers' Compensation Modernization	-	-	-	-	-	-	-	-	-
102 - Oregon Reinsurance Program	-	-	-	-	-	-	-	-	-
103 - Information Systems Examiners	-	-	-	-	-	-	-	-	-
104 - Non-Depository Licensing	-	-	-	-	-	-	-	-	-
105 - Insurance Institutions Section	-	-	-	-	-	-	-	-	-

Consumer and Business Svcs, Dept of
Building Codes Division
2023-25 Biennium

Leg. Adopted Budget
Cross Reference Number: 44000-019-00-00-00000

Description	*Positions*	*Full-Time Equivalent (FTE)*	*ALL FUNDS*	*General Fund*	*Lottery Funds*	*Other Funds*	*Federal Funds*	*Nonlimited Other Funds*	*Nonlimited Federal Funds*
106 - Prescription Drug Affordability Board	-	-	-	-	-	-	-	-	-
107 - Consumer Education Advocacy	-	-	-	-	-	-	-	-	-
108 - Community Engagement	-	-	-	-	-	-	-	-	-
109 - Agency-wide IT Service Desk	-	-	-	-	-	-	-	-	-
110 - Agency-wide IT Internal Security	-	-	-	-	-	-	-	-	-
112 - Agencywide Financial Services	-	-	-	-	-	-	-	-	-
114 - Workers' Compensation Board IT Support	-	-	-	-	-	-	-	-	-
115 - Agency-wide Data Modernization	-	-	-	-	-	-	-	-	-
116 - Information Technology & Research Workload	-	-	-	-	-	-	-	-	-
117 - Agency-wide IT Training	-	-	-	-	-	-	-	-	-
118 - Occupational Safety and Health Lab	-	-	-	-	-	-	-	-	-
Subtotal Policy Packages	**(1)**	**(1.24)**	**6,225,008**	**6,290,322**	**-**	**(336,799)**	271,485	**-**	**-**
Total 2023-25 Leg. Adopted Budget	**133**	**132.76**	**53,181,622**	**6,300,000**	**-**	**46,579,019**	302,603	**-**	**-**
Percentage Change From 2021-23 Leg Approved Budget	-1.48%	-1.66%	-4.21%	-41.09%	-	4.55%	10.52%	-	-
Percentage Change From 2023-25 Current Service Level	-0.75%	-0.93%	13.26%	64,996.09%	-	-0.72%	872.44%	-	-

Consumer and Business Svcs, Dept of
Universal Health Plan Governance Board
2023-25 Biennium

Leg. Adopted Budget
Cross Reference Number: 44000-020-00-00-00000

Description	*Positions*	*Full-Time Equivalent (FTE)*	*ALL FUNDS*	*General Fund*	*Lottery Funds*	*Other Funds*	*Federal Funds*	*Nonlimited Other Funds*	*Nonlimited Federal Funds*
2021-23 Leg Adopted Budget	-	-	-	-	-	-	-	-	-
2021-23 Emergency Boards	-	-	-	-	-	-	-	-	-
2021-23 Leg Approved Budget	**-**	**-**	**-**	**-**	**-**	**-**	**-**	**-**	**-**
2023-25 Base Budget Adjustments									
Net Cost of Position Actions									
Administrative Biennialized E-Board, Phase-Out	-	-	-	-	-	-	-	-	-
Estimated Cost of Merit Increase				-	-	-	-	-	-
Base Debt Service Adjustment				-	-	-	-	-	-
Base Nonlimited Adjustment				-	-	-	-	-	-
Capital Construction				-	-	-	-	-	-
Subtotal 2023-25 Base Budget	**-**	**-**	**-**	**-**	**-**	**-**	**-**	**-**	**-**
020 - Phase In / Out Pgm & One-time Cost									
021 - Phase-in	-	-	-	-	-	-	-	-	-
022 - Phase-out Pgm & One-time Costs	-	-	-	-	-	-	-	-	-
Subtotal	**-**	**-**	**-**	**-**	**-**	**-**	**-**	**-**	**-**
040 - Mandated Caseload									
040 - Mandated Caseload	-	-	-	-	-	-	-	-	-
050 - Fundshifts and Revenue Reductions									
050 - Fundshifts	-	-	-	-	-	-	-	-	-
060 - Technical Adjustments									
060 - Technical Adjustments	-	-	-	-	-	-	-	-	-
Subtotal: 2023-25 Current Service Level	**-**	**-**	**-**	**-**	**-**	**-**	**-**	**-**	**-**

Consumer and Business Svcs, Dept of
Universal Health Plan Governance Board
2023-25 Biennium

Leg. Adopted Budget
Cross Reference Number: 44000-020-00-00-00000

Description	Positions	Full-Time Equivalent (FTE)	ALL FUNDS	General Fund	Lottery Funds	Other Funds	Federal Funds	Nonlimited Other Funds	Nonlimited Federal Funds
Subtotal: 2023-25 Current Service Level	**-**	**-**	**-**	**-**	**-**	**-**	**-**	**-**	**-**
070 - Revenue Reductions/Shortfall									
070 - Revenue Shortfalls	-	-	-	-	-	-	-	-	-
Modified 2023-25 Current Service Level	**-**	**-**	**-**	**-**	**-**	**-**	**-**	**-**	**-**
080 - E-Boards									
081 - June 2022 Emergency Board	-	-	-	-	-	-	-	-	-
Subtotal Emergency Board Packages	**-**	**-**	**-**	**-**	**-**	**-**	**-**	**-**	**-**
Policy Packages									
090 - Analyst Adjustments	-	-	-	-	-	-	-	-	-
091 - Additional Analyst Adjustments	-	-	-	-	-	-	-	-	-
092 - Statewide AG Adjustment	-	-	-	-	-	-	-	-	-
093 - Statewide Adjustment DAS Chgs	-	-	-	-	-	-	-	-	-
801 - LFO Analyst Adjustments	-	-	-	-	-	-	-	-	-
802 - Vacant Position Reductions	-	-	-	-	-	-	-	-	-
810 - Statewide Adjustments	-	-	-	-	-	-	-	-	-
811 - Budget Reconciliation	-	-	-	-	-	-	-	-	-
813 - Policy Bills	3	2.68	1,442,576	1,442,576		-	-	-	-
816 - Capital Construction	-	-	-	-	-	-	-	-	-
101 - Workers' Compensation Modernization	-	-	-	-	-	-	-	-	-
102 - Oregon Reinsurance Program	-	-	-	-	-	-	-	-	-
103 - Information Systems Examiners	-	-	-	-	-	-	-	-	-
104 - Non-Depository Licensing	-	-	-	-	-	-	-	-	-
105 - Insurance Institutions Section	-	-	-	-	-	-	-	-	-

Consumer and Business Svcs, Dept of
Universal Health Plan Governance Board
2023-25 Biennium

Leg. Adopted Budget
Cross Reference Number: 44000-020-00-00-00000

Description	Positions	Full-Time Equivalent (FTE)	ALL FUNDS	General Fund	Lottery Funds	Other Funds	Federal Funds	Nonlimited Other Funds	Nonlimited Federal Funds
106 - Prescription Drug Affordability Board	-	-	-	-	-	-	-	-	-
107 - Consumer Education Advocacy	-	-	-	-	-	-	-	-	-
108 - Community Engagement	-	-	-	-	-	-	-	-	-
109 - Agency-wide IT Service Desk	-	-	-	-	-	-	-	-	-
110 - Agency-wide IT Internal Security	-	-	-	-	-	-	-	-	-
112 - Agencywide Financial Services	-	-	-	-	-	-	-	-	-
114 - Workers' Compensation Board IT Support	-	-	-	-	-	-	-	-	-
115 - Agency-wide Data Modernization	-	-	-	-	-	-	-	-	-
116 - Information Technology & Research Workload	-	-	-	-	-	-	-	-	-
117 - Agency-wide IT Training	-	-	-	-	-	-	-	-	-
118 - Occupational Safety and Health Lab	-	-	-	-	-	-	-	-	-
Subtotal Policy Packages	**3**	**2.68**	**1,442,576**	**1,442,576**	**-**	**-**	-	**-**	**-**
Total 2023-25 Leg. Adopted Budget	**3**	**2.68**	**1,442,576**	**1,442,576**	**-**	**-**	-	**-**	**-**
Percentage Change From 2021-23 Leg Approved Budget	-	-	-	-	-	-	-	-	-
Percentage Change From 2023-25 Current Service Level	-	-	-	-	-	-	-	-	-

Agency Name: Department of Consumer and Business Services

2023-25 Biennium **Agency Number: 4400**

Program 1

1	2	3	4	5	8	9	10	11	12	13	14	15	16	18	22
Priority (ranked with highest priority first)		**Agency Initials**	**Program or Activity Initials**	**Program Unit/Activity Description**	**GF**	**LF**	**OF**	**NL-OF**	**FF**	**NL-FF**	**TOTAL FUNDS**	**Pos.**	**FTE**	**Included as Reduction Option (Y/N)**	**Comments on Proposed Changes to CSL included in Agency Request**
Agcy	**Prgm/ Div**														
0	0	DCBS	Shared Services	Shared administrative functions	16,652	-	50,938,839	3,605,299	-	-	$ 54,560,790	167	166.50	N	
0	0	DCBS	IT&R	CSD - BLS Grant	-	-	-	-	360,746	-	$ 360,746	0	0.00	N	
0	0	DCBS	WC NL	WC NL	-	-	-	800,000	-	-	$ 800,000	0	0.00	N	
0	0	DCBS	WBF	WBF	-	-	-	180,912,434	-	-	$ 180,912,434	0	0.00	N	
1	1	DCBS	OR-OSHA	Oregon OSHA Enforcement	-	-	36,023,606	-	9,694,641	-	$ 45,718,247	136	135.50	N	Impact ability to administer Oregon Safe Employment Act (OSEA) via a comprehensive enforcement program that through inspections and accident/fatality investigations ensure occupational safety and health rules are carried out in workplaces. In addition, the state's ability to retain federal OSHA funding and state jurisdiction over worker health and safety would be impacted (State Plan).
2	1	DCBS	WCD	Workers' Compensation Division - WC Coverage/Compliance Non-complying Employer	-	-	14,586,757	-	-	-	$ 14,586,757	52	49.80	N	Lack of enforcement actions will create more uninsured employers and lead to unfair competitive advantages for complying Oregon employers and delays in provision of benefits to eligible workers. Complying employers may have to pay more assessments to ensure that injured workers of noncomplying employers receive benefits to which they are entitled.
3	1	DCBS	BCD	Building Codes Division (BCD) Statewide Policy Development	9,678	-	8,914,005	-	-	-	$ 8,923,683	25	25.00	N	This reduction would result in the elimination of Oregon's predictable regulatory environment for businesses, as well as the equal consumer protection provided by Oregon's statewide building code. It would eliminate the division's dispute resolution efforts that field approximately 800 calls per month from contractors and local governments with issues or questions about application of the code. The programs/activities have a statutory requirement under ORS 455. This reduction option eliminates 25 positions.
4	1	DCBS	DFR	Financial Institutions (Examination and analysis of Banks & Trusts, Credit Unions, and Insurance Institutions, provide policy support*, administer the Oregon Reinsurance Program)	-	-	16,399,616	-	32,957	-	$ 16,432,573	47	47.00	N	The division would not be capable of meeting its statutory requirements for periodic examinations of insurance companies, banks, trust companies and credit unions. Our ability to provide guidance to companies would be limited.
5	2	DCBS	WCD	Workers' Compensation Division - Benefits	-	-	10,562,824	-	-	-	$ 10,562,824	46	36.10	N	Workers may not receive timely and accurate benefits to which they are entitled.
6	2	DCBS	OR-OSHA	Oregon OSHA Voluntary Services	-	-	18,065,893	-	4,861,877	-	$ 22,927,770	69	68.00	N	Impact ability to provide consultative services, voluntary programs (SHARP,VPP), outreach, technical assistance, conferences, and training to help employers identify hazards and work practices that could lead to injuries or illness and provide recommendations for correcting hazards and improving programs.
7	1	DCBS	WCB	Workers' Compensation Board	-	-	29,700,797	-	-	-	$ 29,700,797	79	79.00	N	Elimination of positions/office closures would cause delays in case processing at both the Hearings Division and Board Review levels; i.e., increased hearing sets among ALJs, the timely issuance of O&Os, reduced availability for mediations, the issuance and review of Board Review orders, not meeting statutory requirements causing a reduction in service to users of our forum.
8	3	DCBS	WCD	Ombudsman for Injured Workers	-	-	1,751,181	-	-	-	$ 1,751,181	6	6.00	N	Workers, particularly unrepresented workers, may not be aware of or receive benefits to which they are entitled.
9	2	DCBS	DFR	Product Regulation (Review and approval of insurer rates and policies, provide actuarial analysis, monitor insurer market conduct, conduct targeted exams and market intelligence analyses, provide policy support*, Drug Price Transparency Program, Prescription Drug Accountability Board)	51,646	-	18,853,100	-	-	-	$ 18,904,746	54	54.00	N	The division would not be able to meet time and quality requirements in reviewing insurance policy documents for compliance with statutes. We would not be able to meet our obligations in setting health insurance rates for the individual and small group markets.
10	3	DCBS	DFR	Licensing/Registration and Non-depository Programs (Licenses/Registers regulated individuals and entities, provides policy support*, regulates non-depository financial products and funeral consumer protection trust)	-	-	9,749,378	694,911	-	-	$ 10,444,289	28	28.00	N	
11	3	DCBS	DFR	Securities Regulation (License securities professionals and ensure securities registrations are fair, just and equitable, provide policy support*)	-	-	3,809,360	-	-	-	$ 3,809,360	11	11.00	N	
12	4	DCBS	DFR	Consumer Advocacy and Education (Complaint Resolution and Outreach for all DFR programs)	-	-	9,103,724	-	-	-	$ 9,103,724	26	26.00	N	We would not be able to meet our statutory responsibilities to provide assistance to Oregonian that have problems with a regulated entity. This would include not being able to provide educational information to help seniors identify financial scams.
13	5	DCBS	DFR	Enforcement and Investigations (Investigate violations and initiate administrative, civil, and criminal actions against those who violate the laws we enforce, provide policy support*)	-	-	6,650,238	-	-	-	$ 6,650,238	19	19.00	N	This office will not be able to issue licensing to insurance agents, mortgage loan officer and companies and many others in a timely manner. The office also would not be able to register other businesses such as money transmitters, check cashers, consumer loan companies and other timely.

Agency Name: Department of Consumer and Business Services

2023-25 Biennium **Agency Number: 4400**

Program 1

1	2	3	4	5	8	9	10	11	12	13	14	15	16	18	22
Priority (ranked with highest priority first)		**Agency Initials**	**Program or Activity Initials**	**Program Unit/Activity Description**	**GF**	**LF**	**OF**	**NL-OF**	**FF**	**NL-FF**	**TOTAL FUNDS**	**Pos.**	**FTE**	**Included as Reduction Option (Y/N)**	**Comments on Proposed Changes to CSL included in Agency Request**
Agcy	**Prgm/ Div**														
14	2	DCBS	BCD	BCD Licensing & Enforcement	-	-	6,568,215	-	-	-	$ 6,568,215	19	19.00	N	This reduction would result in the elimination BCD's license and enforcement programs for electricians, plumbers, boiler and pressure vessel installers, as well as building code inspectors. License issuance and enforcement responsibilities, if retained as requirements, would revert to the appropriate advisory boards which would need to be provided with administrative capabilities and staff to carry out the issuance of licenses and enforcement functions. The programs/activities have a statutory requirement under ORS 455, 479, 480 and 693. This reduction option eliminates 19 positions.
15	3	DCBS	BCD	BCD ePermitting	-	-	4,691,582	-	-	-	$ 4,691,582	14	14.00	N	This reduction would result in the elimination of the statewide electronic permitting system administered by BCD that serves approximately 76 communities with more than 205,000 transactions initiated for contractors and construction businesses throughout the state in 2021. The electronic system would be decommissioned, leaving the served communities to develop their own electronic system, contract for the service, or revert to non-electronic. The programs/activities have a statutory requirement under ORS 455.095 and 455.097. This reduction option eliminates 14 positions.
16		DCBS	WCD	Workers' Compensation Division - Dispute Resolution - part 2	-	-	7,695,192	-	-	-	$ 7,695,192	0	0.00	N	Administrative dispute resolution processes will not be available to workers and other parties, leading to increased litigation and costs to the system. There may be and delays in workers receiving benefits and medical treatment to which they are entitled.
		DCBS	WCD	Workers' Compensation Division - Dispute Resolution - part 1			6,891,566				$ 6,891,566	45	50.60	N	Administrative dispute resolution processes will not be available to workers and other parties, leading to increased litigation and costs to the system. There may be and delays in workers receiving benefits and medical treatment to which they are entitled.
17	5	DCBS	WCD	Workers' Benefit Fund- Reemployment Assistance	-	-	4,526,925	-	-	-	$ 4,526,925	8	14.75	N	Fewer injured workers will be able to return to work and those who do will have less opportunity for full wage recovery. Employers' claims costs will increase for wage replacement benefits because fewer workers will be able to return to work quickly.
18	6	DCBS	WCD	Workers' Benefit Fund - Retroactive and Other Benefits	-	-	4,526,925	-	-	-	$ 4,526,925	16	15.75	N	There will be reduced accountability for the expenditure of public funds and increased potential for fraudulent and inaccurate payments.
19	2	DCBS	Shared Services	5% Shared Services	-	-	2,829,936	-	-	-	$ 2,829,936	0	0.00		
20	4	DCBS	BCD	BCD Training and Outreach	-	-	3,284,107	-	-	-	$ 3,284,107	9	9.00	N	This reduction would result in the elimination of the consistent and uniform regulatory environment related to training and education requirements for building officials, inspectors and plan reviewers. It would remove the division's ability to establish statewide consistency through consistent training of building code professionals. It would also eliminate our ability to provide additional training options to local government through web-based continuing education program opportunities for inspectors, planners, designers, and contractors. The program/activity has a statutory requirement under ORS 446, 447, 455, 460, 479, 480, and 693. This reduction option eliminates 9 positions.
21	7	DCBS	WCD	Small Business Ombudsman	-	-	679,841	-	-	-	$ 679,841	2	2.00	N	More employers may become noncomplying because they will have no advocate to assist them with obtaining required coverage. Employers who have disputes with their insurer about premiums or coverage will not have a resource to answer questions, or advocate on their behalf
22	8	DCBS	WCD	Workers' Compensation - Performance Management Team	-	-	1,508,975	-	-	-	$ 1,508,975	5	5.00	N	The division will have reduced and impaired ability to consistently improve processes and complete needed projects and initiatives that impact our stakeholders. Managers will be required to absorb duties at the expense of other responsibilities.
		DCBS	Shared Services	5% Shared Services - part 2			1,035,344				$ 1,035,344				
23	1	DCBS	Shared Services	5% Shared Services - part 1	-	-	1,794,592	-	-	-	$ 1,794,592				
24	5	DCBS	BCD	BCD Site-Built Construction Inspections (Field Services)	-	-	12,667,271	-	-	-	$ 12,667,271	36	36.00	N	This reduction would result in the elimination of field services such as electrical, plumbing, structural/mechanical and pre-fabrication inspections, plans examinations, and permit issuance specific to Salem, Pendleton and Coos Bay. The programs/activities protect property and building occupants, and have a statutory requirement under ORS 447, 455, 460, 479, and 480. This reduction option eliminates 37 positions.
25	7	DCBS	BCD	BCD Statewide Services			10,790,638		31,118		$ 10,821,756	31	31.00	N	This reduction would result in elimination of the regulatory oversight of elevators and amusement rides; boilers and pressure vessels; manufactured home ownership and structures; recreational vehicles and parks; and structural/mechanical and plumbing inspections. The programs/activities have a statutory requirement under ORS 446, 447, 455, 460, 479, 480, and 693. This reduction option eliminates 31 positions.
					77,976	-	304,600,426	186,012,644	14,981,339	-	$ 505,672,385	950	948.00		

5% OF CSL *$ 25,283,619*

Agency Name: Department of Consumer and Business Services

2023-25 Biennium **Agency Number: 4400**

Program 1

1	2	3	4	5	8	9	10	11	12	13	14	15	16	18	22
Priority (ranked with highest priority first)		**Agency Initials**	**Program or Activity Initials**	**Program Unit/Activity Description**	**GF**	**LF**	**OF**	**NL-OF**	**FF**	**NL-FF**	**TOTAL FUNDS**	**Pos.**	**FTE**	**Included as Reduction Option (Y/N)**	**Comments on Proposed Changes to CSL included in Agency Request**
Agcy	**Prgm/ Div**														

10% OF CSL *$ 50,567,239*

10% Reduction Options (ORS 291.216)

Activity or Program	Describe Reduction	Amount and Fund Type									Rank and Justification
(WHICH PROGRAM OR ACTIVITY WILL NOT BE UNDERTAKEN)	(DESCRIBE THE EFFECTS OF THIS REDUCTION. IDENTIFY REVENUE SOURCE FOR OF, FF. INCLUDE POSITIONS AND FTE FOR 2023-25 AND 2025-27)	GF	LF	OF	NL-OF	FF	NL-FF	Total Funds	Pos.	FTE	(RANK THE ACTIVITIES OR PROGRAMS NOT UNDERTAKEN IN ORDER OF LOWEST COST FOR BENEFIT OBTAINED)
1. BCD Statewide Services	This reduction would result in elimination of the regulatory oversight of elevators and amusement rides; boilers and pressure vessels; manufactured home ownership and structures; recreational vehicles and parks; and structural/mechanical and plumbing inspections. The programs/activities have a statutory requirement under ORS 446, 447, 455, 460, 479, 480, and 693. This reduction option eliminates 31 positions.			$ 10,790,638		$ 31,118		$ 10,821,756	31	31.00	1
2. BCD Site-Built Construction Inspections (Field Services)	This reduction would result in the elimination of field services such as electrical, plumbing, structural/mechanical and pre-fabrication inspections, plans examinations, and permit issuance specific to Salem, Pendleton and Coos Bay. The programs/activities protect property and building occupants, and have a statutory requirement under ORS 447, 455, 460, 479, and 480. This reduction option eliminates 37 positions.	$ -	$ -	$ 12,667,271	$ -	$ -	$ -	$ 12,667,271	36	36.00	2
3. Shared Services	5% Shared Services - part 1	$ -	$ -	$ 1,794,592	$ -	$ -	$ -	$ 1,794,592	-	-	3
4. Shared Services	5% Shared Services - part 2	$ -	$ -	$ 1,035,344	$ -	$ -	$ -	$ 1,035,344	-	-	4

10% Reduction Options (ORS 291.216)											
Activity or Program	**Describe Reduction**	**Amount and Fund Type**									**Rank and Justification**
5. Workers' Compensation - Performance Management Team	The division will have reduced and impaired ability to consistently improve processes and complete needed projects and initiatives that impact our stakeholders. Managers will be required to absorb duties at the expense of other responsibilities.	$ -	$ -	$ 1,508,975	$ -	$ -	$ -	$ 1,508,975	5	5.00	5
6. Small Business Ombudsman	More employers may become noncomplying because they will have no advocate to assist them with obtaining required coverage. Employers who have disputes with their insurer about premiums or coverage will not have a resource to answer questions, or advocate on their behalf.	$ -	$ -	$ 679,841	$ -	$ -	$ -	$ 679,841	2	2.00	6
7. BCD Training and Outreach	This reduction would result in the elimination of the consistent and uniform regulatory environment related to training and education requirements for building officials, inspectors and plan reviewers. It would remove the division's ability to establish statewide consistency through consistent training of building code professionals. It would also eliminate our ability to provide additional training options to local government through web-based continuing education program opportunities for inspectors, planners, designers, and contractors. The program/activity has a statutory requirement under ORS 446, 447, 455, 460, 479, 480, and 693. This reduction option eliminates 9 positions.	$ -	$ -	$ 3,284,107	$ -	$ -	$ -	$ 3,284,107	9	9.00	7

10% Reduction Options (ORS 291.216)												
Activity or Program	**Describe Reduction**	**Amount and Fund Type**										**Rank and Justification**
8. Shared Services	5% Shared Services	$ -	$ -	$ 2,829,323	$ -	$ -	$ -	$ 2,829,323	-	-		8
9. Workers' Benefit Fund - Retroactive and Other Benefit	There will be reduced accountability for the expenditure of public funds and increased potential for fraudulent and inaccurate payments.	$ -	$ -	$ 4,526,925	$ -	$ -	$ -	$ 4,526,925	16	15.75		9
10. Workers' Benefit Fund-Reemployment Assistance	Fewer injured workers will be able to return to work and those who do will have less opportunity for full wage recovery. Employers' claims costs will increase for wage replacement benefits because fewer workers will be able to return to work quickly.	$ -	$ -	$ 4,526,925	$ -	$ -	$ -	$ 4,526,925	8	14.75		10
11. Workers' Compensation Division - Dispute Resolution - part 1	Administrative dispute resolution processes will not be available to workers and other parties, leading to increased litigation and costs to the system. There may be and delays in workers receiving benefits and medical treatment to which they are entitled.	$ -	$ -	$ 6,892,180				$ 6,892,180	45	50.60		11
Total		$ -	$ -	$ 50,536,121	$ -	$ 31,118	$ -	$ 50,567,239	152	164.10		

Summary Cross Reference Number	*Cross Reference Description*	*2019-21 Actuals*	*2021-23 Leg Adopted Budget*	*2021-23 Leg Approved Budget*	*2023-25 Agency Request Budget*	*2023-25 Governor's Budget*	*2023-25 Leg. Adopted Budget*
005-00-00-00000	**Workers Compensation NL Accts**						
	Other Funds	429,005	800,000	800,000	800,000	800,000	800,000
006-00-00-00000	**Workers' Benefit Fund**						
	Other Funds	156,879,293	164,512,434	164,512,434	180,912,434	180,912,434	180,912,434
011-12-00-00000	**Workers' Comp Board**						
	Other Funds	24,056,643	28,151,706	28,938,862	29,700,797	29,615,472	29,624,136
011-13-00-00000	**Workers' Compensation Programs**						
	Other Funds	41,542,742	52,871,889	54,328,861	85,447,931	58,791,261	58,827,073
011-15-00-00000	**OR - OSHA**						
	Other Funds	43,369,320	50,245,491	51,646,736	55,694,026	55,067,839	55,047,352
	Federal Funds	13,063,959	13,457,541	16,882,847	14,556,518	14,556,518	14,556,518
	All Funds	56,433,279	63,703,032	68,529,583	70,250,544	69,624,357	69,603,870
015-00-00-00000	**Health Insurance Marketplace**						
	General Fund	1,268,561	-	-	-	-	-
	Other Funds	12,669,125	529,654	437,433	-	-	-
	Federal Funds	1,463,281	-	(31,836)	-	-	-
	All Funds	15,400,967	529,654	405,597	-	-	-
017-00-00-00000	**Central Services Division**						
	General Fund	-	164,243	184,286	16,652	-	-

Summary Cross Reference Number	*Cross Reference Description*	*2019-21 Actuals*	*2021-23 Leg Adopted Budget*	*2021-23 Leg Approved Budget*	*2023-25 Agency Request Budget*	*2023-25 Governor's Budget*	*2023-25 Leg. Adopted Budget*
017-00-00-00000	**Central Services Division**						
	Other Funds	70,040,628	52,656,979	54,412,919	63,300,049	62,797,661	62,968,819
	Federal Funds	309,202	356,604	363,929	360,746	360,746	360,746
	All Funds	70,349,830	53,177,826	54,961,134	63,677,447	63,158,407	63,329,565
018-00-00-00000	**Division of Financial Regulation**						
	General Fund	-	1,621,949	1,679,374	51,646	-	5,000,000
	Other Funds	128,628,869	160,949,609	163,037,826	169,721,716	168,436,009	173,259,519
	Federal Funds	97,199,246	104,441,874	104,441,874	120,108,371	120,075,414	120,075,414
	All Funds	225,828,115	267,013,432	269,159,074	289,881,733	288,511,423	298,334,933
019-00-00-00000	**Building Codes Division**						
	General Fund	-	10,678,004	10,693,448	9,678	-	6,300,000
	Other Funds	36,674,170	43,639,212	44,550,727	46,915,818	46,691,453	46,579,019
	Federal Funds	220,639	28,995	273,802	31,118	30,973	302,603
	All Funds	36,894,809	54,346,211	55,517,977	46,956,614	46,722,426	53,181,622
020-00-00-00000	**Universal Health Plan Governance Board**						
	General Fund	-	-	-	-	-	1,442,576
TOTAL AGENCY							
	General Fund	1,268,561	12,464,196	12,557,108	77,976	-	12,742,576
	Other Funds	514,289,795	554,356,974	562,665,798	632,492,771	603,112,129	608,018,352
	Federal Funds	112,256,327	118,285,014	121,930,616	135,056,753	135,023,651	135,295,281

Summary Cross Reference Number	*Cross Reference Description*	*2019-21 Actuals*	*2021-23 Leg Adopted Budget*	*2021-23 Leg Approved Budget*	*2023-25 Agency Request Budget*	*2023-25 Governor's Budget*	*2023-25 Leg. Adopted Budget*
TOTAL AGENCY							
	All Funds	627,814,683	685,106,184	697,153,522	767,627,500	738,135,780	756,056,209

Operating Funds

The Department of Consumer and Business Services is responsible for managing dedicated accounts within three operating funds:

- Consumer and Business Services Fund
- Workers' Benefit Fund
- Health System Reinsurance Fund

The department is funded by more than 475 dedicated fees, assessments, and charges subject to the provisions of ORS 291.050-.060, which impose restrictions and procedures for the establishment and revision of agency fees.

Historically, the department has not received general fund dollars. However, DCBS has received general fund revenue for the following programs:

- The Compact of Free Association (COFA) Premium Assistance Program received general fund revenues beginning in the 2015-17 biennium through the 2019-21 biennium. Senate Bill 65 (2021) transferred the COFA Premium Assistance Program to the Oregon Health Authority.
- The Prescription Drug Affordability Board received general fund money beginning in the 2021-23 biennium.
- The Building Codes Division received general fund revenue in the 2021-23 biennium for a grant program dedicated to incentivizing residential and commercial fire hardening for buildings damaged or destroyed by wildfires in 2020.
- The department received and expended general funds during the 2021-23 biennium related to COVID-19 relief efforts. This included the administration of a Quarantine Time-loss Relief Program that provided support to Oregonians who quarantined due to COVID-19, but did not have access to paid sick leave.

DCBS also receives some federal funds for its programs. The department receives no lottery funds.

DCBS transfers revenues to the general fund for general governmental purposes.

Consumer and Business Services Fund

The Consumer and Business Services Fund is the primary operating fund for the department. It is composed of a number of dedicated accounts. These accounts are established to record revenues and expenditures for DCBS programs.

Workers' Benefit Fund

House Bill 2044 (1995) created the Workers' Benefit Fund, which supports programs that help injured workers and their employers.

The fund pays for cost-of-living increases for fatally or permanently injured workers and their beneficiaries, reimburses insurers for certain return-to-work program costs, pays claims costs ordered by the Workers' Compensation Board for older claims, pays claims and administrative costs for the workers of dissolved self-insured employer groups, and pays costs for several smaller programs.

Health System Reinsurance Fund

HB 2391 (2017) created the Health System Reinsurance Fund, which is funded by an assessment on health insurers. It also received a one-time transfer from the Health Insurance Marketplace Fund, as well as the remaining funds from the Oregon Medical Insurance Pool. The fund transfers funds to the Oregon Health Authority and funds the Oregon Reinsurance Program at DCBS.

Revenue Forecast Methodology

The department's approach to setting fees and assessment rates is based on the principle that regulatory costs should be paid by those who necessitate the regulation. In general, the department sets programmatic revenues to match legislatively approved expenditures while maintaining a prudent financial reserve. When setting rates, DCBS strives to:

- Meet the cash flow needs of the program
- Accommodate the timing of receipts and expenditures
- Ensure stable funding for legislatively approved programs and services during uncertain economic times
- Minimize the volatility of fees and assessments on regulated industries and the consumers they serve

To meet these objectives, the department typically analyzes fees, assessments, and expenses over a five-year timeframe. The projected revenue levels are based on DCBS financial statements, planned programmatic expenditures, and the Oregon Office of Economic Analysis (OEA) projections of Oregon's economy. Estimates are also made on the effect of possible recessions on programs.

The projected revenue levels in the department's agency request budget are based on 2021-23 DCBS Financial Performance Reports, which include actual revenue and expenditures as of Dec. 31, 2021, the state economist's March 2022 economic projections, and industry factors compiled by DCBS.

Rate Changes

Before DCBS considers rate changes, it first attempts to create a structure that allows it to accomplish its mission while keeping expenditures in line with the forecasted revenue and budgetary limitation. If it appears expenditure requirements will exceed revenue over a sustained period, the department considers a reduced program level that can be supported by forecasted revenue. It consults with the regulated industry and stakeholders to develop a program level that will allow it to achieve its mission.

DCBS then determines a fee structure to support the needed level of regulation within its budget. The resulting fee structure is intended to generate enough revenue to closely match the regulatory costs for the program.

Other Funds

The major sources of income for the department include the following other fund revenues:

- Workers' Benefit Fund assessment
- Workers' compensation premium assessments
- Insurer assessments
- Financial institution assessments
- License fees and other charges for services
- Interest earnings and earnings from investment sales
- Fines and penalties

Federal Funds

In addition to its other fund revenues, the department receives federal funds for the following areas:

- Administration of the Occupational Safety and Health Act (OSHA)
- Collection of statistics for the U.S. Bureau of Labor Statistics
- Regulation of the production of manufactured housing
- 1332 Waiver Grant for the Reinsurance Program

The department continues to collect the maximum amount of federal dollars possible to offset state program costs. Federal funds are used to reimburse the department for approved expenditures charged against its federal funds expenditure limitation.

General Fund

Historically, DCBS has not received a general fund appropriation. However, HB 4071 (2016) appropriated $1.8 million to establish the COFA Premium Assistance Program Fund. This funded a program to provide assistance with health care premiums and out-of-pocket costs for Pacific Islanders legally residing in Oregon under the Compact of Free Association. HB 5011 (2019) appropriated another $1.4 million for the COFA program. COFA was transferred to OHA at the start of the 2021-23 biennium under SB 65 (2021).

DCBS transfers some revenue to the general fund for general government purposes. The department collects retaliatory taxes from out-of-state insurance companies, which it transfers to the general fund. It collects these retaliatory taxes from insurance companies based in states with tax rates higher than Oregon. In addition, DCBS collects a quarterly tax from surplus lines insurers that is transferred to the general fund.
The department also transfers the revenues in excess of the Division of Financial Regulation Securities Program's expenditures to the general fund. Fines collected by the insurance and mortgage programs are also transferred to the general fund.

DCBS transferred about $158 million in insurance taxes and $26 million in securities fees to the general fund during the 2019-21 biennium.

Revenue Descriptions

Workers' Benefit Fund Assessment
This assessment pays for programs that help injured workers and their employers. For example, the fund provides benefit increases to permanently and totally disabled workers and to families of workers who died from a workplace injury or disease to reflect changes in state average wages, an approximation of the cost of living. The fund also supports Oregon's highly successful return-to-work programs that help injured workers quickly return to work and earn close to their pre-injury wages. Employers and workers pay the assessment through the Combined Tax Reporting Program. The current rate is 2.2 cents per hour. Employers and employees evenly split the rate. The assessment funds the following programs and activities:

- Retroactive Program
- Reemployment Assistance Program
- Noncomplying Employers Program
- Reopened Claims Program
- Oregon Institute of Occupational Health Sciences, Oregon Health and Science University (1/16th of 1 cent, per ORS 656.630)
- Supplemental disability benefits
- Lost wages for injured workers with multiple jobs
- Self-insured group claims
- Bureau of Labor and Industries to enforce chapter 659A anti-discrimination laws [ORS 656.605(2)(f)]
- Workers with Disabilities Program

Each year, the DCBS director may adjust the cents-per-hour assessment rate. The department reviews the Workers' Benefit Fund assessment and sets it at a level that will finance projected payments,

plus an adequate ending fund balance to minimize volatility and support the long-term liability of the fund.

Because the assessment is based on hours worked, the severe recession from 2010 to 2013 significantly reduced the fund's revenue. To address this, in 2013, the assessment rate was increased to 3.3 cents per hour worked, but it was reduced to 2.8 cents per hour in January 2017. It was then lowered to 2.4 cents per hour for January 2019 and 2.2 cents per hour for January 2020. The reductions reflected lower program expenditures and an expanding economy. The WBF balance was sufficient to weather the employment losses due to COVID-19 and no rate change was needed for 2022.

When evaluating the assessment rates for 2022, DCBS determined that the rate could be maintained at 2.2 cents per hour. Under optimal conditions, revenue collected would cover expenditures. In a recession, the fund balance is large enough to sustain the fund for a number of years. The department evaluates these factors when it considers changes in the assessment rate as part of its normal rate setting process each year.

The legislature has expanded the use of the WBF in recent years. Senate Bill 1558 (2014) provided for claims payments from the WBF for self-insurer groups that have become insolvent and exhausted their reserves. HB 2337 and HB 2338, both passed during the 2017 legislative session, increased some payments to workers with permanent total disability and the beneficiaries of injured workers.

SB 1558 also required the Management-Labor Advisory Committee (MLAC) to recommend the WBF's appropriate fund balance. MLAC's recommendation that the fund's minimum balance be 12 months of estimated expenditures was adopted in HB 2788 (2019).

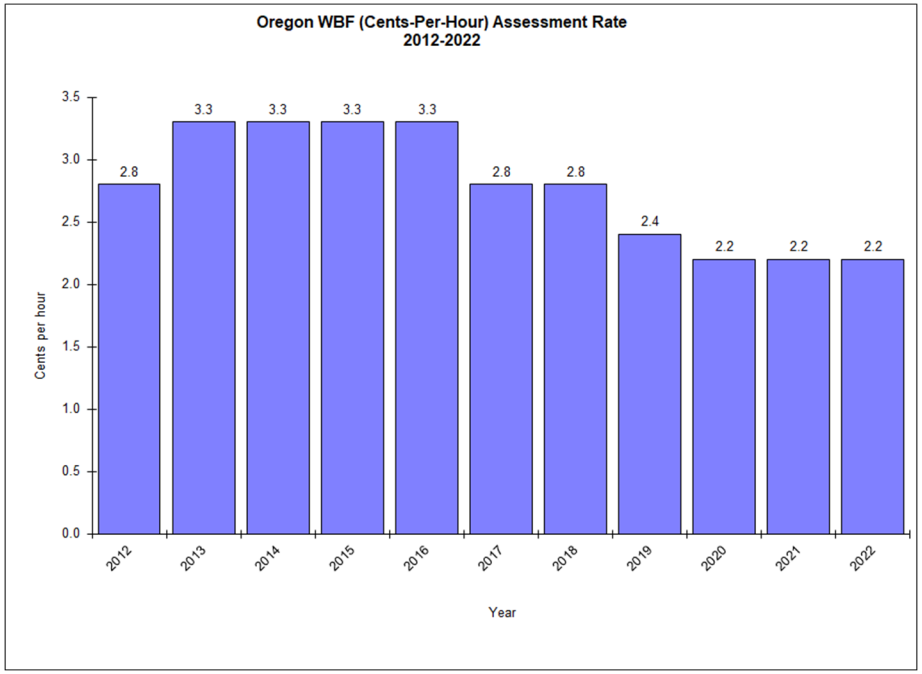

Workers' Compensation Premium Assessment

Like other forms of insurance, employers pay premiums to their insurer in return for workers' compensation coverage. An assessment on this premium is collected from employers and forwarded to the state by insurers and self-insured employers.

The premium assessment is a percentage charged against workers' compensation premiums. Insurance premiums are based on two main components:

- Pure premium – This is the amount of premium that is needed to cover claims costs. DCBS sets the pure premium rate, which decreases when there is a decline in medical care costs and increases as costs increase.
- Additional administrative charges set by each individual insurance company to cover its cost of doing business and earnings.

The pure premium rate, the rate paid per $100 of payroll that covers workers' compensation claim costs, has declined by 44 percent between 2015 and 2022. The 2022 decline was 5.8 percent. As pure premium costs decrease, and employers pay less for workers' compensation insurance premiums, the percentage charged for the premium assessment yields less revenue. The 2022 decline reduced employers' premiums by about $46 million per year. This reduced the forecast revenue by about $4.1 million a year.

When this occurs, the premium assessment percentage needs to increase to maintain the existing service delivery. The 2022 increase in the assessment rate restored $7.1 million of this lost revenue needed to maintain workers' compensation and safety programs and to fund the workers' compensation system modernization costs.

The DCBS director sets the assessment rate each fall for the following calendar year. Statute requires the director to use an administrative hearing process to set the assessment at a rate sufficient to support legislatively approved workers' compensation-related programs and services, including an appropriate ending fund balance to accommodate economic and other system variables.

The current rate is 9.8 percent of earned premiums for insurers, 9.9 percent for self-insured employers and public self-insured groups, and 10.3 percent for private self-insured employer groups. The additional amounts paid by self-insured employers and self-insured employer groups go into separate reserve accounts.

The need for future assessment rate changes is subject to changing circumstances. There are several factors that could necessitate further changes in the assessment rate, including:

- Effects of COVID-19
- Changes in the premium rates charged to employers for workers' compensation insurance
- Changes in federal funds that support Oregon OSHA programs
- Changes in legislatively approved expenditures, such as the workers' compensation modernization effort

Premium assessment funds are dedicated for the following purposes:

- Operating costs of regulating the workers' compensation system, including the Ombuds for Oregon Workers and Small Business Ombudsman
- Claims costs not recovered from uninsured employers
- Oregon Institute of Occupational Health Sciences, Oregon Health and Science University (per ORS 656.630)

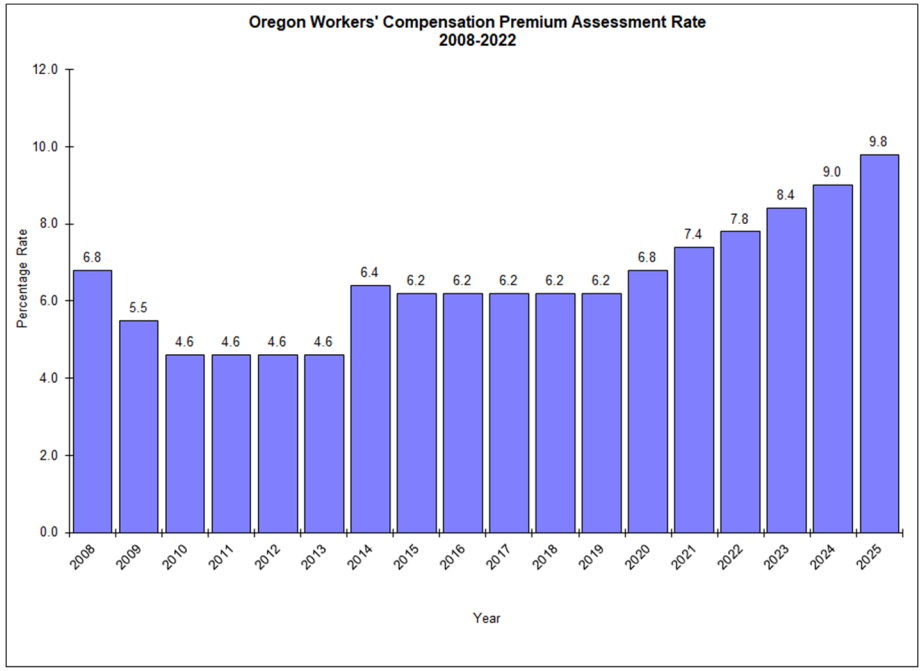

Workers' Compensation Self-Insured Employer Assessment

The director may impose additional assessments on self-insured employers and self-insured employer groups. These additional assessments are deposited into the Self-Insured Employers Adjustment Reserve (SIEAR) and the Self-Insured Employer Group Adjustment Reserve (SIEGAR). The department currently collects an additional 0.1 percent assessment from self-insured employers and public-sector self-insured employer groups and an additional 0.5 percent assessment from private-sector self-insured employer groups. These rates are set during the administrative hearing process used to set the workers' compensation premium assessment rate.

These reserves are guaranty funds. Claims payments are made from the SIEAR and SIEGAR on behalf of workers of self-insured employers when funds are not available from the employer and after any excess insurance or security deposits are exhausted. With the passage of SB 1558 (2014), effective April 1, 2014, the assessments paid by the self-insured employer groups are paid into separate public-sector and private-sector accounts rather than into the SIEGAR account.

These assessment rates have been stable over time. The following table shows the rate history for self-insured employers and self-insured employer groups:

Self-insured employer assessment rates

CY	Self-insured employer rates	Self-insurer group rates	Self-insurer public-sector group rates	Self-insurer private-sector group rates
1987	0.2%	0.2%	-	-
1988 - 2004	0.0%	0.2%	-	-
2005 - 2013	0.2%	0.2%	-	-
2014	0.2%	1.0%	-	-
2015 - 2019	0.2%	-	0.2%	1.0%
2020 - 2022	0.1%	-	0.1%	0.5%

Federal Occupational Safety and Health Administration Grant

The department receives a grant from the U.S. Department of Labor that provides up to 50 percent funding for carrying out the Occupational Safety and Health Act of 1970. The department also has a contractual agreement with the federal Occupational Safety and Health Administration for 90 percent funding for safety and health consultative services to private-sector employers.

The amount of federal funds received for Oregon OSHA has fluctuated over the past several years. Since Oregon OSHA is also funded by the workers' compensation premium assessment, any declines in federal revenues may require more funding from the assessment.

Federal Bureau of Labor Statistics Grant

An agreement between the department and the U.S. Bureau of Labor Statistics provides 50 percent funding to conduct research and analysis related to occupational safety and health.

Division of Financial Regulation Assessments and Fees

The Division of Financial Regulation (DFR) is funded primarily by annual assessments on insurance premiums, banking assets, credit union assets, program licensing and registration fees, examination fees, and security licensing and registration fees. In total, there are about 150 fees and assessments.

The entities for which there are DFR fees and assessment include:

- Insurance companies and agents
- Captive insurers
- Legal expense organizations
- Purchasing groups
- Risk retention groups
- Car rental agencies
- Life settlement brokers
- Firms selling service contracts
- Companies selling vehicle theft protection products
- Companies selling portable electronics insurance
- Provider networks
- Self-service storage facilities
- Pharmacy benefit managers
- Drug manufacturers
- State-chartered banks and credit unions
- Mortgage lenders, loan originators, and loan servicers
- Nondepository financial companies
- People and companies selling securities

State-chartered banks and credit unions pay annual assessments based on fee schedules that are in administrative rule. These assessments are evaluated annually. If the system stays stable, we do not anticipate any significant changes in these rates during the 2023-25 biennium.

With the expansion of state-chartered credit unions, and the growth of their assets, the credit union program's finances are stable. DFR annually reviews the credit union program's finances to determine if an adjustment is in order. DFR reduced the credit union program's assessment rates in 2022.

Mortgage lenders, mortgage brokers, and mortgage servicers pay annual licensing fees to operate in Oregon.

DFR oversees a set of nondepository programs, including pawnbrokers, consumer lenders, collection agencies, money transmitters, and check cashers.

Oregon-certified funeral providers pay an assessment that provides restitution for consumers who prepay for funeral services and merchandise as part of "preneed" or "prearrangement" contracts. If a funeral home or cemetery cannot provide the services or merchandise that a customer paid for, a consumer may receive restitution.
DFR also licenses companies and people who sell and register securities offerings. These fees fund the securities program, and the excess fees are transferred to the general fund. Securities fees are

reviewed in even-numbered years. Statute requires that Oregon's security fees be set as nearly as possible to the median of the fees charged for similar securities by the regulatory agencies in all other states. As a result, Oregon's securities fees depend on the actions of the regulatory bodies in other states. In 2020, no fees were changed. The studies in 2022 and 2024 may lead to changes.

Insurance companies authorized to conduct business in Oregon pay an annual assessment on insurance premiums to partially fund insurance regulation. The premium-weighted average of the percentage rates may not exceed 0.09 percent of gross premiums. DFR determines the insurance assessment by determining the amount of the legislatively approved expenditures for insurance regulation that are not covered by insurance licensing fees. This amount is divided by the previous year's insurance premiums to generate the assessment rates. Assessment revenue is divided among the four major insurance industry segments based on the percentage of time spent by DFR staff members on regulation of the industry area. Because of the statutory definition of the assessment, the assessment rates vary by small amounts each year. From FY 2016 to FY 2022, the average rates have varied between 0.036 percent and 0.0523 percent. Future rates will depend on the growth of expenditures and the growth of insurance premiums. If insurance premiums do not grow, the average assessment rate may need to increase to cover expenditures.

Insurance Taxes

DCBS collects several taxes that are submitted directly to the general fund. The retaliatory tax is an annual tax that equalizes the tax on insurance companies headquartered out of state doing business in Oregon with the company's tax burden in its home state. The surplus lines tax is a quarterly two percent tax levied on all surplus lines premium in Oregon. The ocean marine tax is an annual five percent tax on ocean marine insurance underwriting profit.

The forecast for these insurance taxes is updated quarterly. Forecasts are based on actual collections and the Oregon Office of Economic Analysis' latest economic forecasts. The retaliatory tax comprises nearly 90 percent of the insurance tax revenue and fluctuates depending on economic conditions in Oregon and other states. No changes in the insurance tax rates are anticipated during the 2023-25 biennium.

Health System Reinsurance Assessment

HB 2391 (2017) created the Health System Reinsurance Fund. The fund provides funding to the Oregon Health Authority and the Oregon Reinsurance Program at DCBS. It is funded by an assessment on health insurers. It also received a one-time transfer from the Health Insurance Marketplace Fund and the Oregon Medical Insurance Pool.

The Health System Reinsurance Program is funded by a quarterly assessment rate of, initially, 1.5 percent on earned premiums of health insurers and the Public Employees Benefit Board (PEBB). Under the provisions of HB 2391, this assessment was in effect for eight quarters beginning Jan. 1, 2018, and due 45 days after the end of each quarter. HB 2010 (2019) raised the assessment rate to 2.0 percent and extended the assessment through the end of 2026. Due to the timing of insurance group renewals, the revenue is expected to be received through the third quarter of FY 2027.

Building Codes Fees

Fees for permits, inspections, and licenses are the major sources of Building Codes Division revenue. In addition, surcharges are levied on permit fees, including those collected by local jurisdictions that have assumed responsibility for code administration and enforcement.

BCD has a cooperative agreement with the U.S. Department of Housing and Urban Development and is reimbursed for the costs of working with the Office of Manufactured Housing Programs as the State Administrative Agency, which is the consumer assistance side of the federal program. No state match is required.

The revenues for BCD are evaluated at least once per biennium to account for changes in trends, economic factors, and industry drivers. Revenue is separated into electrical, plumbing, structural, and other programs. Revenue is specifically dedicated to the program from which the revenue is sourced, preventing the division from balancing overall resources across the entire organization. Construction industry trends, both upturns and downturns, often have a longer cycle than a single biennium. BCD has more than 350 dedicated fees. We do not anticipate any changes in BCD fees during the 2023-25 biennium.

Fire Insurance Premium Taxes

Fire insurance premium taxes collected by the department are transferred to the Oregon State Police, Office of the State Fire Marshal.

As specified by ORS 731.820, the Fire Marshal tax is collected quarterly at the rate of 1.15 percent of all fire insurance premiums specified by policy type and a percentage allocation. Surplus lines insurers also pay a Fire Marshal tax based upon 0.3 percent of all reported premiums. The Oregon Surplus Lines Association collects this tax and then transfers it quarterly to DCBS.

The Fire Marshal tax forecast is based on the expected premium growth in the insurance lines subject to the tax (fire, auto, multiple peril, inland marine, and aircraft). These premium forecasts are based on forecasts of economic variables produced by the Oregon Office of Economic Analysis and are updated each quarter.

The Fire Marshal tax was increased from 1.0 percent to 1.15 percent in 2013 after 30 years at the 1.0 percent rate. No changes in the Fire Marshal tax rates are expected during the 2023-25 biennium.

Investment Income

Income from investments is accounted for by dedicated revenue sources within two of the department's main funds: Consumer and Business Services Fund and Workers' Benefit Fund. The State Treasurer invests the monies in these two funds. The Health System Reinsurance Fund earns interest at the Oregon Short Term Fund interest rate.

Fines and Penalties

The majority of the department's civil penalty revenue is generated through fines issued to employers that are found, through safety and health inspections, to be in violation of the Oregon Safe Employment Act, as well as employers that violate workers' compensation system laws. These revenues are placed into the Consumer and Business Services Fund and are expended for occupational safety and health training grants, scholarships for children of workers who have been killed or permanently disabled, and for the general operating expenses of the workers' compensation-related program areas.

Civil penalty revenue is also generated through fines issued to employers found to be in noncompliance with coverage requirements of the workers' compensation law and against workers' compensation insurers in noncompliance with the claims-processing requirements of the workers' compensation law and relevant administrative rules. These revenues reduce the revenue required from the workers' compensation premium assessment.

Other fines and penalties are issued for violation of the statutory provisions administered by the department. Mortgage lending, securities, and insurance fines and penalties collected by the Division of Financial Regulation are deposited into the state general fund for general governmental purposes. Other fines and penalties collected by DFR and BCD are retained in those programs.

DCBS Revenue by Category
$1.6 Billion (excludes Intrafund Transfers)

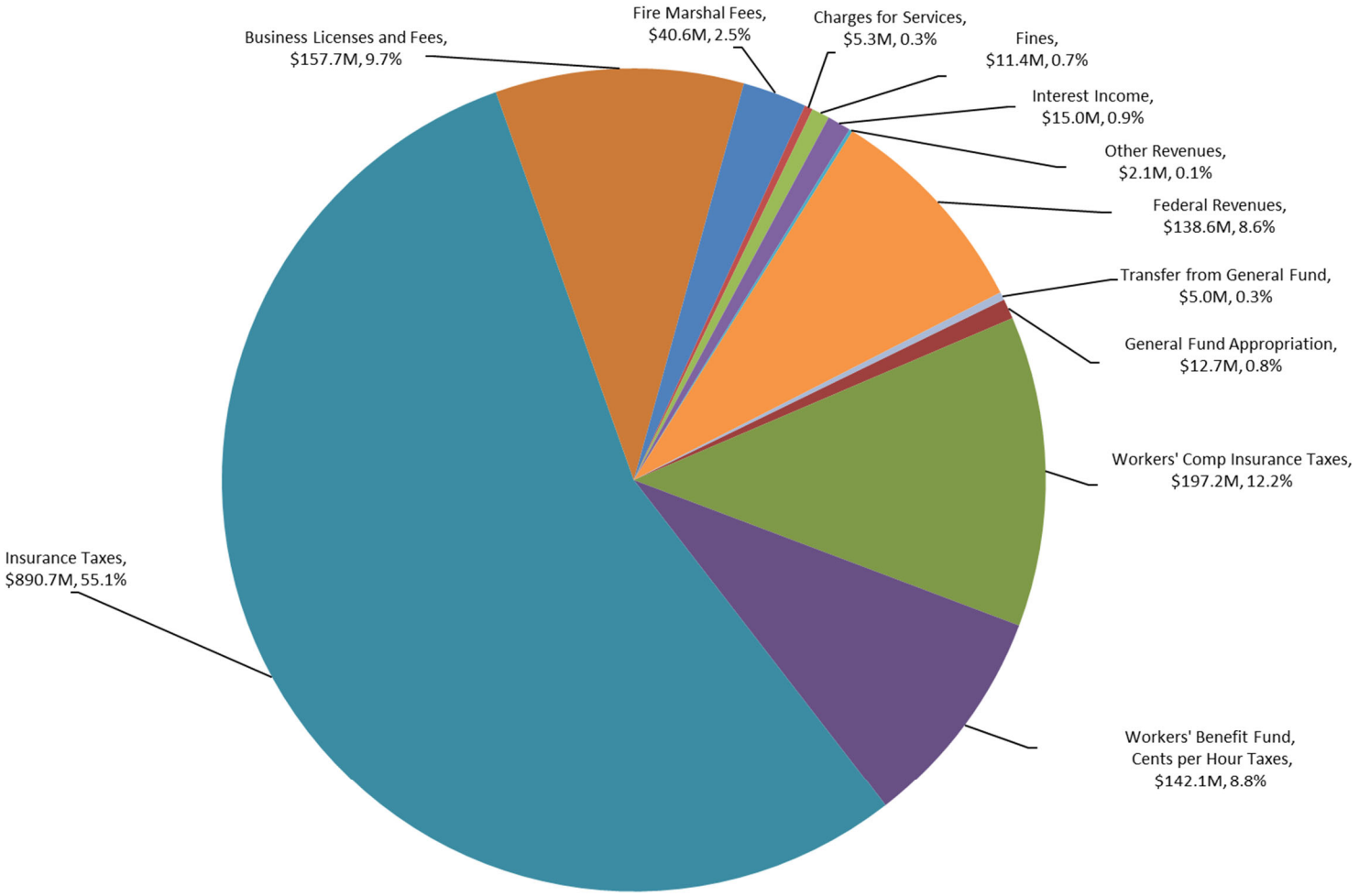

Detail of Fee, License, or Assessment Revenue Increase

Proposed For Increase/Establishment

Purpose or Type of Fee, License or Assessment	Who Pays	2021-23 Estimated Revenue	2023-25 Agency Request	2023-25 Governor's Budget	2023-25 Legislatively Adopted	Explanation
Student Loan Servicing Annual License Fee	Student Loan Servicer	$ 50,000	$ 50,000	$ 50,000	$ 50,000	New License fee tied to SB 485 that requires student loan servicers to obtains a license from DCBS
Annual Branch Office Fee	Student Loan Servicer	$ 20,000	$ 20,000	$ 20,000	$ 20,000	New branch office fee tied to SB 485.
Student Loan Servicing Annual Assessment	Student Loan Servicer	$ 400,000	$ 400,000	$ 400,000	$ 400,000	New assessment tied to SB 485
Student Loan Servicing Examination Hourly Fee	Student Loan Servicer	$ 1,200	$ 1,200	$ 1,200	$ 12,000	New examination fee tied to SB 485

DETAIL OF LOTTERY FUNDS, OTHER FUNDS, AND FEDERAL FUNDS REVENUE

Source	Fund	ORBITS Revenue Acct	2019-2021 Actual	2021-23 Legislatively Adopted	2021-23 Estimated	2023-25		
						Agency Request	Governor's	Legislatively Adopted
Workers Comp Insurance Taxes	OF	0125	155,479,478	144,410,880	145,376,49	280,989,496	206,345,866	196,930,574
Insurance Taxes	OF	0150	163,087,076	775,608,016	775,608,016	894,552,939	894,558,934	890,663,315
Other Selective Taxes	OF	0190	254,690,555	-	-	-	-	-
Business Lic and Fees	OF	0205	144,921,577	152,388,292	152,388,292	152,381,561	151,974,654	157,658,272
Fire Marshal Fees	OF	0250	30,370,179	33,437,584	33,437,584	38,217,069	38,217,069	40,605,352
Charges for Services	OF	0410	1,443,849	1,715,456	1,715,456	2,040,929	2,040,929	1,875,717
Admin and Service Charges	OF	0415	95,642	-	-	-	-	-
Fines and Forfeitures	OF	0505	5,977,434	6,522,151	6,522,151	8,055,663	8,055,633	5,803,660
Interest Income	OF	0605	8,837,947	5,365,472	5,365,472	5,456,485	6,275,588	4,693,997
Other Revenues	OF	0975	470,928	885,995	885,995	670,818	670,818	708,443
Transfer In - Intrafund	OF	1010	42,169,711	53,755,961	55,415,199	62,167,388	62,167,388	61,831,129
Transfer From General Fund	OF	0050	1,200,000	-	-	-	-	5,000,000
Transfer from Admin Svcs	OF		32,337,898	-	-	-	-	-
Transfer Out - Intrafund	OF	2010	(49.260.028)	(63.283.356)	(63,461,813)	(67,266,377)	(67,266,377)	(64,357,980)
Transfer to General Fund	OF	2060	(192,817,552)	(167,154,520)	(167,154,520)	(167,683,119)	(167,683,119)	(177,369,842)
Transfer to Counties	OF	2080	(505,650)	(512,715)	(512,715)	(452,729)	(452,729)	(529,416)
Tsfr to Governor, Office Of the	OF	2121	(326,340)	(375,000)	(375,000)	(427,000)	(427,000)	(427,000)

DETAIL OF LOTTERY FUNDS, OTHER FUNDS, AND FEDERAL FUNDS REVENUE

Source	Fund	ORBITS Revenue Acct	2019-2021 Actual	2021-23 Legislatively Adopted	2021-23 Estimated	2023-25		
						Agency Request	Governor's	Legislatively Adopted
Tsfr To Police, Dept of State	OF	2257	(30,525,769)	(33,437,584)	(33,437,584)	-	-	-
Tsfr to State Fire Marshal, Dept of	OF	2260	-	-	-	(37,706,567)	(37,706,567)	(40,387,232)
Tsfr To Oregon Health Authority	OF	02443	(136,488,420)	(500,234,585)	(500,234,585)	(549,421,635)	(584,334,264)	(584,334,264)
Tsfr to Land Conservation Dev	OF	2660	-	-	-	-	(2,154,190)	-
Tsfr to Labor and Ind, Bureau	OF	2839	(444,010)	(512,000)	(512,000)	(512,000)	(512,000)	(500,000)
Other Revenues	FF	0975	8	-	-	-	-	-
Federal Funds	FF	0995	111,936,043	125,312,236	125,319,591	348,064,785	135,542,861	138,572,713
Tsfr From Human Svcs, Dpt of	FF		96,776	-	-	-	-	-
Tsfr To Human Svcs, Dpt of	FF		-	(1,813,619)	(1,813,619)	-	-	-
Tsfr To Labor and Ind, Bureau	FF		(39,990)	-	-	-	-	-
Workers Comp Insurance Taxes	OF NL	0125	327,207	219,183	219,183	267,263	267,263	265,115
Other Employer-Employee Taxes	OF NL	0130	138,598,347	128,398,989	128,398,989	135,335,126	135,335,126	142,132,088
Business Lic and Fees	OF NL	0205	(1,170)	-	-	-	-	-

DETAIL OF LOTTERY FUNDS, OTHER FUNDS, AND FEDERAL FUNDS REVENUE

Source	Fund	ORBITS Revenue Acct	2019-2021 Actual	2021-23 Legislatively Adopted	2021-23 Estimated	2023-25		
						Agency Request	Governor's	Legislatively Adopted
Admin and Service Charges	OF NL	0415	2,680,164	2,097,085	2,097,085	2,321,269	2,321,269	3,435,499
Fines and Forfeitures	OF NL	0505	4,950,850	3,476,653	3,476,653	4,535,077	4,535,077	5,545,296
Interest Income	OF NL	0605	6,205,338	6,740,879	6,740,879	9,547,359	9,547,359	10,315,929
Other Revenues	OF NL	0975	542,103	1,698,103	1,698,103	1,448,209	1,448,209	1,422,233
Transfer In - Intrafund	OF NL	1010	8,403,789	13,399,725	13,399,725	10,998,886	10,998,886	8,327,155
Transfer from Admin Svcs	OF NL		4,081,075	-	-	-	-	-
Transfer Out - Intrafund	OF NL	2010	(1,313,472)	(3,872,330)	(3,9235,316)	(5,899,897)	(5,899,897)	(5,800,304)
Tsfr to Labor and Ind, Bureau	OF NL	2839	(736,000)	(1,125,509)	(1,125,509)	(1,194,052)	(1,194,052)	(1,200,000)

DETAIL OF LOTTERY FUNDS, OTHER FUNDS, AND FEDERAL FUNDS REVENUE

Consumer and Business Svcs, Dept of **Agency Number: 44000**

2023-25 Biennium **Cross Reference Number: 44000-000-00-00-00000**

Source	2019-21 Actuals	2021-23 Leg Adopted Budget	2021-23 Leg Approved Budget	2023-25 Agency Request Budget	2023-25 Governor's Budget	2023-25 Leg. Adopted Budget
Other Funds						
Workers Comp Insurance Taxes	155,479,478	144,410,880	145,376,493	280,989,496	206,345,866	196,930,574
Insurance Taxes	163,087,076	775,608,016	775,608,016	894,552,939	894,558,934	890,663,315
Other Selective Taxes	254,690,555	-	-	-	-	-
Business Lic and Fees	131,830,165	138,703,563	138,703,563	152,381,561	151,974,654	157,658,272
Fire Marshal Fees	30,370,179	33,437,584	33,437,584	38,217,069	38,217,069	40,605,352
Charges for Services	1,443,849	1,715,456	1,715,456	2,040,929	2,040,929	1,875,717
Admin and Service Charges	95,642	-	-	-	-	-
Fines and Forfeitures	5,977,434	6,522,151	6,522,151	8,055,663	8,055,663	5,803,660
Interest Income	8,529,528	5,350,483	5,350,483	5,456,485	6,275,588	4,693,997
Other Revenues	468,324	885,995	885,995	670,818	670,818	708,443
Transfer In - Intrafund	42,169,711	53,755,961	55,415,199	62,167,388	62,167,388	61,831,129
Transfer from General Fund	-	-	-	-	-	5,000,000
Tsfr From Administrative Svcs	32,337,898	-	-	-	-	-
Transfer Out - Intrafund	(48,079,276)	(63,283,356)	(63,461,813)	(67,266,377)	(67,266,377)	(64,357,980)
Transfer to General Fund	(192,817,552)	(167,154,520)	(167,154,520)	(167,683,119)	(167,683,119)	(177,369,842)
Transfer to Counties	(505,650)	(512,715)	(512,715)	(452,729)	(452,729)	(529,416)
Tsfr To Governor, Office of the	(326,340)	(375,000)	(375,000)	(427,000)	(427,000)	(427,000)
Tsfr To Police, Dept of State	(30,525,769)	(33,437,584)	(33,437,584)	-	-	-
Tsfr to State FIre Marshal, Dept of	-	-	-	(37,706,567)	(37,706,567)	(40,387,232)
Tsfr To Oregon Health Authority	(136,513,420)	(500,234,585)	(500,234,585)	(549,421,635)	(584,334,264)	(584,334,264)
Tsfr To Land Conservation Dev	-	-	-	-	(2,154,190)	-
Tsfr To Labor and Ind, Bureau	(444,010)	(512,000)	(512,000)	(512,000)	(512,000)	(500,000)
Total Other Funds	**$417,267,822**	**$394,880,329**	**$397,326,723**	**$621,062,921**	**$509,770,663**	**$497,864,725**

DETAIL OF LOTTERY FUNDS, OTHER FUNDS, AND FEDERAL FUNDS REVENUE

Consumer and Business Svcs, Dept of **Agency Number: 44000**

2023-25 Biennium **Cross Reference Number: 44000-000-00-00-00000**

Source	2019-21 Actuals	2021-23 Leg Adopted Budget	2021-23 Leg Approved Budget	2023-25 Agency Request Budget	2023-25 Governor's Budget	2023-25 Leg. Adopted Budget
Federal Funds						
Other Revenues	1	-	-	-	-	-
Federal Funds	110,569,542	123,255,747	123,263,072	348,064,785	135,542,861	138,572,713
Tsfr To Labor and Ind, Bureau	(39,990)	-	-	-	-	-
Total Federal Funds	**$110,529,553**	**$123,255,747**	**$123,263,072**	**$348,064,785**	**$135,542,861**	**$138,572,713**
Nonlimited Other Funds						
Workers Comp Insurance Taxes	327,207	219,183	219,183	267,263	267,263	265,115
Other Employer -Employee Taxes	138,598,347	128,398,989	128,398,989	135,335,126	135,335,126	142,132,088
Business Lic and Fees	(1,170)	-	-	-	-	-
Admin and Service Charges	2,680,164	2,097,085	2,097,085	2,321,269	2,321,269	3,435,499
Fines and Forfeitures	4,950,850	3,476,653	3,476,653	4,535,077	4,535,077	5,545,296
Interest Income	6,205,338	6,740,879	6,740,879	9,547,359	9,547,359	10,315,929
Other Revenues	524,103	1,698,103	1,698,103	1,448,209	1,448,209	1,422,233
Transfer In - Intrafund	8,403,789	13,399,725	13,399,725	10,998,886	10,998,886	8,327,155
Tsfr From Administrative Svcs	4,081,075	-	-	-	-	-
Transfer Out - Intrafund	(1,313,472)	(3,872,330)	(3,935,316)	(5,899,897)	(5,899,897)	(5,800,304)
Tsfr To Labor and Ind, Bureau	(736,000)	(1,125,509)	(1,125,509)	(1,194,052)	(1,194,052)	(1,200,000)
Total Nonlimited Other Funds	**$163,720,231**	**$151,032,778**	**$150,969,792**	**$157,359,240**	**$157,359,240**	**$164,443,011**

Ombuds Office for Oregon Workers

- Makes recommendations about how injured workers may be better served
- Provides training and outreach
- Serves as advocate for workers navigating the workers' compensation and workplace safety and health systems by helping them understand their rights, investigating complaints, and acting to resolve those complaints

Oregon OSHA

See Oregon OSHA tab

- Develops occupational safety and health rules
- Inspects worksites for safety and health violations
- Investigates workplace facilities, accidents, and complaints of safety and health violations
- Provides training and consultation services

Small Business Ombudsman

- Serves business owners and entrepreneurs by helping them navigate the workers' compensation system
- Provides training and outreach
- Advocates for businesses when a dispute arises with their insurer.
- Acts as a mediator to resolve disputes or assists them through formal appeal options

Workers' Compensation Board

See Workers' Compensation Board tab

- Provides timely and impartial resolution of disputes arising under workers' compensation law and the Oregon Safe Employment Act

Workers' Compensation Division

See Workers' Compensation Division tab

- Ensures that employers have workers' compensation coverage and that injured workers receive timely and accurate benefits and quality medical care
- Facilitates injured workers' early return to work through incentive programs for employers
- Helps resolve medical, vocational, disability, and other disputes
- Provides consultation services to workers, employers, insurers, claims examiners, attorneys, medical providers, and others

Workers' Compensation System

2021-23	2023-25
466 Positions	466 Positions
462.00 FTE	464.88 FTE
$152,822,183 (TF)	$158,055,079 (TF)

Activities and Programs

The Oregon workers' compensation system is designed to prevent worker injuries, ensure that employers provide workers' compensation coverage for their employees, provide treatment and benefits to help injured workers return to work as quickly as possible, and resolve disputes as quickly, fairly, and with as little litigation as possible.

The following program areas within the Department of Consumer and Business Services are part of the workers' compensation system:

Oregon OSHA

- Administers the Oregon Safe Employment Act to protect workers and assist employers through safety and health enforcement, consultation, technical, and education programs.
- Inspects worksites for safety and health violations.
- Investigates workplace fatalities, major accidents, and safety and health complaints.
- Provides consultation services to employers, helping them to identify and correct workplace safety and health hazards.
- Provides technical assistance to help employers understand and consistently apply OSHA rules.
- Conducts conferences and provides training, training materials, and safety and health publications to employers and employees.
- Promotes participation in Oregon OSHA's highest-level voluntary compliance and safety and health recognition programs.

Workers' Compensation Division

- Enforces workers' compensation coverage laws so that subject employers secure and maintain coverage for their workers.
- Ensures a timely and accurate benefit delivery system for injured workers.
- Ensures injured workers have access to and receive quality medical care.
- Facilitates early return to work for injured workers and administers incentive programs for employers to hire injured workers.
- Resolves medical, vocational, disability, and other disputes.
- Provides consultation and technical assistance to workers, employers, insurers, claims examiners, attorneys, medical providers, and others.
- Administers the following programs paid for by the Workers' Benefit Fund:
  - Retroactive Program
  - Reemployment Assistance Program
  - Noncomplying Employer claims payments
  - Reopened Claims Program
  - Supplemental disability benefits
  - Certain self-insured group claims
  - Workers with Disabilities Program

Workers' Compensation Board

- Provides timely and impartial resolution of disputes arising under workers' compensation law and the Oregon Safe Employment Act.
- Conducts an efficient, effective, and expeditious review of appealed cases.
- Provides mediation services to parties requesting an alternative to the hearings process.
- Exercises own motion jurisdiction when claims are reopened after aggravation rights expire.

- Approves claim disposition agreements (settlements).

Ombuds Office for Oregon Workers

- Provides information and training to workers and others so that workers can protect their rights in the workers' compensation and workplace safety and health systems.
- Receives, investigates, and resolves complaints related to workers' compensation claims and navigation of workplace safety and health laws and rules.
- Refers workers to other sources of assistance when necessary.
- Reports and makes recommendations to the governor, director, and other concerned parties about workers' compensation and workplace safety and health systems problems experienced by workers and how workers may be better served.
- Provides information to policymakers about initiatives, legislative concepts, and administrative rule revisions related to workers' compensation and workplace safety and health that may affect workers.

Small Business Ombudsman

- Counsels employers on available choices in the workers' compensation insurance market.
- Mediates solutions between employers and insurance companies on classification, audit, coverage, and premium disputes.
- Educates new and existing businesses on the fundamentals of workers' compensation coverage, pricing, and claims processing through outreach activities such as seminars, forums, and business fairs.
- Refers people to other sources of assistance when appropriate.
- Provides information to policymakers about initiatives, legislative concepts, and administrative rule revisions that may affect small businesses.

Other programs

In addition to these divisions, others that affect the workers' compensation system include:

- Division of Financial Regulation, which authorizes and regulates workers' compensation insurance companies to operate in Oregon, reviews and approves pure premium rates, and coordinates the assigned risk servicing carrier selection process.
- Financial Services, which oversees the reporting and collecting of Workers' Benefit Fund and premium assessments.
- Information Technology and Research, which creates, stores, processes, analyzes, and reports on data, and maintains and automates systems to improve service delivery.

Program Background

Oregon's first workers' compensation law became effective in 1914, allowing employers to opt to contribute to the Industrial Accident Fund. By doing so, they were protected against being sued for worker injuries and illnesses. In 1965, the legislature overhauled the law to require most employers to provide workers' compensation insurance coverage by private insurance, by self-insuring, or by getting coverage from SAIF Corporation. Two years later, the legislature required all employers employing subject workers to provide coverage. In 1990, based on recommendations from a task force appointed by the governor, the legislature made substantial reforms to the law in special session.

It has been more than 30 years since those substantive changes. Recent trends have shown the stability of the system. These include:

- Stable injury rates. The claims rate (measured by disabling claims per 100 workers) has remained nearly constant from 2012 to 2020.
- Stable worker benefits. Most disability benefits are tied to the growth in average worker wages, so they generally increase over time.
- Strong return-to-work programs. Workers who use the Employer-at-Injury Program, the Preferred Worker Program, and vocational assistance have long-term employment patterns that match those of less severely injured workers who do not use these programs.
- Low employer costs. In 2020, Oregon had the seventh lowest workers' compensation cost among the states. Also, between 2015 and 2022, the average pure premium rate paid by Oregon employers declined by 44 percent.

Revenue Sources

Revenue for Oregon's workers' compensation system comes primarily from the Workers' Compensation Premium Assessment and the Workers' Benefit Fund Assessment. Funding also comes from the U.S. Department of Labor (for occupational safety and health activities), fines and penalties, recovered claims costs, and investment income.

Workers' Compensation Premium Assessment

Like other forms of insurance, employers pay premiums to their insurer in return for workers' compensation coverage. An assessment on this premium is collected from employers and forwarded to DCBS by insurers. Self-insured employers send an assessment based on an assumed premium based on payroll and nature of the business.

The premium assessment is a percentage charged against workers' compensation premiums. Insurance premiums are based on two main components:

- Pure premium – This is the amount of the premium that is expected to be needed to cover claims costs. DCBS sets the pure premium rate. The rate decreases when there is a decline in costs and increases as costs increase.
- Additional administrative charges set by each individual insurance company to cover its cost of doing business and earnings.

The DCBS director sets the assessment rate each fall for the following calendar year. The current rate is 9.8 percent of earned premiums for insurers, 9.9 percent for self-insured employers and public self-insured groups, and 10.3 percent for private self-insured employer groups. The additional amounts paid by self-insured employers and self-insured employer groups go into separate reserve accounts as discussed in the Workers' Compensation Non-Limited section. Statute requires the director to use an administrative hearing process to set the assessment at a rate sufficient to support legislatively approved workers' compensation-related programs and services, including an appropriate ending fund balance to accommodate economic and other system variables.

The assessment was last changed effective Jan. 1, 2022, when it was increased from 9.0 percent. As pure premium costs decrease, and employers pay less for workers' compensation insurance premiums, the percentage charged for the premium assessment yields less revenue. When this occurs, the assessment percentage requires an adjustment in order to maintain the level of program funding to continue the existing service delivery.

The pure premium rate declined by 44 percent between 2015 and 2022. The 2022 decline alone was 5.8 percent and reduced employers' premiums by about $46 million per year, reducing the forecast revenue by about $4.1 million a year. The assessment rate was increased to 9.8 percent, which increased revenue by about $7.1 million per year to maintain operation of workers' compensation programs and to fund modernization efforts.

Because the premium assessment is based on employment and payroll, it may change depending on the condition of the economy to ensure the department can continue to provide critical workplace safety and workers' compensation programs.

Premium Assessment funds are dedicated for the following purposes:

- Operating costs of regulating the workers' compensation system including the Ombuds for Oregon Workers and the Small Business Ombudsman
- Claims costs not recovered from uninsured employers
- Oregon Institute of Occupational Health Sciences, Oregon Health and Science University (per ORS 656.630)

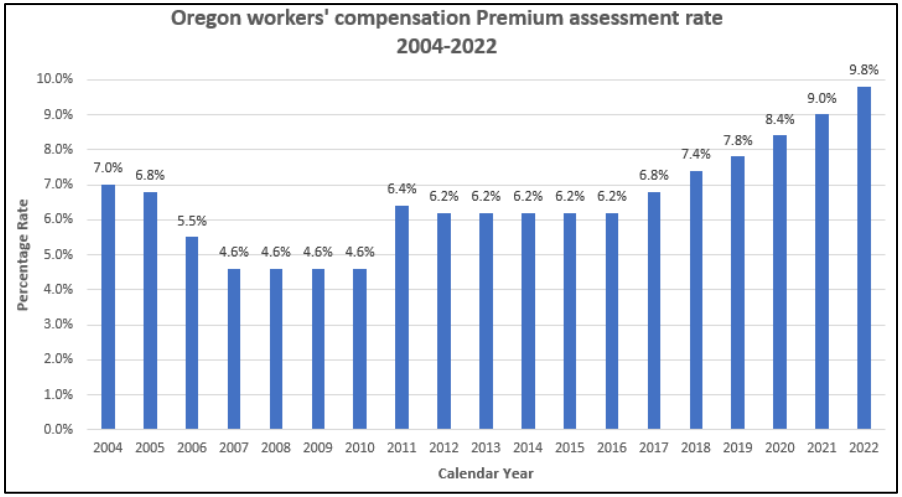

Workers' Benefit Fund Assessment

This assessment pays for programs that help injured workers and their employers. For example, the fund provides benefit increases to permanently and totally disabled workers and to families of workers who died from a workplace injury or disease to reflect changes in state average wages, an approximation of the cost of living. The fund also supports Oregon's highly successful return-to-work programs that help injured workers quickly return to work and earn close to their pre-injury wages. The assessment is paid by employers and workers through the Combined Payroll Tax Reporting Program. The current rate is 2.2 cents per hour. The rate is shared equally between employers and employees. The assessment funds the following programs:

- Retroactive Program
- Reemployment Assistance Program
- Noncomplying Employers Program

- Reopened Claims Program
- Oregon Institute of Occupational Health Sciences, Oregon Health and Science University (one-16th of 1 cent, per ORS 656.630)
- Supplemental disability benefits
- Certain self-insured group claim costs
- Bureau of Labor and Industries to enforce chapter 659A anti-discrimination laws (ORS 656.605(2)(f))
- Workers with Disabilities Program

The DCBS director may annually adjust the cents-per-hour assessment rate. The department reviews the Workers' Benefit Fund (WBF) assessment and sets it at a level that will finance projected payments plus an adequate ending fund balance to minimize volatility and support the long-term liability of the fund.

Because the assessment is based on hours worked, a severe recession can significantly affect the fund's revenue.

SB 1558 (2014) changed the WBF balance requirement from "approximately 12 months of expenditures" to "no less than six months of expenditures." The Management-Labor Advisory Committee (MLAC) studied the effects of this change and recommended returning the balance level to not less than 12 months of projected expenditures. The legislature enacted this change in HB 2788 (2019).

DCBS sets the assessment rate annually by rule and considers fund expenses, new legislatively approved expenditures, economic forecasts, and the required fund balance. Based on those factors, the assessment was reduced to 2.2 cents per hour in 2020, where it remains as of 2022.

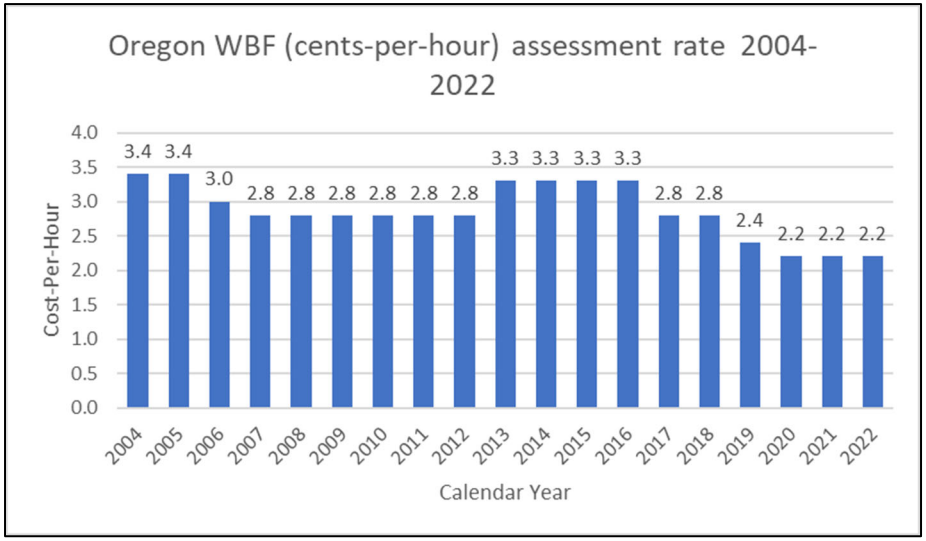

Workers' Compensation Self-Insured Employer Assessment

The director may impose additional assessments on self-insured employers and self-insured employer groups. These incremental assessments are deposited into the Self-Insured Employers Adjustment Reserve (SIEAR) and the Self-Insured Employer Group Adjustment Reserve (SIEGAR), respectively. The department currently collects an additional 0.1 percent assessment from self-insured employers and one public-sector self-insured employer group, and an additional 0.5 percent assessment from two private-sector self-insured employer groups. These rates are also set during the administrative hearing process used to set the workers' compensation premium assessment rate.

These reserves are guaranty funds. Claims payments are made from the SIEAR and SIEGAR on behalf of workers of self-insured

employers when funds are not available from the employer and any excess insurance or security deposits are exhausted.

These assessment rates have been stable over time. The SIEAR assessment rate was 0.2 percent between 2005 and 2019 and was reduced to 0.1 percent in 2020.

The SIEGAR assessment rate was 0.2 percent from 1987 through 2013. It was raised to 1.0 percent in 2014 due to increased defaults of self-insured employer groups. After 2014, the SIEGAR assessment rate was set separately for public and private groups. Since 2020, the rate for public-sector groups is 0.1 percent and private-sector groups is 0.5 percent. Barring unexpected instability, the assessment rates should continue to be stable.

Revenues

2023-25 Beginning Balance	**$**	**81,207,215**
Revenues		
General Fund Appropriation		-
Workers' Compensation Insurance Taxes		196,400,150
Other Employer-Employee Taxes		-
Insurance Taxes		-
Business License & Fees		692,014
Charges for Services		-
Fines & Forfeitures		3,940,298
Interest Income		2,473,594
Other Revenues		177,695
Federal Revenue		17,813,296
Subtotal Revenues	*$*	*221,497,047*
Transfers		
Transfers In - Intrafund		-
Transfers Out - Intrafund		(39,024,531)
Transfers Out - General Fund		-
Transfers Out - Counties		-
Transfers Out - Governor		-
Transfers Out - BOLI		(500,000)
Subtotal Transfers		*($39,524,531)*
Available Funds		**263,179,731**
2023-25 Budgeted Expenditures		158,055,079
2023-25 Ending Balance	**$**	**105,124,652**

Legislatively Adopted Budget

2021-23 Legislatively Approved Budget	Operational	Pass Through Expenditures	Total	FTE
Total 2021-23 LAB	**$ 148,163,498**	**$ 4,658,685**	**$ 152,822,183**	**462.00**

2023-25 Legislatively Adopted Budget	Operational	Pass Through Expenditures	Total	FTE
Base Budget	$152,053,517	$596,651	$152,650,168	462.50
Essential Packages				
Pkg. 010 Non-PICS Personal Services Vacancy Factor	($655,707)	-	($655,707)	-
Pkg. 021 Phase-In	$312,600	-	$312,600	-
Pkg. 022 Phase-Out Program & One-time Costs	($2,900,000)	-	($2,900,000)	-
Pkg. 031 Standard Inflation	$2,250,957	$25,059	$2,276,016	-
Pkg. 032 Above Standard Inflation	$272,709	-	$272,709	-
Pkg. 060 Technical Adjustments	($878,786)	-	($878,786)	-
Subtotal, Essential Packages	*($1,598,227)*	*$25,059*	*($1,573,168)*	-
Subtotal, Current Service Level	*$150,455,290*	*$621,710*	*$151,077,000*	*462.50*
Pkg. 070 Revenue Shortfalls	-	-	-	-
Modified Current Service Level	*$150,455,290*	*$621,710*	*$151,077,000*	*462.50*
Policy Packages				
Pkg. 101 Workers' Compensation Modernization	$6,448,451	-	$6,448,451	2.00
Pkg. 108 Community Engagement	$665,074	-	$665,074	0.88
Pkg. 118 Occupational Safety And Health Lab	$799,891	-	$799,891	-
Pkg. 802 Vacant Position Reductions	($22,032)	-	($22,032)	(0.50)
Pkg. 810 Statewide Adjustments	($913,305)	-	($913,305)	-
2023-25 Total Legislatively Adopted Budget	**$157,433,369**	**$621,710**	**$158,055,079**	**464.88**

ESSENTIAL AND POLICY PACKAGE FISCAL IMPACT SUMMARY

Consumer and Business Svcs, Dept of | **Cross Reference Name: Workers' Compensation System**

Pkg: 010 - Vacancy Factor and Non-ORPICS Personal Services | **Cross Reference Number: 44000-011-00-00-00000**

Description	General Fund	Lottery Funds	Other Funds	Federal Funds	Nonlimited Other Funds	Nonlimited Federal Funds	All Funds
Personal Services							
Temporary Appointments	-	-	10,266	-	-	-	10,266
Overtime Payments	-	-	5,758	-	-	-	5,758
All Other Differential	-	-	12,640	-	-	-	12,640
Public Employees' Retire Cont	-	-	3,297	-	-	-	3,297
Pension Obligation Bond	-	-	(158,605)	(23,386)	-	-	(181,991)
Social Security Taxes	-	-	2,193	-	-	-	2,193
Paid Family Medical Leave Insurance	-	-	74	-	-	-	74
Mass Transit Tax	-	-	21,382	-	-	-	21,382
Vacancy Savings	-	-	(398,658)	(130,668)	-	-	(529,326)
Total Personal Services	**-**	**-**	**($501,653)**	**($154,054)**	**-**	**-**	**($655,707)**
Total Expenditures							
Total Expenditures	-	-	(501,653)	(154,054)	-	-	(655,707)
Total Expenditures	**-**	**-**	**($501,653)**	**($154,054)**	**-**	**-**	**($655,707)**
Ending Balance							
Ending Balance	-	-	501,653	154,054	-	-	655,707
Total Ending Balance	**-**	**-**	**$501,653**	**$154,054**	**-**	**-**	**$655,707**

ESSENTIAL AND POLICY PACKAGE FISCAL IMPACT SUMMARY

Consumer and Business Svcs, Dept of
Pkg: 021 - Phase-in

Cross Reference Name: Workers' Compensation System
Cross Reference Number: 44000-011-00-00-00000

Description	General Fund	Lottery Funds	Other Funds	Federal Funds	Nonlimited Other Funds	Nonlimited Federal Funds	All Funds
Services & Supplies							
Other Services and Supplies	-	-	-	312,600	-	-	312,600
Total Services & Supplies	**-**	**-**	**-**	**$312,600**	**-**	**-**	**$312,600**
Total Expenditures							
Total Expenditures	-	-	-	312,600	-	-	312,600
Total Expenditures	**-**	**-**	**-**	**$312,600**	**-**	**-**	**$312,600**
Ending Balance							
Ending Balance	-	-	-	(312,600)	-	-	(312,600)
Total Ending Balance	**-**	**-**	**-**	**($312,600)**	**-**	**-**	**($312,600)**

ESSENTIAL AND POLICY PACKAGE FISCAL IMPACT SUMMARY

Consumer and Business Svcs, Dept of
Pkg: 022 - Phase-out Pgm & One-time Costs

Cross Reference Name: Workers' Compensation System
Cross Reference Number: 44000-011-00-00-00000

Description	General Fund	Lottery Funds	Other Funds	Federal Funds	Nonlimited Other Funds	Nonlimited Federal Funds	All Funds
Services & Supplies							
Other Services and Supplies	-	-	-	(2,900,000)	-	-	(2,900,000)
Total Services & Supplies	**-**	**-**	**-**	**($2,900,000)**	**-**	**-**	**($2,900,000)**
Total Expenditures							
Total Expenditures	-	-	-	(2,900,000)	-	-	(2,900,000)
Total Expenditures	**-**	**-**	**-**	**($2,900,000)**	**-**	**-**	**($2,900,000)**
Ending Balance							
Ending Balance	-	-	-	2,900,000	-	-	2,900,000
Total Ending Balance	**-**	**-**	**-**	**$2,900,000**	**-**	**-**	**$2,900,000**

ESSENTIAL AND POLICY PACKAGE FISCAL IMPACT SUMMARY

Consumer and Business Svcs, Dept of
Pkg: 031 - Standard Inflation

Cross Reference Name: Workers' Compensation System
Cross Reference Number: 44000-011-00-00-00000

Description	General Fund	Lottery Funds	Other Funds	Federal Funds	Nonlimited Other Funds	Nonlimited Federal Funds	All Funds
Services & Supplies							
Instate Travel	-	-	42,790	-	-	-	42,790
Out of State Travel	-	-	2,615	-	-	-	2,615
Employee Training	-	-	25,360	-	-	-	25,360
Office Expenses	-	-	66,414	-	-	-	66,414
Telecommunications	-	-	62,911	-	-	-	62,911
State Gov. Service Charges	-	-	955,970	-	-	-	955,970
Data Processing	-	-	80,122	-	-	-	80,122
Publicity and Publications	-	-	9,719	-	-	-	9,719
Professional Services	-	-	140,541	-	-	-	140,541
IT Professional Services	-	-	17,238	-	-	-	17,238
Attorney General	-	-	493,705	-	-	-	493,705
Employee Recruitment and Develop	-	-	1,007	-	-	-	1,007
Dues and Subscriptions	-	-	5,389	-	-	-	5,389
Facilities Rental and Taxes	-	-	296,764	-	-	-	296,764
Fuels and Utilities	-	-	787	-	-	-	787
Facilities Maintenance	-	-	2,211	-	-	-	2,211
Agency Program Related S and S	-	-	6,215	-	-	-	6,215
Intra-agency Charges	-	-	18	-	-	-	18
Other Services and Supplies	-	-	15,418	-	-	-	15,418
Expendable Prop 250 - 5000	-	-	3,753	-	-	-	3,753
IT Expendable Property	-	-	13,998	-	-	-	13,998
Total Services & Supplies	**-**	**-**	**$2,242,945**	**-**	**-**	**-**	**$2,242,945**
Capital Outlay							
Technical Equipment	-	-	6,689	-	-	-	6,689

ESSENTIAL AND POLICY PACKAGE FISCAL IMPACT SUMMARY

Consumer and Business Svcs, Dept of
Pkg: 031 - Standard Inflation

Cross Reference Name: Workers' Compensation System
Cross Reference Number: 44000-011-00-00-00000

Description	General Fund	Lottery Funds	Other Funds	Federal Funds	Nonlimited Other Funds	Nonlimited Federal Funds	All Funds
Capital Outlay							
Data Processing Hardware	-	-	1,323	-	-	-	1,323
Total Capital Outlay	**-**	**-**	**$8,012**	**-**	**-**	**-**	**$8,012**
Special Payments							
Other Special Payments	-	-	25,059	-	-	-	25,059
Total Special Payments	**-**	**-**	**$25,059**	**-**	**-**	**-**	**$25,059**
Total Expenditures							
Total Expenditures	-	-	2,276,016	-	-	-	2,276,016
Total Expenditures	**-**	**-**	**$2,276,016**	**-**	**-**	**-**	**$2,276,016**
Ending Balance							
Ending Balance	-	-	(2,276,016)	-	-	-	(2,276,016)
Total Ending Balance	**-**	**-**	**($2,276,016)**	**-**	**-**	**-**	**($2,276,016)**

ESSENTIAL AND POLICY PACKAGE FISCAL IMPACT SUMMARY

Consumer and Business Svcs, Dept of
Pkg: 032 - Above Standard Inflation

Cross Reference Name: Workers' Compensation System
Cross Reference Number: 44000-011-00-00-00000

Description	General Fund	Lottery Funds	Other Funds	Federal Funds	Nonlimited Other Funds	Nonlimited Federal Funds	All Funds
Services & Supplies							
Facilities Rental and Taxes	-	-	272,709	-	-	-	272,709
Total Services & Supplies	**-**	**-**	**$272,709**	**-**	**-**	**-**	**$272,709**
Total Expenditures							
Total Expenditures	-	-	272,709	-	-	-	272,709
Total Expenditures	**-**	**-**	**$272,709**	**-**	**-**	**-**	**$272,709**
Ending Balance							
Ending Balance	-	-	(272,709)	-	-	-	(272,709)
Total Ending Balance	**-**	**-**	**($272,709)**	**-**	**-**	**-**	**($272,709)**

ESSENTIAL AND POLICY PACKAGE FISCAL IMPACT SUMMARY

Consumer and Business Svcs, Dept of
Pkg: 060 - Technical Adjustments

Cross Reference Name: Workers' Compensation System
Cross Reference Number: 44000-011-00-00-00000

Description	General Fund	Lottery Funds	Other Funds	Federal Funds	Nonlimited Other Funds	Nonlimited Federal Funds	All Funds
Services & Supplies							
Telecommunications	-	-	(116,181)	-	-	-	(116,181)
Data Processing	-	-	(66,582)	-	-	-	(66,582)
Professional Services	-	-	(7,094)	-	-	-	(7,094)
Facilities Rental and Taxes	-	-	(893,240)	-	-	-	(893,240)
Agency Program Related S and S	-	-	150,299	-	-	-	150,299
Intra-agency Charges	-	-	668	-	-	-	668
IT Expendable Property	-	-	53,344	-	-	-	53,344
Total Services & Supplies	**-**	**-**	**($878,786)**	**-**	**-**	**-**	**($878,786)**
Total Expenditures							
Total Expenditures	-	-	(878,786)	-	-	-	(878,786)
Total Expenditures	**-**	**-**	**($878,786)**	**-**	**-**	**-**	**($878,786)**
Ending Balance							
Ending Balance	-	-	878,786	-	-	-	878,786
Total Ending Balance	**-**	**-**	**$878,786**	**-**	**-**	**-**	**$878,786**

ESSENTIAL AND POLICY PACKAGE FISCAL IMPACT SUMMARY

Consumer and Business Svcs, Dept of
Pkg: 092 - Statewide AG Adjustment

Cross Reference Name: Workers' Compensation System
Cross Reference Number: 44000-011-00-00-00000

Description	General Fund	Lottery Funds	Other Funds	Federal Funds	Nonlimited Other Funds	Nonlimited Federal Funds	All Funds
Services & Supplies							
Attorney General	-	-	-	-	-	-	-
Total Services & Supplies	**-**	**-**	**-**	**-**	**-**	**-**	**-**
Total Expenditures							
Total Expenditures	-	-	-	-	-	-	-
Total Expenditures	**-**	**-**	**-**	**-**	**-**	**-**	**-**
Ending Balance							
Ending Balance	-	-	-	-	-	-	-
Total Ending Balance	**-**	**-**	**-**	**-**	**-**	**-**	**-**

ESSENTIAL AND POLICY PACKAGE FISCAL IMPACT SUMMARY

Consumer and Business Svcs, Dept of
Pkg: 093 - Statewide Adjustment DAS Chgs

Cross Reference Name: Workers' Compensation System
Cross Reference Number: 44000-011-00-00-00000

Description	General Fund	Lottery Funds	Other Funds	Federal Funds	Nonlimited Other Funds	Nonlimited Federal Funds	All Funds
Services & Supplies							
Instate Travel	-	-	-	-	-	-	-
Office Expenses	-	-	-	-	-	-	-
Telecommunications	-	-	-	-	-	-	-
State Gov. Service Charges	-	-	-	-	-	-	-
Data Processing	-	-	-	-	-	-	-
Facilities Rental and Taxes	-	-	-	-	-	-	-
Other Services and Supplies	-	-	-	-	-	-	-
Total Services & Supplies	**-**	**-**	**-**	**-**	**-**	**-**	**-**
Total Expenditures							
Total Expenditures	-	-	-	-	-	-	-
Total Expenditures	**-**	**-**	**-**	**-**	**-**	**-**	**-**
Ending Balance							
Ending Balance	-	-	-	-	-	-	-
Total Ending Balance	**-**	**-**	**-**	**-**	**-**	**-**	**-**

ESSENTIAL AND POLICY PACKAGE FISCAL IMPACT SUMMARY

Consumer and Business Svcs, Dept of
Pkg: 101 - Workers' Compensation Modernization

Cross Reference Name: Workers' Compensation System
Cross Reference Number: 44000-011-00-00-00000

Description	General Fund	Lottery Funds	Other Funds	Federal Funds	Nonlimited Other Funds	Nonlimited Federal Funds	All Funds
Revenues							
Workers Comp Insurance Taxes	-	-	6,448,451	-	-	-	6,448,451
Total Revenues	**-**	**-**	**$6,448,451**	**-**	**-**	**-**	**$6,448,451**
Personal Services							
Class/Unclass Sal. and Per Diem	-	-	319,872	-	-	-	319,872
Empl. Rel. Bd. Assessments	-	-	106	-	-	-	106
Public Employees' Retire Cont	-	-	57,322	-	-	-	57,322
Social Security Taxes	-	-	24,470	-	-	-	24,470
Paid Family Medical Leave Insurance	-	-	1,280	-	-	-	1,280
Worker's Comp. Assess. (WCD)	-	-	92	-	-	-	92
Mass Transit Tax	-	-	1,919	-	-	-	1,919
Flexible Benefits	-	-	79,200	-	-	-	79,200
Total Personal Services	**-**	**-**	**$484,261**	**-**	**-**	**-**	**$484,261**
Services & Supplies							
Instate Travel	-	-	3,200	-	-	-	3,200
Out of State Travel	-	-	272	-	-	-	272
Employee Training	-	-	2,000	-	-	-	2,000
Office Expenses	-	-	4,242	-	-	-	4,242
Telecommunications	-	-	3,337	-	-	-	3,337
Data Processing	-	-	5,838	-	-	-	5,838
IT Professional Services	-	-	5,573,399	-	-	-	5,573,399
Attorney General	-	-	155,290	-	-	-	155,290
Dues and Subscriptions	-	-	219	-	-	-	219

ESSENTIAL AND POLICY PACKAGE FISCAL IMPACT SUMMARY

Consumer and Business Svcs, Dept of **Cross Reference Name: Workers' Compensation System**
Pkg: 101 - Workers' Compensation Modernization **Cross Reference Number: 44000-011-00-00-00000**

Description	General Fund	Lottery Funds	Other Funds	Federal Funds	Nonlimited Other Funds	Nonlimited Federal Funds	All Funds
Services & Supplies							
Facilities Rental and Taxes	-	-	25,320	-	-	-	25,320
Intra-agency Charges	-	-	178,500	-	-	-	178,500
Expendable Prop 250 - 5000	-	-	-	-	-	-	-
IT Expendable Property	-	-	12,573	-	-	-	12,573
Total Services & Supplies	**-**	**-**	**$5,964,190**	**-**	**-**	**-**	**$5,964,190**
Total Expenditures							
Total Expenditures	-	-	6,448,451	-	-	-	6,448,451
Total Expenditures	**-**	**-**	**$6,448,451**	**-**	**-**	**-**	**$6,448,451**
Ending Balance							
Ending Balance	-	-	-	-	-	-	-
Total Ending Balance	**-**	**-**	**-**	**-**	**-**	**-**	**-**
Total Positions							
Total Positions							2
Total Positions	**-**	**-**	**-**	**-**	**-**	**-**	**2**
Total FTE							
Total FTE							2.00
Total FTE	**-**	**-**	**-**	**-**	**-**	**-**	**2.00**

ESSENTIAL AND POLICY PACKAGE FISCAL IMPACT SUMMARY

Consumer and Business Svcs, Dept of **Cross Reference Name: Workers' Compensation System**

Pkg: 010 - Vacancy Factor and Non-ORPICS Personal Services **Cross Reference Number: 44000-011-00-00-00000**

Description	General Fund	Lottery Funds	Other Funds	Federal Funds	Nonlimited Other Funds	Nonlimited Federal Funds	All Funds
Personal Services							
Temporary Appointments	-	-	10,266	-	-	-	10,266
Overtime Payments	-	-	5,758	-	-	-	5,758
All Other Differential	-	-	12,640	-	-	-	12,640
Public Employees' Retire Cont	-	-	3,297	-	-	-	3,297
Pension Obligation Bond	-	-	(158,605)	(23,386)	-	-	(181,991)
Social Security Taxes	-	-	2,193	-	-	-	2,193
Paid Family Medical Leave Insurance	-	-	74	-	-	-	74
Mass Transit Tax	-	-	21,382	-	-	-	21,382
Vacancy Savings	-	-	(398,658)	(130,668)	-	-	(529,326)
Total Personal Services	**-**	**-**	**($501,653)**	**($154,054)**	**-**	**-**	**($655,707)**
Total Expenditures							
Total Expenditures	-	-	(501,653)	(154,054)	-	-	(655,707)
Total Expenditures	**-**	**-**	**($501,653)**	**($154,054)**	**-**	**-**	**($655,707)**
Ending Balance							
Ending Balance	-	-	501,653	154,054	-	-	655,707
Total Ending Balance	**-**	**-**	**$501,653**	**$154,054**	**-**	**-**	**$655,707**

ESSENTIAL AND POLICY PACKAGE FISCAL IMPACT SUMMARY

Consumer and Business Svcs, Dept of
Pkg: 092 - Statewide AG Adjustment

Cross Reference Name: Workers' Compensation System
Cross Reference Number: 44000-011-00-00-00000

Description	General Fund	Lottery Funds	Other Funds	Federal Funds	Nonlimited Other Funds	Nonlimited Federal Funds	All Funds
Services & Supplies							
Attorney General	-	-	-	-	-	-	-
Total Services & Supplies	**-**	**-**	**-**	**-**	**-**	**-**	**-**
Total Expenditures							
Total Expenditures	-	-	-	-	-	-	-
Total Expenditures	**-**	**-**	**-**	**-**	**-**	**-**	**-**
Ending Balance							
Ending Balance	-	-	-	-	-	-	-
Total Ending Balance	**-**	**-**	**-**	**-**	**-**	**-**	**-**

ESSENTIAL AND POLICY PACKAGE FISCAL IMPACT SUMMARY

Consumer and Business Svcs, Dept of
Pkg: 093 - Statewide Adjustment DAS Chgs

Cross Reference Name: Workers' Compensation System
Cross Reference Number: 44000-011-00-00-00000

Description	General Fund	Lottery Funds	Other Funds	Federal Funds	Nonlimited Other Funds	Nonlimited Federal Funds	All Funds
Services & Supplies							
Instate Travel	-	-	-	-	-	-	-
Office Expenses	-	-	-	-	-	-	-
Telecommunications	-	-	-	-	-	-	-
State Gov. Service Charges	-	-	-	-	-	-	-
Data Processing	-	-	-	-	-	-	-
Facilities Rental and Taxes	-	-	-	-	-	-	-
Other Services and Supplies	-	-	-	-	-	-	-
Total Services & Supplies	**-**	**-**	**-**	**-**	**-**	**-**	**-**
Total Expenditures							
Total Expenditures	-	-	-	-	-	-	-
Total Expenditures	**-**	**-**	**-**	**-**	**-**	**-**	**-**
Ending Balance							
Ending Balance	-	-	-	-	-	-	-
Total Ending Balance	**-**	**-**	**-**	**-**	**-**	**-**	**-**

ESSENTIAL AND POLICY PACKAGE FISCAL IMPACT SUMMARY

Consumer and Business Svcs, Dept of
Pkg: 101 - Workers' Compensation Modernization

Cross Reference Name: Workers' Compensation System
Cross Reference Number: 44000-011-00-00-00000

Description	General Fund	Lottery Funds	Other Funds	Federal Funds	Nonlimited Other Funds	Nonlimited Federal Funds	All Funds
Revenues							
Workers Comp Insurance Taxes	-	-	6,448,451	-	-	-	6,448,451
Total Revenues	**-**	**-**	**$6,448,451**	**-**	**-**	**-**	**$6,448,451**
Personal Services							
Class/Unclass Sal. and Per Diem	-	-	319,872	-	-	-	319,872
Empl. Rel. Bd. Assessments	-	-	106	-	-	-	106
Public Employees' Retire Cont	-	-	57,322	-	-	-	57,322
Social Security Taxes	-	-	24,470	-	-	-	24,470
Paid Family Medical Leave Insurance	-	-	1,280	-	-	-	1,280
Worker's Comp. Assess. (WCD)	-	-	92	-	-	-	92
Mass Transit Tax	-	-	1,919	-	-	-	1,919
Flexible Benefits	-	-	79,200	-	-	-	79,200
Total Personal Services	**-**	**-**	**$484,261**	**-**	**-**	**-**	**$484,261**
Services & Supplies							
Instate Travel	-	-	3,200	-	-	-	3,200
Out of State Travel	-	-	272	-	-	-	272
Employee Training	-	-	2,000	-	-	-	2,000
Office Expenses	-	-	4,242	-	-	-	4,242
Telecommunications	-	-	3,337	-	-	-	3,337
Data Processing	-	-	5,838	-	-	-	5,838
IT Professional Services	-	-	5,573,399	-	-	-	5,573,399
Attorney General	-	-	155,290	-	-	-	155,290
Dues and Subscriptions	-	-	219	-	-	-	219

ESSENTIAL AND POLICY PACKAGE FISCAL IMPACT SUMMARY

Consumer and Business Svcs, Dept of **Cross Reference Name: Workers' Compensation System**

Pkg: 101 - Workers' Compensation Modernization **Cross Reference Number: 44000-011-00-00-00000**

Description	General Fund	Lottery Funds	Other Funds	Federal Funds	Nonlimited Other Funds	Nonlimited Federal Funds	All Funds
Services & Supplies							
Facilities Rental and Taxes	-	-	25,320	-	-	-	25,320
Intra-agency Charges	-	-	178,500	-	-	-	178,500
Expendable Prop 250 - 5000	-	-	-	-	-	-	-
IT Expendable Property	-	-	12,573	-	-	-	12,573
Total Services & Supplies	**-**	**-**	**$5,964,190**	**-**	**-**	**-**	**$5,964,190**
Total Expenditures							
Total Expenditures	-	-	6,448,451	-	-	-	6,448,451
Total Expenditures	**-**	**-**	**$6,448,451**	**-**	**-**	**-**	**$6,448,451**
Ending Balance							
Ending Balance	-	-	-	-	-	-	-
Total Ending Balance	**-**	**-**	**-**	**-**	**-**	**-**	**-**
Total Positions							
Total Positions							2
Total Positions	**-**	**-**	**-**	**-**	**-**	**-**	**2**
Total FTE							
Total FTE							2.00
Total FTE	**-**	**-**	**-**	**-**	**-**	**-**	**2.00**

ESSENTIAL AND POLICY PACKAGE FISCAL IMPACT SUMMARY

Consumer and Business Svcs, Dept of
Pkg: 802 - Vacant Position Reductions

Cross Reference Name: Workers' Compensation System
Cross Reference Number: 44000-011-00-00-00000

Description	General Fund	Lottery Funds	Other Funds	Federal Funds	Nonlimited Other Funds	Nonlimited Federal Funds	All Funds
Personal Services							
Class/Unclass Sal. and Per Diem	-	-	(14,700)	-	-	-	(14,700)
Empl. Rel. Bd. Assessments	-	-	(26)	-	-	-	(26)
Public Employees' Retire Cont	-	-	(2,634)	-	-	-	(2,634)
Social Security Taxes	-	-	(1,125)	-	-	-	(1,125)
Paid Family Medical Leave Insurance	-	-	(59)	-	-	-	(59)
Worker's Comp. Assess. (WCD)	-	-	(23)	-	-	-	(23)
Flexible Benefits	-	-	(19,800)	-	-	-	(19,800)
Reconciliation Adjustment	-	-	16,335	-	-	-	16,335
Total Personal Services	**-**	**-**	**($22,032)**	**-**	**-**	**-**	**($22,032)**
Total Expenditures							
Total Expenditures	-	-	(22,032)	-	-	-	(22,032)
Total Expenditures	**-**	**-**	**($22,032)**	**-**	**-**	**-**	**($22,032)**
Ending Balance							
Ending Balance	-	-	22,032	-	-	-	22,032
Total Ending Balance	**-**	**-**	**$22,032**	**-**	**-**	**-**	**$22,032**
Total Positions							
Total Positions							(1)
Total Positions	**-**	**-**	**-**	**-**	**-**	**-**	**(1)**

ESSENTIAL AND POLICY PACKAGE FISCAL IMPACT SUMMARY

Consumer and Business Svcs, Dept of
Pkg: 802 - Vacant Position Reductions

Cross Reference Name: Workers' Compensation System
Cross Reference Number: 44000-011-00-00-00000

Description	General Fund	Lottery Funds	Other Funds	Federal Funds	Nonlimited Other Funds	Nonlimited Federal Funds	All Funds
Total FTE							
Total FTE							(0.50)
Total FTE	**-**	**-**	**-**	**-**	**-**	**-**	**(0.50)**

ESSENTIAL AND POLICY PACKAGE FISCAL IMPACT SUMMARY

Consumer and Business Svcs, Dept of **Cross Reference Name: Workers' Compensation System**
Pkg: 810 - Statewide Adjustments **Cross Reference Number: 44000-011-00-00-00000**

Description	General Fund	Lottery Funds	Other Funds	Federal Funds	Nonlimited Other Funds	Nonlimited Federal Funds	All Funds
Transfers Out							
Tsfr To OEIB	-	-	-	-	-	-	-
Total Transfers Out	**-**	**-**	**-**	**-**	**-**	**-**	**-**
Services & Supplies							
Instate Travel	-	-	(126,491)	-	-	-	(126,491)
Employee Training	-	-	73,004	-	-	-	73,004
Office Expenses	-	-	8,337	-	-	-	8,337
Telecommunications	-	-	(125,334)	-	-	-	(125,334)
State Gov. Service Charges	-	-	(236,039)	-	-	-	(236,039)
Data Processing	-	-	(101,712)	-	-	-	(101,712)
Attorney General	-	-	(200,552)	-	-	-	(200,552)
Facilities Rental and Taxes	-	-	(131,911)	-	-	-	(131,911)
Other Services and Supplies	-	-	(72,607)	-	-	-	(72,607)
Total Services & Supplies	**-**	**-**	**($913,305)**	**-**	**-**	**-**	**($913,305)**
Total Expenditures							
Total Expenditures	-	-	(913,305)	-	-	-	(913,305)
Total Expenditures	**-**	**-**	**($913,305)**	**-**	**-**	**-**	**($913,305)**
Ending Balance							
Ending Balance	-	-	913,305	-	-	-	913,305
Total Ending Balance	**-**	**-**	**$913,305**	**-**	**-**	**-**	**$913,305**

ESSENTIAL AND POLICY PACKAGE FISCAL IMPACT SUMMARY

Consumer and Business Svcs, Dept of
Pkg: 108 - Community Engagement

Cross Reference Name: Workers' Compensation System
Cross Reference Number: 44000-011-00-00-00000

Description	General Fund	Lottery Funds	Other Funds	Federal Funds	Nonlimited Other Funds	Nonlimited Federal Funds	All Funds
Revenues							
Workers Comp Insurance Taxes	-	-	665,074	-	-	-	665,074
Total Revenues	**-**	**-**	**$665,074**	**-**	**-**	**-**	**$665,074**
Personal Services							
Class/Unclass Sal. and Per Diem	-	-	133,350	-	-	-	133,350
Empl. Rel. Bd. Assessments	-	-	46	-	-	-	46
Public Employees' Retire Cont	-	-	23,896	-	-	-	23,896
Social Security Taxes	-	-	10,201	-	-	-	10,201
Paid Family Medical Leave Insurance	-	-	533	-	-	-	533
Worker's Comp. Assess. (WCD)	-	-	40	-	-	-	40
Mass Transit Tax	-	-	800	-	-	-	800
Flexible Benefits	-	-	34,650	-	-	-	34,650
Total Personal Services	**-**	**-**	**$203,516**	**-**	**-**	**-**	**$203,516**
Services & Supplies							
Instate Travel	-	-	3,353	-	-	-	3,353
Out of State Travel	-	-	250	-	-	-	250
Employee Training	-	-	1,615	-	-	-	1,615
Office Expenses	-	-	2,225	-	-	-	2,225
Telecommunications	-	-	3,033	-	-	-	3,033
Data Processing	-	-	2,408	-	-	-	2,408
Publicity and Publications	-	-	95,520	-	-	-	95,520
Professional Services	-	-	116,315	-	-	-	116,315
Dues and Subscriptions	-	-	4,356	-	-	-	4,356

ESSENTIAL AND POLICY PACKAGE FISCAL IMPACT SUMMARY

Consumer and Business Svcs, Dept of
Pkg: 108 - Community Engagement

Cross Reference Name: Workers' Compensation System
Cross Reference Number: 44000-011-00-00-00000

Description	General Fund	Lottery Funds	Other Funds	Federal Funds	Nonlimited Other Funds	Nonlimited Federal Funds	All Funds
Services & Supplies							
Facilities Rental and Taxes	-	-	12,660	-	-	-	12,660
Other Services and Supplies	-	-	214,000	-	-	-	214,000
IT Expendable Property	-	-	5,823	-	-	-	5,823
Total Services & Supplies	**-**	**-**	**$461,558**	**-**	**-**	**-**	**$461,558**
Total Expenditures							
Total Expenditures	-	-	665,074	-	-	-	665,074
Total Expenditures	**-**	**-**	**$665,074**	**-**	**-**	**-**	**$665,074**
Ending Balance							
Ending Balance	-	-	-	-	-	-	-
Total Ending Balance	**-**	**-**	**-**	**-**	**-**	**-**	**-**
Total Positions							
Total Positions							1
Total Positions	**-**	**-**	**-**	**-**	**-**	**-**	**1**
Total FTE							
Total FTE							0.88
Total FTE	**-**	**-**	**-**	**-**	**-**	**-**	**0.88**

ESSENTIAL AND POLICY PACKAGE FISCAL IMPACT SUMMARY

Consumer and Business Svcs, Dept of
Pkg: 118 - Occupational Safety and Health Lab

Cross Reference Name: Workers' Compensation System
Cross Reference Number: 44000-011-00-00-00000

Description	General Fund	Lottery Funds	Other Funds	Federal Funds	Nonlimited Other Funds	Nonlimited Federal Funds	All Funds
Revenues							
Workers Comp Insurance Taxes	-	-	939,453	-	-	-	939,453
Total Revenues	**-**	**-**	**$939,453**	**-**	**-**	**-**	**$939,453**
Services & Supplies							
Instate Travel	-	-	6,216	-	-	-	6,216
Professional Services	-	-	141,700	-	-	-	141,700
Facilities Rental and Taxes	-	-	651,975	-	-	-	651,975
Total Services & Supplies	**-**	**-**	**$799,891**	**-**	**-**	**-**	**$799,891**
Total Expenditures							
Total Expenditures	-	-	799,891	-	-	-	799,891
Total Expenditures	**-**	**-**	**$799,891**	**-**	**-**	**-**	**$799,891**
Ending Balance							
Ending Balance	-	-	139,562	-	-	-	139,562
Total Ending Balance	**-**	**-**	**$139,562**	**-**	**-**	**-**	**$139,562**

ESSENTIAL AND POLICY PACKAGE FISCAL IMPACT SUMMARY

Consumer and Business Svcs, Dept of
Pkg: 802 - Vacant Position Reductions

Cross Reference Name: Workers' Compensation System
Cross Reference Number: 44000-011-00-00-00000

Description	General Fund	Lottery Funds	Other Funds	Federal Funds	Nonlimited Other Funds	Nonlimited Federal Funds	All Funds
Personal Services							
Class/Unclass Sal. and Per Diem	-	-	(14,700)	-	-	-	(14,700)
Empl. Rel. Bd. Assessments	-	-	(26)	-	-	-	(26)
Public Employees' Retire Cont	-	-	(2,634)	-	-	-	(2,634)
Social Security Taxes	-	-	(1,125)	-	-	-	(1,125)
Paid Family Medical Leave Insurance	-	-	(59)	-	-	-	(59)
Worker's Comp. Assess. (WCD)	-	-	(23)	-	-	-	(23)
Flexible Benefits	-	-	(19,800)	-	-	-	(19,800)
Reconciliation Adjustment	-	-	16,335	-	-	-	16,335
Total Personal Services	**-**	**-**	**($22,032)**	**-**	**-**	**-**	**($22,032)**
Total Expenditures							
Total Expenditures	-	-	(22,032)	-	-	-	(22,032)
Total Expenditures	**-**	**-**	**($22,032)**	**-**	**-**	**-**	**($22,032)**
Ending Balance							
Ending Balance	-	-	22,032	-	-	-	22,032
Total Ending Balance	**-**	**-**	**$22,032**	**-**	**-**	**-**	**$22,032**
Total Positions							
Total Positions							(1)
Total Positions	**-**	**-**	**-**	**-**	**-**	**-**	**(1)**

ESSENTIAL AND POLICY PACKAGE FISCAL IMPACT SUMMARY

Consumer and Business Svcs, Dept of
Pkg: 802 - Vacant Position Reductions

Cross Reference Name: Workers' Compensation System
Cross Reference Number: 44000-011-00-00-00000

Description	General Fund	Lottery Funds	Other Funds	Federal Funds	Nonlimited Other Funds	Nonlimited Federal Funds	All Funds
Total FTE							
Total FTE							(0.50)
Total FTE	**-**	**-**	**-**	**-**	**-**	**-**	**(0.50)**

ESSENTIAL AND POLICY PACKAGE FISCAL IMPACT SUMMARY

Consumer and Business Svcs, Dept of
Pkg: 810 - Statewide Adjustments

Cross Reference Name: Workers' Compensation System
Cross Reference Number: 44000-011-00-00-00000

Description	General Fund	Lottery Funds	Other Funds	Federal Funds	Nonlimited Other Funds	Nonlimited Federal Funds	All Funds
Transfers Out							
Tsfr To OEIB	-	-	-	-	-	-	-
Total Transfers Out	**-**	**-**	**-**	**-**	**-**	**-**	**-**
Services & Supplies							
Instate Travel	-	-	(126,491)	-	-	-	(126,491)
Employee Training	-	-	73,004	-	-	-	73,004
Office Expenses	-	-	8,337	-	-	-	8,337
Telecommunications	-	-	(125,334)	-	-	-	(125,334)
State Gov. Service Charges	-	-	(236,039)	-	-	-	(236,039)
Data Processing	-	-	(101,712)	-	-	-	(101,712)
Attorney General	-	-	(200,552)	-	-	-	(200,552)
Facilities Rental and Taxes	-	-	(131,911)	-	-	-	(131,911)
Other Services and Supplies	-	-	(72,607)	-	-	-	(72,607)
Total Services & Supplies	**-**	**-**	**($913,305)**	**-**	**-**	**-**	**($913,305)**
Total Expenditures							
Total Expenditures	-	-	(913,305)	-	-	-	(913,305)
Total Expenditures	**-**	**-**	**($913,305)**	**-**	**-**	**-**	**($913,305)**
Ending Balance							
Ending Balance	-	-	913,305	-	-	-	913,305
Total Ending Balance	**-**	**-**	**$913,305**	**-**	**-**	**-**	**$913,305**

DETAIL OF LOTTERY FUNDS, OTHER FUNDS, AND FEDERAL FUNDS REVENUE

Consumer and Business Svcs, Dept of **Agency Number: 44000**

2023-25 Biennium **Cross Reference Number: 44000-011-00-00-00000**

Source	2019-21 Actuals	2021-23 Leg Adopted Budget	2021-23 Leg Approved Budget	2023-25 Agency Request Budget	2023-25 Governor's Budget	2023-25 Leg. Adopted Budget
Other Funds						
Workers Comp Insurance Taxes	155,479,478	144,026,135	144,991,748	280,522,079	205,878,449	196,400,150
Business Lic and Fees	539,150	436,650	436,650	444,850	444,850	692,014
Charges for Services	252	-	-	-	-	-
Fines and Forfeitures	2,989,462	3,659,012	3,659,012	3,638,951	3,638,951	3,940,298
Interest Income	1,960,599	1,912,769	1,912,769	2,817,239	2,817,239	2,473,594
Other Revenues	52,567	406,000	406,000	141,983	141,983	177,695
Transfer Out - Intrafund	(31,970,445)	(41,476,177)	(41,654,634)	(41,843,026)	(41,843,026)	(39,024,531)
Tsfr To Oregon Health Authority	(25,000)	-	-	-	-	-
Tsfr To Labor and Ind, Bureau	(444,010)	(512,000)	(512,000)	(512,000)	(512,000)	(500,000)
Total Other Funds	**$128,582,053**	**$108,452,389**	**$109,239,545**	**$245,210,076**	**$170,566,446**	**$164,159,220**
Federal Funds						
Other Revenues	1	-	-	-	-	-
Federal Funds	12,784,342	13,457,541	13,457,541	107,297,972	14,851,462	17,813,296
Tsfr To Labor and Ind, Bureau	(39,990)	-	-	-	-	-
Total Federal Funds	**$12,744,353**	**$13,457,541**	**$13,457,541**	**$107,297,972**	**$14,851,462**	**$17,813,296**
Nonlimited Other Funds						
Transfer In - Intrafund	3,988,114	4,062,034	4,062,034	-	-	-
Total Nonlimited Other Funds	**$3,988,114**	**$4,062,034**	**$4,062,034**	**-**	**-**	**-**

DETAIL OF LOTTERY FUNDS, OTHER FUNDS, AND FEDERAL FUNDS REVENUE

Source	Fund	ORBITS Revenue Acct	2019-2021 Actual	2021-23 Legislatively Adopted	2021-23 Estimated	2023-25 Agency Request	2023-25 Governor's	2023-25 Legislatively Adopted
Workers Comp Insurance Taxes	OF	0125	155,479,478	144,026,135	144,026,135	280,522,079	205,878,449	196,400,150
Business Lic and Fees	OF	0205	539,150	436,650	436,650	444,850	444,850	692,014
Charges for Services	OF	0410	252	-	-	-	-	-
Fines and Forfeitures	OF	0505	2,989,462	3,659,012	3,659,012	3,638,951	3,638,951	3,940,298
Interest Income	OF	0605	1,960,599	1,912,769	1,912,769	2,817,239	2,817,239	2,473,594
Other Revenues	OF	0975	52,567	406,000	406,000	141,983	141,983	177,695
Transfer Out - Intrafund	OF	2010	(31,970,445)	(41,476,177)	(41,476,177)	(41,843,026)	(41,843,026)	(39,024,531)
Tsfr To Oregon Health Authority	OF	2443	(25,000)	-	-	-	-	-
Tsfr To Labor and Ind, Bureau	OF	2839	(444,010)	(512,000)	(512,000)	(512,000)	(512,000)	(500,000)
Other Revenues	FF	0975	-	-	-	-	-	-
Federal Funds	FF	0995	12,784,342	13,457,541	13,457,541	107,297,972	14,851,462	17,813,296
Tsfr To Labor and Ind, Bureau	FF	2839	(39,990)	-	-	-	-	-
Transfer In - Intrafund	OF NL	1010	3,988,114	4,062,034	4,062,034	-	-	-

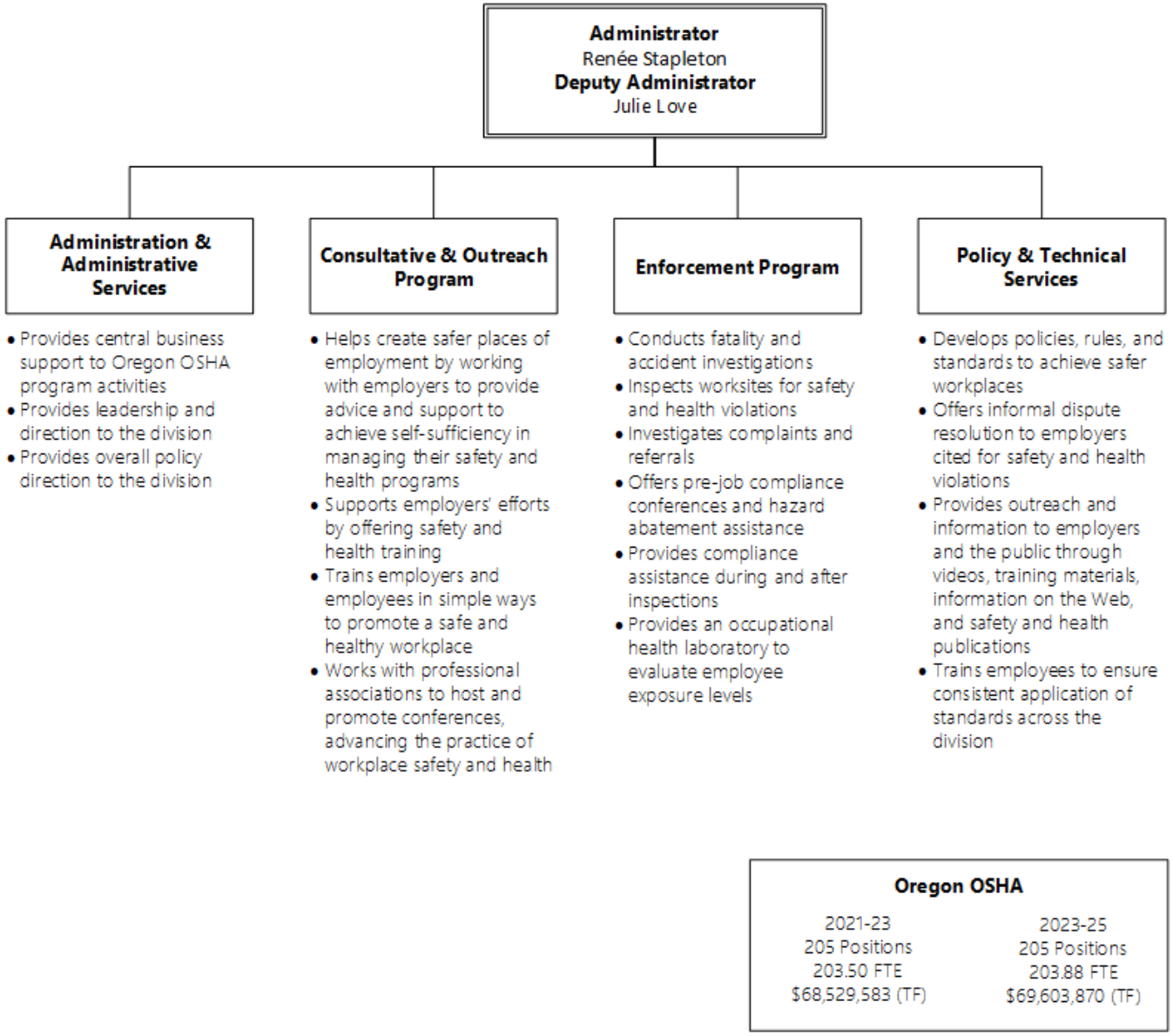
Administrator
Renée Stapleton
Deputy Administrator
Julie Love
Administration & Administrative Services
• Provides central business support to Oregon OSHA program activities
• Provides leadership and direction to the division
• Provides overall policy direction to the division
Consultative & Outreach Program
• Helps create safer places of employment by working with employers to provide advice and support to achieve self-sufficiency in managing their safety and health programs
• Supports employers' efforts by offering safety and health training
• Trains employers and employees in simple ways to promote a safe and healthy workplace
• Works with professional associations to host and promote conferences, advancing the practice of workplace safety and health
Enforcement Program
• Conducts fatality and accident investigations
• Inspects worksites for safety and health violations
• Investigates complaints and referrals
• Offers pre-job compliance conferences and hazard abatement assistance
• Provides compliance assistance during and after inspections
• Provides an occupational health laboratory to evaluate employee exposure levels
Policy & Technical Services
• Develops policies, rules, and standards to achieve safer workplaces
• Offers informal dispute resolution to employers cited for safety and health violations
• Provides outreach and information to employers and the public through videos, training materials, information on the Web, and safety and health publications
• Trains employees to ensure consistent application of standards across the division
Oregon OSHA
2021-23
205 Positions
203.50 FTE
$68,529,583 (TF)
2023-25
205 Positions
203.88 FTE
$69,603,870 (TF)

Enabling Legislation/Program Authorization
Federal Public Law 91-596 created the Occupational Health and Safety Administration (OSHA). Section 18 sets out the process for state jurisdiction. Federal law requires every state to have an occupational safety and health program, delivered either by the federal government or through an approved state plan, which Oregon has.

ORS Chapter 654 (the Oregon Safe Employment Act) requires the director to "assume fullest responsibility, in accord with the federal Occupational Safety and Health Act of 1970 (Public Law 91-596)."

Program Overview
The Oregon workers' compensation system is designed to prevent worker injuries and illnesses, ensure that employers provide workers' compensation coverage for their employees, provide treatment and benefits to help injured workers return to work as quickly as possible, and resolve disputes as quickly, fairly, and with as little litigation as possible.

Oregon OSHA advances workplace safety and health and reduces workplace injuries and illnesses. In doing so, the division reduces the cost of workers' compensation insurance and indirect costs of injuries and illnesses. Oregon OSHA's top priority is to achieve the lowest possible occupational injury, illness, and fatality rates through a full range of services and regulation, all of which are designed to encourage and enable employers and their workers to pursue safe and healthy workplaces. Its activities include the following:

- Inspecting worksites for workplace hazards, including violations of safety and health rules.
- Investigating workplace fatalities, major accidents, and safety and health complaints.
- Providing training and workplace consultation services.
- Developing occupational safety and health rules and other technical resources.

Oregon OSHA has regulatory authority over most Oregon employers. It focuses inspection activity on high-hazard industries and places of employment where workers are more likely to be injured or exposed to safety and health hazards. During the 2021 federal fiscal year, 18.9 percent (254) of Oregon OSHA's inspections were planned inspection activities based on high-hazard industries and emphasis programs. Since the beginning of the pandemic, Oregon OSHA has also seen a significant increase in the number of complaints received. In 2020-21, Oregon OSHA received and responded to 35,102 complaints. This is about eight times the normal volume from before 2020. Of the complaints received, more than 28,000 were related to COVID-19. The more than 7,000 non-COVID-19 complaints represent an almost 60 percent increase from pre-pandemic levels.

Program Description
Oregon OSHA administers the Oregon Safe Employment Act (OSEA), passed in 1973. Oregon OSHA is one of 28 occupational safety and health state plans that federal OSHA approves and monitors. Almost all private- and public-sector employers in Oregon are under Oregon OSHA's jurisdiction.

Under the Oregon Safe Employment Act, Oregon OSHA is responsible for working with employers and their employees to reduce and prevent occupational injuries, illnesses, and fatalities and for enforcing Oregon occupational safety and health standards. To that end, Oregon OSHA administers three main program areas:

- A comprehensive enforcement program that ensures Oregon's occupational safety and health rules are carried out in the workplace. Inspection activity is focused on high-hazard industries

and places of employment where workers are more likely to be injured or exposed to health hazards.
- A consultation and outreach program that offers free, confidential, and professional on-site safety, health, and ergonomic evaluations and training for employers and workers, as well as conferences, seminars, and workshops.
- A policy and technical program that develops policies, provides technical assistance to employers and workers, oversees informal dispute resolution and appeals of safety and health citations, amends and adopts Oregon's occupational safety and health rules, and provides rule interpretations.

Oregon OSHA delivers these services as follows:
- **Consultative services and outreach programs.** Senate Bill 2900 (1987) added this function to the department's duties and the 1990 workers' compensation reforms expanded it. Consultative services help Oregon employers identify hazards and work practices that could lead to injuries or illness and provide recommendations for correcting hazards and improving their safety and health programs. Consultative services also include the time-intensive process of helping interested employers as they work toward Safety and Health Achievement Recognition Program (SHARP) and evaluating worksites for qualification in the Voluntary Protection Program (VPP).

  SHARP recognizes employers who reach specific benchmarks in managing their occupational safety and health program. About 196 companies are current or graduated SHARP participants. VPP recognizes and promotes effective safety and health management and provides candidates with tools for obtaining a desired performance. Twenty Oregon worksites participate in VPP.

  Oregon OSHA offers safety and health training programs to employers and employees through on-site presentations, conferences, and workshops. Oregon OSHA coordinates and presents most of its conferences in partnership with businesses, associations, and labor unions.

- **Policy and technical services.** These services help employers, workers, and internal staff members understand and consistently apply rules and standards to achieve safer workplaces. The team expects approximately 8,000 contacts from employers and workers by phone and the Web during the 2021-23 biennium. This program is responsible for adopting rules and standards with the help of stakeholder advisory groups. Federal OSHA requires many of the rule adoptions. This program also provides outreach to employers and the public through development of online safety and health training offerings, videos, training materials, the resource center, the Web, and safety and health publications. In fiscal years 2020 and 2021, Oregon OSHA's English and Spanish YouTube pages had more than 1 million video views and more than 90,000 total hours of videos watched. Over that same time, the team also released eight full online courses with 121,211 participants from small employers (fewer than 20 employees).

- **Compliance.** Oregon continues to maintain one of the highest workplace penetrations in the nation. Oregon's penalties are also among the lowest in the country. Although low penalties are monitored by federal regulators as an issue, they have historically recognized that the high enforcement presence helps make the Oregon program as effective as the federal program (a requirement in order to maintain the state plan). Oregon OSHA primarily bases

inspections at employer worksites in Oregon on inspection scheduling lists, complaints, accidents (including fatalities), and referrals.

- **Partnerships.** Oregon OSHA collaborates with groups, including business organizations and labor unions, to design better safety and health programs for workers. Oregon OSHA has active partnerships with organizations, governmental entities, and people who have an interest in workplace safety and health. The Construction Advisory Committee, Small Agriculture Advisory Committee, Fire Service Advisory Committee, and Forest Activities Advisory Committee are groups designed to assist Oregon OSHA by partnering in the rule writing process. Oregon OSHA has signed alliances to work cooperatively and share information with Oregon Homebuilders Association, Oregon Coalition for Healthcare Ergonomics, Oregon Restaurant & Lodging Association, EMPLEO, Total Worker Health, Oregon Public Utility Commission, and West Coast Chapter of the International Association of Foundation Drilling. Oregon OSHA has existing partnerships with the Pesticide Analytical and Response Center, Pacific Northwest Agriculture Safety and Health Center, Deschutes County Farm Bureau, Construction Safety Summit, SafeBuild Alliance, LatinoBuilt, Oregon Home Care Commission, Oregon Health Authority, Oregon Employment Department, and Oregon Institute of Occupational Health Sciences. These partnerships often take the form of stakeholder advisory committees that help develop new rules, provide input on agency direction of issues, foster outreach, and achieve better compliance with health and safety standards. Oregon OSHA also partners with federal and state governmental entities to reduce duplicative regulatory efforts and promote compliance with other state and federal regulations.

Cost drivers of Oregon OSHA's programs. Economic changes influence working conditions and can affect injuries, illnesses, and workplace fatalities. Changing worksites and workplace demographics also drive certain occupational hazards and affect where the division focuses its efforts.

Program Performance

Units Produced/People Served - Inspection, consultation, and conference/training attendance

Products and People	2012	2013	2014	2015	2016	2017	2018	2019	2020	2021
Inspections (FFY)	4,101	4,180	4,239	4,183	3,946	3,787	3,288	3,382	2,010	1,343
Consultations (FFY)	2,724	2,579	2,577	2,601	2,604	2,479	2,688	3,642	1,893	1,550
Conference and training attendance (FFY)	15,842	23,263	20,404	29,443	24,099	33,548	35,361	43,185	43,178	121,838

Quality of Service – Worker health and safety metrics and inspection/consultation survey response

Measures	2012	2013	2014	2015	2016	2017	2018	2019	2020	2021
Total case incidence rate per 100 workers (CY)	3.9	4.1	3.9	3.7	4.0	3.8	3.6	3.9	3.4	n/a
Accepted disabling claims rate per 100 workers (CY)	1.1	1.1	1.1	1.1	1.1	1.1	1.1	1.1	1.2	n/a
Fatality rate per 100,000 workers (CY)	1.8	1.8	1.8	1.5	1.6	1.9	1.8	2.1	1.8	n/a
Customer service survey responses "Excellent" "Good" – Overall Service (FY)	96%	95%	94%	96%	98%	98%	98%	98%	98%	97%

1. **Timeliness of Services** – Customer service survey responses (enforcement and consultation activities)

Measures	2012	2013	2014	2015	2016	2017	2018	2019	2020	2021
Survey responses "Excellent" or "Good" – Service re: Timeliness (FFY)	93%	92%	91%	94%	96%	95%	94%	96%	96%	95%

2. **Cost per Service Unit** – Employees and Employers subject to Oregon workers' compensation laws

Units (FY) and Costs (FY)	2012	2013	2014	2015	2016	2017	2018	2019	2020	2021	*Estimated* 2022	*Estimated* 2023
Subject Employees (FY*)	1,650,050	1,678,000	1,719,700	1,770,700	1,826,000	1,877,500	1,918,000	1,952,900	1,921,950	1,875,200	1,929,400	1,990,400
*Cost per Unit** (ACTUAL EXPENDITURES; Planned expd for ≥ FY 2018)*	*$12*	*$12*	*$12*	*$13*	*$13*	*$13*	*$13*	*$14*	*$13*	*$14*		
Subject Employers (FY*)	100,650	100,850	104,100	110,000	114,500	118,550	121,950	124,050	127,050	128,640	129,926	131,226
*Cost per Unit** (ACTUAL EXPENDITURES; Planned expd for ≥ FY 2018)*	*$196*	*$195*	*$201*	*$203*	*$203*	*$213*	*$205*	*$213*	*$191*	*$200*		

* Based the average of the two calendar years containing the fiscal year

** Based on Oregon OSHA biennial Legislatively Adopted Budget

Funding Streams
The following fund Oregon OSHA:

- ***77 percent*** is funded by an assessment paid by employers on the premiums they pay to their insurer for workers' compensation coverage
- ***20 percent*** is funded by two grants from the U.S. Department of Labor OSHA
- ***3 percent*** is funded by civil penalties issued for violation of the Oregon Safe Employment Act

Significant Proposed Program Changes from 2021-23
None.

Program Narrative

2021-23 Accomplishments

1. Community engagement.

- Oregon OSHA has continued to expand its goal of educating employers and employees, particularly small employers and vulnerable or hard-to-reach populations. Examples of these efforts include: doubling the number of non-English training sessions from 2020 to 2021; increasing non-English attendance by more than 350 percent since 2019 at non-English training sessions; continued development of bilingual public education resources, including "Heat Illness Prevention," "Wildfire Smoke," and "Silica," as well as participating in live television and radio interviews discussing heat illness with Univision and Spanish radio broadcasts, respectively.
- Oregon OSHA continues to deploy the award-winning bilingual PESO (Programa en Español de Seguridad de Oregon) training program and uses social media campaigns to promote its programs to target audiences.
- Oregon OSHA continues its commitment to the Spanish-language conference designed for Spanish-speaking workers in a variety of industries. Unlike other conferences targeting employer safety and health professionals and safety committee members, the division specifically designed this conference to address worker rights, safety, and health issues. The division presents the conference entirely in Spanish with other indigenous language interpretations offered upon registration.
- Oregon OSHA has become a member of LatinoBuilt Foundation, which improves lives and businesses by closing the opportunity gap – eliminating barriers and reducing disparities – that negatively affect Latino entrepreneurship and business ownership.

2. COVID-19.

- Over the course of the pandemic, Oregon OSHA promulgated and adopted temporary and permanent rules addressing COVID-19 in all general workplaces, exceptional-risk workplaces (including health care settings), and in labor housing. These efforts continued in 2021-23 and involved using existing infrastructure of enforcement and consultation professionals. Oregon OSHA provided services to workers, businesses, and members of the public who were asking questions or filing complaints about their employer or businesses they believed were not complying. More than 28,000 complaints were taken about how businesses could comply and what measures should be taken to protect the health and safety of employees.

3. Protected workers from workplace injuries and illnesses.

- Continued to achieve one of the highest employer inspection penetration rates in the country. While the significant volume of COVID-19 complaint intakes have decreased, overall complaints have been higher than pre-pandemic levels. Before the beginning of the pandemic, Oregon OSHA received an average of 2,200 complaints each year. In addition to the more than 28,000 COVID-19-related complaints, regular complaints were also up almost 60 percent in 2020 and 2021.
- Provided approximately 3,400 no-cost workplace confidential consultations to employers in 2020 and 2021. Approximately 48 percent of these were provided to employers who had either never used the service or had not done so within the previous five years.
- Continued prioritizing consultation requests and response times, allowing the division to better focus resources on small, high-hazard employers.
- Conducted Preventing Heat-Related Illness emphasis program activities to prevent heat-related illnesses and deaths in Oregon, including enforcing the new temporary rule.
- Partnered with the Oregon Young Employee Safety Coalition to educate young workers and their employers about safety, including sponsoring a student video and graphic art contest and developing curricula for use when making presentations on young worker safety and health.
- Continued to move more safety and health training online to allow better access for employers and workers, which included more than 120,000 attendees in online training sessions during fiscal year 2021.

4. Enhanced regulations and regulatory processes.

- Continued to provide plain language rules and publications to help employers and workers understand safety requirements.
- Adopted temporary rules to address employee exposure to high ambient temperatures. Additionally, adopted temporary rules to address high ambient temperatures specifically in labor housing.
- The division later adopted permanent rules to address exposure to high ambient temperatures that are applicable to all industries, including labor housing. The heat rules address access to shade and cool water, preventive cool-down breaks, heat illness prevention plans, information, and training.
- Adopted temporary rules to address employee exposure to wildfire smoke and later adopted permanent rules related to employee exposure to wildfire smoke. These rules include an array of exposure assessments and controls, training, and communication.
- At the time of their permanent adoption in May 2022, the heat and smoke rules were both considered the most protective in the United States.
- Continued to move forward with a long-term project to address certain permissible exposure limits (PELs) for exposures that have a significant effect on Oregon workplaces. The division finalized its updated PEL for manganese in 2021.
- Increased minimum and maximum penalties for alleged violations to align with federal OSHA.
- Renewed, revised, and removed rules related to COVID-19 throughout 2021 as the impact of the pandemic rapidly changed.

5. Improved customer service.

- Received a more than 96 percent favorable rating on customer service surveys.

- Rapidly expanded its online resources to aid employer education in a virtual environment. Online training participation increased to more than 120,000 people in fiscal year 2021. The year prior, attendance was fewer than 26,000 people.
- Conducted regular meetings with stakeholder groups consisting of Oregon business and labor leaders from different industries. These committees provide advice to Oregon OSHA on policy and act as sounding boards on a variety of OSHA-related issues.
- Continued an alliance with the Construction Contractors Board (CCB). Contractors seeking licensing are able to satisfy all or part of their elective continuing education credits through Oregon OSHA. Contractors earn three to five credits when they receive an Oregon OSHA consultation and provide proof that they corrected any identified serious hazards. Contractors who undergo a series of safety consultations and work with OSHA over a period of one year to correct hazards and develop programs to become self-reliant in safety earn up to 16 credit hours toward their license.
- Continued to provide scholarships through the Workers' Memorial Scholarship Program to spouses and children of workers with a permanent total disability or who were killed on the job.

6. Worked toward self-sufficiency of Oregon employers in managing their workplace health and safety.

- Helped employers achieve exceptional performance in workplace safety and health through Oregon OSHA's Safety and Health Achievement Recognition Program (SHARP) and the Voluntary Protection Program (VPP). These two programs have recognized more than 230 employers that develop and operate effective safety and health management systems in their workplaces.
- Completed the 19th year in 2022 of promoting Safety Break for Oregon, which encourages employers and communities to promote and celebrate job safety with their employees.
- Continued to partner with various safety and health associations to conduct conferences throughout the state each year. Traditionally, the partnerships result in eight conferences annually. In fiscal year 2021, all in-person conferences were canceled due to COVID-19. In-person conferences resumed again in 2022. In 2023-25, Oregon OSHA and partners expect to provide safety and health educational conferences to more than 6,100 attendees.

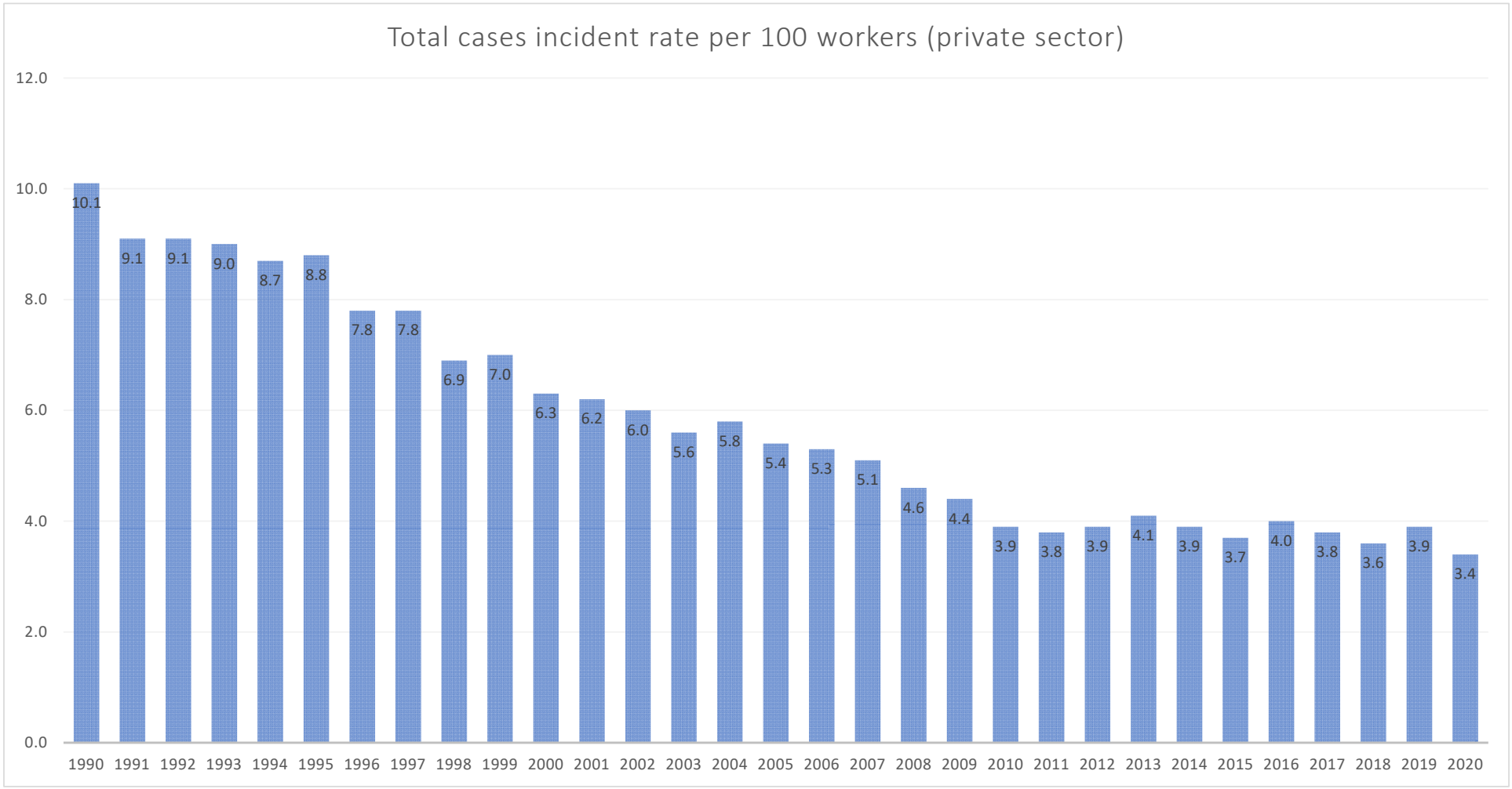
Total cases incident rate per 100 workers (private sector)
12.0
10.0
8.0
6.0
4.0
2.0
0.0
10.1
9.1
9.1
9.0
8.7
8.8
7.8
7.8
6.9
7.0
6.3
6.2
6.0
5.6
5.8
5.4
5.3
5.1
4.6
4.4
3.9
3.8
3.9
4.1
3.9
3.7
4.0
3.8
3.6
3.9
3.4
1990 1991 1992 1993 1994 1995 1996 1997 1998 1999 2000 2001 2002 2003 2004 2005 2006 2007 2008 2009 2010 2011 2012 2013 2014 2015 2016 2017 2018 2019 2020

2023-2025 Expected Results

Oregon OSHA plans to accomplish the following in the 2023-25 biennium:

- Continue to maintain one of the highest enforcement presences in the nation.
- Maintain a strong workplace presence in relation to on-site consultation.
- Target educational, collaborative, and enforcement efforts to high-hazard industries and occupations, and small employers.
- Focus education and outreach on protecting particularly vulnerable and hard-to-reach worker populations. This includes continuing to expand the successes of the Spanish-language conference by growing the attendance and expanding location service areas.
- Continue to intentionally engage with historically underrepresented communities through tailored content delivery, intentional solicitation of feedback, and actively partnering with community organizations.
- Ensure that enforcement is used effectively as a tool to promote compliance, both before and after a particular workplace has been inspected.
- Increase employer and employee access to safety and health training through improved use of technology.
- Improve employer access and understanding of safety and health standards or rules by providing more online tools, writing rules more clearly, and using common industry terminology.
- Continue to establish and maintain strong partnerships to help leverage resources and communicate the importance of safety and health in the workplace.
- Continue to award the Workers' Memorial Scholarship following the passage of Senate Bill 93, which increased the Workers' Memorial Fund.
- Move forward with selected high-priority projects we identified from Action 2025.

Revenue Sources

Federal Occupational Safety and Health Administration (OSHA) The department receives a grant from the U.S. Department of Labor that provides for carrying out specific activities related to the Occupational Safety and Health Act of 1970. The department also has a contractual agreement with the Occupational Safety and Health Administration for 90 percent funding for four consultants conducting specific safety and health consultative services to private-sector employers following the federal consultation program requirements. The amount of federal funds received for Oregon OSHA has been on the decline over the past several years. At the beginning of the 2021-23 biennium, federal funds accounted for 25 percent of overall funding for Oregon OSHA. Since the workers' compensation premium assessment also funds Oregon OSHA, the decline in federal revenues is likely to require more funding from the assessment.

Proposed Legislation

HB 2272 Confidentiality of Employee Interviews. Under current Oregon law, the identity and information about employees who participate in Oregon OSHA inspections are releasable through a public records request or legal discovery. This issue was raised as an "observation," by federal OSHA during its recent 2021 state plan evaluation of Oregon OSHA. Federal OSHA has instructed Oregon OSHA to reconcile this deficiency before this observation becomes a "finding." Under this state plan evaluation process, any state OSHA plan will receive a "finding" for any observation not corrected within three evaluation periods. All findings must be corrected by the state plan. If a finding is not corrected, federal OSHA has the authority to

take away jurisdiction of any state occupational safety and health plan, including Oregon OSHA.

Due to this lack of protection against disclosure, employees who participate in Oregon OSHA inspections are reluctant to be candid and forthcoming during interviews due to a fear of retaliation or discrimination from their employer. This can have a chilling effect on employees, especially those who come from more vulnerable populations, who are faced with providing factual information that could result in an alleged citation against their employer. The result of this dynamic can jeopardize Oregon OSHA's ability to substantiate an alleged violation in which employees are exposed to an occupational safety and health hazard.

This concept proposes amendments to the Oregon Safe Employment Act to include protections against the release of identifiable information about interviewed employees obtained during an Oregon OSHA inspection.

Base Budget

Agency Request: $70,600,336 – Pos.: 205 FTE: 203.50
Governor's Recommended Budget: $70,600,336 – Pos.: 205 FTE: 203.50
Legislatively Adopted Budget: $70,600,336 – Pos.: 205 FTE: 203.50

The base budget request is the 2021-23 Legislatively Adopted Budget and administrative changes approved by the Department of Administrative Services through February 2022 and roll-up of salary costs.

Essential Packages

Essential Package No. 010 – Non-PICS Service Adjustment
Agency Request: ($184,100)
Governor's Recommended Budget: ($184,100)
Legislatively Adopted Budget: ($184,100)

Essential Package No. 021 – Program Adjustments
Agency Request: $312,600
Governor's Recommended Budget: $312,600
Legislatively Adopted Budget: $312,600

Essential Package No. 022 – Phased-out Programs and One-time Costs
Agency Request: ($2,900,000)
Governor's Recommended Budget: ($2,900,000)
Legislatively Adopted Budget: ($2,900,000)

Essential Package No. 031 – Cost Adjustment for Inflation and Price List Items
Agency Request: $1,085,622
Governor's Recommended Budget: $1,085,622
Legislatively Adopted Budget: $1,085,622

Essential Package No. 032 – Above Standard Inflation
Agency Request: $53,882
Governor's Recommended Budget: $53,882
Legislatively Adopted Budget: $53,882

Essential Package No. 040 – Mandated Caseload & Costs
Agency Request: $0
Governor's Recommended Budget: $0
Legislatively Adopted Budget: $0

Essential Package No. 050 – Fund Shifts/Revenue Reductions
Agency Request: $0
Governor's Recommended Budget: $0
Legislatively Adopted Budget: $0

Essential Package No. 060 – Technical Adjustments
Agency Request: ($322,323)
Governor's Recommended Budget: ($322,323)
Legislatively Adopted Budget: ($322,323)

Current Service Level (CSL) Budget

Agency Request: $68,646,017 – Pos.: 205 FTE: 203.50
Governor's Recommended Budget: $68,646,017 – Pos.: 205 FTE: 203.50
Legislatively Adopted Budget: $68,646,017 – Pos.: 205 FTE: 203.50

The division's CSL budget is the total of the base budget request plus essential packages. Approval of the CSL continues current operations through the 2023-25 biennium.

Policy Package No. 070 – Revenue Shortfalls
Agency Request: $0 – Pos.: 0 FTE: 0.00
Governor's Recommended Budget: $0 – Pos.: 0 FTE:0.00
Legislatively Adopted Budget: $0 – Pos.: 0 FTE: 0.00

Modified Current Service Level (CSL) Budget

Agency Request: $68,646,017 – Pos.: 205 FTE: 203.50
Governor's Recommended Budget: $68,646,017 – Pos.: 205 FTE: 203.50
Legislatively Adopted Budget: $68,646,017 – Pos.: 205 FTE: 203.50

The division's modified CSL budget is the total of the CSL budget minus the revenue shortfall policy package 070. Approval of the modified CSL continues current operations through the 2023-25 biennium.

Policy Packages

Policy Package No. 108 – Occupational Safety and Health (OSHA) – Community Engagement
Agency Request: $665,074 – Pos.: 1 FTE: 0.88
Governor's Recommended Budget: $665,074 – Pos.: 1 FTE: 0.88
Legislatively Adopted Budget: $665,074 – Pos.: 1 FTE: 0.88

Purpose: Oregon OSHA requests approval of a permanent community engagement coordinator to implement community engagement initiatives and develop long-term diversity, equity, and inclusion goals to better support underserved and underrepresented workers.

How Achieved: Oregon OSHA is dedicated to improving workplace safety and health in Oregon and committed to collaborating with labor, business, and other government agencies to achieve that goal. Because Oregon OSHA regulates nearly every workplace in Oregon, each of its programs (e.g. Enforcement, Consultation, Public Education, Public Resource Center, Conferences, and Technical) plays an integral role in helping advance worker protection. However, not all labor groups are the same. Each worker population, especially those that come from underserved or underrepresented communities, have unique barriers and group-specific challenges that impact occupational safety and health.

Oregon OSHA will advance its worker protection mission in a manner that actively recognizes, identifies, and seeks to reduce those systemic barriers that create inequities for vulnerable workers, such as occupants of agriculture labor housing. This will be achieved by first identifying those worker communities facing barriers that limit their

ability to access our services or engage with our training and education resources. Once identified, Oregon OSHA will use its diverse programs and resources to engage with and inform vulnerable workers of their rights and protections provided by the Oregon Safe Employment Act. Next, Oregon OSHA will seek to engage workers from underserved or underrepresented communities to participate in division decision making by eliminating barriers that deter access to resources, meeting materials, publications, technical assistance, rulemaking activities, and budget development. This will be accomplished in part by consulting and involving community leaders, industry partners, advocacy organizations, and other stakeholders who collectively influence worker protection in their communities. Also, Oregon OSHA will actively work for opportunities to engage directly with workers to develop other methods that help dismantle these barriers.

Oregon OSHA is making this funding request in order to ensure the results of its community engagement activities are consistently measured, managed, and re-evaluated as the division's engagement initiatives evolve and to help identify new approaches that engage underserved and underrepresented workers. The proposed duties and responsibilities of Oregon OSHA's community engagement coordinator include:

- Help to plan, schedule, and facilitate community engagement initiatives and events across the division
- Along with division leadership, serve as a point of contact for community leaders and labor advocates interested in the division's community engagement initiatives or events
- Develop mechanisms for the collection and evaluation of feedback from underserved and underrepresented communities, and re-evaluate mechanisms for effectiveness and improvement
- Meet with underserved community leaders and representatives regularly, and serve as a point of contact within the division for community engagement initiatives and events
- Evaluate the community engagement program quarterly, and summarize the division's accomplished goals and future initiatives in an annual community engagement report
- Develop reports for delivery to the executive team regarding community engagement actions, plans, strategies, marketing and effectiveness; recommend ways to maximize the use of state resources to support underserved employer and worker communities
- Work with the DCBS Diversity, Equity, and Inclusion Council (DEI) to promote initiatives within the agency
- Engage with the various organizations specific to Oregon OSHA in the DCBS Community Engagement Plan for each biennium
- Assist in the evaluation and development of legislation and legislative concepts that support the division's community engagement initiatives or rulemaking equity statements
- Develop, manage, and coordinate division community engagement internship program (when offered)

In addition to this position, this policy package would allow for the continued expansion of the division's community engagement efforts. This includes significantly increasing the translation, publication, and distribution of multi-lingual Oregon OSHA policy information and training materials; highlighting and broadcasting the division's services in multiple languages through community-based television and radio sources; growing the annual Spanish Language Conference; expanding Oregon OSHA's partnerships with community organization memberships; adding voice-over services in multiple languages for streaming video services and those videos the division's Public Education team develops; purchasing of third-party safety videos to

offer for free public consumption in multiple languages; and increasing the number of bilingual Oregon OSHA staff members who can provide help to support worker access to division resources and programs.

Oregon OSHA aims to strategically expand its investment in employees who are bilingual. In effect, this will provide workers from historically underrepresented communities with better access to Oregon OSHA's resources. Through the first 13 months of the 2021-23 biennium, Oregon OSHA has increased its bilingual staff totals by 37 percent. With this increase, Spanish-speaking members of the public can now directly interact with Oregon OSHA's technical services and records management unit without the need for interpretative services. Oregon OSHA will continue to improve its multi-lingual services across each of its programs, including enforcement, consultation, and public education. This exciting growth is just the beginning. In the coming years, Oregon OSHA aims to strategically expand the number of languages in which its representatives can provide direct help, as well as the total number of bilingual staff to support the public across all of Oregon OSHA's services.

In addition to its staffing, Oregon OSHA aims to expand its translation of guidance documents, factsheets related to general workers' rights, and other important updates that all Oregon workers should know. The division has already begun partnering with other state agencies to use existing translation services to translate our worker safety rights video into Spanish and multiple Mesoamerican languages, including K'iche, Mam, Mixteco-Alto, Q'anjob'al, and Zapoteco. With an additional investment in our third-party translation services, publications, and marketing, Oregon OSHA aims to make resources available and seek out underrepresented communities to ensure they are aware of their rights and how to reach out to Oregon OSHA for help and support.

In order to permanently fund the proposed new position and expand its community engagement activities, Oregon OSHA is requesting an Other Funds increase limitation in the amount of $664,274.

List Staff Impact: The Department of Consumer and Business Services, Oregon OSHA requests authority to establish the following position:

- 1 – Operations & Policy Analyst 3 (OAS C0872 AP, SR 30), Permanent Full-time, 21 months

Quantifying Results: Oregon OSHA routinely collects and evaluates data related to its inspection and consultation activities, as well as public outreach events and conferences. This allows Oregon OSHA to identify trends in its field activities and worker engagement events. The impact of the community engagement specialist could be assessed based on an increase in the number of inspections, consultations, and technical inquiries that involve target communities of underserved or underrepresented worker groups. This information could be evaluated in tandem with illness, injury, and fatality data verified through the workers' compensation database.

Revenue Source: The revenue is from the Premium Assessment Operating Account, funded by an assessment paid by employers and the premiums they pay to their insurer for workers' compensation coverage.

Policy Package No. 118 – Occupational Safety and Health (OSHA) – Occupational Safety and Health Lab
Agency Request: $939,453 – Pos.: 0 FTE: 0.00
Governor's Recommended Budget: $799,891 – Pos.: 0 FTE: 0.00
Legislatively Adopted Budget: $799,891 – Pos.: 0 FTE: 0.00

This package requests $939,453 in Other Funds expenditure limitation to pay for moving costs and increased rent needed to move Oregon OSHA's occupational safety and health land from Southeast Portland to a new DAS-owned facility in Wilsonville. The Oregon OSHA program will share the new space with the Oregon Department of Agriculture and the Oregon Health Authority. The package was modified to provide a reduced amount of $799,891 Other Funds, which reflects a move date of October 1, 2023 and takes into account the existing budget DCBS for rent for its current facility. Included within that amount is $147,916 in one-time costs related to the move between facilities.

Policy Package No. 802 – Vacant Position Reductions
Legislatively Adopted Budget: ($22,032) – Pos.: (1) FTE (0.50)

As part of an agency-wide permanent finance plan, three positions are being reclassed upwards and one position is being abolished for a budgetary impact of ($22,032) in Other Funds expenditures. The change impacts four positions in total and each of the reclassification requests were reviewed and approved by the Department of Administrative Services, Chief Human Resources Office. The abolishment of one position helps fund the request to reclassify the agency needs. Reclassifies three Office Specialist 2 positions to Administrative Specialist 1 and abolishes one Office Specialist 2 position (-0.50 FTE).

Policy Package No. 810 – Statewide Adjustments
Legislatively Adopted Budget: ($485,000)

Statewide adjustments impact agency budgets based on changes to the cost of debt service on existing outstanding bonds, Department of Administrative Services rates and service charges, Attorney General rates, and costs for supporting the Government Ethics Commission and Public Records Advocate.

Revenues

2023-25 Beginning Balance	**$ -**
Revenues	
General Fund Appropriation	-
Workers' Compensation Insurance Taxes	67,595,461
Other Employer-Employee Taxes	-
Insurance Taxes	-
Business License & Fees	-
Charges for Services	-
Fines & Forfeitures	3,940,298
Interest Income	18,435
Other Revenues	-
Federal Revenue	17,813,296
Subtotal Revenues	*$ 89,367,490*
Transfers	
Transfers In - Intrafund	-
Transfers Out - Intrafund	(16,006,842)
Transfers Out - General Fund	-
Transfers Out - Counties	-
Transfers Out - Governor	-
Transfers Out - BOLI	(500,000)
Subtotal Transfers	*($16,506,842)*
Available Funds	**72,860,648**
2023-25 Budgeted Expenditures	69,603,870
2023-25 Ending Balance	**$ 3,256,778**

Legislatively Adopted Budget

2021-23 Legislatively Approved Budget	Operational	Pass Through Expenditures	Total	FTE
Total 2021-23 LAB	**$ 67,932,932**	**$ 596,651**	**$ 68,529,583**	**203.50**

2023-25 Legislatively Adopted Budget	Operational	Pass Through Expenditures	Total	FTE
Base Budget	$70,003,685	$596,651	$70,600,336	203.50
Essential Packages				
Pkg. 010 Non-PICS Personal Services Vacancy Factor	($184,100)	-	($184,100)	-
Pkg. 021 Phase-In	$312,600	-	$312,600	-
Pkg. 022 Phase-Out Program & One-time Costs	($2,900,000)	-	($2,900,000)	-
Pkg. 031 Standard Inflation	$1,060,563	$25,059	$1,085,622	-
Pkg. 032 Above Standard Inflation	$53,882	-	$53,882	-
Pkg. 060 Technical Adjustments	($322,323)	-	($322,323)	-
Subtotal, Essential Packages	*($1,979,378)*	*$25,059*	*($1,954,319)*	-
Subtotal, Current Service Level	*$68,024,307*	*$621,710*	*$68,646,017*	*203.50*
Pkg. 070 Revenue Shortfalls	-	-	-	-
Modified Current Service Level	*$68,024,307*	*$621,710*	*$68,646,017*	*203.50*
Policy Packages				
Pkg. 108 Community Engagement	$665,074	-	$665,074	0.88
Pkg. 118 Occupational Safety and Health Lab	$799,891	-	$799,891	-
Pkg. 802 Vacant Position Reductions	($22,032)	-	($22,032)	(0.50)
Pkg. 810 Statewide Adjustments	($485,080)	-	($485,080)	-
2023-25 Total Legislatively Adopted Budget	**$68,982,160**	**$621,710**	**$69,603,870**	**203.88**

ESSENTIAL AND POLICY PACKAGE FISCAL IMPACT SUMMARY

Consumer and Business Svcs, Dept of **Cross Reference Name: OR - OSHA**

Pkg: 010 - Vacancy Factor and Non-ORPICS Personal Services **Cross Reference Number: 44000-011-15-00-00000**

Description	General Fund	Lottery Funds	Other Funds	Federal Funds	Nonlimited Other Funds	Nonlimited Federal Funds	All Funds
Personal Services							
All Other Differential	-	-	7,423	-	-	-	7,423
Public Employees' Retire Cont	-	-	1,330	-	-	-	1,330
Pension Obligation Bond	-	-	(48,572)	(23,386)	-	-	(71,958)
Social Security Taxes	-	-	568	-	-	-	568
Paid Family Medical Leave Insurance	-	-	30	-	-	-	30
Mass Transit Tax	-	-	9,175	-	-	-	9,175
Vacancy Savings	-	-	-	(130,668)	-	-	(130,668)
Total Personal Services	**-**	**-**	**($30,046)**	**($154,054)**	**-**	**-**	**($184,100)**
Total Expenditures							
Total Expenditures	-	-	(30,046)	(154,054)	-	-	(184,100)
Total Expenditures	**-**	**-**	**($30,046)**	**($154,054)**	**-**	**-**	**($184,100)**
Ending Balance							
Ending Balance	-	-	30,046	154,054	-	-	184,100
Total Ending Balance	**-**	**-**	**$30,046**	**$154,054**	**-**	**-**	**$184,100**

ESSENTIAL AND POLICY PACKAGE FISCAL IMPACT SUMMARY

Consumer and Business Svcs, Dept of
Pkg: 021 - Phase-in

Cross Reference Name: OR - OSHA
Cross Reference Number: 44000-011-15-00-00000

Description	General Fund	Lottery Funds	Other Funds	Federal Funds	Nonlimited Other Funds	Nonlimited Federal Funds	All Funds
Services & Supplies							
Other Services and Supplies	-	-	-	312,600	-	-	312,600
Total Services & Supplies	**-**	**-**	**-**	**$312,600**	**-**	**-**	**$312,600**
Total Expenditures							
Total Expenditures	-	-	-	312,600	-	-	312,600
Total Expenditures	**-**	**-**	**-**	**$312,600**	**-**	**-**	**$312,600**
Ending Balance							
Ending Balance	-	-	-	(312,600)	-	-	(312,600)
Total Ending Balance	**-**	**-**	**-**	**($312,600)**	**-**	**-**	**($312,600)**

ESSENTIAL AND POLICY PACKAGE FISCAL IMPACT SUMMARY

Consumer and Business Svcs, Dept of **Cross Reference Name: OR - OSHA**

Pkg: 022 - Phase-out Pgm & One-time Costs **Cross Reference Number: 44000-011-15-00-00000**

Description	General Fund	Lottery Funds	Other Funds	Federal Funds	Nonlimited Other Funds	Nonlimited Federal Funds	All Funds
Services & Supplies							
Other Services and Supplies	-	-	-	(2,900,000)	-	-	(2,900,000)
Total Services & Supplies	**-**	**-**	**-**	**($2,900,000)**	**-**	**-**	**($2,900,000)**
Total Expenditures							
Total Expenditures	-	-	-	(2,900,000)	-	-	(2,900,000)
Total Expenditures	**-**	**-**	**-**	**($2,900,000)**	**-**	**-**	**($2,900,000)**
Ending Balance							
Ending Balance	-	-	-	2,900,000	-	-	2,900,000
Total Ending Balance	**-**	**-**	**-**	**$2,900,000**	**-**	**-**	**$2,900,000**

ESSENTIAL AND POLICY PACKAGE FISCAL IMPACT SUMMARY

Consumer and Business Svcs, Dept of **Cross Reference Name: OR - OSHA**

Pkg: 031 - Standard Inflation **Cross Reference Number: 44000-011-15-00-00000**

Description	General Fund	Lottery Funds	Other Funds	Federal Funds	Nonlimited Other Funds	Nonlimited Federal Funds	All Funds
Services & Supplies							
Instate Travel	-	-	29,865	-	-	-	29,865
Out of State Travel	-	-	994	-	-	-	994
Employee Training	-	-	21,536	-	-	-	21,536
Office Expenses	-	-	23,227	-	-	-	23,227
Telecommunications	-	-	23,888	-	-	-	23,888
State Gov. Service Charges	-	-	412,644	-	-	-	412,644
Data Processing	-	-	35,888	-	-	-	35,888
Publicity and Publications	-	-	3,672	-	-	-	3,672
Professional Services	-	-	34,155	-	-	-	34,155
IT Professional Services	-	-	1,728	-	-	-	1,728
Attorney General	-	-	305,526	-	-	-	305,526
Employee Recruitment and Develop	-	-	797	-	-	-	797
Dues and Subscriptions	-	-	2,524	-	-	-	2,524
Facilities Rental and Taxes	-	-	126,993	-	-	-	126,993
Fuels and Utilities	-	-	782	-	-	-	782
Facilities Maintenance	-	-	1,721	-	-	-	1,721
Agency Program Related S and S	-	-	6,214	-	-	-	6,214
Other Services and Supplies	-	-	9,868	-	-	-	9,868
Expendable Prop 250 - 5000	-	-	2,643	-	-	-	2,643
IT Expendable Property	-	-	9,209	-	-	-	9,209
Total Services & Supplies	**-**	**-**	**$1,053,874**	**-**	**-**	**-**	**$1,053,874**

ESSENTIAL AND POLICY PACKAGE FISCAL IMPACT SUMMARY

Consumer and Business Svcs, Dept of **Cross Reference Name: OR - OSHA**

Pkg: 031 - Standard Inflation **Cross Reference Number: 44000-011-15-00-00000**

Description	General Fund	Lottery Funds	Other Funds	Federal Funds	Nonlimited Other Funds	Nonlimited Federal Funds	All Funds
Capital Outlay							
Technical Equipment	-	-	6,689	-	-	-	6,689
Total Capital Outlay	**-**	**-**	**$6,689**	**-**	**-**	**-**	**$6,689**
Special Payments							
Other Special Payments	-	-	25,059	-	-	-	25,059
Total Special Payments	**-**	**-**	**$25,059**	**-**	**-**	**-**	**$25,059**
Total Expenditures							
Total Expenditures	-	-	1,085,622	-	-	-	1,085,622
Total Expenditures	**-**	**-**	**$1,085,622**	**-**	**-**	**-**	**$1,085,622**
Ending Balance							
Ending Balance	-	-	(1,085,622)	-	-	-	(1,085,622)
Total Ending Balance	**-**	**-**	**($1,085,622)**	**-**	**-**	**-**	**($1,085,622)**

ESSENTIAL AND POLICY PACKAGE FISCAL IMPACT SUMMARY

Consumer and Business Svcs, Dept of
Pkg: 032 - Above Standard Inflation

Cross Reference Name: OR - OSHA
Cross Reference Number: 44000-011-15-00-00000

Description	General Fund	Lottery Funds	Other Funds	Federal Funds	Nonlimited Other Funds	Nonlimited Federal Funds	All Funds
Services & Supplies							
Facilities Rental and Taxes	-	-	53,882	-	-	-	53,882
Total Services & Supplies	**-**	**-**	**$53,882**	**-**	**-**	**-**	**$53,882**
Total Expenditures							
Total Expenditures	-	-	53,882	-	-	-	53,882
Total Expenditures	**-**	**-**	**$53,882**	**-**	**-**	**-**	**$53,882**
Ending Balance							
Ending Balance	-	-	(53,882)	-	-	-	(53,882)
Total Ending Balance	**-**	**-**	**($53,882)**	**-**	**-**	**-**	**($53,882)**

ESSENTIAL AND POLICY PACKAGE FISCAL IMPACT SUMMARY

Consumer and Business Svcs, Dept of **Cross Reference Name: OR - OSHA**
Pkg: 060 - Technical Adjustments **Cross Reference Number: 44000-011-15-00-00000**

Description	General Fund	Lottery Funds	Other Funds	Federal Funds	Nonlimited Other Funds	Nonlimited Federal Funds	All Funds
Services & Supplies							
Telecommunications	-	-	96,557	-	-	-	96,557
Professional Services	-	-	(3,121)	-	-	-	(3,121)
Facilities Rental and Taxes	-	-	(619,691)	-	-	-	(619,691)
Agency Program Related S and S	-	-	150,193	-	-	-	150,193
IT Expendable Property	-	-	53,739	-	-	-	53,739
Total Services & Supplies	**-**	**-**	**($322,323)**	**-**	**-**	**-**	**($322,323)**
Total Expenditures							
Total Expenditures	-	-	(322,323)	-	-	-	(322,323)
Total Expenditures	**-**	**-**	**($322,323)**	**-**	**-**	**-**	**($322,323)**
Ending Balance							
Ending Balance	-	-	322,323	-	-	-	322,323
Total Ending Balance	**-**	**-**	**$322,323**	**-**	**-**	**-**	**$322,323**

ESSENTIAL AND POLICY PACKAGE FISCAL IMPACT SUMMARY

Consumer and Business Svcs, Dept of
Pkg: 092 - Statewide AG Adjustment

Cross Reference Name: OR - OSHA
Cross Reference Number: 44000-011-15-00-00000

Description	General Fund	Lottery Funds	Other Funds	Federal Funds	Nonlimited Other Funds	Nonlimited Federal Funds	All Funds
Services & Supplies							
Attorney General	-	-	-	-	-	-	-
Total Services & Supplies	**-**	**-**	**-**	**-**	**-**	**-**	**-**
Total Expenditures							
Total Expenditures	-	-	-	-	-	-	-
Total Expenditures	**-**	**-**	**-**	**-**	**-**	**-**	**-**
Ending Balance							
Ending Balance	-	-	-	-	-	-	-
Total Ending Balance	**-**	**-**	**-**	**-**	**-**	**-**	**-**

ESSENTIAL AND POLICY PACKAGE FISCAL IMPACT SUMMARY

Consumer and Business Svcs, Dept of **Cross Reference Name: OR - OSHA**

Pkg: 093 - Statewide Adjustment DAS Chgs **Cross Reference Number: 44000-011-15-00-00000**

Description	General Fund	Lottery Funds	Other Funds	Federal Funds	Nonlimited Other Funds	Nonlimited Federal Funds	All Funds
Services & Supplies							
Instate Travel	-	-	-	-	-	-	-
Office Expenses	-	-	-	-	-	-	-
Telecommunications	-	-	-	-	-	-	-
State Gov. Service Charges	-	-	-	-	-	-	-
Data Processing	-	-	-	-	-	-	-
Facilities Rental and Taxes	-	-	-	-	-	-	-
Other Services and Supplies	-	-	-	-	-	-	-
Total Services & Supplies	**-**	**-**	**-**	**-**	**-**	**-**	**-**
Total Expenditures							
Total Expenditures	-	-	-	-	-	-	-
Total Expenditures	**-**	**-**	**-**	**-**	**-**	**-**	**-**
Ending Balance							
Ending Balance	-	-	-	-	-	-	-
Total Ending Balance	**-**	**-**	**-**	**-**	**-**	**-**	**-**

ESSENTIAL AND POLICY PACKAGE FISCAL IMPACT SUMMARY

Consumer and Business Svcs, Dept of **Cross Reference Name: OR - OSHA**
Pkg: 108 - Community Engagement **Cross Reference Number: 44000-011-15-00-00000**

Description	General Fund	Lottery Funds	Other Funds	Federal Funds	Nonlimited Other Funds	Nonlimited Federal Funds	All Funds
Revenues							
Workers Comp Insurance Taxes	-	-	665,074	-	-	-	665,074
Total Revenues	**-**	**-**	**$665,074**	**-**	**-**	**-**	**$665,074**
Personal Services							
Class/Unclass Sal. and Per Diem	-	-	133,350	-	-	-	133,350
Empl. Rel. Bd. Assessments	-	-	46	-	-	-	46
Public Employees' Retire Cont	-	-	23,896	-	-	-	23,896
Social Security Taxes	-	-	10,201	-	-	-	10,201
Paid Family Medical Leave Insurance	-	-	533	-	-	-	533
Worker's Comp. Assess. (WCD)	-	-	40	-	-	-	40
Mass Transit Tax	-	-	800	-	-	-	800
Flexible Benefits	-	-	34,650	-	-	-	34,650
Total Personal Services	**-**	**-**	**$203,516**	**-**	**-**	**-**	**$203,516**
Services & Supplies							
Instate Travel	-	-	3,353	-	-	-	3,353
Out of State Travel	-	-	250	-	-	-	250
Employee Training	-	-	1,615	-	-	-	1,615
Office Expenses	-	-	2,225	-	-	-	2,225
Telecommunications	-	-	3,033	-	-	-	3,033
Data Processing	-	-	2,408	-	-	-	2,408
Publicity and Publications	-	-	95,520	-	-	-	95,520
Professional Services	-	-	116,315	-	-	-	116,315
Dues and Subscriptions	-	-	4,356	-	-	-	4,356

ESSENTIAL AND POLICY PACKAGE FISCAL IMPACT SUMMARY

Consumer and Business Svcs, Dept of **Cross Reference Name: OR - OSHA**
Pkg: 108 - Community Engagement **Cross Reference Number: 44000-011-15-00-00000**

Description	General Fund	Lottery Funds	Other Funds	Federal Funds	Nonlimited Other Funds	Nonlimited Federal Funds	All Funds
Services & Supplies							
Facilities Rental and Taxes	-	-	12,660	-	-	-	12,660
Other Services and Supplies	-	-	214,000	-	-	-	214,000
IT Expendable Property	-	-	5,823	-	-	-	5,823
Total Services & Supplies	**-**	**-**	**$461,558**	**-**	**-**	**-**	**$461,558**
Total Expenditures							
Total Expenditures	-	-	665,074	-	-	-	665,074
Total Expenditures	**-**	**-**	**$665,074**	**-**	**-**	**-**	**$665,074**
Ending Balance							
Ending Balance	-	-	-	-	-	-	-
Total Ending Balance	**-**	**-**	**-**	**-**	**-**	**-**	**-**
Total Positions							
Total Positions							1
Total Positions	**-**	**-**	**-**	**-**	**-**	**-**	**1**
Total FTE							
Total FTE							0.88
Total FTE	**-**	**-**	**-**	**-**	**-**	**-**	**0.88**

ESSENTIAL AND POLICY PACKAGE FISCAL IMPACT SUMMARY

Consumer and Business Svcs, Dept of **Cross Reference Name: OR - OSHA**

Pkg: 118 - Occupational Safety and Health Lab **Cross Reference Number: 44000-011-15-00-00000**

Description	General Fund	Lottery Funds	Other Funds	Federal Funds	Nonlimited Other Funds	Nonlimited Federal Funds	All Funds
Revenues							
Workers Comp Insurance Taxes	-	-	939,453	-	-	-	939,453
Total Revenues	**-**	**-**	**$939,453**	**-**	**-**	**-**	**$939,453**
Services & Supplies							
Instate Travel	-	-	6,216	-	-	-	6,216
Professional Services	-	-	141,700	-	-	-	141,700
Facilities Rental and Taxes	-	-	651,975	-	-	-	651,975
Total Services & Supplies	**-**	**-**	**$799,891**	**-**	**-**	**-**	**$799,891**
Total Expenditures							
Total Expenditures	-	-	799,891	-	-	-	799,891
Total Expenditures	**-**	**-**	**$799,891**	**-**	**-**	**-**	**$799,891**
Ending Balance							
Ending Balance	-	-	139,562	-	-	-	139,562
Total Ending Balance	**-**	**-**	**$139,562**	**-**	**-**	**-**	**$139,562**

ESSENTIAL AND POLICY PACKAGE FISCAL IMPACT SUMMARY

Consumer and Business Svcs, Dept of
Pkg: 802 - Vacant Position Reductions

Cross Reference Name: OR - OSHA
Cross Reference Number: 44000-011-15-00-00000

Description	General Fund	Lottery Funds	Other Funds	Federal Funds	Nonlimited Other Funds	Nonlimited Federal Funds	All Funds
Personal Services							
Class/Unclass Sal. and Per Diem	-	-	(14,700)	-	-	-	(14,700)
Empl. Rel. Bd. Assessments	-	-	(26)	-	-	-	(26)
Public Employees' Retire Cont	-	-	(2,634)	-	-	-	(2,634)
Social Security Taxes	-	-	(1,125)	-	-	-	(1,125)
Paid Family Medical Leave Insurance	-	-	(59)	-	-	-	(59)
Worker's Comp. Assess. (WCD)	-	-	(23)	-	-	-	(23)
Flexible Benefits	-	-	(19,800)	-	-	-	(19,800)
Reconciliation Adjustment	-	-	16,335	-	-	-	16,335
Total Personal Services	**-**	**-**	**($22,032)**	**-**	**-**	**-**	**($22,032)**
Total Expenditures							
Total Expenditures	-	-	(22,032)	-	-	-	(22,032)
Total Expenditures	**-**	**-**	**($22,032)**	**-**	**-**	**-**	**($22,032)**
Ending Balance							
Ending Balance	-	-	22,032	-	-	-	22,032
Total Ending Balance	**-**	**-**	**$22,032**	**-**	**-**	**-**	**$22,032**
Total Positions							
Total Positions							(1)
Total Positions	**-**	**-**	**-**	**-**	**-**	**-**	**(1)**

ESSENTIAL AND POLICY PACKAGE FISCAL IMPACT SUMMARY

Consumer and Business Svcs, Dept of
Pkg: 802 - Vacant Position Reductions

Cross Reference Name: OR - OSHA
Cross Reference Number: 44000-011-15-00-00000

Description	General Fund	Lottery Funds	Other Funds	Federal Funds	Nonlimited Other Funds	Nonlimited Federal Funds	All Funds
Total FTE							
Total FTE							(0.50)
Total FTE	**-**	**-**	**-**	**-**	**-**	**-**	**(0.50)**

ESSENTIAL AND POLICY PACKAGE FISCAL IMPACT SUMMARY

Consumer and Business Svcs, Dept of **Cross Reference Name: OR - OSHA**

Pkg: 810 - Statewide Adjustments **Cross Reference Number: 44000-011-15-00-00000**

Description	General Fund	Lottery Funds	Other Funds	Federal Funds	Nonlimited Other Funds	Nonlimited Federal Funds	All Funds
Services & Supplies							
Instate Travel	-	-	(107,518)	-	-	-	(107,518)
Employee Training	-	-	32,016	-	-	-	32,016
Office Expenses	-	-	3,657	-	-	-	3,657
Telecommunications	-	-	(54,967)	-	-	-	(54,967)
State Gov. Service Charges	-	-	(103,520)	-	-	-	(103,520)
Data Processing	-	-	(44,607)	-	-	-	(44,607)
Attorney General	-	-	(124,110)	-	-	-	(124,110)
Facilities Rental and Taxes	-	-	(57,873)	-	-	-	(57,873)
Other Services and Supplies	-	-	(28,158)	-	-	-	(28,158)
Total Services & Supplies	**-**	**-**	**($485,080)**	**-**	**-**	**-**	**($485,080)**
Total Expenditures							
Total Expenditures	-	-	(485,080)	-	-	-	(485,080)
Total Expenditures	**-**	**-**	**($485,080)**	**-**	**-**	**-**	**($485,080)**
Ending Balance							
Ending Balance	-	-	485,080	-	-	-	485,080
Total Ending Balance	**-**	**-**	**$485,080**	**-**	**-**	**-**	**$485,080**

DETAIL OF LOTTERY FUNDS, OTHER FUNDS, AND FEDERAL FUNDS REVENUE

Consumer and Business Svcs, Dept of **Agency Number: 44000**

2023-25 Biennium **Cross Reference Number: 44000-011-15-00-00000**

Source	2019-21 Actuals	2021-23 Leg Adopted Budget	2021-23 Leg Approved Budget	2023-25 Agency Request Budget	2023-25 Governor's Budget	2023-25 Leg. Adopted Budget
Other Funds						
Workers Comp Insurance Taxes	49,813,911	60,123,941	60,123,941	67,688,566	68,711,602	67,595,461
Fines and Forfeitures	2,989,462	3,659,012	3,659,012	3,638,951	3,638,951	3,940,298
Interest Income	151,614	24,274	24,274	22,724	22,724	18,435
Other Revenues	24,807	-	-	-	-	-
Transfer Out - Intrafund	(10,879,786)	(14,072,772)	(14,072,772)	(16,167,251)	(16,167,251)	(16,006,842)
Tsfr To Labor and Ind, Bureau	(444,010)	(512,000)	(512,000)	(512,000)	(512,000)	(500,000)
Total Other Funds	**$41,655,998**	**$49,222,455**	**$49,222,455**	**$54,670,990**	**$55,694,026**	**$55,047,352**
Federal Funds						
Other Revenues	1	-	-	-	-	-
Federal Funds	12,784,342	13,457,541	13,457,541	107,297,972	14,851,462	17,813,296
Tsfr To Labor and Ind, Bureau	(39,990)	-	-	-	-	-
Total Federal Funds	**$12,744,353**	**$13,457,541**	**$13,457,541**	**$107,297,972**	**$14,851,462**	**$17,813,296**

DETAIL OF LOTTERY FUNDS, OTHER FUNDS, AND FEDERAL FUNDS REVENUE

Source	Fund	ORBITS Revenue Acct	2019-2021 Actual	2021-23 Legislatively Adopted	2021-23 Estimated	2023-25 Agency Request	2023-25 Governor's	2023-25 Legislatively Adopted
Workers Comp Insurance Taxes	OF	0125	49,813,911	60,123,941	60,123,941	67,688,566	68,711,602	67,595,461
Fines and Forfeitures	OF	0505	2,989,462	3,659,012	3,659,012	3,638,951	3,638,951	3,940,298
Interest Income	OF	0605	151,614	24,274	24,274	22,724	22,724	18,435
Other Revenues	OF	0975	24,807	-	-	-	-	-
Transfer Out - Intrafund	OF	2010	(10,879,786)	(14,072,772)	(14,072,772)	(16,167,251)	(16,167,251)	(16,006,842)
Tsfr To Labor and Ind, Bureau	OF	2839	(444,010)	(512,000)	(512,000)	(512,000)	(512,000)	(500,000)
Other Revenues	FF	9075	1	-	-	-	-	-
Federal Funds	FF	0995	12,784,342	13,457,541	13,457,541	107,297,972	14,851,462	17,813,296
Tsfr To Labor and Ind, Bureau	FF	2839	(39,990)	-	-	-	-	-

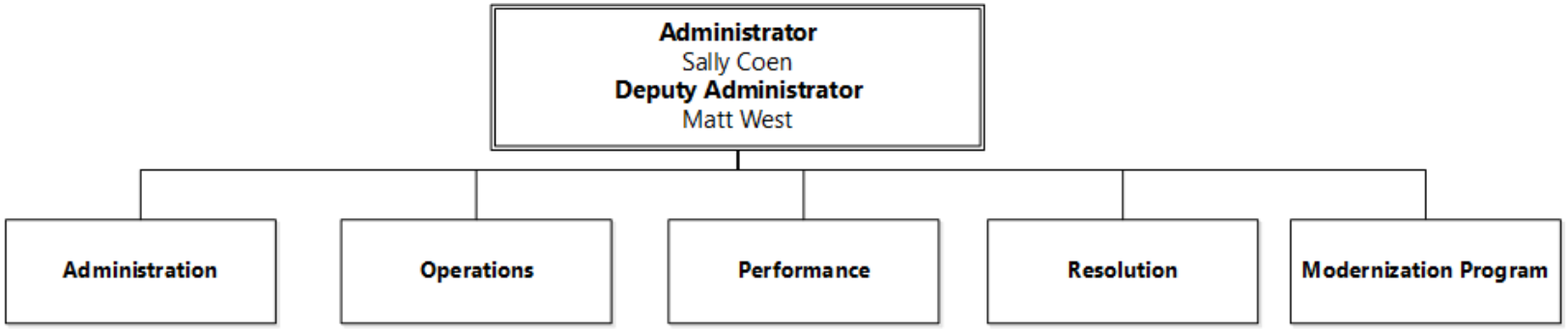

- Provides data, information, and analysis to policy-makers
- Provides leadership and direction in achieving WCD's mission and strategic objectives through planning, policy development, and stakeholder involvement
- Provides stewardship of public funds

- Facilitates customer and stakeholder participation in the implementation of public policy
- Manages electronic and physical records of injured worker claims, employers' proof of coverage, and medical fee data
- Provides clear and effective access to program information and services for customer and the public
- Provides operational support to WCD program areas
- Certifies and monitors health care providers
- Provides outreach and education to stakeholders

- Ensures employers have workers' compensation coverage for their employees
- Ensures workers receive timely and accurate benefits
- Ensures proper collection, use, and accountability of public funds
- Certifies self-insured employers and ensures their compliance with the law
- Provides outreach and education to stakeholders

- Ensures workers receive appropriate and cost-effective medical benefits
- Ensures workers receive disability and vocational benefits through fair and timely dispute resolution
- Helps return injured workers to work
- Provides information on vocational and claim-closure issues
- Provides outreach and education to stakeholders
- Certifies and monitors managed care organizations

- Provides strategic and operational leadership and direction to the WCD Modernization Program
- Coordinates planning for modernization program projects

Workers' Compensation Division

2021-23	2023-25
182 Positions	182 Positions
179.50 FTE	182.00 FTE
$55,353,738 (TF)	$58,827,073 (TF)

- LAB data includes OOW, SBO and MLAC

Enabling Legislation/Program Authorization
Oregon's workers' compensation system was created in 1913, went into effect in 1914, and major reforms were enacted in 1990 and 1995. Current requirements are in Oregon Revised Statutes chapter 656 (workers' compensation system), chapter 654 (workplace safety), and chapter 659A (unlawful discrimination in employment).

Program Overview
The Oregon workers' compensation system is designed to prevent worker injuries and illnesses, ensure that employers provide workers' compensation coverage for their employees, provide treatment and benefits to help injured workers return to work as quickly as possible, and resolve disputes as quickly, fairly, and with as little litigation as possible. Employers must provide workers' compensation coverage to most workers, with exemptions specified in the law.

The Department of Consumer and Business Services oversees the workers' compensation system. Workers who are injured receive medical treatment to help them recover and wage replacement benefits so they can support themselves and their families. Employers can return healthy workers to their employ, effectively manage workplace safety and risk, and enjoy lower, predictable costs.

Program Description
Despite accident prevention and workplace safety measures, workers are sometimes injured on the job. When that happens, the workers' compensation system provides benefits to workers at reasonable costs to employers.

The workers' compensation program administers, regulates, and enforces the requirements to protect workers, provide medical care for injuries and diseases, and provide timely and accurate wage-replacement benefits. The system operates administratively, eliminating the need for workers to sue employers and for employers to respond to and defend tort claims. Oregon employers may obtain coverage through private workers' compensation insurance companies, through SAIF Corporation (a nonprofit corporation), or by becoming certified for self-insurance. Employers unable to obtain coverage in one of these three ways are eligible for coverage through the assigned risk plan.

The Workers' Compensation Division protects injured workers' benefits and rights in the workers' compensation system and supports a positive business climate by:

- Enforcing workers' compensation insurance coverage laws so that employers maintain coverage for their subject workers.
- Ensuring that injured workers receive timely and accurate benefits and quality medical care.
- Facilitating injured workers' early return-to-work through incentive programs to employers.
- Resolving medical, vocational, disability, and other disputes.
- Providing consultation, training, and technical assistance to workers, employers, insurers, claims examiners, attorneys, medical providers, and others.
- Administering the Workers' Benefit Fund programs.

The system affects all Oregon businesses that hire subject workers, and touches most members of the Oregon workforce. An agreement of management/employers and labor/workers created the workers' compensation system. The system's success is fundamentally tied to the continued agreement of these two groups.

The workers' compensation system offers an economical alternative to the court system. By providing structured medical and income

replacement benefits, the system ensures that workers injured at work are financially restored. Workers do not have the burden of showing they are not at fault for their injury. Also, businesses can afford and predict their risk exposure to plan business strategies that better support strong marketplaces. The structured system protects employers from the potentially devastating effect of punitive damages awarded under the traditional tort system.

The system affects any person who provides services within the system, such as workers' compensation insurance companies, self-insured employers, service companies, medical providers, attorneys, vocational providers, worker leasing companies, and others.

The program provides regulatory oversight to ensure the workers' compensation system participants perform according to established standards that result in reasonable cost of insurance for employers. This includes oversight such as conducting audits for timely and accurate claims processing by insurers, ensuring self-insured employers are financially able to pay their claims liabilities and other required payments, ensuring rating standards are set for permanent impairment, maintaining a medical fee schedule, and coordinating administrative dispute processes to prevent litigation and reduce claims costs. The program also helps ensure a reasonably priced and stable assigned risk plan, the insurance of last resort for employers.

The program supports the Workers' Compensation Management-Labor Advisory Committee's policy review of the workers' compensation system to ensure stability, balance, adequate benefits, affordability, and efficiency.

Program Performance

- Oregon employers pay, on average, the seventh lowest workers' compensation premium rates in the nation. Rates have stayed low while the statutory benefits paid to or on behalf of workers have increased.
- The number of claims in which a worker missed time from work increased by about 31 percent from 2012 to 2021. Employment grew by about 15 percent during the same period. Note that for 2021, the COVID-19 impact increased claims and decreased employment.
- Compensable work-related fatalities have declined in the past few decades.
- Most employers maintain proper coverage (see KPM #4400-8). However, an employer that does not maintain workers' compensation insurance can end up spending much more for on-the-job injuries. The average cost to an employer for a worker who is not covered by workers' compensation insurance is nearly twice the amount for a worker who is covered. Enforcing coverage requirements helps save the system money, which is ultimately passed on to consumers.

	2016	2017	2018	2019	2020	2021
Division FTE	175.50	175.50	175.50	172.00	172.50	170.50
National Premium Ranking	7th Lowest	7th Lowest	6th Lowest	6th Lowest	7th Lowest	7th Lowest
Premium Paid (in millions)	$930.4	$937.8	$919.8	$900.4	$838.4	$940.2
Annual Pure Premium Rate Changes	-5.3%	-6.6%	-14.0%	-9.7%	-8.4%	-5.6%
Total Employment (in millions)	1.86	1.90	1.94	1.99	1.86	1.91
Disabling Claims	20,455	20,986	21,008	22,410	21,896	24,393
Total Claims Benefits Paid (in millions)	$562.1	$620.2	$601.4	$633.80	$635.60	$665.48
Average Claim Costs when worker covered by insurance	$19,740	$21,130	$20,420	$20,009	$21,024	$19,641
Average Claim Costs when worker is not covered	$51,260	$35,120	$24,370	$47,004	$62,990	$27,187

Funding Streams
The following fund the Workers' Compensation Division:

- ***83 percent*** is funded by an assessment paid by employers on the premiums they pay to their insurer for workers' compensation coverage.
- ***2 percent*** is funded by investment income.
- ***15 percent*** is funded by cents-per-hour assessment for the administration of the Workers' Benefit Fund programs.

Significant Proposed Program Changes from 2021-23
None.

Program Narrative

2021-23 Accomplishments

1. Protecting Oregon workers

- Maintained a low rate of uninsured employers. For every 1,000 accepted disabling claims in 2021, fewer than two were filed by workers of uninsured employers, indicating a high rate of compliance with coverage requirements.
- Completed a focused audit to verify that insurers and self-insured employers evaluated workers' eligibility or ineligibility for vocational assistance benefits. Division data show that many required vocational eligibility evaluations are not completed, are not completed timely, or are not reported to the division.
- Adopted administrative rules to remove gendered language to be more inclusive.
- Ensured the continued payment of workers' compensation benefits to affected workers following the liquidation of a large national insurer.

2. Improving benefits for injured workers

- Maintained a high rate of claims processing performance among most insurers. Taken as a whole, Oregon's injured workers receive timely benefits about 93 percent of the time, a high rate of compliance compared to other states.
- Maintained use of alternative dispute resolution in medical, permanent disability, and return-to-work disputes. Quickly resolving these issues without a formal hearing allows the injured worker to receive benefits faster and saves costs. For example, about 78 percent of all disputes on medical issues were resolved by alternative dispute resolution in 2021.
- Continued to work with the Employment Department's iMatch Skills program to match employers with preferred workers. Due to COVID-19 restrictions, the ability to hold in-person workshops was severely limited. However in 2021 there were 106 job listings in iMatch targeted at preferred workers, about a 40 percent increase over listings in 2019.
- Increased the fee paid to insurers and self-insured employers for administering the Employer-at-Injury Program.

3. Controlling workers' compensation system costs

- Continued to be one of the lowest-cost states for workers' compensation insurance. In 2020, Oregon had the seventh lowest average rates compared to other states. The pure premium rate decreased an average 5.8 percent in 2022. The pure premium is the portion of the premium employers pay insurers to cover anticipated claims costs for job-related injuries and deaths.
- Kept medical costs spent by employers systemwide steady over recent years, despite increases in medical inflation, by using a medical fee schedule.

4. Streamlining regulations and processes

- Implemented House Bill 2039 (2021) making changes to insurer storage of claim records, adjusting licensed landscape contracting businesses coverage requirements, and repealing an outdated civil penalty law.
- Evaluated the appropriateness of noncomplying employer civil penalty structure.
- Continued expansion of secure electronic communications to customers and stakeholders to help eliminate the need for printing and mailing documents.
- Continued to work with stakeholders to develop and re-draft administrative rules to help readers find the applicable rules more easily and understand them.
- Continued to develop and refine a web portal to facilitate the secure transmission of electronic documents by customers.
- In conjunction with Oregon OSHA, the Ombuds for Oregon Workers, and the Small Business Ombudsman, maintained a worker protection initiative to align the missions and focus work on outcomes.
- Expanded the use of a business intelligence software and data system to support outcome-focused decision making.
- Analyzed and improved timeliness and accuracy of internal processes for receipt and acceptance of workers' compensation insurers' claims reports.
- Reviewed laws and rules to allow more electronic transmission of information to the division.
- Continued participating in the Interagency Compliance Network (ICN), sharing information with other agencies about noncompliant entities, offering assistance with audits, and discussing practices used by noncompliant entities. Provided public outreach and education on how to comply with the participating agencies' laws, coordinating outreach events, and providing resources. Participated in joint enforcement sweeps with Construction Contractors Board and Department of Revenue.

5. Enhancing customer service

- Provided customers increased access to online training and training videos.
- Provided focused training for medical providers and their office staff.
- Continued to work with employer organizations to provide customized training to businesses, including outreach to underserved and underrepresented business owners.
- Conducted two virtual educational conferences for approximately 300 workers' compensation system stakeholders.
- Conducted biannual meetings with insurer representatives to discuss emerging issues, concerns, and other topics of interest.
- Implemented weekly social media posts focused on workers' compensation issues.
- Established internal processes to identify and prioritize outreach training requests and established a permanent outreach committee to identify and develop stakeholder training resources.
- Expanded outreach to underserved and underrepresented communities, including analysis of administrative rule impact on those communities.

6. Modernization Program

- Continued work on documenting business processes, consulting internal and external partners, and planning for future solutions that better serve customers.

- Completed process improvement projects to expand secure electronic document submission, improve communications to workers and employers, transition to sending reports electronically, and establish cross-training plans and collaboration tools.
- Developed business requirements for project 1, core system foundation implementation.
- Continued ongoing support of the program with workgroups: Core Team, Integrations, Organizational Change, External Partners, and Data and Forms.
- Established quarterly meetings with DAS Budget, Legislative Fiscal Office, Enterprise Information Services, DCBS, and WCD to discuss program direction and planned budget requests.
- Established monthly meetings with the assistant state chief information officer to discuss program direction and strategy.
- Provided additional capabilities to submit specific document types electronically via the existing WCD portal.
- Established program strategy for regular updates to stakeholders.

7. COVID-19 Response

- Handled increased workload due to responding to stakeholders' questions about processing workers' compensation claims, including claims related to COVID-19 exposure, under existing law.
- Streamlined work flows and improved technology to allow for a remote hybrid work environment and ensure continued services to stakeholders.
- Adopted administrative rules outlining criteria for a reasonable investigation of COVID-19 claim. Developed and conducted audits of denied COVID-19 claims.
- Supported call center for the agency wide Quarantine Time Loss program.

2023-25 Expected Results

The Workers' Compensation Division plans to accomplish the following in the 2023-25 biennium:

- Initiate the first project to establish the core systems foundation that will support modernization projects for the next 10 years.
- Continue to expand outreach to preferred workers and collaborate with employers to further the goals of the return-to-work programs.
- Prioritize industry requests for training using a cross-divisional team dedicated to external education.
- Continue implementing a business intelligence software and data system to support outcome-focused decision making.
- Modify the noncomplying employer penalty structure to make penalty amounts more commensurate with violations, including rule changes, if necessary.
- Expand remote and hybrid work opportunities to encourage diversity and talent when filling positions.
- Consult with underserved and underrepresented communities to seek their input in order to provide resources and services in areas of greatest need.

Revenue Sources

- Workers' compensation premium assessment
- Workers' Benefit Fund assessment
- Fines and penalties
- Investment revenue

Proposed Legislation

SB 213 Worker leasing company coverage reporting. Many Oregon employers contract with worker leasing companies that act as employers of record for clients' workers, providing payroll, benefits, and workers' compensation coverage.

Under ORS 656.850, a worker leasing company licensed to operate in Oregon must provide notice to both its insurer and the division when it starts or stops providing coverage to a client. The company provides the notice to the division using paper forms, which are manually entered into the division's coverage systems. Oregon is the only state that requires a separate paper-based process for client coverage reporting.

Under this concept, worker leasing companies will continue reporting coverage changes to their insurer, but will no longer be required to report them separately to the division. Instead, coverage data for clients will be reported electronically to the division by the insurer, as they do for other types of policies. This will reduce administrative burdens on worker leasing companies and the division. Rulemaking and other changes would be needed to fully implement this concept. If it becomes law, the division anticipates an implementation date of Jan. 1, 2024.

SB 214 Workers' Compensation Regulatory Streamlining. This concept would address two laws that are outdated or inconsistent with current industry practices.

Correcting reference to state average weekly wage for fatality benefits. The law for fatality benefits, ORS 656.204, refers to a state average weekly wage definition in ORS 656.211 that is inconsistent with other provisions of law. Based on legislative history research, the cross reference was added in 1995 and appears to have been inadvertent. Current industry practice follows the correct definition in ORS 656.005 and this legislative concept will align the statute with that practice.

Clarifying defaulted insurer payments to beneficiaries. ORS 656.445 provides that when an injured worker does not receive payment due to an insurer's default, the division may advance funds to the worker from the Workers' Benefit Fund. This ensures that injured workers continue receiving benefits in the period after an insurer has become insolvent, but before the Oregon Insurance Guaranty Association assumes responsibility for the insurer's claims. However, the law does not clearly state that this process applies to beneficiaries who are not injured workers, such as spouses and children who are entitled to fatality benefits. This concept will specify that beneficiaries are also entitled to the advanced funds.

Base Budget

Agency Request: $51,967,274 – Pos.: 180 FTE: 180.00
Governor's Recommended Budget: $51,967,274 – Pos.: 180 FTE: 180.00
Legislatively Adopted Budget: $51,967,274 – Pos.: 180 FTE: 180.00

The base budget request is the 2021-23 Legislatively Adopted Budget and administrative changes approved by the Department of Administrative Services through February 2022 and roll-up of salary costs.

Essential Packages

Essential Package No. 010 – Non-PICS Service Adjustment
Agency Request: ($374,071)
Governor's Recommended Budget: ($374,071)
Legislatively Adopted Budget: ($374,071)

Essential Package No. 021 – Program Adjustments
Agency Request: $0
Governor's Recommended Budget: $0
Legislatively Adopted Budget: $0

Essential Package No. 022 – Phased-out Programs and One-time Costs
Agency Request: $0
Governor's Recommended Budget: $0
Legislatively Adopted Budget: $0

Essential Package No. 031 – Cost Adjustment for Inflation and Price List Items
Agency Request: $792,052
Governor's Recommended Budget: $792,052
Legislatively Adopted Budget: $792,052

Essential Package No. 032 – Above Standard Inflation
Agency Request: $193,954
Governor's Recommended Budget: $193,954
Legislatively Adopted Budget: $193,954

Essential Package No. 040 – Mandated Caseload & Costs
Agency Request: $0
Governor's Recommended Budget: $0
Legislatively Adopted Budget: $0

Essential Package No. 050 – Fund Shifts/Revenue Reductions
Agency Request: $0
Governor's Recommended Budget: $0
Legislatively Adopted Budget: $0

Essential Package No. 060 – Technical Adjustments
Agency Request: $150,977
Governor's Recommended Budget: $150,977
Legislatively Adopted Budget: $150,977

Current Service Level (CSL) Budget

Agency Request: $52,730,186 - Pos.: 180 FTE: 180.00
Governor's Recommended Budget: $52,730,186 – Pos.: 180 FTE: 180.00
Legislatively Adopted Budget: $52,730,186 – Pos.: 180 FTE: 180.00

The division's CSL budget is the total of the base budget request plus essential packages. Approval of the CSL continues current operations through the 2023-25 biennium.

Policy Package No. 070 – Revenue Shortfall
Agency Request: $0
Governor's Recommended Budget: $0
Legislatively Adopted Budget: $0

Modified Current Service Level (CSL) Budget

Agency Request: $52,730,186 – Pos.: 180 FTE: 180.00
Governor's Recommended Budget: $52,730,186 – Pos.: 180 FTE: 180.00
Legislatively Adopted Budget: $52,730,186 – Pos.: 180 FTE: 180.00

The division's modified CSL budget is the total of the CSL budget minus the revenue shortfall policy package 070. Approval of the modified CSL continues current operations through the 2023-25 biennium.

Policy Packages

Policy Package No. 101 – Workers' Compensation Modernization
Agency Request: $32,717,745 – Pos.: 2 FTE: 2.00 (WCD portion only)
Governor's Recommended Budget: $6,448,451 – Pos.: 2 FTE: 2.00 (WCD portion only)
Legislatively Adopted Budget: $6,448,451 – Pos.: 2 FTE: 2.00 (WCD portion only)

Purpose: The Workers' Compensation Division has made a significant investment to transform business processes and implement modern technology to better serve customers. This effort will enhance the workers' compensation system by increasing regulatory efficiency, reducing regulatory burdens, improving data quality and analysis, and delivering services in support of the division's mission.

The division created a Modernization Program in 2019 to provide strategic leadership and oversight for process, system, and application improvements. Instead of focusing on individual technology projects, the division is taking a broader, program-level approach. This includes reviewing and documenting current state business processes and applications that affect multiple parts of the agency. The program received Stage Gate 1 program endorsement from Enterprise Information Services in December 2019.

In 2020, the division contracted for professional services to provide a strategic roadmap for a multi-year modernization effort. The consultant identified solution architecture requirements for the program, high-level program goals and design principles, high-level business requirements, and a proposed implementation and migration plan. Many of those projects are currently underway using existing resources. The 2021-23 budget included two permanent information management technology positions to support current systems and help plan for modernization projects.

How Achieved: Information technology is essential to the division's ability to provide services and, as a public agency, be responsive to stakeholders and business partners. Current systems do not allow the division to meet customers' changing needs and expectations. The division currently uses 43 system applications to support program area work. Modifications to one application often require modifications to other applications, and the effort is not easy to determine when working with legacy systems. Using data effectively to drive change and improvement is not possible in our current systems that contain siloed and duplicative data that is not easy to tie together for analysis.

As part of the 2020 professional services contract, the division held 65 stakeholder and staff workshops, involving 168 participants, to help develop the future state vision. The consultant also identified several process improvement projects based on stakeholder input gathered at the workshops. The program started four process improvement projects for developing internal team cross-training plans and collaboration tools, streamlining communications, transitioning to electronic reports, and providing additional options for electronic document submission.

The proposed architectural solution follows the consultant recommendations, modified for feasibility by the program roadmap workgroup. The roadmap provides a suggested course of action for the program's objectives:

- **Enhance the stakeholder experience**: Create a user-friendly system that enables self-service options, electronic communication, and simple information access.
- **Improve efficiency of operations**: Eliminate unnecessary data entry and repetition of tasks across systems, allowing staff to focus their effort on high-value activities.
- **Ensure consistency of process**: Leverage business rules, correspondence engines, and workflow management to enhance consistency of process across the division.
- **Enable data-driven decision making**: Maintain division's data in a way that promotes data integrity and enables tools such as dashboards to allow staff to use data to identify trends and solve problems.
- **Create an adaptable technology environment**: Build a responsive and scalable architecture that can grow and evolve with the division's needs in an incremental fashion.
- **Establish a nimble roadmap and plan**: Develop a modernization plan that allows division leaders to adjust the plan as needed to flex to current circumstances, including adjusting to higher priority legislative issues, yet still advancing the effort.

This 2023-25 policy option package funds the next steps in the program as identified in the program roadmap. A visual diagram of expected timeframes and budget requests are on the last two pages of this request.

This package will support a request for proposal (RFP) process for the first project to implement the main system foundation that will serve as the base for four future projects (functional modules), and implementation of electronic claim reporting under the latest industry standard. The division is refining the future state business requirements relating to access management and security, correspondence, data management, data exchange, document management, business rules automation, web portal stakeholder self-service options, workflow management, and user interface. The RFP will determine if the solution is a commercial off-the-shelf solution or a custom-built application, depending on which best meets our future state business requirements and stakeholder needs. The implementation of the system foundation is expected to start in July 2024.

The package also includes related expenses such as quality assurance management services required by Enterprise Information Services, Department of Justice costs for contract review, and preliminary estimates for the cost of software and hardware needed to implement the main system foundation. There could be other unanticipated expenses identified during the RFP process. If that occurs, the division will return to an Emergency Board or Joint Interim Ways and Means Committee to explain the additional costs and request the appropriate expenditure authority.

Before each project implementation, the planning process for the next project will begin. This overlapping cycle necessitates permanent staff and contracted professional services to provide continuity between projects and develop expertise needed to support the program over the long term.

The Modernization Program and its first component project, implementation of the core system foundation, is committed to aligning with the State of Oregon's Diversity, Equity, and Inclusion (DEI) Action Plan. The division identified two program areas that do the most outreach to workers and employers, Employer Compliance and the Preferred Worker Program, to lead the division's community engagement as part of its equitable and inclusive budget process. This ensures that we are looking at external stakeholder outreach through a DEI lens and ensures consistency between the program and component project efforts and our overall division outreach to underserved and underrepresented communities. It is the goal of the program and division to encourage and strengthen our efforts in community engagement and outreach, provide more equitable access to division services, and create an inclusive workplace culture. We plan to integrate DEI objectives into all operational areas of the division, including recruitment, retention, equitable growth opportunities, procurement, and planning activities.

Both the program and the first project investment will affect a significant number of internal and external stakeholders. We have prioritized stakeholder engagement and will continue to provide opportunities for impacted stakeholders to provide input throughout the planning and implementation process, including program funding.

List Staff Impact: In September 2022, the Workers' Compensation Division will submit an Emergency Board request for two limited-duration positions for the remainder of 2021-23 biennium (OAS C0872 AP, SR 30, project manager and change management analyst). The intent is to request they be made permanent positions in the 2023-25 biennium. The division will also request authority to contract for professional services for an information technology project manager and a business analyst. These contractors and positions will support the RFP process, plus the planning, design, and implementation activities associated with project one, the implementation of the main system foundation. The limited-duration positions would start Nov. 1, 2022, and contracted services would start Jan. 1, 2023. The Emergency Board request will also include initial expenses for quality assurance management services and Department of Justice expenses for RFP contract review for the remainder of the 2021-23 biennium (six months).

The RFP process will identify the actual cost for the first project.

Professional services are estimated from the current State of Oregon information technology services contract with Covendis using an average of the maximum rates for the category of services requested. Costs listed below are for the 2023-25 biennium.

Policy option package with Emergency Board request approved - total request $6,576,981

If the September 2022 Emergency Board request is approved, this request assumes the two limited-duration positions hired in November 2022 are made permanent in the 2023-25 biennium. The contracted professional services (information technology project manager and business analyst) will extend through the 2023-25 biennium, along with additional resources to support the first project starting in mid-2024.

Permanent positions: Three positions $583,301

- **Project manager** (Operations and Policy Analyst 3 – OAS C0872 AP, SR 30) – Make the limited-duration position authorized in September 2022 Emergency Board request a permanent, full-time position. This position will manage

component project planning activities, collaborate with the contracted services information technology project manager to develop and modify project plans, identify and update risks, and effectively manage the project schedule and scope. This position will also help with resource management and vendor management.

- **Change management analyst** (Operations and Policy Analyst 3 – OAS C0872 AP, SR 30) – Make the limited-duration position authorized in September 2022 Emergency Board request a permanent, full-time position. This position will develop and execute an organizational change management strategy to support the Modernization Program effort, help with gap analysis and create an intervention strategy for identified gaps, identify training needs, and develop an internal communication plan to prepare and support all levels of our organization to manage and accept the change. This position will also help with external stakeholder outreach and communications.
- **Tester** (Information Systems Specialist 4 – OAS C1484 IP, SR 25) starting July 1, 2024 – This position will help with use-case designs, develop testing scripts, and perform initial and periodic testing of the application.
- In addition to the cost of each position above, there is an associated standard services and supplies cost for the three positions of approximately $86,492.

Contracted professional services (full biennium starting July 1, 2023) for project implementation and ongoing planning – **approximately $ 5,573,398**

- **Information technology project manager** (services continued from approved Emergency Board request, $1,183,812). This contracted position will help with additional technical requirements gathering, draft technical plans and project documents, help with RFP development, act as a subject matter expert for technology implementations and collaborate with the program project manager to develop and modify plans, identify and update risks, and manage the project schedule and scope effectively.
- **Business analyst** (services continued from approved Emergency Board request, $1,004,724). This contracted position will gather and refine business requirements, help with use-case development and documentation, work with business users on questions related to business processes and requirements, assist with team implementation readiness assessments, and help with RFP development.
- **Business analyst** (new services starting July 1, 2023, $1,004,724). This contracted position will gather and refine business requirements, assist with use case development and documentation, work with business users on questions related to business processes and requirements, help with team implementation readiness assessments, and help with RFP development.
- **Systems analyst** (new services starting July 1, 2023, $1,240,428). This contracted position will focus on refining and validating system requirements, possible application reconfigurations, help with use-case development and documentation, assess system integration needs, and identify and escalate technical risks.
- **Independent quality management services** (cost is estimated at 6 percent of total program/project cost of approximately $54 million – $1,139,710). These costs are ongoing through the implementation and closure of project five (about the end of 2028). Quality management services

are required for large technology projects. They are delivered by independent contractors and may include foundational planning, artifact review, and quality and risk management services for all project phases.

Project expenses (incurred throughout the biennium – first project starts mid-2024 after RFP process is complete) – **approximately $333,790**

- Department of Justice costs for RFP and contract review and RFQ review (assuming 40 hours per month from July 1, 2023 – July 1, 2024, $140,640 for RFP and an additional 50 hours for RFQ – $155,290)
- Department of Administrative Services procurement contract administration for RFP and RFQ ($178,500 for both)

Quantifying Results: The division will continually monitor workload and available revenue resources necessary to fund these positions. The division will also ensure benchmarks for the Enterprise Information Services information technology investment oversight process are met. The division included Modernization Program projects in our strategic plan that is actively managed with regular status reports and is reviewed and updated each year. In the long term, the Modernization Program is intended to eliminate redundancies and inefficiencies in business processes and reduce the amount of time spent on manual processes. This will allow the division to improve regulatory effectiveness and focus more directly on our mission.

Revenue Source: The Premium Assessment Operating Account will be used to fund the request. The Central Services Division, Information Technology and Research Section economists will estimate the effect of this policy option package on projected assessment rate.

Policy Package No. 810 – Statewide Adjustments
Legislatively Adopted Budget: ($351,564)

Statewide adjustments impact agency budgets based on changes to the cost of debt service on existing outstanding bonds, Department of Administrative Services rates and service charges, Attorney General rates, and costs for supporting the Government Ethics Commission and Public Records Advocate.

Workers' Compensation Division
Department of Consumer and Business Services

Oregon Workers' Compensation Division Modernization Program High-Level Timeline and Budget (DCBS Policy Option Package 101)

This is a tentative timeline and may be updated based on new information

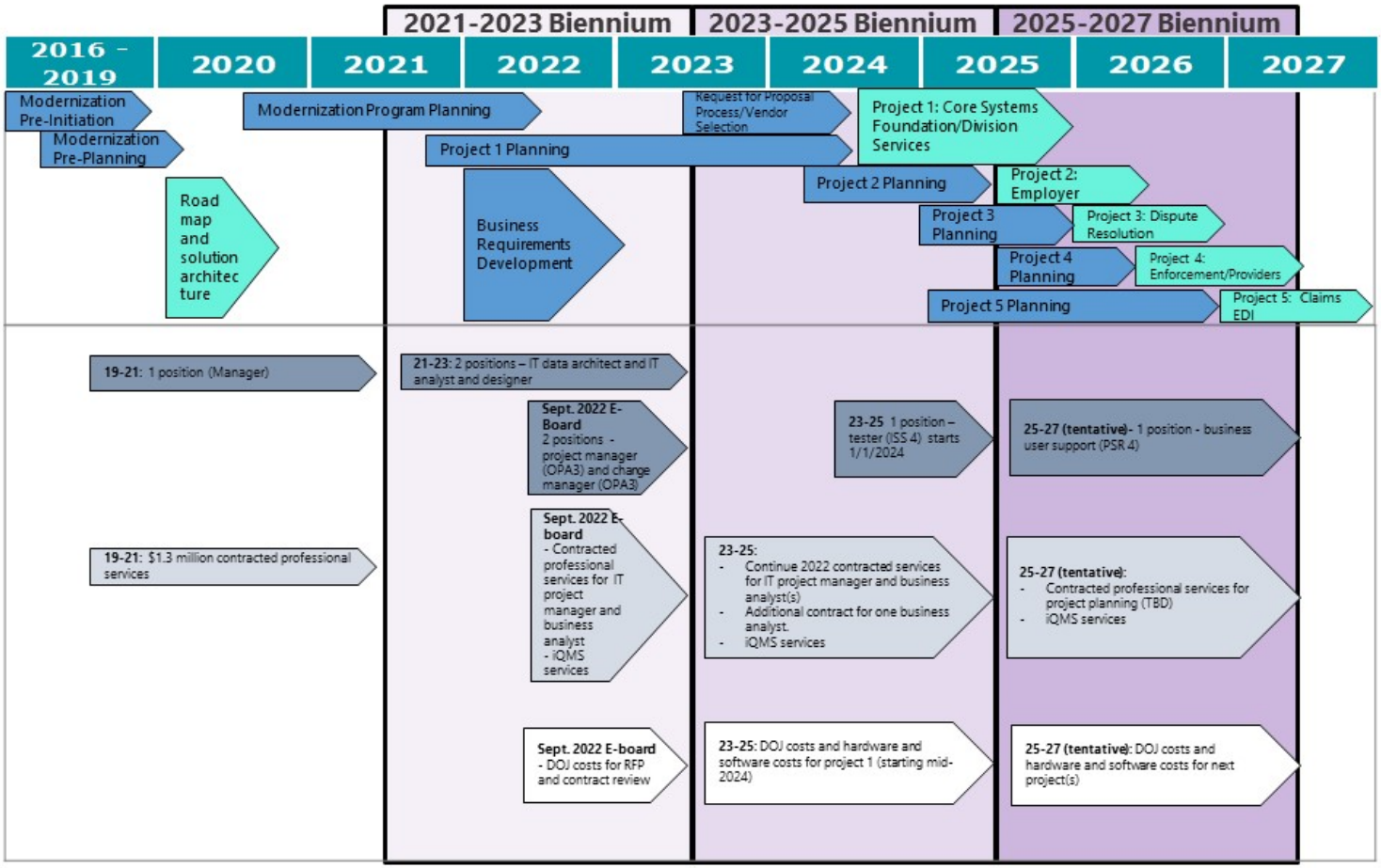

Last revised on 7/6/2022

Revenues

2023-25 Beginning Balance	**$ 81,207,215**
Revenues	
General Fund Appropriation	-
Workers' Compensation Insurance Taxes	92,978,273
Other Employer-Employee Taxes	-
Insurance Taxes	-
Business License & Fees	692,014
Charges for Services	-
Fines & Forfeitures	-
Interest Income	2,455,159
Other Revenues	177,695
Federal Revenue	-
Subtotal Revenues	*$ 96,303,141*
Transfers	
Transfers In - Interfund	-
Transfers Out - Intrafund	(16,815,409)
Transfers Out - General Fund	-
Transfers Out - Counties	-
Transfers Out - Governor	-
Transfers Out - BOLI	-
Subtotal Transfers	*($16,815,409)*
Available Funds	**160,694,947**
2023-25 Budgeted Expenditures	58,827,073
2023-25 Ending Balance	**$ 101,867,874**

Legislatively Adopted Budget

2021-23 Legislatively Approved Budget	Operational	Pass Through Expenditures	Total	FTE
Total 2021-23 LAB	**$ 51,291,704**	**$ 4,062,034**	**$ 55,353,738**	**179.50**

2023-25 Legislatively Adopted Budget	Operational	Pass Through Expenditures	Total	FTE
Base Budget	$51,967,274	-	$51,967,274	180.00
Essential Packages				
Pkg. 010 Non-PICS Personal Services Vacancy Factor	($374,071)	-	($374,071)	-
Pkg. 021 Phase-In	-	-	-	-
Pkg. 022 Phase-Out Program & One-time Costs	-	-	-	-
Pkg. 031 Standard Inflation	$792,052	-	$792,052	-
Pkg. 032 Above Standard Inflation	$193,954	-	$193,954	-
Pkg. 060 Technical Adjustments	$150,977	-	$150,977	-
Subtotal, Essential Packages	*$762,912*	-	*$762,912*	-
Subtotal, Current Service Level	*$52,730,186*	-	*$52,730,186*	*180.00*
Pkg. 070 Revenue Shortfalls	-	-	-	-
Modified Current Service Level	*$52,730,186*	-	*$52,730,186*	*180.00*
Policy Packages				
Pkg. 101 Workers' Compensation Modernization	$6,448,451	-	$6,448,451	2.00
Pkg. 810 Statewide Adjustments	*($351,564)*	-	($351,564)	-
2023-25 Total Legislatively Adopted Budget	**$58,827,073**	**$ -**	**$58,827,073**	**182.00**

ESSENTIAL AND POLICY PACKAGE FISCAL IMPACT SUMMARY

Consumer and Business Svcs, Dept of **Cross Reference Name: Workers' Compensation Programs**

Pkg: 010 - Vacancy Factor and Non-ORPICS Personal Services **Cross Reference Number: 44000-011-13-00-00000**

Description	General Fund	Lottery Funds	Other Funds	Federal Funds	Nonlimited Other Funds	Nonlimited Federal Funds	All Funds
Personal Services							
Temporary Appointments	-	-	7,995	-	-	-	7,995
Overtime Payments	-	-	5,622	-	-	-	5,622
All Other Differential	-	-	670	-	-	-	670
Public Employees' Retire Cont	-	-	1,128	-	-	-	1,128
Pension Obligation Bond	-	-	(75,713)	-	-	-	(75,713)
Social Security Taxes	-	-	1,093	-	-	-	1,093
Paid Family Medical Leave Insurance	-	-	25	-	-	-	25
Mass Transit Tax	-	-	7,101	-	-	-	7,101
Vacancy Savings	-	-	(321,992)	-	-	-	(321,992)
Total Personal Services	**-**	**-**	**($374,071)**	**-**	**-**	**-**	**($374,071)**
Total Expenditures							
Total Expenditures	-	-	(374,071)	-	-	-	(374,071)
Total Expenditures	**-**	**-**	**($374,071)**	**-**	**-**	**-**	**($374,071)**
Ending Balance							
Ending Balance	-	-	374,071	-	-	-	374,071
Total Ending Balance	**-**	**-**	**$374,071**	**-**	**-**	**-**	**$374,071**

ESSENTIAL AND POLICY PACKAGE FISCAL IMPACT SUMMARY

Consumer and Business Svcs, Dept of
Pkg: 031 - Standard Inflation

Cross Reference Name: Workers' Compensation Programs
Cross Reference Number: 44000-011-13-00-00000

Description	General Fund	Lottery Funds	Other Funds	Federal Funds	Nonlimited Other Funds	Nonlimited Federal Funds	All Funds
Services & Supplies							
Instate Travel	-	-	5,720	-	-	-	5,720
Out of State Travel	-	-	1,381	-	-	-	1,381
Employee Training	-	-	2,693	-	-	-	2,693
Office Expenses	-	-	32,719	-	-	-	32,719
Telecommunications	-	-	26,693	-	-	-	26,693
State Gov. Service Charges	-	-	384,487	-	-	-	384,487
Data Processing	-	-	27,480	-	-	-	27,480
Publicity and Publications	-	-	5,807	-	-	-	5,807
Professional Services	-	-	37,553	-	-	-	37,553
IT Professional Services	-	-	6,138	-	-	-	6,138
Attorney General	-	-	186,774	-	-	-	186,774
Employee Recruitment and Develop	-	-	146	-	-	-	146
Dues and Subscriptions	-	-	857	-	-	-	857
Facilities Rental and Taxes	-	-	65,306	-	-	-	65,306
Fuels and Utilities	-	-	5	-	-	-	5
Facilities Maintenance	-	-	68	-	-	-	68
Agency Program Related S and S	-	-	1	-	-	-	1
Intra-agency Charges	-	-	18	-	-	-	18
Other Services and Supplies	-	-	4,040	-	-	-	4,040
Expendable Prop 250 - 5000	-	-	708	-	-	-	708
IT Expendable Property	-	-	3,458	-	-	-	3,458
Total Services & Supplies	**-**	**-**	**$792,052**	**-**	**-**	**-**	**$792,052**

ESSENTIAL AND POLICY PACKAGE FISCAL IMPACT SUMMARY

Consumer and Business Svcs, Dept of
Pkg: 031 - Standard Inflation

Cross Reference Name: Workers' Compensation Programs
Cross Reference Number: 44000-011-13-00-00000

Description	General Fund	Lottery Funds	Other Funds	Federal Funds	Nonlimited Other Funds	Nonlimited Federal Funds	All Funds
Total Expenditures							
Total Expenditures	-	-	792,052	-	-	-	792,052
Total Expenditures	**-**	**-**	**$792,052**	**-**	**-**	**-**	**$792,052**
Ending Balance							
Ending Balance	-	-	(792,052)	-	-	-	(792,052)
Total Ending Balance	**-**	**-**	**($792,052)**	**-**	**-**	**-**	**($792,052)**

ESSENTIAL AND POLICY PACKAGE FISCAL IMPACT SUMMARY

Consumer and Business Svcs, Dept of
Pkg: 032 - Above Standard Inflation

Cross Reference Name: Workers' Compensation Programs
Cross Reference Number: 44000-011-13-00-00000

Description	General Fund	Lottery Funds	Other Funds	Federal Funds	Nonlimited Other Funds	Nonlimited Federal Funds	All Funds
Services & Supplies							
Facilities Rental and Taxes	-	-	193,954	-	-	-	193,954
Total Services & Supplies	**-**	**-**	**$193,954**	**-**	**-**	**-**	**$193,954**
Total Expenditures							
Total Expenditures	-	-	193,954	-	-	-	193,954
Total Expenditures	**-**	**-**	**$193,954**	**-**	**-**	**-**	**$193,954**
Ending Balance							
Ending Balance	-	-	(193,954)	-	-	-	(193,954)
Total Ending Balance	**-**	**-**	**($193,954)**	**-**	**-**	**-**	**($193,954)**

ESSENTIAL AND POLICY PACKAGE FISCAL IMPACT SUMMARY

Consumer and Business Svcs, Dept of
Pkg: 060 - Technical Adjustments

Cross Reference Name: Workers' Compensation Programs
Cross Reference Number: 44000-011-13-00-00000

Description	General Fund	Lottery Funds	Other Funds	Federal Funds	Nonlimited Other Funds	Nonlimited Federal Funds	All Funds
Services & Supplies							
Telecommunications	-	-	(158,323)	-	-	-	(158,323)
Data Processing	-	-	(30,777)	-	-	-	(30,777)
Professional Services	-	-	(2,761)	-	-	-	(2,761)
Facilities Rental and Taxes	-	-	343,233	-	-	-	343,233
IT Expendable Property	-	-	(395)	-	-	-	(395)
Total Services & Supplies	**-**	**-**	**$150,977**	**-**	**-**	**-**	**$150,977**
Total Expenditures							
Total Expenditures	-	-	150,977	-	-	-	150,977
Total Expenditures	**-**	**-**	**$150,977**	**-**	**-**	**-**	**$150,977**
Ending Balance							
Ending Balance	-	-	(150,977)	-	-	-	(150,977)
Total Ending Balance	**-**	**-**	**($150,977)**	**-**	**-**	**-**	**($150,977)**

ESSENTIAL AND POLICY PACKAGE FISCAL IMPACT SUMMARY

Consumer and Business Svcs, Dept of
Pkg: 092 - Statewide AG Adjustment

Cross Reference Name: Workers' Compensation Programs
Cross Reference Number: 44000-011-13-00-00000

Description	General Fund	Lottery Funds	Other Funds	Federal Funds	Nonlimited Other Funds	Nonlimited Federal Funds	All Funds
Services & Supplies							
Attorney General	-	-	-	-	-	-	-
Total Services & Supplies	**-**	**-**	**-**	**-**	**-**	**-**	**-**
Total Expenditures							
Total Expenditures	-	-	-	-	-	-	-
Total Expenditures	**-**	**-**	**-**	**-**	**-**	**-**	**-**
Ending Balance							
Ending Balance	-	-	-	-	-	-	-
Total Ending Balance	**-**	**-**	**-**	**-**	**-**	**-**	**-**

ESSENTIAL AND POLICY PACKAGE FISCAL IMPACT SUMMARY

Consumer and Business Svcs, Dept of
Pkg: 093 - Statewide Adjustment DAS Chgs

Cross Reference Name: Workers' Compensation Programs
Cross Reference Number: 44000-011-13-00-00000

Description	General Fund	Lottery Funds	Other Funds	Federal Funds	Nonlimited Other Funds	Nonlimited Federal Funds	All Funds
Services & Supplies							
Instate Travel	-	-	-	-	-	-	-
Telecommunications	-	-	-	-	-	-	-
State Gov. Service Charges	-	-	-	-	-	-	-
Data Processing	-	-	-	-	-	-	-
Facilities Rental and Taxes	-	-	-	-	-	-	-
Other Services and Supplies	-	-	-	-	-	-	-
Total Services & Supplies	**-**	**-**	**-**	**-**	**-**	**-**	**-**
Total Expenditures							
Total Expenditures	-	-	-	-	-	-	-
Total Expenditures	**-**	**-**	**-**	**-**	**-**	**-**	**-**
Ending Balance							
Ending Balance	-	-	-	-	-	-	-
Total Ending Balance	**-**	**-**	**-**	**-**	**-**	**-**	**-**

ESSENTIAL AND POLICY PACKAGE FISCAL IMPACT SUMMARY

Consumer and Business Svcs, Dept of | **Cross Reference Name: Workers' Compensation Programs**

Pkg: 101 - Workers' Compensation Modernization | **Cross Reference Number: 44000-011-13-00-00000**

Description	General Fund	Lottery Funds	Other Funds	Federal Funds	Nonlimited Other Funds	Nonlimited Federal Funds	All Funds
Revenues							
Workers Comp Insurance Taxes	-	-	6,448,451	-	-	-	6,448,451
Total Revenues	**-**	**-**	**$6,448,451**	**-**	**-**	**-**	**$6,448,451**
Personal Services							
Class/Unclass Sal. and Per Diem	-	-	319,872	-	-	-	319,872
Empl. Rel. Bd. Assessments	-	-	106	-	-	-	106
Public Employees' Retire Cont	-	-	57,322	-	-	-	57,322
Social Security Taxes	-	-	24,470	-	-	-	24,470
Paid Family Medical Leave Insurance	-	-	1,280	-	-	-	1,280
Worker's Comp. Assess. (WCD)	-	-	92	-	-	-	92
Mass Transit Tax	-	-	1,919	-	-	-	1,919
Flexible Benefits	-	-	79,200	-	-	-	79,200
Total Personal Services	**-**	**-**	**$484,261**	**-**	**-**	**-**	**$484,261**
Services & Supplies							
Instate Travel	-	-	3,200	-	-	-	3,200
Out of State Travel	-	-	272	-	-	-	272
Employee Training	-	-	2,000	-	-	-	2,000
Office Expenses	-	-	4,242	-	-	-	4,242
Telecommunications	-	-	3,337	-	-	-	3,337
Data Processing	-	-	5,838	-	-	-	5,838
IT Professional Services	-	-	5,573,399	-	-	-	5,573,399
Attorney General	-	-	155,290	-	-	-	155,290
Dues and Subscriptions	-	-	219	-	-	-	219

ESSENTIAL AND POLICY PACKAGE FISCAL IMPACT SUMMARY

Consumer and Business Svcs, Dept of
Pkg: 101 - Workers' Compensation Modernization

Cross Reference Name: Workers' Compensation Programs
Cross Reference Number: 44000-011-13-00-00000

Description	General Fund	Lottery Funds	Other Funds	Federal Funds	Nonlimited Other Funds	Nonlimited Federal Funds	All Funds
Services & Supplies							
Facilities Rental and Taxes	-	-	25,320	-	-	-	25,320
Intra-agency Charges	-	-	178,500	-	-	-	178,500
Expendable Prop 250 - 5000	-	-	-	-	-	-	-
IT Expendable Property	-	-	12,573	-	-	-	12,573
Total Services & Supplies	**-**	**-**	**$5,964,190**	**-**	**-**	**-**	**$5,964,190**
Total Expenditures							
Total Expenditures	-	-	6,448,451	-	-	-	6,448,451
Total Expenditures	**-**	**-**	**$6,448,451**	**-**	**-**	**-**	**$6,448,451**
Ending Balance							
Ending Balance	-	-	-	-	-	-	-
Total Ending Balance	**-**	**-**	**-**	**-**	**-**	**-**	**-**
Total Positions							
Total Positions							2
Total Positions	**-**	**-**	**-**	**-**	**-**	**-**	**2**
Total FTE							
Total FTE							2.00
Total FTE	**-**	**-**	**-**	**-**	**-**	**-**	**2.00**

ESSENTIAL AND POLICY PACKAGE FISCAL IMPACT SUMMARY

Consumer and Business Svcs, Dept of
Pkg: 810 - Statewide Adjustments

Cross Reference Name: Workers' Compensation Programs
Cross Reference Number: 44000-011-13-00-00000

Description	General Fund	Lottery Funds	Other Funds	Federal Funds	Nonlimited Other Funds	Nonlimited Federal Funds	All Funds
Services & Supplies							
Instate Travel	-	-	(17,392)	-	-	-	(17,392)
Employee Training	-	-	28,582	-	-	-	28,582
Office Expenses	-	-	3,263	-	-	-	3,263
Telecommunications	-	-	(49,068)	-	-	-	(49,068)
State Gov. Service Charges	-	-	(92,405)	-	-	-	(92,405)
Data Processing	-	-	(39,821)	-	-	-	(39,821)
Attorney General	-	-	(75,871)	-	-	-	(75,871)
Facilities Rental and Taxes	-	-	(74,038)	-	-	-	(74,038)
Other Services and Supplies	-	-	(34,814)	-	-	-	(34,814)
Total Services & Supplies	**-**	**-**	**($351,564)**	**-**	**-**	**-**	**($351,564)**
Total Expenditures							
Total Expenditures	-	-	(351,564)	-	-	-	(351,564)
Total Expenditures	**-**	**-**	**($351,564)**	**-**	**-**	**-**	**($351,564)**
Ending Balance							
Ending Balance	-	-	351,564	-	-	-	351,564
Total Ending Balance	**-**	**-**	**$351,564**	**-**	**-**	**-**	**$351,564**

DETAIL OF LOTTERY FUNDS, OTHER FUNDS, AND FEDERAL FUNDS REVENUE

Consumer and Business Svcs, Dept of **Agency Number: 44000**

2023-25 Biennium **Cross Reference Number: 44000-011-13-00-00000**

Source	2019-21 Actuals	2021-23 Leg Adopted Budget	2021-23 Leg Approved Budget	2023-25 Agency Request Budget	2023-25 Governor's Budget	2023-25 Leg. Adopted Budget
Other Funds						
Workers Comp Insurance Taxes	77,360,748	50,287,270	50,287,270	176,856,297	101,189,631	92,978,273
Business Lic and Fees	539,150	436,650	436,650	444,850	444,850	692,014
Charges for Services	252	-	-	-	-	-
Interest Income	1,808,691	1,888,495	1,888,495	2,794,515	2,794,515	2,455,159
Other Revenues	17,089	406,000	406,000	141,983	141,983	177,695
Transfer Out - Intrafund	(16,831,518)	(21,940,187)	(21,940,187)	(19,399,356)	(19,399,356)	(16,815,409)
Tsfr To Oregon Health Authority	(25,000)	-	-	-	-	-
Total Other Funds	**$62,869,412**	**$31,078,228**	**$31,078,228**	**$160,838,289**	**$85,171,623**	**$79,487,732**
Nonlimited Other Funds						
Transfer In - Intrafund	3,988,114	4,062,034	4,062,034	-	-	-
Total Nonlimited Other Funds	**$3,988,114**	**$4,062,034**	**$4,062,034**	**-**	**-**	**-**

DETAIL OF LOTTERY FUNDS, OTHER FUNDS, AND FEDERAL FUNDS REVENUE

Source	Fund	ORBITS Revenue Acct	2019-2021 Actual	2021-23 Legislatively Adopted	2021-23 Estimated	2023-25 Agency Request	2023-25 Governor's	2023-25 Legislatively Adopted
Workers Comp Insurance Taxes	OF	0125	77,360,748	50,287,270	50,287,270	176,856,297	101,189,631	92,978,273
Business Lic and Fees	OF	0205	539,150	436,650	436,650	444,850	444,850	692,014
Charges for Services	OF	0410	252	-	-	-	-	-
Interest Income	OF	0605	1,808,691	1,888,495	1,888,495	2,794,515	2,794,515	2,455,159
Other Revenues	OF	0975	17,089	406,000	406,000	141,983	141,983	177,695
Transfer Out - Intrafund	OF	2010	(16,831,518)	(21,940,187)	(21,940,187)	(19,399,356)	(19,399,356)	(16,815,409)
Tsfr To Oregon Health Authority	OF	2448	(25,000)	-	-	-	-	-
Transfer In - Intrafund	OF NL	1010	3,988,114	4,062,034	4,062,034	-	-	-

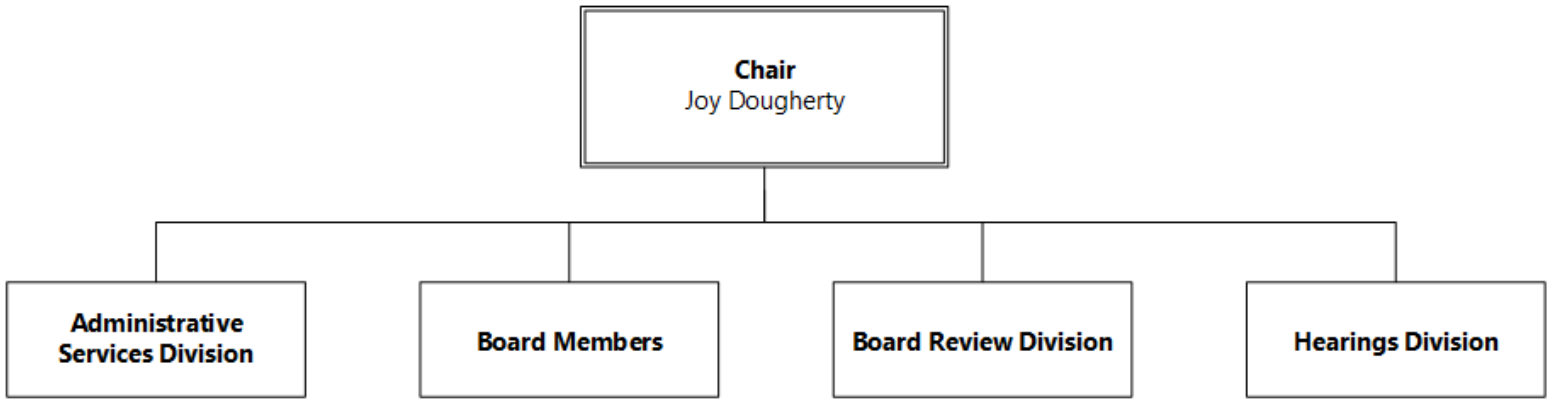

- Manages agency facilities and provides digital recording and interpreter services
- Provides computer support, training, and technical services
- Provides fiscal and budget support, mail processing, record retention, and purchasing
- Provides personnel- related services for the board

- Decide workers' compensation cases appealed to the board
- Adopt administrative rules of practice and procedure for hearings and board review
- Approve claim disposition agreements
- Approve directs own motion reopenings and closures
- Consult on administrative law judge hiring

- Ensures the public receives timely and impartial resolution of appeals to the board for the members' review
- Prepares appellate case review for board members
- Processes cases to the Court of Appeals for review
- Processes own motion cases and claim disposition agreements
- Provides a forum for adjudication of crime-victim and third-party cases
- Provides technical support for board review functions

- Ensures the public receives timely and impartial resolution of workers' compensation and Oregon OSHA disputes
- Produces timely opinions and orders
- Provides mediation services
- Approves settlements
- Provides administrative support to the Hearings Division administrative law judges

Workers' Compensation Board

2021-23	2023-25
79 Positions	79 Positions
79.00 FTE	79.00 FTE
$28,938,862 (TF)	$29,624,136 (TF)

Enabling Legislation/Program Authorization
Oregon Revised Statutes govern the duties and powers of the Workers' Compensation Board (WCB) as described more fully below:

- With respect to workers' compensation matters, Chapter 656 governs the board.
- With respect to Oregon Safe Employment Act matters, Chapter 654 governs the board.
- With respect to crime victim matters, Chapter 147 governs the board.

Program Overview
The Oregon workers' compensation system is designed to ensure that employers provide workers' compensation coverage for their employees, reduce worker injuries, provide treatment and benefits to help injured workers return to work as quickly as possible, and resolve disputes as quickly, fairly, and with as little litigation as possible.

The Workers' Compensation Board provides timely and impartial resolution of disputes arising under workers' compensation law and the Oregon Safe Employment Act.

Program Description
WCB is an independent adjudicatory agency within DCBS under a shared services model. The board is a five-member body appointed by the governor for four-year terms subject to state Senate confirmation. To ensure that the interests of workers and employers are fairly represented, the governor appoints two members with background in and understanding of the concerns of employees and two members with background in and understanding of the concerns of employers. One member represents the interests of the public and also serves as the chairperson.

The chairperson is the administrator for WCB. As such, the chairperson supervises and manages the board's employees, which includes the administrative law judges (ALJs).

WCB provides independent review in the following types of cases:

Workers' compensation hearings, appeals, and mediations: The administrative hearings process provides workers and employers a forum for resolving disputes on any matter concerning a claim, except for matters for which there exists another statutory procedure. The parties may appeal ALJ decisions to the board. Board members working in panels decide these matters. The board members also provide first review of third-party disputes and own motion matters.

Both ALJs and board members interpret workers' compensation laws in an impartial and balanced manner. The constitutional due process hearings and requests for board review ensure a fair determination of workers' compensation benefits for both workers and employers.

WCB is not bound by rules of evidence or by technical or formal rules of procedure and may conduct the hearing in any manner that will achieve substantial justice. Removal of workers' compensation disputes from civil court to an administrative hearing process ensures that these disputes are quickly resolved.

Hearings and mediations are conducted throughout the state at WCB's staffed and leased facilities. ALJs regularly travel to these sites, enabling workers and employers to have their cases heard and resolved near their hometown locations.

Given the Court of Appeals' high affirmation rate of WCB orders, parties are able to have matters decisively concluded in a minimum amount of time. This administrative forum is a critical component of

this system and is instrumental in ensuring that the legislative goals to protect injured workers and their families are achieved, while ensuring the continued prosperity of Oregon businesses.

As an alternative to workers' compensation hearings and board review appeals, WCB also has a robust mediation program. Qualified ALJ mediators conduct in-person mediations throughout the state. ALJ mediators help the parties reach mutually agreed upon settlements, such as disputed claim settlements and claim disposition agreements. WCB strives to successfully settle all cases referred to the mediation program.

Oregon OSHA hearings: The administrative hearings process provides employers an opportunity to contest citations and civil penalties arising from workplace safety inspections conducted by Oregon OSHA. These due process hearings before an impartial decision-maker allow both sides an opportunity to be heard. Absent further appeal to the Court of Appeals, prompt resolution of OSHA disputes by WCB puts the matter to rest with finality and ultimately furthers the Oregon Safe Employment Act's goal of ensuring safe and healthy working conditions for employees.

Crime victim requests for review: Under the Compensation Act for Crime Victims, the board also provides for a review of Department of Justice (DOJ) decisions when applicants are dissatisfied with a decision on their claim for compensation as a crime victim. The board provides a review process that includes the right to a fact-finding hearing, as well as an opportunity for applicants to present their arguments in support of their claim. Approximately five to 10 crime victim cases are heard each year.

Program Performance
The following are some of the highlights of the program for calendar years 2017-2021:

Timeliness of service	2017	2018	2019	2020	2021
New hearings set within 90 days	98%	97%	98%	100%	100%
Postponed hearing reset within 120 days	98%	96%	97%	98%	99%
Opinion & Orders issued within 30 days	97%	93%	98%	99%	99%
Board Orders on Review issued within 120 days of briefing completion	91%	87%	87%	90%	91%
Quality of service	**2017**	**2018**	**2019**	**2020**	**2021**
Board cases affirmed by the Court of Appeals	86%	84%	80%	95%	88%
Mediations resulting in settlements	89%	99%	99%	88%	85%

Funding Streams
The following funds Workers' Compensation Board:

- ***100 percent*** funded by an assessment paid by employers on the premiums they pay to their insurer for workers' compensation coverage.

Significant Proposed Program Changes from 2021-23
None.

Program Narrative

2021-23 Accomplishments

- Continued telephonic/video hearings and mediations during closure of state office buildings during the state of emergency caused by the COVID-19 pandemic and following Gov. Kate Brown's Executive Order 20-12.
- Before the pandemic, WCB moved the public board meetings to a hybrid of in-person/remote. After the closure of state buildings, we created a teleconference link for stakeholders to continue to participate remotely.
- Consulted with Oregon OSHA to reconfigure all hearing locations to ensure in-person proceedings were safe using social distancing practices, installation of plastic glass, enhanced cleaning products, and protocols. Provided commercial-grade air cleaners in all public hearing rooms.
- Made amendments to OAR 438, replacing pronouns with gender-neutral and nonbinary terms. Refined statistical data to fulfill statutory mandate for biennial review of attorney fees and used the information in conducting our second biennial review.
- Continued to expand the use of the WCB portal by promoting and conducting training on portal use. Implemented strategic and continual review of electronic transactions.
- Continued using a secure file transfer process for litigants to submit exhibits pre-hearing in a remote environment and during closure of state buildings.
- Succeeded in meeting statutory time frames for setting cases. For calendar year 2021, 100 percent of new requests for hearing and 99 percent of postponed cases were set timely.
- Succeeded in issuing timely ALJ Opinion and Orders. For calendar year 2021, 99 percent of Opinion and Orders were issued within 30 days of record closure.
- Provided successful mediation services. Related employment issues, such as discrimination and retaliation claims, as well as workers' compensation issues, are resolved through the board's mediation services. For calendar year 2021, a total of 315 mediations were conducted with an 85 percent settlement rate.
- Issued 99 percent of board Orders on Review within 120 days of the briefing schedule completion in 2021.
- Maintained a high affirmation rate at the Court of Appeals. For fiscal year 2021, the court affirmed 88 percent of board orders.
- Created a process for litigants to request an in-person proceeding while agency facilities were closed to the public.
- Conducted required trainings with internal staff using remote technology. Successfully transitioned agency staff to using state-issued equipment instead of personal equipment. Performed needs assessment and updated process for issuing and tracking agency equipment.

2023-25 Expected Results

The Workers' Compensation Board plans to accomplish the following in the 2023-25 biennium:

- Expand the WCB online portal so more stakeholders can electronically transact business with the board. Perform a strategic analysis of the board's IT processes to streamline and more efficiently meet critical business needs.
- Explore opportunities to provide better access to justice to all communities in the state.
- Increase our focus on removing barriers to effective communication with diverse populations.
- Meet timeliness standards within the 95 percent range when setting new requests for hearings, resetting postponed cases, and issuing ALJ Opinion and Orders.

- Maintain timeliness standards for issuing board Orders on Review within 120 days of briefing completion.
- Maintain a high affirmation rate of board orders at the Court of Appeals.
- Resolve Oregon OSHA disputes in a timely and efficient manner.

Revenue Sources

The workers' compensation premium assessment funds the Workers' Compensation Board.

Proposed Legislation

None.

Base Budget

Agency Request: $30,082,558 – Pos.: 79 FTE: 79.00
Governor's Recommended Budget: $30,082,558 – Pos.: 79 FTE 79.00
Legislatively Adopted Budget: $30,082,558 – Pos.: 79 FTE: 79.00

The base budget request is the 2021-23 Legislatively Adopted Budget and administrative changes approved by the Department of Administrative Services through February 2022 and roll-up of salary costs.

Essential Packages

Essential Package No. 010 – Non-PICS Service Adjustment
Agency Request: ($97,536)
Governor's Recommended Budget: ($97,536)
Legislatively Adopted Budget: ($97,536)

Essential Package No. 021 – Program Adjustments
Agency Request: $0
Governor's Recommended Budget: $0
Legislatively Adopted Budget: $0

Essential Package No. 022 – Phased-out Programs and One-time Costs
Agency Request: $0
Governor's Recommended Budget: $0
Legislatively Adopted Budget: $0

Essential Package No. 031 – Cost Adjustment for Inflation and Price List Items
Agency Request: $398,342
Governor's Recommended Budget: $398,342
Legislatively Adopted Budget: $398,342

Essential Package No. 032 – Above Standard Inflation
Agency Request: $24,873
Governor's Recommended Budget: $24,873
Legislatively Adopted Budget: $24,873

Essential Package No. 040 – Mandated Caseload & Costs
Agency Request: $0
Governor's Recommended Budget: $0
Legislatively Adopted Budget: $0

Essential Package No. 050 – Fund Shifts/Revenue Reductions
Agency Request: $0
Governor's Recommended Budget: $0
Legislatively Adopted Budget: $0

Essential Package No. 060 – Technical Adjustments
Agency Request: ($707,440)
Governor's Recommended Budget: ($707,440)
Legislatively Adopted Budget: ($707,440)

Current Service Level (CSL) Budget

Agency Request: $29,700,797 – Pos.: 79 FTE: 79.00
Governor's Recommended Budget: $29,700,797 – Pos.: 79 FTE: 79.00
Legislatively Adopted Budget: $29,700,797 – Pos.: 79 FTE: 79.00

The CSL budget is the total of the base budget request plus essential packages. Approval of the CSL continues current operations through the 2023-25 biennium.

Policy Package No. 070 – Revenue Shortfalls
Agency Request: $0
Governor's Recommended Budget: $0
Legislatively Adopted Budget: $0

Modified Current Service Level (CSL) Budget

Agency Request: $29,700,797 – Pos.: 79 FTE: 79.00
Governor's Recommended Budget: $29,700,797 – Pos.: 79 FTE: 79.00
Legislatively Adopted Budget: $29,700,797 - Pos.: 79 FTE: 79.00

The division's modified CSL budget is the total of the CSL budget minus the revenue shortfall policy package 070. Approval of the modified CSL continues current operations through the 2023-25 biennium.

Policy Packages

Policy Package No. Adopted 810 – Statewide Adjustments
Legislatively Adopted Budget: ($76,661)

Statewide adjustments impact agency budgets based on changes to the cost of debt service on existing outstanding bonds, Department of Administrative Services rates and service charges, Attorney General rates, and costs for supporting the Government Ethics Commission and Public Records Advocate.

Revenues

2023-25 Beginning Balance	**$ -**
Revenues	
General Fund Appropriation	-
Workers' Compensation Insurance Taxes	35,826,416
Other Employer-Employee Taxes	-
Insurance Taxes	-
Business License & Fees	-
Charges for Services	-
Fines & Forfeitures	-
Interest Income	-
Other Revenues	-
Federal Revenue	-
Subtotal Revenues	*$ 35,826,416*
Transfers	
Transfers In - Intrafund	-
Transfers Out - Intrafund	(6,202,280)
Transfers Out - General Fund	-
Transfers Out - Counties	-
Transfers Out - Governor	-
Transfers Out - BOLI	-
Subtotal Transfers	*$ (6,202,280)*
Available Funds	**29,624,136**
2023-25 Budgeted Expenditures	29,624,136
2023-25 Ending Balance	**$ -**

Legislatively Adopted Budget

2021-23 Legislatively Approved Budget	Operational	Pass Through Expenditures	Total	FTE
Total 2021-23 LAB	**$ 28,938,862**	**-**	**$ 28,938,862**	**79.00**

2023-25 Legislatively Adopted Budget	Operational	Pass Through Expenditures	Total	FTE
Base Budget	$30,082,558	-	$30,082,558	79.00
Essential Packages				
Pkg. 010 Non-PICS Personal Services Vacancy Factor	($97,536)	-	($97,536)	-
Pkg. 021 Phase-In	-	-	-	-
Pkg. 022 Phase-Out Program & One-time Costs	-	-	-	-
Pkg. 031 Standard Inflation	$398,342	-	$398,342	-
Pkg. 032 Above Standard Inflation	$24,873	-	$24,873	-
Pkg. 060 Technical Adjustments	($707,440)	-	($707,440)	-
Subtotal, Essential Packages	*($381,761)*	-	*($381,761)*	-
Subtotal, Current Service Level	*$29,700,797*	-	*$29,700,797*	*79.00*
Pkg. 070 Revenue Shortfalls	-	-	-	-
Modified Current Service Level	*$29,700,797*	-	*$29,700,797*	*79.00*
Policy Packages				
Pkg. 810 Statewide Adjustments	($76,661)	-	($76,661)	-
2023-25 Total Legislatively Adopted Budget	**$29,624,136**	**$ -**	**$29,624,136**	**79.00**

ESSENTIAL AND POLICY PACKAGE FISCAL IMPACT SUMMARY

Consumer and Business Svcs, Dept of **Cross Reference Name: Workers' Comp Board**

Pkg: 010 - Vacancy Factor and Non-ORPICS Personal Services **Cross Reference Number: 44000-011-12-00-00000**

Description	General Fund	Lottery Funds	Other Funds	Federal Funds	Nonlimited Other Funds	Nonlimited Federal Funds	All Funds
Personal Services							
Temporary Appointments	-	-	2,271	-	-	-	2,271
Overtime Payments	-	-	136	-	-	-	136
All Other Differential	-	-	4,547	-	-	-	4,547
Public Employees' Retire Cont	-	-	839	-	-	-	839
Pension Obligation Bond	-	-	(34,320)	-	-	-	(34,320)
Social Security Taxes	-	-	532	-	-	-	532
Paid Family Medical Leave Insurance	-	-	19	-	-	-	19
Mass Transit Tax	-	-	5,106	-	-	-	5,106
Vacancy Savings	-	-	(76,666)	-	-	-	(76,666)
Total Personal Services	**-**	**-**	**($97,536)**	**-**	**-**	**-**	**($97,536)**
Total Expenditures							
Total Expenditures	-	-	(97,536)	-	-	-	(97,536)
Total Expenditures	**-**	**-**	**($97,536)**	**-**	**-**	**-**	**($97,536)**
Ending Balance							
Ending Balance	-	-	97,536	-	-	-	97,536
Total Ending Balance	**-**	**-**	**$97,536**	**-**	**-**	**-**	**$97,536**

ESSENTIAL AND POLICY PACKAGE FISCAL IMPACT SUMMARY

Consumer and Business Svcs, Dept of
Pkg: 031 - Standard Inflation

Cross Reference Name: Workers' Comp Board
Cross Reference Number: 44000-011-12-00-00000

Description	General Fund	Lottery Funds	Other Funds	Federal Funds	Nonlimited Other Funds	Nonlimited Federal Funds	All Funds
Services & Supplies							
Instate Travel	-	-	7,205	-	-	-	7,205
Out of State Travel	-	-	240	-	-	-	240
Employee Training	-	-	1,131	-	-	-	1,131
Office Expenses	-	-	10,468	-	-	-	10,468
Telecommunications	-	-	12,330	-	-	-	12,330
State Gov. Service Charges	-	-	158,839	-	-	-	158,839
Data Processing	-	-	16,754	-	-	-	16,754
Publicity and Publications	-	-	240	-	-	-	240
Professional Services	-	-	68,833	-	-	-	68,833
IT Professional Services	-	-	9,372	-	-	-	9,372
Attorney General	-	-	1,405	-	-	-	1,405
Employee Recruitment and Develop	-	-	64	-	-	-	64
Dues and Subscriptions	-	-	2,008	-	-	-	2,008
Facilities Rental and Taxes	-	-	104,465	-	-	-	104,465
Facilities Maintenance	-	-	422	-	-	-	422
Other Services and Supplies	-	-	1,510	-	-	-	1,510
Expendable Prop 250 - 5000	-	-	402	-	-	-	402
IT Expendable Property	-	-	1,331	-	-	-	1,331
Total Services & Supplies	**-**	**-**	**$397,019**	**-**	**-**	**-**	**$397,019**
Capital Outlay							
Data Processing Hardware	-	-	1,323	-	-	-	1,323
Total Capital Outlay	**-**	**-**	**$1,323**	**-**	**-**	**-**	**$1,323**

ESSENTIAL AND POLICY PACKAGE FISCAL IMPACT SUMMARY

Consumer and Business Svcs, Dept of
Pkg: 031 - Standard Inflation

Cross Reference Name: Workers' Comp Board
Cross Reference Number: 44000-011-12-00-00000

Description	General Fund	Lottery Funds	Other Funds	Federal Funds	Nonlimited Other Funds	Nonlimited Federal Funds	All Funds
Total Expenditures							
Total Expenditures	-	-	398,342	-	-	-	398,342
Total Expenditures	**-**	**-**	**$398,342**	**-**	**-**	**-**	**$398,342**
Ending Balance							
Ending Balance	-	-	(398,342)	-	-	-	(398,342)
Total Ending Balance	**-**	**-**	**($398,342)**	**-**	**-**	**-**	**($398,342)**

ESSENTIAL AND POLICY PACKAGE FISCAL IMPACT SUMMARY

Consumer and Business Svcs, Dept of
Pkg: 032 - Above Standard Inflation

Cross Reference Name: Workers' Comp Board
Cross Reference Number: 44000-011-12-00-00000

Description	General Fund	Lottery Funds	Other Funds	Federal Funds	Nonlimited Other Funds	Nonlimited Federal Funds	All Funds
Services & Supplies							
Facilities Rental and Taxes	-	-	24,873	-	-	-	24,873
Total Services & Supplies	**-**	**-**	**$24,873**	**-**	**-**	**-**	**$24,873**
Total Expenditures							
Total Expenditures	-	-	24,873	-	-	-	24,873
Total Expenditures	**-**	**-**	**$24,873**	**-**	**-**	**-**	**$24,873**
Ending Balance							
Ending Balance	-	-	(24,873)	-	-	-	(24,873)
Total Ending Balance	**-**	**-**	**($24,873)**	**-**	**-**	**-**	**($24,873)**

ESSENTIAL AND POLICY PACKAGE FISCAL IMPACT SUMMARY

Consumer and Business Svcs, Dept of
Pkg: 060 - Technical Adjustments

Cross Reference Name: Workers' Comp Board
Cross Reference Number: 44000-011-12-00-00000

Description	General Fund	Lottery Funds	Other Funds	Federal Funds	Nonlimited Other Funds	Nonlimited Federal Funds	All Funds
Services & Supplies							
Telecommunications	-	-	(54,415)	-	-	-	(54,415)
Data Processing	-	-	(35,805)	-	-	-	(35,805)
Professional Services	-	-	(1,212)	-	-	-	(1,212)
Facilities Rental and Taxes	-	-	(616,782)	-	-	-	(616,782)
Agency Program Related S and S	-	-	106	-	-	-	106
Intra-agency Charges	-	-	668	-	-	-	668
Total Services & Supplies	**-**	**-**	**($707,440)**	**-**	**-**	**-**	**($707,440)**
Total Expenditures							
Total Expenditures	-	-	(707,440)	-	-	-	(707,440)
Total Expenditures	**-**	**-**	**($707,440)**	**-**	**-**	**-**	**($707,440)**
Ending Balance							
Ending Balance	-	-	707,440	-	-	-	707,440
Total Ending Balance	**-**	**-**	**$707,440**	**-**	**-**	**-**	**$707,440**

ESSENTIAL AND POLICY PACKAGE FISCAL IMPACT SUMMARY

Consumer and Business Svcs, Dept of
Pkg: 092 - Statewide AG Adjustment

Cross Reference Name: Workers' Comp Board
Cross Reference Number: 44000-011-12-00-00000

Description	General Fund	Lottery Funds	Other Funds	Federal Funds	Nonlimited Other Funds	Nonlimited Federal Funds	All Funds
Services & Supplies							
Attorney General	-	-	-	-	-	-	-
Total Services & Supplies	**-**	**-**	**-**	**-**	**-**	**-**	**-**
Total Expenditures							
Total Expenditures	-	-	-	-	-	-	-
Total Expenditures	**-**	**-**	**-**	**-**	**-**	**-**	**-**
Ending Balance							
Ending Balance	-	-	-	-	-	-	-
Total Ending Balance	**-**	**-**	**-**	**-**	**-**	**-**	**-**

ESSENTIAL AND POLICY PACKAGE FISCAL IMPACT SUMMARY

Consumer and Business Svcs, Dept of
Pkg: 093 - Statewide Adjustment DAS Chgs

Cross Reference Name: Workers' Comp Board
Cross Reference Number: 44000-011-12-00-00000

Description	General Fund	Lottery Funds	Other Funds	Federal Funds	Nonlimited Other Funds	Nonlimited Federal Funds	All Funds
Services & Supplies							
Instate Travel	-	-	-	-	-	-	-
Office Expenses	-	-	-	-	-	-	-
Telecommunications	-	-	-	-	-	-	-
State Gov. Service Charges	-	-	-	-	-	-	-
Data Processing	-	-	-	-	-	-	-
Other Services and Supplies	-	-	-	-	-	-	-
Total Services & Supplies	**-**	**-**	**-**	**-**	**-**	**-**	**-**
Total Expenditures							
Total Expenditures	-	-	-	-	-	-	-
Total Expenditures	**-**	**-**	**-**	**-**	**-**	**-**	**-**
Ending Balance							
Ending Balance	-	-	-	-	-	-	-
Total Ending Balance	**-**	**-**	**-**	**-**	**-**	**-**	**-**

ESSENTIAL AND POLICY PACKAGE FISCAL IMPACT SUMMARY

Consumer and Business Svcs, Dept of **Cross Reference Name: Workers' Comp Board**
Pkg: 810 - Statewide Adjustments **Cross Reference Number: 44000-011-12-00-00000**

Description	General Fund	Lottery Funds	Other Funds	Federal Funds	Nonlimited Other Funds	Nonlimited Federal Funds	All Funds
Transfers Out							
Tsfr To OEIB	-	-	-	-	-	-	-
Total Transfers Out	**-**	**-**	**-**	**-**	**-**	**-**	**-**
Services & Supplies							
Instate Travel	-	-	(1,581)	-	-	-	(1,581)
Employee Training	-	-	12,406	-	-	-	12,406
Office Expenses	-	-	1,417	-	-	-	1,417
Telecommunications	-	-	(21,299)	-	-	-	(21,299)
State Gov. Service Charges	-	-	(40,114)	-	-	-	(40,114)
Data Processing	-	-	(17,284)	-	-	-	(17,284)
Attorney General	-	-	(571)	-	-	-	(571)
Other Services and Supplies	-	-	(9,635)	-	-	-	(9,635)
Total Services & Supplies	**-**	**-**	**($76,661)**	**-**	**-**	**-**	**($76,661)**
Total Expenditures							
Total Expenditures	-	-	(76,661)	-	-	-	(76,661)
Total Expenditures	**-**	**-**	**($76,661)**	**-**	**-**	**-**	**($76,661)**
Ending Balance							
Ending Balance	-	-	76,661	-	-	-	76,661
Total Ending Balance	**-**	**-**	**$76,661**	**-**	**-**	**-**	**$76,661**

DETAIL OF LOTTERY FUNDS, OTHER FUNDS, AND FEDERAL FUNDS REVENUE

Consumer and Business Svcs, Dept of **Agency Number: 44000**

2023-25 Biennium **Cross Reference Number: 44000-011-12-00-00000**

Source	2019-21 Actuals	2021-23 Leg Adopted Budget	2021-23 Leg Approved Budget	2023-25 Agency Request Budget	2023-25 Governor's Budget	2023-25 Leg. Adopted Budget
Other Funds						
Workers Comp Insurance Taxes	28,304,819	33,614,924	34,580,537	35,977,216	35,977,216	35,826,416
Interest Income	294	-	-	-	-	-
Other Revenues	10,671	-	-	-	-	-
Transfer Out - Intrafund	(4,259,141)	(5,463,218)	(5,641,675)	(6,276,419)	(6,276,419)	(6,202,280)
Total Other Funds	**$24,056,643**	**$28,151,706**	**$28,938,862**	**$29,700,797**	**$29,700,797**	**$29,624,136**

DETAIL OF LOTTERY FUNDS, OTHER FUNDS, AND FEDERAL FUNDS REVENUE

Source	Fund	ORBITS Revenue Acct	2019-2021 Actual	2021-23 Legislatively Adopted	2021-23 Estimated	2023-25 Agency Request	2023-25 Governor's	2023-25 Legislatively Adopted
Workers Comp Insurance Taxes	OF	0125	28,304,819	33,614,924	33,614,924	35,977,216	35,977,216	35,826,416
Interest Income	OF	0605	294	-	-	-	-	-
Other Revenues	OF	0975	10,671	-	-	-	-	-
Transfer Out - Intrafund	OF	2010	(4,259,141)	(5,463,218)	(5,463,218)	(6,276,419)	(6,276,419)	(6,202,280)

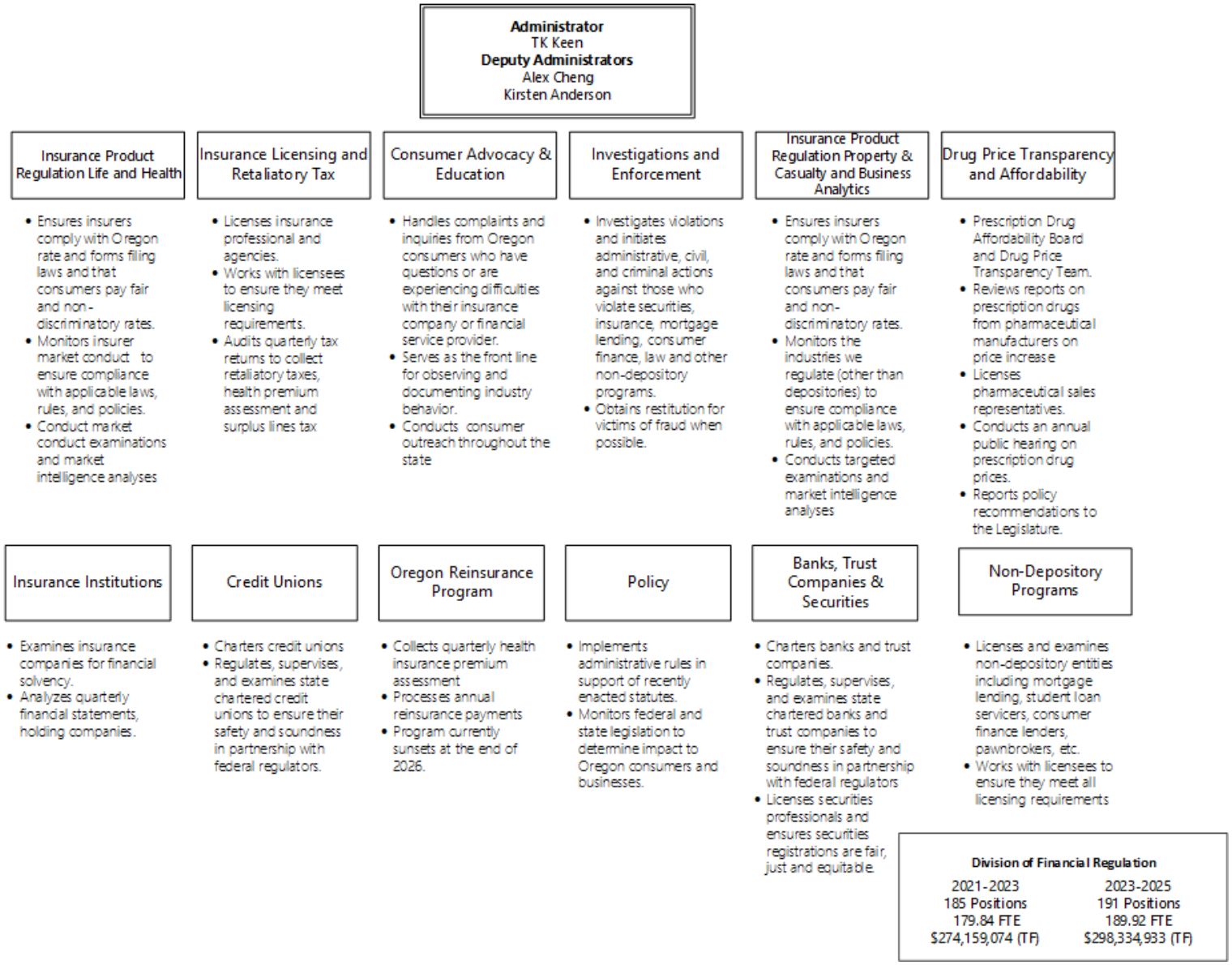
Administrator
TK Keen
Deputy Administrators
Alex Cheng
Kirsten Anderson
Insurance Product Regulation Life and Health
• Ensures insurers comply with Oregon rate and forms filing laws and that consumers pay fair and non-discriminatory rates.
• Monitors insurer market conduct to ensure compliance with applicable laws, rules, and policies.
• Conduct market conduct examinations and market intelligence analyses
Insurance Licensing and Retaliatory Tax
• Licenses insurance professional and agencies.
• Works with licensees to ensure they meet licensing requirements.
• Audits quarterly tax returns to collect retaliatory taxes, health premium assessment and surplus lines tax
Consumer Advocacy & Education
• Handles complaints and inquiries from Oregon consumers who have questions or are experiencing difficulties with their insurance company or financial service provider.
• Serves as the front line for observing and documenting industry behavior.
• Conducts consumer outreach throughout the state
Investigations and Enforcement
• Investigates violations and initiates administrative, civil, and criminal actions against those who violate securities, insurance, mortgage lending, consumer finance, law and other non-depository programs.
• Obtains restitution for victims of fraud when possible.
Insurance Product Regulation Property & Casualty and Business Analytics
• Ensures insurers comply with Oregon rate and forms filing laws and that consumers pay fair and non-discriminatory rates.
• Monitors the industries we regulate (other than depositories) to ensure compliance with applicable laws, rules, and policies.
• Conducts targeted examinations and market intelligence analyses
Drug Price Transparency and Affordability
• Prescription Drug Affordability Board and Drug Price Transparency Team.
• Reviews reports on prescription drugs from pharmaceutical manufacturers on price increase
• Licenses pharmaceutical sales representatives.
• Conducts an annual public hearing on prescription drug prices.
• Reports policy recommendations to the Legislature.
Insurance Institutions
• Examines insurance companies for financial solvency.
• Analyzes quarterly financial statements, holding companies.
Credit Unions
• Charters credit unions
• Regulates, supervises, and examines state chartered credit unions to ensure their safety and soundness in partnership with federal regulators.
Oregon Reinsurance Program
• Collects quarterly health insurance premium assessment
• Processes annual reinsurance payments
• Program currently sunsets at the end of 2026.
Policy
• Implements administrative rules in support of recently enacted statutes.
• Monitors federal and state legislation to determine impact to Oregon consumers and businesses.
Banks, Trust Companies & Securities
• Charters banks and trust companies.
• Regulates, supervises, and examines state chartered banks and trust companies to ensure their safety and soundness in partnership with federal regulators
• Licenses securities professionals and ensures securities registrations are fair, just and equitable.
Non-Depository Programs
• Licenses and examines non-depository entities including mortgage lending, student loan servicers, consumer finance lenders, pawnbrokers, etc.
• Works with licensees to ensure they meet all licensing requirements
Division of Financial Regulation
2021-2023
185 Positions
179.84 FTE
$274,159,074 (TF)
2023-2025
191 Positions
189.92 FTE
$298,334,933 (TF)

Enabling Legislation/Program Authorization
The Oregon Revised Statutes identified below authorize the various parts of the Financial Regulation program.

Program	ORS Chapter
Banks and Trust Companies	705-716
Check Cashers	697
Collection Agencies	697
Consumer Finance Lenders	725 and 725A
Credit Unions	723
Debt Management Service Providers, Debt Buyers	646A, 697
Drug Price Transparency	646A and 743
Prescription Drug Affordability Board	646A
Identity Theft Protection Act	646A
Insurance Products	646A, 705, 731-735, 741-744, 746, 748
Manufactured Structure Dealers	446
Money Transmitters	717
Mortgage Lenders; Mortgage Loan Originators, Mortgage Servicers	86A
Pawnbrokers	726
Pharmaceutical Sales Representatives	689
Preneed and Preconstruction Funeral Trusts	97
Reinsurance Program	538
Securities Licensing and Registration	59, 645, 650, 705.300-705.350
Student Loan Servicers	725A

Program Description
The Division of Financial Regulation (DFR) protects Oregonians' access to fair insurance and financial products and services through education, regulation, and consumer assistance. It achieves this mission through:

- Oversight of the safety and soundness of banks, trust companies, and credit unions and financial solvency of insurance institutions
- Licensing of financial and insurance professionals and companies
- Ensuring products and services comply with state and federal laws and rules
- Ensuring that consumers and investors are treated fairly and in accordance with the law by regulated entities
- Educating the public

The division is organized into 12 areas organized by function or subject matter: Insurance Licensing & Retaliatory Tax; Insurance Product Regulation, Life and Health; Insurance Product Regulation, Property and Casualty and Business Analytics; Consumer Education and Advocacy; Policy; Pharmaceutical Transparency and Affordability Regulation; Non-depository Programs; Banks, Trust Companies, and

Securities; Credit Unions; Insurance Institutions; Operations; and Investigations and Enforcement.

The division's regulatory authority includes:

- **Banks and trust companies.** Key responsibilities include issuance of charters, safety and soundness examinations of state-chartered banks and trust companies, complaint resolution, consumer education, and enforcement.
- **Credit unions.** Key responsibilities include issuance of charters, safety and soundness examinations of state-chartered credit unions, complaint resolution, consumer education, and enforcement.
- **Insurance.** Key responsibilities include issuance of licenses to insurance companies, producers (agents/brokers), and other insurance professionals; financial solvency analysis and examinations; rate and product review/approval; compliance analysis and examinations; complaint resolution; consumer education; and enforcement.
- **Mortgage.** Key responsibilities include issuance of licenses; compliance examinations of mortgage bankers, mortgage brokers, loan originators, servicers, and manufactured structure dealers; complaint resolution; consumer education; and enforcement.
- **Nondepository programs.** Key responsibilities include issuance of licenses and compliance examinations for various types of financial services and businesses (consumer finance companies, student loan servicers, payday and title lenders, pawnbrokers, money transmitters, check cashers, collection agencies, debt management service providers, and prearranged funeral trusts); complaint resolution; consumer education; and enforcement.
- **Securities.** Key responsibilities include issuance of licenses to investment broker/dealers, review and registration of securities, compliance examinations, complaint resolution, consumer education, and enforcement.

Pharmaceutical Transparency and Affordability:

- **Drug price transparency.** Key responsibilities include receiving and reviewing reports on prescription drugs from pharmaceutical manufacturers on price increases and new high-cost drugs, health insurers on the most frequently prescribed and most costly, and consumers when they have a price increase. The division uses the information collected in annual public hearings on prescription drugs and legislative reports with policy recommendations.
- **Prescription drug affordability board (PDAB) SB 844 (2021).** Key responsibilities include protecting residents, state and local governments, commercial health plans, health care providers, pharmacies, and other stakeholders within the health care system in Oregon from the high costs of prescription drugs. This will be accomplished through several primary functions. With information provided by the Drug Price Transparency Program (DPT), the board will identify nine drugs and at least one insulin product that it determines may create affordability challenges for health care systems or high out-of-pocket costs for patients in Oregon based on criteria adopted by the board. The board will study the entire prescription drug distribution and payment system in Oregon and polices adopted by other states and countries that are designed to lower the list price of prescription drugs.
- **Licensing of Pharmaceutical Representatives SB 763 (2021).** Starting Jan. 1, 2022, a pharmaceutical sales representative license is required for those meeting certain requirements.

- **Oregon Reinsurance Program.** Key responsibilities include the collection of the quarterly health insurance premium assessment. The assessment is credited into the Health System Reinsurance Fund and reinsurance payments are issued from this fund to qualifying insurers.

Cost drivers for the financial programs' operation include size, complexity, number of domiciled companies, and financial condition of the institution or licensee. Generally, with declining economic conditions, there will be an increase in the workload of the program to ensure the entities remain safe and sound or return to safety and soundness. With improving economic conditions, we see an increase in the workload around securities, enforcement, and mortgage lending. If a state does not provide effective regulation, federal regulators could assume bank and credit union examination responsibility or depository entities could elect to move to a federal or other state charter. The lack of a state option for chartering banks, trust companies, and credit unions would reduce the variety and options for Oregon businesses and consumers.

The number of insurance companies doing business in Oregon, and thus subject to the program's rates and forms and market conduct requirements, also drives the cost. The number of professionals licensed to do business in the state; the ongoing innovation of insurance products; the increasing sophistication of the insurance industry, which increases the need to educate and protect consumers; and the implementation of new state and federal consumer protections also drive the cost of regulation. Federal health insurance policy uncertainty can drive the cost for both the program and the insurance companies doing business in Oregon.

The division works in partnership with local municipalities, nonprofits, consumer advocacy organizations, industry representatives, federal regulators, and other stakeholders in carrying out its mission.

Program Performance

Performance is measured by such metrics as how many complaints are resolved for Oregon consumers, how many licenses are issued, timeliness of transactions, the money it recovers in benefits for Oregon's families, and the number of examinations it conducts.

The division uses an outcomes-based performance management system. Outcomes focus on consumer protection through regulation, education, and assistance. We use the system to help us focus on our core processes to improve performance in critical areas. We focus on the processes required to accomplish our mission and on key desired outcomes.

1. The tables below demonstrate how the division protects consumers as they navigate the insurance and financial markets. The division helps consumers by resolving complaints, recovering benefits or monetary losses, completing investigations, carrying out legal actions against companies and people who violate the law, and conducting financial examinations. These functions help some of Oregon's most vulnerable populations while also promoting strong and effective markets.

Program	Licensees/registrants as of 12/31/2021	Calendar Year 2020		Calendar Year 2021	
		Complaints*	Exams	Complaints*	Exams
Insurance companies	1,570	2,789	11	2,700	11
Insurance producers	95,768				N/A
Banks and trust companies	16	123	12	89	12
Credit unions	20	74	17	99	14
Debt buyers	143	5		1	0
Mortgage lenders	1,082	39	78	73	49
Manufactured structure dealers	538	12		8	0
Mortgage servicers	217	257	19	284	3
Loan originators	17,437	Included with mortgage lenders		Included with mortgage lenders	N/A
Security investment adviser firms	2,191	60	112	54	33
Securities licensed individuals	175,810				N/A
Securities broker dealer firms	1,526		23		0
Consumer finance companies	114	34	141	32	115
Pawnbrokers	78	3	18	2	19
Payday loan and title companies	10	9		9	0
Check cashers	164	0	0	0	0
Collection agencies	774	15	N/A	23	N/A
Debt management companies	50	16		14	0
Money transmitters	199	117	0	119	0
Preneed program	204	2	0	2	0

*Note: Some complaints are not included in this table since this focuses on programs. Some complaints are tracked by topics such as "elder financial abuse, virtual currency, etc.," and some cases DFR does not regulate are tracked as "not regulated."

Calendar year	Number of consumer complaints resolved	Dollar amount of recovered benefits	Number of phone calls and inquiries	Number of investigations	Number of enforcement actions
2018	3,876	$4,217,290[a]	12,440	309[c]	111
2019	3,952	$2,505,891	12,527	207[c]	120
2020	3,716	$2,880,214	13,684	191	110
2021	3,652	$7,555,131[b]	13,405	179	115

[a] 2018 included one recovery of more than $1.5 million.
[b] 2021 recoveries include many 2020 wildfire season recoveries. DFR also began tracking recoveries for financial industry complaints and recoveries on escalated insurance cases that has not been tracked historically.

Funding Streams
The following fund regulatory programs:

- ***45 percent*** funded by assessments paid by insurance companies, banks, credit unions, and drug manufacturers authorized to conduct business in the state
- ***33 percent*** funded by licensing fees
- ***2 percent*** funded by examination billings
- ***16 percent*** funded by securities fees
- ***4 percent*** investment income, other revenue

Oregon Reinsurance Program Funding
The following fund the reinsurance program:

- Assessments (OF) Estimate $101.9 million
- Federal Waiver Estimate $120 million
- Operational Costs $120,000
- Program costs (reinsurance payments) $221.8 million

Note: Besides operating funds, the division collects and transfers these funds (2021-23 estimates) to other programs/agencies:

- Oregon State Police, Fire Marshal: Approximately $32.8 million
- General fund: Approximately $173.3 million
- Oregon Health Authority: Approximately $431 million

Significant Proposed Program Changes from 2021-2023
None.

Program Narrative
2021-2023 Accomplishments

1. Consumer protection and outreach

- Helped consumers resolve approximately 7,368 complaints, responded to 27,089 phone calls and inquiries, and recovered about $10.4 million in benefits in 2020 and 2021.
- Protected consumers from companies and producers (agents) that violate the law by closing 370 investigations of insurance producers and companies during 2020 and 2021.
- Took 225 enforcement actions in 2020 and 2021, including multistate settlements, deposited approximately $2.5 million in civil penalties into the general fund, and helped consumers get back more than $800,000 in restitution.
- Collaborated with the Department of Justice and the Oregon Construction Contractors Board to develop a consumer brochure to inform consumers how to avoid being a victim of scams and fraud related to disasters.
- Continued to work with Oregon AARP and the Oregon Department of Justice to present a series of events (Scam Jams) about common scams to offer practical advice about avoiding and fighting fraud. In 2021, DFR held the first Scam Jam in Spanish. Each event spotlights schemes that target older Oregonians and focuses on a different topics, including why people get scammed, protecting your finances and personal information, scams during natural disasters, romance scams, and tips and resources to help fight fraud.
- Promoted wildfire insurance resources through several virtual town halls.
- Updated the DFR website to highlight consumer information on disaster preparedness. Conducted outreach in Spanish and a radio campaign with the Confederated Tribes of the Umatilla Indians.

- Continued to publish quarterly summaries of division enforcement actions for industry and the general public.
- Conducted more than 212 education events in 2020 and 2021 for more than 17,200 Oregonians, including underserved communities, on topics such as financial literacy, home ownership, all lines of insurance, mortgage lending, identity theft, financial resiliency, and disaster preparedness.
- Adopted rules on mental health parity specifically for HB 3046 (2021). The bill provided clarity on the services covered underneath mental health parity and specified requirements for the use of nonquantitative treatment limits. Insurers must report to DCBS each year on behavioral health benefits and DCBS must report to the Legislature each year comparing insurers' coverage of mental health treatment or services to their coverage of medical treatments or services.
- Responded to natural disasters around Oregon to make sure consumers and business owners had the support they needed to recover. Efforts included providing education about "loss of use" and business interruption insurance. Conducted classes with businesses and homeowners about financial resiliency, which focused on ways to protect personal finances during a disaster.
- Consulted with tribal entities to develop a public service campaign that recognized the importance of protecting first foods and the value of prescribed burns while encouraging community members to prepare for wildfire season.
- Issued a bulletin to clarify expectations for property and casualty insurers on expediting claims handling for policyholders affected by wildfires.
- Conducted targeted market conduct examinations on 12 licensed insurers offering health benefit plans. The exam focused on compliance with the Oregon Reproductive Health Equity Act (RHEA) and revealed sources of noncompliance and necessary action to ensure compliance in the future.
- Continued to partner with the Oregon State Public Interest Research Group (OSPIRG) to represent the public during the health insurance rate review process by choosing certain rate filings to review and participating in public hearings.
- Developed designs for standard health plans with identical deductibles, co-payments, co-insurance, and out-of-pocket maximums. Standard plans make it easy for consumers to compare and shop. For the first time, introduced a standard bronze plan with co-pays for certain drug and doctor visits rather than 100 percent co-insurance cost sharing.
- Relaunched the public awareness campaign to promote division services to low-income and at-risk populations via bus ads, billboards, and online/social media marketing. This resulted in a major surge in online traffic to our website where Oregonians were able to find answers to their questions and file complaints.
- Conducted market conduct examinations of industry for compliance with virtual claims adjusting for private passenger auto and for total loss notification and calculation requirements.

2. Support a positive business climate

- Continued the annual Innovation Hub to help people and businesses introduce innovative products into Oregon. Partnered with industry to network and learn how professionals and regulators are working together to deliver innovative products and services to Oregon consumers.
- Participated on the Federal Emergency Management Agency's regional catastrophe roundtable.
- Leveraged resources through the National Association of Insurance Commissioners to gather data on the impact from wildfires.
- Completed the Conference of State Bank Supervisors' (CSBS) five-year reaccreditation of our banking program. Accreditation

ensures established standards are met and reduces regulatory redundancies.

- Worked closely with federal partners from the Federal Deposit Insurance Corporation and the National Credit Union Administration to conduct joint examinations of Oregon-chartered community banks and credit unions and enhanced cooperation between the two agencies.
- Continued to publish the division's quarterly industry newsletter "Common Ground," which contains information pertinent to the entities the division regulates.
- Conducted presentations and other learning sessions to continue to educate securities professionals on the reporting requirements of Senate Bill 95 (2017), the Suspected Financial Exploitation Mandatory Reporting requirements.
- Expanded the use of State Based System (SBS) and National Insurance Producer Registry (NIPR) to include the licensing of pharmaceutical sales representatives.
- Onboarded a software system called My Licensing Office (MLO) that replaced an outdated platform for pawnbrokers, certified providers, and manufactured structure dealer licenses. Implementing MLO allows licensees to renew their licenses with a user interface, reducing the requirement for paper renewals and streamline the process for licensees. MLO will also allow licensees to submit annual reports through a user interface.

3. Streamlined regulations for licensees and customers

- Continued to expand the use of the Nationwide Multistate Licensing System (NMLS) to adopt more features of the system and streamline the application process for student loan servicers.
- Began using the State Examination System (SES) for mortgage origination examinations, permitting companies to provide uniform information in response to standard examination inquiries and the ability to leverage examinations conducted by other states.
- Continued membership and active involvement in the Interstate Insurance Compact, which reviews certain insurance products (life, disability, and long-term care) before they can be sold in multiple states. The compact streamlines the approval process so that consumers have new insurance products available more quickly to them.
- Continued to work closely with other state and federal agencies in implementing health reform to ensure a uniform approach.
- Completed new product standards for Paid Family Medical Leave insurance.

4. Enhanced transparency about health care costs

Continued to provide clear information to inform consumers about health insurance rates:

- Posted rate information for health insurance, long-term care plans, and Medicare supplement plans at www.oregonhealthrates.org. Consumers can look up health insurance rate requests, comment online, or see how profitable insurers were in recent years.
- Broadcasted small group and individual health insurance rate hearings so consumers could watch live or view online later.
- Sought feedback on insurance advertising and began to modernize advertising review for a digital age to ensure products and their prices are advertised correctly to consumers. Partnered with the Senior Health Insurance Benefits Assistance program to address needs for seniors (Medicare) and disabled individuals.
- Published correspondence between DCBS and insurer actuaries to increase transparency and consumers' understanding of rate review.
- Supported statewide efforts to identify and provide information about cost drivers in the health care system.

5. Oregon Drug Price Transparency Program

- Provided public format for information and public comment during the annual public hearings for prescription drug pricing with panel moderators from the Oregon Legislature and Oregon Health Authority. Reported drug pricing information collected to the Oregon Legislature along with policy recommendations. Implementing plans for outreach to gather more information on drug prices paid by consumers.
- Launched a public transparency website to show drug price data reported by manufacturers (non trade-secret information).
- Increased registration and reporting compliance with manufacturers.
- Finalized enforcement procedures for manufacturer noncompliance and trade secret claims.
- Increased scope of data collected from insurers and enhanced software features to better manage billing and collections information.

6. Responded to COVID-19

- Reviewed 238 premium rate filing changes and reviewed and approved 590 form filing changes as a result of the effect of COVID-19.
- Adapted our examination process to successfully conduct safety and soundness examinations in a virtual environment.
- Conducted 16 mortgage servicing COVID-19 exams to ensure compliance with the Coronavirus Aid, Relief, and Economic Security Act.
- Worked to support both consumers and regulated entities throughout the COVID-19 pandemic.
- Secured an agreement with several health insurers to waive co-pays, co-insurance, and deductibles for COVID-19 testing and treatment when it becomes available.
- Completed desk audits of industry actions for compliance with issued emergency orders suspending cancellations and nonrenewal of insurance policies and providing a grace period for consumers to pay their premiums and report claims.
- Took enforcement action against multiple insurers for violating the emergency order prohibitions on policy cancellations and nonrenewals.
- Issued guidance and memorandums to keep regulated businesses informed and prepared on a number of topics, such as telehealth services, prescription drugs, auto insurance premium refunds, providing assistance to borrowers, licensees working from home, debt collection, pawnbrokers, and commercial liability for child care facilities.
- Issued several items to keep consumers informed during the pandemic, including topical news releases, social posts, and frequently asked questions, and fielded consumer calls and media interviews related to health insurance, telehealth services, business insurance, auto insurance, emergency orders on insurance deadlines, banks and credit unions, loans, mortgages, and coronavirus scams.
- Established two webpages and regularly updated them with insurance and financial services information related to COVID-19. The division regularly shares these resources with consumers and regulated entities.

2023-2025 Expected Results

- Implement new examination for debt buyers and routine examinations for money transmitters, student loan servicers, and check cashers.
- Use funds from regulatory settlement agreements to sponsor financial empowerment work conducted by nonprofit organizations that serve underserved communities. This will expand DFR's network of partner organizations to better reach

communities of color, youth, seniors, migrants, immigrants, people with disabilities, and other underserved communities.

- Further implement the State Examiner System (SES) for mortgage examinations to move toward uniformity in examinations and streamline the examination process for licensed companies.
- Continue with outreach campaigns to address the most relevant topics, such as wildfire preparedness, and respond quickly to catastrophic events that require specific and targeted outreach.
- Implement the Baseline Cybersecurity Exam developed by CSBS to combat the growing threat of cyber attacks in the financial system.
- Enhance the compliance and enforcement programs to have a stronger market intelligence focus that serves as an early warning system and allows swifter action to protect Oregon consumers.
- Continue the Oregon Reinsurance Program to help the health insurance industry keep individual health plan premium rates lower than if the program did not exist. The program operates like a traditional reinsurance plan by reimbursing qualifying individual health insurers for a percentage of an enrollee's claims between an attachment point and a cap.
- Continue to scrutinize health insurance rates and offer public hearing opportunities for Oregonians to engage in the health insurance rate review process through the Product Regulation unit. Continued rate review efforts will help the department work toward market stability and ensuring Oregonians across the state have access to health insurance coverage.
- Continue to review health benefit plans to ensure coverage of essential health benefits and health mandates. Review for 2023-25 will include continued efforts for ensuring compliance with the Reproductive Equity Act (House Bill 3391 – 2018); coverage of mental health services; and a focus on nondiscrimination in health plan design.
- Continue to obtain restitution and recoveries for consumers through aggressive and timely enforcement actions.
- Continue to increase investigations of financial elder abuse and provide training to the securities industry on the reporting requirements and provide resources to law enforcement and other state agencies in investigating and prosecuting financial elder abuse.
- Investigate and take enforcement action against companies and other people offering and selling miscellaneous insurance products that do not comply with Oregon law, including alternative health products that are not compliant with the Affordable Care Act and related Oregon law.
- Take enforcement action against prescription drug manufacturers failing to comply with the reporting requirements under the Prescription Drug Price Transparency Reporting Act, HB 4005 (2018).
- Take enforcement action against insurers for failing to comply with the requirements of the Reproductive Health Equity Act, HB 3391 (2017).
- Work closely with consumer advocacy organizations, medical providers, and insurers to develop and implement state standards around health care network adequacy, improve cost transparency, and achieve a sustainable health insurance market in Oregon.
- Continue administration of the Oregon Reinsurance Program to help stabilize the individual health insurance market.
- Continue to develop and strengthen relationships with licensees and consumer advocacy organizations in all aspects of the businesses we regulate – from insurance to consumer finance – to help the department implement comprehensive and effective rules and policies.
- Enhance our supervision and oversight of financial and insurance institutions to leverage best practices across industries, anticipate and adapt to innovations in the market, and strategically address

emerging products and issues to promote innovation without compromising consumer protection.
- Help Oregonians who need help with financial or insurance products through the division's outreach and education program by producing/publishing outreach material in multiple languages.
- Combine individual program complaint filing processes and develop an improved website that takes a holistic view of educating consumers about the financial industry.
- Strengthen our relationship with other agencies engaged in similar work.
- Increase the information provided on drug prices paid by consumers and percentage of manufacturer compliance with drug price transparency registration and reporting. Make more data from manufacturer reports available on the drug price transparency website and continue to improve reporting capabilities and data collection.
- Prescription Drug Affordability Board: Develop rules to conduct affordability reviews and manufacturer fee development. Conduct affordability reviews, study the pharmaceutical supply chain and make recommendations to the legislature on ways to protect Oregonians and our health care system from the high cost of prescription drugs.

Revenue Sources

Other funds, primarily fees and assessments paid by companies and licensees, finance the Division of Financial Regulation:
- Annual assessments on banks and credit unions
- Annual assessments and fees on student loan servicers
- Insurance premium assessments
- Annual assessments and fees on drug manufacturers
- License and registration fees on regulated entities
- Charges for services
- Examination fees
- Federal grant (Reinsurance Program Federal Waiver)
- Investment income
- Workers' compensation premium assessment
- Fines and penalties

Although the division does not receive a general fund appropriation, it does collect retaliatory taxes from out-of-state insurance companies, which it transfers to the state general fund for general government purposes. The retaliatory tax is collected from insurance companies based on the tax rate in each company's domestic state. The division also transfers to the general fund premium taxes on surplus lines and fines assessed on insurers and producers. We estimate $144 million in retaliatory taxes for 2023-25 biennium.

The division uses securities fees charged for the registration of offerings and licensing people and entities to fund administration of securities law, meet legislatively authorized expenditures, and maintain a prudent fund balance. The division transfers surpluses to the general fund. For the 2023-25 biennium, the Securities Program estimates a $27.7 million transfer to the general fund.

Division of Financial Regulation Assessments and Fees

Annual assessments on insurance premiums, banking assets, credit union assets, drug manufacturer fees and assessments, student loan servicing assessments, licensing and registration fees, examination fees, and securities licensing and registration fees primarily fund DFR.

The entities for which there are DFR fees and assessment include:
- Insurance companies and agents
- Captive insurers
- Legal expense organizations

- Purchasing groups
- Risk retention groups
- Car rental agencies
- Life settlement brokers
- Firms selling service contracts
- Companies selling vehicle theft protection products
- Companies selling portable electronics insurance
- Provider networks
- Self-service storage facilities
- Pharmacy benefit managers
- Pharmaceutical sales representatives
- Drug manufacturers
- State-chartered banks and credit unions
- Mortgage lenders, loan originators, and loan servicers
- Student loan servicers
- Non-depository financial companies
- People and companies selling securities

State-chartered banks and credit unions pay annual assessments based on fee schedules that are in administrative rule. In recent years, mergers and acquisitions in the banking industry have led to declining assessment revenue. As a result, we have reduced expenditures and shifted staff resources. Assessments for both programs are evaluated annually and no significant changes are expected during the 2023-25 biennium.

Oregon-certified funeral providers contribute to the Funeral and Cemetery Consumer Protection Fund, which provides restitution for consumers who prepay for funeral services and merchandise as part of "preneed" or "prearrangement" contracts. If a funeral home or cemetery cannot provide the services or merchandise that a customer paid for, a consumer may receive restitution from this fund.

DFR also licenses companies and people who sell and register securities offerings. These fees fund the securities program, and the excess fees are transferred to the general fund. Securities fees are reviewed in even-numbered years. Statute requires that Oregon's security fees be set as nearly as possible to the median of the fees charged for similar securities by the regulatory agencies in all other states. As a result, Oregon's securities fees depend on the actions of the regulatory bodies in other states.

Insurance companies authorized to conduct business in Oregon pay an annual assessment on insurance premiums to partially fund insurance regulation. The premium-weighted average of the percentage rates may not exceed 0.09 percent of gross premiums. DFR determines the insurance assessment by determining the amount of the legislatively approved expenditures for insurance regulation that are not covered by insurance licensing fees. Assessment revenue is divided among the four major insurance industry segments based on the percentage of time spent by DFR staff members on regulation of the industry area. Because of the statutory definition of the assessment, the assessment rates vary by small amounts each year. Over the period fiscal year 2014 to fiscal year 2022, the average rates have varied between 0.036 percent and 0.0523 percent. Future rates will depend on the growth of expenditures and the growth of insurance premiums. If insurance premiums do not grow, the average assessment rate may need to increase to cover expenditures.

Insurance Taxes

DCBS collects several taxes that are submitted directly to the general fund. The retaliatory tax is a quarterly tax that equalizes the tax on insurance companies headquartered out of state doing business in Oregon with the company's tax burden in their home state. The surplus lines tax is a quarterly 2 percent tax levied on all surplus lines

premium in Oregon. The ocean marine tax is an annual 5 percent tax on ocean marine insurance underwriting profit.

The forecast for these insurance taxes is updated quarterly. Forecasts are based on actual collections and the Oregon Office of Economic Analysis' latest economic forecasts. The retaliatory tax fluctuates depending on economic conditions in Oregon and all other states. No changes in the insurance tax rates are anticipated during the 2023-25 biennium.

Health System Reinsurance Fund

HB 2010 (2019) extended the Health System Reinsurance Fund. The fund provides monies to the Oregon Health Authority and the Oregon Reinsurance Program at DCBS. It is funded by an assessment on health insurers. It also received a one-time transfer from the Health Insurance Marketplace Fund and the Oregon Medical Insurance Pool.

The Oregon Reinsurance Program is funded by a quarterly assessment rate of 2 percent on earned premiums of health insurers and the Public Employees Benefit Board (PEBB). No change in the current assessment rate is expected during the 2023-25 biennium.

Proposed Legislation

HB 2274 Securities Law Update. This concept is intended to update Oregon's securities laws, some of which are significantly out of date and do not reflect establish best practices and national models. It will also address issues related to the confidentiality of records involved in securities investigations and enforcement actions.

HB 2277 Third-party Administrator (TPA) Regulation. TPAs are licensed entities that administer health benefits on behalf of insurers or employers. The department has experienced difficulties in resolving consumer complaints involving TPAs, in part, due to ambiguities in Oregon's TPA laws. This concept is intended to clarify the department's authorities in this area to ensure that consumer issues involving TPAs can be addressed as effectively as possible.

HB 2282 Health Insurance Update. Since 2011, the department has introduced bills that align Oregon law to the Patient Protection and Affordable Care Act (ACA) to preserve the gains made by the federal law and make other technical changes to improve Oregon's regulatory framework for health insurance. The department intends to use the placeholder to advance any consumer protections or market stabilization measures that may prove necessary to respond to the changing health reform landscape.

Base Budget

Agency Request: $273,087,920 – Pos.: 185 FTE: 185.00
Governor's Recommended Budget: $273,087,920 – Pos.:185 FTE: 185.00
Legislatively Adopted Budget: $273,087,920 – Pos.: 185 FTE: 185.00

The base budget request is the 2021-23 Legislatively Adopted Budget and administrative changes approved by the Department of Administrative Services through February 2020 and roll-up of salary costs.

Essential Packages

Essential Package No. 010 – Non-PICS Service Adjustment
Agency Request: $34,288
Governor's Recommended Budget: $34,288
Legislatively Adopted Budget: $$34,288

Essential Package No. 021 – Program Adjustments
Agency Request: $29,216
Governor's Recommended Budget: $29,216
Legislatively Adopted Budget: $29,216

Essential Package No. 022 – Phased-out Programs and One-time Costs
Agency Request: ($210,081,900)
Governor's Recommended Budget: ($210,081,900)
Legislatively Adopted Budget: ($210,081,900)

Essential Package No. 031 – Cost Adjustment for Inflation and Price List Items
Agency Request: $1,049,171
Governor's Recommended Budget: $1,049,171
Legislatively Adopted Budget: $1,049,171

Essential Package No. 032 – Above Standard Inflation
Agency Request: $194,745
Governor's Recommended Budget: $194,745
Legislatively Adopted Budget: $194,745

Essential Package No. 040 – Mandated Caseload & Costs
Agency Request: $0
Governor's Recommended Budget: $0
Legislatively Adopted Budget: $0

Essential Package No. 050 – Fund Shifts/Revenue Reductions
Agency Request: $0
Governor's Recommended Budget: $0
Legislatively Adopted Budget: $0

Essential Package No. 060 – Technical Adjustments
Agency Request: $1,031,490
Governor's Recommended Budget: $1,031,490
Legislatively Adopted Budget: $1,031,490

Current Service Level (CSL) Budget

Agency Request: $65,344,930 – Pos.: 185 FTE: 185.00
Governor's Recommended Budget: $65,344,930 – Pos.: 185 FTE: 185.00
Legislatively Adopted Budget: $65,344,930 – Pos.: 185 FTE: 185.00

The division's CSL budget is the total of the base budget request plus essential packages. Approval of the CSL continues current operations through the 2023-25 biennium.

Policy Package No. 070 – Revenue Shortfalls
Agency Request: ($1,475,018) – Pos.: (6) FTE: (6.00)
Governor's Recommended Budget: ($2,419,028) – Pos.: (6) FTE: (6.00)
Legislatively Adopted Budget: ($2,419,028) – Pos.: (6) FTE: (6.00)

Modified Current Service Level (CSL) Budget

Agency Request: $63,869,912 – Pos.: 179 FTE: 179.00
Governor's Recommended Budget: $62,925,902 – Pos.: 179 FTE: 179.00
Legislatively Adopted Budget: $62,925,902 – Pos.: 179 FTE: 179.00

The division's modified CSL budget is the total of the CSL budget minus the revenue shortfall policy package 070. Approval of the modified CSL continues current operations through the 2023-25 biennium.

Policy Packages

Essential Package No. 090 – Analyst Adjustments
Governor's Recommended Budget: $0
Legislatively Adopted Budget: $0

This package fund shifts $51,646 in General Fund in Pension Obligation Bond costs to Other Funds to address budgeted expenditures inadvertently left over after the development of Current Service Level.

The package also transfers an additional $34.9 from the Health Systems Fund to the Oregon Health Authority to reflect a change in the assumed sunset date for revenues paid into the fund, bringing the total transfer to $584.3 million for the biennium.

Policy Package No. 102 – Division of Financial Regulation – Oregon Reinsurance Program
Agency Request: $221,920,000 – Pos.: 0 FTE: 0.00
Governor's Recommended Budget: $221,920,000 – Pos.: 0 FTE: 0.00
Legislatively Adopted Budget: $221,290,000 – Pos.: 0 FTE: 0.00

Purpose: The Oregon Reinsurance Program, created during the 2017 legislative session, spreads the risk of high-cost claims among all insurance companies to steady rates in the individual health market. The program is designed to stabilize the individual market and encourage insurance companies to offer plans in more parts of the state.

How Achieved: The Oregon Department of Consumer and Business Services manages the Oregon Reinsurance Program (ORP). House Bill 2391 (2018) imposed a 1.5 percent assessment on commercial health benefit plan premiums for eight calendar quarters beginning at plan renewals on or after Jan. 1, 2018. HB 2010 (2019) increased the assessment rate to 2 percent and extended the Oregon Reinsurance Program through 2026. The bills also established an assessment on premium equivalents for managed care organizations and Public Employees Benefit Board (PEBB) health benefit plans.

The ORP has helped reduce individual market rates. In 2020 and 2021, individual rate increases were respectively 7.5 and 8.3 percentage points lower than they would have been without reinsurance, which benefits all Oregonians using the individual market, including communities of color.

DCBS has established administrative rulemaking to establish the attachment point, reinsurance cap, and co-insurance rate for the program. An insurer offering a reinsurance-eligible health benefit plan will be eligible for a reinsurance payment when the claims costs for a reinsurance eligible individual's covered benefits in a calendar year exceed the defined attachment point. The reinsurance payment shall be the product of the co-insurance rate and the issuer's claims costs that exceed the attachment point, up to the reinsurance cap.

List Staff Impact: N/A

Quantifying Results: DFR uses a performance measurement system based on core business functions and desired outcomes. This system will track and report performance of the Oregon Reinsurance Program. Measures may include, but not be limited to, revenues received, expenses, and reporting requirements, and times to process. The goal for measuring results is to ensure the program is operating within

established parameters, validate company reporting and payments, validate actuarial estimates, and aid in program oversight and planning.

Revenue Sources:

- Federal pass-through funding (1332 Waiver)
- 2 percent assessment

Policy Package No. 103 – Division of Financial Regulation – Information Systems Examiners
Agency Request: $262,175 – Pos.: 1 FTE: 0.88
Governor's Recommended Budget: $262,175 – Pos.: 1 FTE: 0.88
Legislatively Adopted Budget: $262,175 – Pos.: 1 FTE: 0.88

Purpose: The Division of Financial Regulation (DFR) regulates state-chartered banks, credit unions, and insurers. DFR conducts IT examinations of our regulated banks, credit unions, and insurance institutions. These are conducted as part of the larger examination of the institution, not as stand-alone examinations. For banks and credit unions, the division has two positions, both were financial examiner 3 (FE3), a level 30 position, dedicated to the IT portion of exams that were recently reclassified to the information systems specialist 7 (ISS7) to address issues with the FE3 classification, limiting the pool of applicants with the skill set necessary to complete an IT examination.

The division maintains accreditation through the National Association of Insurance Commissioners (NAIC), which includes meeting certain standards for analysis and examination work that require sufficient qualified staff members and resources and appropriate use of specialists. The division received feedback that our examiner performing the IT work was adequate, but the examiner needed to work on obtaining a certified information systems auditor (CISA) or the advanced encryption standard (AES) designation to show the proper credentials to conduct the work.

Similar to the insurance side of the house, the division maintains bank accreditation through the Conference of State Bank Supervisors (CSBS), which includes meeting certain standards for our ability to charter, examiner, supervise and regulate all state-chartered banks. The standards for bank accreditation are set forth in the Accreditation Handbook for State Agencies (AHSA) that requires that the division has "adequate examination procedures and a sufficient number of trained examiners to rate the risk associated with information technology within a financial institution, include an adequate assessment of cybersecurity."

For the IT portion of the examination, we need people who are educated in IT either through a formal process or through experience to perform the IT portion of the exam. They must be able to obtain IT-appropriate certifications, such as CISA or AES rather than insurance, bank, credit union, or nondepository designations.

Currently, the division regulates 25 credit unions, 12 banks and three state-chartered trust companies. A typical exam cycle for the IT exam takes three weeks, with larger institutions taking longer. Currently, all our financial institutions are in satisfactory condition and, therefore, are on 18-month examination cycles, except, due to relative size, seven credit unions and one bank are on annual review cycle. Trust companies require two weeks to complete a high-level review, but would need a full three weeks to review at the same depth as our banks and credit unions.

Currently, the division regulates approximately 40 insurance institutions that are examined on a five-year cycle. We have an additional ten or so health care service contractors that are examined

typically every three years. The examination process is heavily directed by the examination guidelines and expectations set forth by the NAIC and the examination work has been expanding over the years, typically increasing the time and complexity of these exams. The average full scope IS examination takes between 80 and 120 hours, with health care service contractors taking longer to complete because they have more sensitive data that requires a higher level of testing. Property and casualty companies typically take less time.

Type of company	Number of companies	Divided by exam cycle (Number of years between exams)	Equals: Total number of exams per year	Multiplied by number of hours for average IT exam	Total exam hours per year
Regular bank	11	1.5	7.33	120	880
Large bank	1	1	1	160	160
Credit unions	18	1.5	12	120	1,440
Large credit union	7	1	7	120	840
Trust companies	3	1	3	80	240
Insurance institutions	40	5	8	100	800
Health care service contractors	10	3	3.33	120	400
				Total exam hours	4,760

Using 1,190 hours per examiner available to engage in examinations per year to maintain the above schedule, the division needs up to four FTE examiners to cover the IT examinations for banks, credit unions, and insurance.

How Achieved: The division currently has two dedicated IT examiners to cover the required bank, credit union, and insurer IT examinations. The division requests one additional ISS7 FTE to attract qualified staff members to perform IT examinations under the cycle required to maintain accreditation.

List Staff Impact: The Department of Consumer and Business Services, Division of Financial Regulation, requests authority to establish the following positions:

- 1 – ISS7 (OAS C1487 IP, SR 31), permanent full-time, 21 months

Quantifying Results: Perform IT examinations using qualified IT examiners of state-chartered banks, credit unions, and chartered trust companies on either a one-year or 18-month examination cycles as required by accreditation or examination standards. Perform IT examinations of insurance institutions on a five-year cycle and health care service contractors every three years.

Revenue Source: Funding for this position is derived from assessments to state-chartered banks, credit unions, and trust companies and certificate of authority and examination fees paid by admitted insurers.

Policy Package No. 104 – Division of Financial Regulation – Nondepository Licensing
Agency Request: $410,036 – Pos.: 2 FTE: 1.76
Governor's Recommended Budget: $410,036 – Pos.: 2 FTE: 1.76
Legislatively Adopted Budget: $410,036 – Pos.: 2 FTE: 1.76

Purpose: The Division of Financial Regulation (DFR) regulates a wide variety of nondepository (NDP) entities, from mortgage lenders and mortgage servicers to payday lenders and pre-need funeral trust providers.

DFR handles the licensing responsibility through a team of four FTE licensing examiners broken down into two FTE that handle mortgage lending, mortgage servicers, and mortgage loan originators (MLOs), the largest of the NDP programs. The remaining two FTE handle the remaining NDP programs.

Licensing work is carried out using one of two database systems. Most of our licensing programs are handled through a nationwide database called the Nationwide Multi-State Licensing System (NMLS) that allows ease of licensing across states in a variety of NDP license areas. In Oregon, we use it for all mortgage, consumer finance, payday, title, debt buyer, debt management service provider, collection agency, and money transmitter licenses. The programs on NMLS are almost entirely paperless, with only a few items still required to be submitted in paper, such as the Oregon-specific consumer financial annual report we plan to replace with the NMLS consumer finance call report when NMLS has that ready to roll out.

While NMLS has made some processes easier and more efficient, using NMLS does require an additional fee paid by the licensee. To alleviate the cost to small businesses, we have elected not to add some of our smaller programs onto NMLS. Instead, we use MyLicense Office (MyLO) for our check casher, pawnbroker, and manufactured structure dealer programs and we will be moving all pre-need programs onto the MyLO system. These programs are still paper based for the original application, but we have been able to accept electronic amendments as part of the renewal, as well as the renewal itself, via the MyLO system, which has allowed for some increased efficiency.

The graph below shows how nondepository (NDP) licensing has increased by about 73 percent since 2016:

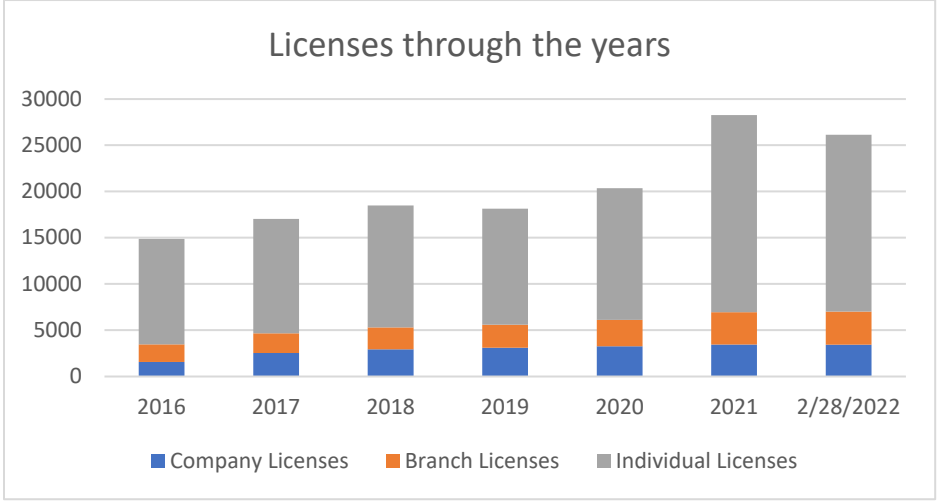

The increase in individual license counts in the chart above somewhat distracts from the approximate 120 percent increase in company licenses (and the 89 percent increase in branch licenses) better illustrated in the following graph:

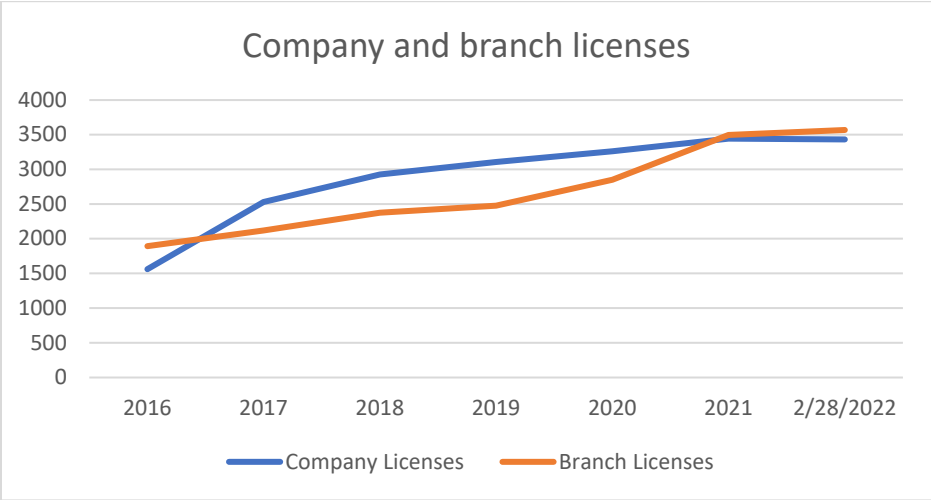

With the increase in licensed entities, division staff members struggle to timely process the increased number of license applications. The graph below shows the drastic increase in processing times between 2019 and 2021.

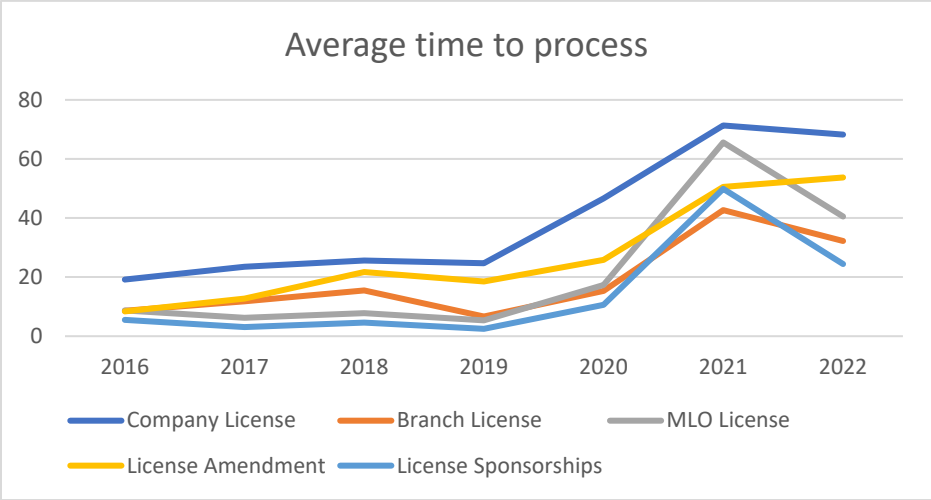

While it is the only license for individuals we process, the vast majority of the licenses that we process are for mortgage loan originators, as shown in grey in the charts and graphs above. Statistics show that approximately 30 percent of the loan originators in the United States are Black, Latino/Latina/Latinx, Asian American, or Native American. Although the number of license applications has leveled off, these applicants are currently waiting almost four times longer today for us to approve their licenses, which impedes their ability to work to support themselves and their families.

How Achieved: NDP licensing staffing levels have not increased to align with growing industry numbers. As a result, our service level has declined. The division has employed temporary employees and reassigned internal staff members to help with the increased workload. However, even with these measures, the time to process NDP licenses and registrations has doubled. The desired processing time to process NDP licenses ranges from 14 to 30 days. Our current processing time has increased to approximately 21 to 70 days.

DFR requests an increase in staff members to achieve and maintain desired processing times to effectively serve our licensees.

List Staff Impact: The Department of Consumer and Business Services, Division of Financial Regulation, requests authority to establish the following positions:

- 1 – Financial Examiner 1 (OAS C5275 AP, SR 24), permanent full-time, 21 months
- 1 – Financial Examiner 2 (OAS C5676 AP, SR 27), permanent full-time, 21 months

Quantifying Results: Achieve and sustain desired service level of processing NDP applications within 14 to 30 days.

Revenue Source: Funding for these positions is derived from licensing fees paid by NDP regulated entities.

Policy Package No. 105 – Division of Financial Regulation – Insurance Institutions Section
Agency Request: $252,607 – Pos.: 1 FTE: 0.88
Governor's Recommended Budget: $252,607 – Pos.: 1 FTE: 0.88
Legislatively Adopted Budget: $252,607 – Pos.: 1 FTE: 0.88

Purpose: The Division of Financial Regulation (DFR) regulates the financial solvency of Oregon-admitted insurers through our Insurance Institutions Section (IIS). The IIS is staffed with insurance examiners and insurance analysts. Our insurance analysts review routine quarterly and annual financial filings to ensure insurers are financially sound. Analysts must alert DFR management of insurers that may need additional scrutiny or oversight to ensure they remain solvent to provide insurance coverage to Oregonians.

At the present time, we have 39 insurers required to submit the following filings each year:

Filing	Filing date	Review deadline
Preliminary review	March 1	March 15
Annual review	March 1	April 30 if company is troubled June 30 if preliminary review not completed by March 15 July 31
Statement of Actuarial Opinion	March 1	April 30 if company is troubled June 30 if preliminary review not completed by March 15 July 31
AOS (if P&C) / RAAIS (if Life)	March 15	May 14 if troubled or priority insurer July 13 if not troubled or priority insurer
Management Discussion and Analysis	April 1	Sept. 30 if troubled or priority insurer Nov. 29 if not troubled or priority insurer
Form B and C	April 30	June 29 if troubled or priority insurer Aug. 28 if not troubled or priority insurer
ERM	April 30	June 29 if troubled or priority insurer Aug. 28 if not troubled or priority insurer
1st Quarter Financials	May 15	July 14 if troubled or priority insurer Aug. 13 if not troubled or priority insurer
Audited Financials & Qualification Letter	June 1	July 31 if troubled or priority insurer Sept. 29 if not troubled or priority insurer
Corporate Governance Annual Disclosure	June 1	Sept. 30 if troubled or priority insurer Nov. 29 if not troubled or priority insurer
CPA Internal Control Report	Aug. 1	Sept. 30 if troubled or priority insurer Nov. 29 if not troubled or priority insurer
Management Internal Control Report	Aug. 1	Sept. 30 if troubled or priority insurer Nov. 29 if not troubled or priority insurer
Own Risk Solvency Analysis	Aug. 1	Oct. 31 if lead state Dec. 31 if not lead state

Filing	Filing date	Review deadline
2nd Quarter Financials	Aug. 15	Oct. 14 if troubled or priority insurer Nov. 13 if not troubled or priority insurer
3rd Quarter Financials	Nov. 15	Jan. 14 if troubled or priority insurer Feb. 13 if not troubled or priority insurer

The division engages in our analysis of these filings in accordance with standards required to maintain accreditation through the National Association of Insurance Commissions (NAIC). Accreditation is integral to the state insurance regulation system, thus maintaining accreditation is a division priority. The standards for accreditation are set forth in the Accreditation Program Manual (APM) and set specific standards for financial analysis work.

In addition to the analyst's review of the routine filings, the APM sets forth the requirement for appropriate supervisory review of analysts' work. Supervisory review is to be conducted by the "analyst's supervisor or a senior-level analyst whose job functions include such review duties."

The APM also addresses the requirement that we maintain sufficient qualified staff and resources. Supervisors are expected to have backgrounds in finance related areas and college degrees in finance and accounting. The APM notes that experience can be shown with designations and credentials. Based upon the notation in the APM and our experience with NAIC accreditation, we have required our supervisors have a CFE designation. This sufficiently demonstrates that they have the requisite expertise to meet the accreditation standards to perform supervision of our analysts.

The expertise is necessary because the supervisor must conduct an in-depth and challenging review of the analysts' work. The supervisor is expected to provide substantive review notes regarding the overall quality of the work and whether all material matters were identified and discussed.

The accreditation standards require that the review be "performed within two to three weeks of the completion of the original analysis." However, for the division to be considered timely in our analysis work, both the original analysis and the supervisor's review must be completed within the overall deadline set by the accreditation standards. This means there are times where the analyst doesn't get the work completed timely so that the supervisor will have the full two to three weeks to review the analyst's work in order for us to meet accreditation timelines. In reality, the supervisor may have only a day or so to complete a supervisory review in order for us to make the required deadline.

At the present time we have seven analysts, including one who specializes in the captive insurers, which are not part of the 39 insurers that file the routine filings listed previously. DFR has one senior financial analyst (SFA) to review the work of the seven analysts performing the reviews of the 39 insurers in addition to our captive insurers. Many of our supervisory reviews were not completed within the overall deadline because the excessive workload exceeded the workload capacity of our one senior financial analyst. The table below illustrates the time it took to process filings in 2021:

Supervisory Review of Filings		
Filing	**% Timely**	**Average Days Under Review**
1st Quarter Financials	60%	58.60
Holding Company Review	75%	6.89
2nd Quarter Financials	100%	2.50

Filing	% Timely	Average Days Under Review
3rd Quarter Financials	100%	4.00
ERM	62%	27.95
Corporate Governance Annual Disclosure	71%	19.76
Own Risk Solvency Assessment	67%	35.67

Given that DFR is tracking more filings in 2022, even with improvements we have made to help ensure analysts complete their work timely, we will still expect to have an excessive workload in a short period of time for our one senior financial analyst to accomplish the required supervisory reviews timely.

How Achieved: DFR requests one Operations and Policy Analyst 3 to function as a second senior financial analyst. This will allow us to ensure that we meet the requirement to have sufficient qualified staff and resources as required under NAIC accreditation standards to timely and adequately perform supervisory reviews.

List Staff Impact: The Department of Consumer and Business Services, Division of Financial Regulation requests authority to establish the following positions:

- 1 – Operations and Policy Analyst 3 (MMN X0872 AP, SR 30), permanent full-time, 21 months

Quantifying Results: Achieve and sustain desired service level of reviewing insurer filings to maintain NAIC accreditation.

Revenue Source: Funding for the position is derived from the annual insurer assessment.

Policy Package No. 106 – Division of Financial Regulation – Prescription Drug Affordability Board
Agency Request: $2,471,178 – Pos.: 6 FTE: 6.00 (DFR portion only)
Governor's Recommended Budget: $2,471,178 – Pos.: 6 FTE: 6.00 (DFR portion only)
Legislatively Adopted Budget: $2,471,178 – Pos.: 6 FTE: 6.00 (DFR portion only)

Purpose: Senate Bill 844 (2021) established a five-member Prescription Drug Affordability Board in the Department of Consumer and Business Services (DCBS) to review the affordability of prescription drugs sold in Oregon.

The members of the board are appointed by the governor and subject to Senate approval. The board will meet publicly to review drugs meeting certain cost or price increase thresholds. In an affordability review, the board will determine whether a drug presents affordability challenges to Oregon patients or health systems or health inequities for communities of color in Oregon. The review considers the price of the drug, drug rebates or discounts, the cost of the drug to health plans, patient access, alternatives to the drug, the average insurance co-payment for the drug, and any more information provided by the drug's manufacturer.

DCBS was directed to appoint an executive director for the board and provide staff support. DCBS was granted the authority to employ consultants, investigators, or other staff members necessary for the board to carry out the functions of the board.

SB 844 appropriated $1,786,192 General Fund revenue for the 2021-23 biennium to DCBS to implement the program. DCBS must pay back the General Fund after board fees have been established and

assessed to fund the program. The General Fund must be paid back by June 30, 2023.

This policy option package documents the shift from General Fund revenue to Other Fund revenue to fund the program.

How Achieved: DCBS established eight positions deemed necessary to implement the new program.

PDAB went into effect Jan, 1, 2022, however, the executive director wasn't hired until March 2022. Board members were appointed by the governor in May 2022 and confirmed by the Senate in June 2022; additional board staff members were hired in June 2022. The delay in hiring staff members has delayed the fee setting process. Fees must be set in administrative rule and be imposed based on a manufacturer's share of gross revenue from the sales of prescription drugs in this state. Establishing such fees will required extensive stakeholder input. Given the complexity of the fee structure, the establishment of fees won't be finalized until early 2023.

List Staff Impact: The Department of Consumer and Business Services, Division of Financial Regulation and Shared Services Division request authority to continue the following positions to be funded by Other Fund revenue derived from fees assessed against drug manufacturers to fund the program:

- 1 – Compliance and Regulatory Manager 2 (MMS C7114 AP, SR 33), permanent full-time, 24 months
- 1 – Project Manager 3 (MMN C0856 AP, SR 32), permanent full-time, 24 months
- 2 – Operations and Policy Analyst 3 (OAS C0872 AP, SR 30), permanent full-time, 24 months
- 1 – Research Analyst 4 (OAS C1118 AP, SR 30), permanent full-time, 24 months
- 1 – Administrative Specialist 2 (OAS C0108 AP, SR 20), permanent full-time, 24 months
- 1 – Information Systems Specialist 7 (OAS C1487 IP, SR 31), permanent full-time, 24 months
- 1 – Information Systems Specialist 6 (OAS C1486 IP, SR 29), permanent full-time, 24 months

Quantifying Results: The board must meet annual legislative reporting requirements established by SB 844 that include:

- Reporting price trends for specified prescription drugs
- Affordability reviews conducted
- Recommendations, if any, for legislative changes necessary to make prescription drug products more affordable in this state

Revenue Source: Funding for the program is derived from fees assessed against manufacturers of prescription drug products sold in Oregon.

Policy Package No. 107 – Division of Financial Regulation – Consumer Education and Advocacy
Agency Request: $695,825 – Pos.: 3 FTE: 2.64
Governor's Recommended Budget: $695,825 – Pos.: 3 FTE: 2.64
Legislatively Adopted Budget: $695,825 – Pos.: 3 FTE: 2.64

Purpose: The Division of Financial Regulation protects Oregonians' access to fair products and services through education, regulation, and consumer assistance. The division ensures the safety and soundness of financial institutions, the availability and affordability of financial products, and the fair treatment of consumers. Functions include licensing, regulating, and monitoring the conduct of banks, credit unions, financial services providers, health care service contractors,

insurance companies, and licensed or registered agents of such entities. Unfortunately, the teams to carry out these functions have grown quite large, with managers managing more than 20 people per team while also functioning as working managers. The division recently reduced the largest team to a more manageable size by repurposing a nonsupervisory position to a supervisory position, but that was the only such position available to the division to carry out this change.

The Consumer Education and Advocacy team is the face of the division to Oregon consumers and provides information, education, and one-on-one assistance to the public. Members of this team answer inquiries and work directly with regulated entities to help resolve complaints and issues, using the data and information to detect trends and emerging issues that inform our outreach, policy, compliance, and enforcement strategies. The Consumer Education and Advocacy team is also responsible for developing active strategies and curricula for enhancing consumers' financial literacy and general knowledge of their options, rights, and responsibilities regarding the industries we regulate.

The team is comprised of a consumer advocacy program coordinator, a senior consumer advocate, 10 consumer advocates, one student loan ombudsman, two compliance specialists, two public service representatives, a consumer outreach liaison, and three financial outreach coordinators. These 21 people are all directly supervised by one section manager.

The team handles a high volume of complaints each year:

Calendar year	Number of consumer complaints resolved	Dollar amount of recovered benefits
2018	3,876	$4,217,290[a]
2019	3,952	$2,505,891
2020	3,716	$2,880,214
2021	3,652	$7,555,131[b]

[a] 2018 included one recovery of more than $1.5 million.
[b] 2021 recoveries include many 2020 wildfire season recoveries. DFR also began tracking recoveries for financial industry complaints and recoveries on escalated insurance cases not tracked historically.

By far, the largest number of complaints that the team handles is from the insurance industry with the number topping out at 2,236 complaints in 2021. There are nine advocates assigned to handle these complaints with one senior consumer advocate and a consumer advocacy program coordinator helping as a lead worker to work-escalated complaints, issues of first impression, and fill in where needed. Unfortunately, that's a near constant need and, due to heavy case volumes, both positions have their own cases that are not simply escalated cases, but are an overflow from the current high volume as advocates are averaging more than 308 intakes a year. At the same time, complaint work is becoming more time consuming and complex. Advocates are engaging in more communication with the interested parties and reviewing more documents with each complaint they work. The average attachments to each complaint file, which represents documents related to the complaint, and average notes per complaint file, which represents the advocates' documentation of interactions on the complaint, reflects the increase in work per complaint. In addition, advocates must work on complaints longer than they were before, causing the percent of complaints with a last action in less than 60 days to decrease from almost 83 percent of complaints to 73.7 percent of all complaints.

Calendar year	Average attachments per complaint	Average notes per complaint	Total attachments and notes per year	% of complaints with last action in less than 60 days
2018	5.2	6.9	28,394	82.9%
2019	5.8	7.2	29,409	81.7%
2020	6.3	7.7	29,195	80.0%
2021	6.6	8.3	32,429	73.7%

In addition to handling complaint case files, advocates are responsible for handling incoming calls and responding to emails from consumers.

Calendar year	Number of insurance calls	Number of financial calls[c]	Number of support calls[d]	Number of insurance emails	Number of financial emails[e]
2018	7,661	0	2,687	2,092	0
2019	8,965	587	1,652	1,323	0
2020	6,150	1,431	1,771	1,029	0
2021	8.065	1,530	2,105	1,207	498

[c] These were not tracked in 2018.
[d] This includes all Spanish calls.
[e] These were not tracked until 2021.

This is not a program in which the division can choose whether to allocate resources, such as whether to conduct an exam or take an enforcement action. In advocacy, if a consumer calls with a problem with our regulated entities, the advocates look into the matter to determine if we have jurisdiction over the issue, so the team needs sufficient resources to handle whatever may come its way. Our advocates provide a free resource for our most underserved and under-resourced communities to access to ensure that they are receiving the proper benefit of their insurance and that their financial services providers have complied with state and federal laws we regulate. With the current intake level, the team is stretched too thin and is using resources meant to do other work to cover intake. With another advocate, the advocacy team handling insurance complaints should stabilize.

In contrast, we have a smaller number of banking, credit union, and other financial institution complaints with just 89 banking complaints, 105 credit union complaints, and 58 securities complaints logged in 2021. However, there is just one staff person assigned to handle these complaints meaning the intakes for 2021 topped out at 252. While this is a lower number of intakes than for our insurance advocates, there is no back-up for this position. If this advocate is ill, hurt, or leaves service, that team has no one ready to fill in behind the position, which has been identified as a weakness of the unit. However, because the rest of the unit is already stretched thin, there's no one to cross train. As a result, the team needs a second advocate to be trained to handle these complaints and provide support wherever needed on the advocacy team.

In addition to the advocacy work, the outreach members of the team conducted more than 212 education events in 2020 and 2021 for more than 17,200 Oregonians on topics such as financial literacy, home ownership, all lines of insurance, mortgage lending, identity theft, financial resiliency, and disaster preparedness. They partnered with Oregon AARP and the Oregon Department of Justice to present a series of events about common scams (Scam Jams) to offer practical advice about avoiding and fighting fraud, including holding the first ever Scam Jam in Spanish. Each event spotlights schemes that target older Oregonians and focuses on a different topic, including why people get scammed, protecting your finances and personal information, scams during natural disasters, romance scams, and tips and resources to help fight fraud. DFR promoted wildfire insurance resources through several virtual town halls in addition to being the

boots on the ground team to meet with consumers as they were displaced during the wildfires and helping with those affected by the ice storm. To meet the needs, the team had to bring in additional staff and work overtime.

In addition, DFR needs to work more closely with our community contacts, which will place additional stress on our outreach team at the same time they are working on a sponsorship program, which will place an additional burden on the team to increase community engagement. The sponsorship program is focused on partnering with those who serve our underserved and under-resourced communities with the intent to increase resources and education within these communities related to financial services. With the heavy volume of current events, additional community engagement and the need to be prepared to help Oregonians whenever a disaster occurs, the outreach team is spread thin. Adding one more outreach coordinator will allow the team to provide the resources to meet the increased community engagement.

As these statistics show, the team is exceedingly busy and that leaves the manager stretched thin to handle escalated complaints and direct outreach activities, particularly when emergencies, such as the recent wildfires and ice storm hit. The team is already at 21 direct reports and needs another two advocates and two outreach coordinators to bring the team in line with current service level needs. This would further stretch the manager's ability to not only manage the team, but to perform needed work such as interacting with the National Association of Insurance Commissioners. It is time that this team be reorganized to meet the optimum management to employee ratio and that will require an additional manager.

How Achieved: The division requests an additional advocate to handle insurance, bank, credit union, and securities complaints. The division is currently using the senior consumer advocate and consumer advocacy program coordinator to handle caseloads because there are insufficient advocates to assign cases to. By adding an additional advocate, the senior consumer advocate and consumer advocacy program coordinator can return to their leadwork and escalated cases, leaving the routine cases to the advocates. An additional advocate to handle bank, credit union, and securities complaints will close the weakness that there is no other advocate trained to handle these complaints and provide additional support to the team to handle other intakes. The division requests an additional outreach coordinator to allow the division to provide needed resources to engage in our communities, support our sponsorship program, help educate Oregonians, teach disaster preparedness, and respond if a disaster occurs. An additional manager will reduce the manager-to-staff ratio to allow appropriate supervision, direction, and support of staff. The division will be able to better focus outreach staff and distribute the required supervisory work.

List Staff Impact: The Department of Consumer and Business Services, Division of Financial Regulation, requests authority to establish the following positions:

- 1 – Compliance and Regulatory Manager 2(MMS X7144 AP, SR 33), permanent full-time, 21 months
- 2 – Program Analyst 2 (OAS C0861 AP, SR 27), permanent full-time, 21 months

Quantifying Results: Achieve and sustain a case level per advocate that allows all intakes to be assigned to advocates, without needing to assign intakes initially to the senior consumer advocate or consumer advocacy program coordinator. Conduct an average of 300 outreach events per year by 2025 reaching an average of 20,000 Oregonians per

year. Provide feedback to advocates and complete quarterly performance reviews of advocates timely.

Revenue Source: Funding for advocacy and outreach positions is derived from assessments and fees paid by DFR regulated entities.

Policy Package No. 802 – Vacant Position Reductions
Legislatively Adopted Budget: ($597,684) – Pos.: (3) FTE (3.00)

This package abolishes a long-term vacant Insurance Examiner position (-1.00 FTE), a Financial Examiner 2 position (-1.00 FTE), and implements an agency-wide permanent finance plan with a net reduction of $597,684 Other Funds and three positions (-3.00 FTE). For the Division of Financial Regulation, the permanent finance plan abolishes one Financial Examiner 1 position (-1.00 FTE) to help fund the request to reclassify the agency needs.

Policy Package No. 810 – Statewide Adjustments
Legislatively Adopted Budget: ($398,262)

Statewide adjustments impact agency budgets based on changes to the cost of debt service on existing outstanding bonds, Department of Administrative Services rates and service charges, Attorney General rates, and costs for supporting the Government Ethics Commission and Public Records Advocate.

Policy Package No. 813 – Policy Bills
Legislatively Adopted Budget: $10,393,156 – Pos.: 2 FTE: 1.76

SB 80 provides a one-time $5 million General Fund appropriation and $5 million Other Funds expenditure limitation to the Department of Consumer and Business Services in the 2023-25 biennium. The measure requires the Department of Consumer and Business Services to establish the Prescribed Fire Claims Fund for claims from losses arising from prescribed cultural burns. The bill provides a one-time $3 million General Fund appropriation and $3 million Other Funds expenditure limitation to the Department of the State Fire Marshal in the 2023-25 biennium. The measure requires DSFM to deposit the funds into the Community Risk Reduction Fund for purposes of carrying out community risk reduction and local government financial assistance. The bill provides a one-time $876,173 General Fund appropriation to the Higher Education Coordinating Commission in the 2023-25 biennium for passthrough to Oregon State University for development of the Oregon Wildfire Risk Explorer, map development, and work with the Wildfire Programs Advisory Council. Finally, the bill provides a$592,037 General Fund appropriation, of which $350,000 is one-time-only, to the Oregon Department of Forestry in the 2023-25 biennium for the Prescribed Fire Liability Pilot Program and facilitation and notifications related to the program.

HB 2052 requires data brokers to register annually with DCBS. The bill defines a data broker as a business which collects, sells, or licenses brokered personal data to another business and makes exceptions for consumer reporting agencies, financial institutions or their affiliates, or businesses, which collect data about customers, employees, investors, or donors. DCBS needs to notify consumers about their rights under this measure and develop a webpage to make the data available to both data brokers and consumers. The Subcommittee recommended $393,156 Other Funds expenditure limitation and two permanent full-time positions (1.76 FTE) to implement the program. This includes $319,413 Other Funds for one Compliance Specialist 2 (0.88 FTE) to establish program requirements, serve on the rules advisory committee, work with the National Multi-State Licensing System (NMLS) to resolve issues, interact with licensees, and identify instances of non-compliance to refer for enforcement, and one Program Analyst 2 (0.88 FTE) to provide education and outreach to

data brokers and consumers, serve on the rules advisory committee, answer questions from data brokers and consumers, and develop and maintain the public-facing website. Also included is $73,743 Other Funds for Services and Supplies costs, which includes $23,440 Other Funds for the cost of rulemaking and $50,303 Other Funds for position-related Services and Supplies. 2 of 4 HB 2052 B DCBS will use the NMLS, a platform for licensing and registering non-depository financial services for participating state agencies, to meet the new licensing requirements of the bill. If NMLS does not provide the needed functionality, DCBS may need to procure a stand-alone system through the public procurement process, which may increase the costs of the solution.

Revenues

2023-25 Beginning Balance	**$ 198,817,958**
Revenues	
General Fund Appropriation	5,000,000
Workers' Compensation Insurance Taxes	149,024
Other Employer-Employee Taxes	-
Insurance Taxes	890,534,785
Business License & Fees	111,953,842
Fire Marshal	40,605,352
Charges for Services	1,645,423
Fines & Forfeitures	1,439,097
Interest Income	1,311,194
Other Revenues	525,755
Federal Revenue	120,075,414
Subtotal Revenues	*$ 1,173,239,886*
Transfers	
Transfers In - Intrafund	-
Transfers In - Transfer from General fund	5,000,000
Transfers Out - Intrafund	(14,910,575)
Transfers Out - General Fund	(177,369,842)
Transfers Out - State Fire Marshall	(40,387,232)
Transfers Out - Oregon Health Authority	(584,334,264)
Transfers Out - Counties	-
Transfers Out - Governor	-
Transfers Out - BOLI	-
Subtotal Transfers	*($812,001,913)*
Available Funds	**560,055,931**
2023-25 Budgeted Expenditures	298,334,933
2023-25 Ending Balance	**$ 261,720,998**

Legislatively Adopted Budget

2021-23 Legislatively Approved Budget	Operational	Pass Through Expenditures	Total	FTE
Total 2021-23 LAB	**$ 58,864,163**	**$ 215,294,911**	**$ 274,159,074**	**179.84**

2023-25 Legislatively Adopted Budget	Operational	Pass Through Expenditures	Total	FTE
Base Budget	$62,793,009	$210,294,911	$273,087,920	185.00
Essential Packages				
Pkg. 010 Non-PICS Personal Services Vacancy Factor	$34,288	-	$34,288	-
Pkg. 021 Phase-In	$29,216	-	$29,216	-
Pkg. 022 Phase-Out Program & One-time Costs	($481,900)	($209,600,000)	($210,081,900)	-
Pkg. 031 Standard Inflation	$1,049,171	-	$1,049,171	-
Pkg. 032 Above Standard Inflation	$194,745	-	$194,745	-
Pkg. 050 Fund Shift	-	-	-	
Pkg. 060 Technical Adjustments	$1,031,490	-	$1,031,490	-
Subtotal, Essential Packages	*$1,857,010*	*($209,600,000)*	*($207,742,990)*	-
Subtotal, Current Service Level	*$64,650,019*	*$694,911*	*$65,344,930*	*185.00*
Pkg. 070 Revenue Shortfalls	($2,419,028)	-	($2,419,028)	(6.00)
Modified Current Service Level	*$62,230,991*	*$694,911*	*$62,925,902*	*179.00*
Policy Packages				
Pkg. 090 Analyst Adjustment	-	-	-	-
Pkg. 102 Oregon Reinsurance Program	120,000	221,800,000	$221,920,000	-
Pkg. 103 Information Systems Examiners	$262,175	-	$262,175	0.88
Pkg. 104 Non-Depository Licensing	$410,036		$410,036	1.76
Pkg. 105 Insurance Institutions Section	$252,607	-	$252,607	0.88
Pkg. 106 Prescription Drug Affordability Board	$2,471,178	-	$2,471,178	6.00
Pkg. 107 Consumer Education Advocacy	$695,825	-	$695,825	2.64
Pkg. 802 Vacant Position Reductions	($597,684)	-	($597,684)	(3.00)
Pkg. 810 Statewide Adjustments	($398,262)	-	($398,262)	-
Pkg. 813 Policy Bills	393,156	10,000,000	$10,393,156	1.76
2023-25 Total Legislatively Adopted Budget	**$ 65,840,022**	**$ 232,494,911**	**$ 298,334,933**	**189.92**

ESSENTIAL AND POLICY PACKAGE FISCAL IMPACT SUMMARY

Consumer and Business Svcs, Dept of
Pkg: 010 - Vacancy Factor and Non-ORPICS Personal Services

Cross Reference Name: Division of Financial Regulation
Cross Reference Number: 44000-018-00-00-00000

Description	General Fund	Lottery Funds	Other Funds	Federal Funds	Nonlimited Other Funds	Nonlimited Federal Funds	All Funds
Revenues							
General Fund Appropriation	57,509	-	-	-	-	-	57,509
Total Revenues	**$57,509**	**-**	**-**	**-**	**-**	**-**	**$57,509**
Personal Services							
All Other Differential	-	-	45,357	-	-	-	45,357
Public Employees' Retire Cont	-	-	8,128	-	-	-	8,128
Pension Obligation Bond	51,646	-	60,696	-	-	-	112,342
Social Security Taxes	-	-	3,470	-	-	-	3,470
Paid Family Medical Leave Insurance	-	-	181	-	-	-	181
Mass Transit Tax	5,863	-	24,279	-	-	-	30,142
Vacancy Savings	-	-	(165,332)	-	-	-	(165,332)
Total Personal Services	**$57,509**	**-**	**($23,221)**	**-**	**-**	**-**	**$34,288**
Total Expenditures							
Total Expenditures	57,509	-	(23,221)	-	-	-	34,288
Total Expenditures	**$57,509**	**-**	**($23,221)**	**-**	**-**	**-**	**$34,288**
Ending Balance							
Ending Balance	-	-	23,221	-	-	-	23,221
Total Ending Balance	**-**	**-**	**$23,221**	**-**	**-**	**-**	**$23,221**

ESSENTIAL AND POLICY PACKAGE FISCAL IMPACT SUMMARY

Consumer and Business Svcs, Dept of
Pkg: 021 - Phase-in

Cross Reference Name: Division of Financial Regulation
Cross Reference Number: 44000-018-00-00-00000

Description	General Fund	Lottery Funds	Other Funds	Federal Funds	Nonlimited Other Funds	Nonlimited Federal Funds	All Funds
Services & Supplies							
Instate Travel	-	-	51	-	-	-	51
Employee Training	-	-	2,084	-	-	-	2,084
Office Expenses	-	-	18	-	-	-	18
Telecommunications	-	-	61	-	-	-	61
Data Processing	-	-	77	-	-	-	77
IT Professional Services	-	-	23,174	-	-	-	23,174
IT Expendable Property	-	-	3,751	-	-	-	3,751
Total Services & Supplies	**-**	**-**	**$29,216**	**-**	**-**	**-**	**$29,216**
Total Expenditures							
Total Expenditures	-	-	29,216	-	-	-	29,216
Total Expenditures	**-**	**-**	**$29,216**	**-**	**-**	**-**	**$29,216**
Ending Balance							
Ending Balance	-	-	(29,216)	-	-	-	(29,216)
Total Ending Balance	**-**	**-**	**($29,216)**	**-**	**-**	**-**	**($29,216)**

ESSENTIAL AND POLICY PACKAGE FISCAL IMPACT SUMMARY

Consumer and Business Svcs, Dept of
Pkg: 022 - Phase-out Pgm & One-time Costs

Cross Reference Name: Division of Financial Regulation
Cross Reference Number: 44000-018-00-00-00000

Description	General Fund	Lottery Funds	Other Funds	Federal Funds	Nonlimited Other Funds	Nonlimited Federal Funds	All Funds
Services & Supplies							
Professional Services	-	-	(120,000)	-	-	-	(120,000)
IT Professional Services	-	-	(361,900)	-	-	-	(361,900)
Total Services & Supplies	**-**	**-**	**($481,900)**	**-**	**-**	**-**	**($481,900)**
Special Payments							
Dist to Non-Gov Units	-	-	(105,188,417)	(104,411,583)	-	-	(209,600,000)
Total Special Payments	**-**	**-**	**($105,188,417)**	**($104,411,583)**	**-**	**-**	**($209,600,000)**
Total Expenditures							
Total Expenditures	-	-	(105,670,317)	(104,411,583)	-	-	(210,081,900)
Total Expenditures	**-**	**-**	**($105,670,317)**	**($104,411,583)**	**-**	**-**	**($210,081,900)**
Ending Balance							
Ending Balance	-	-	105,670,317	104,411,583	-	-	210,081,900
Total Ending Balance	**-**	**-**	**$105,670,317**	**$104,411,583**	**-**	**-**	**$210,081,900**

ESSENTIAL AND POLICY PACKAGE FISCAL IMPACT SUMMARY

Consumer and Business Svcs, Dept of
Pkg: 031 - Standard Inflation

Cross Reference Name: Division of Financial Regulation
Cross Reference Number: 44000-018-00-00-00000

Description	General Fund	Lottery Funds	Other Funds	Federal Funds	Nonlimited Other Funds	Nonlimited Federal Funds	All Funds
Revenues							
General Fund Appropriation	77,738	-	-	-	-	-	77,738
Total Revenues	**$77,738**	**-**	**-**	**-**	**-**	**-**	**$77,738**
Services & Supplies							
Instate Travel	305	-	26,131	-	-	-	26,436
Out of State Travel	-	-	8,888	-	-	-	8,888
Employee Training	293	-	12,218	-	-	-	12,511
Office Expenses	420	-	8,671	-	-	-	9,091
Telecommunications	456	-	22,571	-	-	-	23,027
State Gov. Service Charges	-	-	435,153	-	-	-	435,153
Data Processing	579	-	29,456	-	-	-	30,035
Publicity and Publications	210	-	7,863	-	-	-	8,073
Professional Services	-	-	56,490	2,666	-	-	59,156
IT Professional Services	41,818	-	24,663	-	-	-	66,481
Attorney General	30,661	-	253,427	-	-	-	284,088
Employee Recruitment and Develop	-	-	1,014	-	-	-	1,014
Dues and Subscriptions	-	-	7,197	-	-	-	7,197
Facilities Rental and Taxes	1,758	-	59,937	-	-	-	61,695
Facilities Maintenance	-	-	269	-	-	-	269
Agency Program Related S and S	-	-	149	-	-	-	149
Other Services and Supplies	-	-	2,985	-	-	-	2,985
Expendable Prop 250 - 5000	-	-	2,550	-	-	-	2,550

ESSENTIAL AND POLICY PACKAGE FISCAL IMPACT SUMMARY

Consumer and Business Svcs, Dept of
Pkg: 031 - Standard Inflation

Cross Reference Name: Division of Financial Regulation
Cross Reference Number: 44000-018-00-00-00000

Description	General Fund	Lottery Funds	Other Funds	Federal Funds	Nonlimited Other Funds	Nonlimited Federal Funds	All Funds
Services & Supplies							
IT Expendable Property	1,238	-	9,135	-	-	-	10,373
Total Services & Supplies	**$77,738**	**-**	**$968,767**	**$2,666**	**-**	**-**	**$1,049,171**
Special Payments							
Dist to Non-Gov Units	-	-	-	-	-	-	-
Total Special Payments	**-**	**-**	**-**	**-**	**-**	**-**	**-**
Total Expenditures							
Total Expenditures	77,738	-	968,767	2,666	-	-	1,049,171
Total Expenditures	**$77,738**	**-**	**$968,767**	**$2,666**	**-**	**-**	**$1,049,171**
Ending Balance							
Ending Balance	-	-	(968,767)	(2,666)	-	-	(971,433)
Total Ending Balance	**-**	**-**	**($968,767)**	**($2,666)**	**-**	**-**	**($971,433)**

ESSENTIAL AND POLICY PACKAGE FISCAL IMPACT SUMMARY

Consumer and Business Svcs, Dept of
Pkg: 032 - Above Standard Inflation

Cross Reference Name: Division of Financial Regulation
Cross Reference Number: 44000-018-00-00-00000

Description	General Fund	Lottery Funds	Other Funds	Federal Funds	Nonlimited Other Funds	Nonlimited Federal Funds	All Funds
Revenues							
General Fund Appropriation	5,660	-	-	-	-	-	5,660
Total Revenues	**$5,660**	**-**	**-**	**-**	**-**	**-**	**$5,660**
Services & Supplies							
Facilities Rental and Taxes	5,660	-	189,085	-	-	-	194,745
Facilities Maintenance	-	-	-	-	-	-	-
Total Services & Supplies	**$5,660**	**-**	**$189,085**	**-**	**-**	**-**	**$194,745**
Total Expenditures							
Total Expenditures	5,660	-	189,085	-	-	-	194,745
Total Expenditures	**$5,660**	**-**	**$189,085**	**-**	**-**	**-**	**$194,745**
Ending Balance							
Ending Balance	-	-	(189,085)	-	-	-	(189,085)
Total Ending Balance	**-**	**-**	**($189,085)**	**-**	**-**	**-**	**($189,085)**

ESSENTIAL AND POLICY PACKAGE FISCAL IMPACT SUMMARY

Consumer and Business Svcs, Dept of
Pkg: 050 - Fundshifts

Cross Reference Name: Division of Financial Regulation
Cross Reference Number: 44000-018-00-00-00000

Description	General Fund	Lottery Funds	Other Funds	Federal Funds	Nonlimited Other Funds	Nonlimited Federal Funds	All Funds
Revenues							
General Fund Appropriation	(2,332,309)	-	-	-	-	-	(2,332,309)
Business Lic and Fees	-	-	-	-	-	-	-
Total Revenues	**($2,332,309)**	**-**	**-**	**-**	**-**	**-**	**($2,332,309)**
Personal Services							
Class/Unclass Sal. and Per Diem	(977,184)	-	977,184	-	-	-	-
Empl. Rel. Bd. Assessments	(318)	-	318	-	-	-	-
Public Employees' Retire Cont	(175,111)	-	175,111	-	-	-	-
Social Security Taxes	(74,756)	-	74,756	-	-	-	-
Paid Family Medical Leave Insurance	(3,910)	-	3,910	-	-	-	-
Worker's Comp. Assess. (WCD)	(276)	-	276	-	-	-	-
Mass Transit Tax	(5,863)	-	5,863	-	-	-	-
Flexible Benefits	(237,600)	-	237,600	-	-	-	-
Total Personal Services	**($1,475,018)**	**-**	**$1,475,018**	**-**	**-**	**-**	**-**
Services & Supplies							
Instate Travel	(7,572)	-	7,572	-	-	-	-
Employee Training	(7,272)	-	7,272	-	-	-	-
Office Expenses	(10,410)	-	10,410	-	-	-	-
Telecommunications	(11,304)	-	11,304	-	-	-	-
Data Processing	(14,353)	-	14,353	-	-	-	-
Publicity and Publications	(5,210)	-	5,210	-	-	-	-
IT Professional Services	(517,018)	-	517,018	-	-	-	-
Attorney General	(204,181)	-	204,181	-	-	-	-

ESSENTIAL AND POLICY PACKAGE FISCAL IMPACT SUMMARY

Consumer and Business Svcs, Dept of
Pkg: 050 - Fundshifts

Cross Reference Name: Division of Financial Regulation
Cross Reference Number: 44000-018-00-00-00000

Description	General Fund	Lottery Funds	Other Funds	Federal Funds	Nonlimited Other Funds	Nonlimited Federal Funds	All Funds
Services & Supplies							
Facilities Rental and Taxes	(49,268)	-	49,268	-	-	-	-
IT Expendable Property	(30,703)	-	30,703	-	-	-	-
Total Services & Supplies	**($857,291)**	**-**	**$857,291**	**-**	**-**	**-**	**-**
Total Expenditures							
Total Expenditures	(2,332,309)	-	2,332,309	-	-	-	-
Total Expenditures	**($2,332,309)**	**-**	**$2,332,309**	**-**	**-**	**-**	**-**
Ending Balance							
Ending Balance	-	-	(2,332,309)	-	-	-	(2,332,309)
Total Ending Balance	**-**	**-**	**($2,332,309)**	**-**	**-**	**-**	**($2,332,309)**

ESSENTIAL AND POLICY PACKAGE FISCAL IMPACT SUMMARY

Consumer and Business Svcs, Dept of
Pkg: 060 - Technical Adjustments

Cross Reference Name: Division of Financial Regulation
Cross Reference Number: 44000-018-00-00-00000

Description	General Fund	Lottery Funds	Other Funds	Federal Funds	Nonlimited Other Funds	Nonlimited Federal Funds	All Funds
Beginning Balance							
Beginning Balance	-	-	-	-	-	-	-
Total Beginning Balance	**-**	**-**	**-**	**-**	**-**	**-**	**-**
Services & Supplies							
Telecommunications	-	-	29,737	-	-	-	29,737
State Gov. Service Charges	-	-	38,734	-	-	-	38,734
Data Processing	-	-	369,488	-	-	-	369,488
Professional Services	-	-	(2,836)	-	-	-	(2,836)
Facilities Rental and Taxes	-	-	271,692	-	-	-	271,692
Intra-agency Charges	-	-	111,149	-	-	-	111,149
IT Expendable Property	-	-	213,526	-	-	-	213,526
Total Services & Supplies	**-**	**-**	**$1,031,490**	**-**	**-**	**-**	**$1,031,490**
Total Expenditures							
Total Expenditures	-	-	1,031,490	-	-	-	1,031,490
Total Expenditures	**-**	**-**	**$1,031,490**	**-**	**-**	**-**	**$1,031,490**
Ending Balance							
Ending Balance	-	-	(1,031,490)	-	-	-	(1,031,490)
Total Ending Balance	**-**	**-**	**($1,031,490)**	**-**	**-**	**-**	**($1,031,490)**

ESSENTIAL AND POLICY PACKAGE FISCAL IMPACT SUMMARY

Consumer and Business Svcs, Dept of
Pkg: 070 - Revenue Shortfalls

Cross Reference Name: Division of Financial Regulation
Cross Reference Number: 44000-018-00-00-00000

Description	General Fund	Lottery Funds	Other Funds	Federal Funds	Nonlimited Other Funds	Nonlimited Federal Funds	All Funds
Personal Services							
Class/Unclass Sal. and Per Diem	-	-	(977,184)	-	-	-	(977,184)
Empl. Rel. Bd. Assessments	-	-	(318)	-	-	-	(318)
Public Employees' Retire Cont	-	-	(175,111)	-	-	-	(175,111)
Pension Obligation Bond	-	-	(53,762)	-	-	-	(53,762)
Social Security Taxes	-	-	(74,756)	-	-	-	(74,756)
Paid Family Medical Leave Insurance	-	-	(3,910)	-	-	-	(3,910)
Worker's Comp. Assess. (WCD)	-	-	(276)	-	-	-	(276)
Mass Transit Tax	-	-	(5,863)	-	-	-	(5,863)
Flexible Benefits	-	-	(237,600)	-	-	-	(237,600)
Total Personal Services	**-**	**-**	**($1,528,780)**	**-**	**-**	**-**	**($1,528,780)**
Services & Supplies							
Instate Travel	-	-	(7,572)	-	-	-	(7,572)
Employee Training	-	-	(7,272)	-	-	-	(7,272)
Office Expenses	-	-	(10,410)	-	-	-	(10,410)
Telecommunications	-	-	(11,304)	-	-	-	(11,304)
Data Processing	-	-	(14,353)	-	-	-	(14,353)
Publicity and Publications	-	-	(5,210)	-	-	-	(5,210)
Professional Services	-	-	-	(32,957)	-	-	(32,957)
IT Professional Services	-	-	(517,018)	-	-	-	(517,018)
Attorney General	-	-	(204,181)	-	-	-	(204,181)
Facilities Rental and Taxes	-	-	(49,268)	-	-	-	(49,268)

ESSENTIAL AND POLICY PACKAGE FISCAL IMPACT SUMMARY

Consumer and Business Svcs, Dept of
Pkg: 070 - Revenue Shortfalls

Cross Reference Name: Division of Financial Regulation
Cross Reference Number: 44000-018-00-00-00000

Description	General Fund	Lottery Funds	Other Funds	Federal Funds	Nonlimited Other Funds	Nonlimited Federal Funds	All Funds
Services & Supplies							
IT Expendable Property	-	-	(30,703)	-	-	-	(30,703)
Total Services & Supplies	**-**	**-**	**($857,291)**	**($32,957)**	**-**	**-**	**($890,248)**
Total Expenditures							
Total Expenditures	-	-	(2,386,071)	(32,957)	-	-	(2,419,028)
Total Expenditures	**-**	**-**	**($2,386,071)**	**($32,957)**	**-**	**-**	**($2,419,028)**
Ending Balance							
Ending Balance	-	-	2,386,071	32,957	-	-	2,419,028
Total Ending Balance	**-**	**-**	**$2,386,071**	**$32,957**	**-**	**-**	**$2,419,028**
Total Positions							
Total Positions							(6)
Total Positions	**-**	**-**	**-**	**-**	**-**	**-**	**(6)**
Total FTE							
Total FTE							(6.00)
Total FTE	**-**	**-**	**-**	**-**	**-**	**-**	**(6.00)**

ESSENTIAL AND POLICY PACKAGE FISCAL IMPACT SUMMARY

Consumer and Business Svcs, Dept of
Pkg: 090 - Analyst Adjustments

Cross Reference Name: Division of Financial Regulation
Cross Reference Number: 44000-018-00-00-00000

Description	General Fund	Lottery Funds	Other Funds	Federal Funds	Nonlimited Other Funds	Nonlimited Federal Funds	All Funds
Revenues							
General Fund Appropriation	(51,646)	-	-	-	-	-	(51,646)
Business Lic and Fees	-	-	-	-	-	-	-
Total Revenues	**($51,646)**	**-**	**-**	**-**	**-**	**-**	**($51,646)**
Transfers Out							
Tsfr To Oregon Health Authority	-	-	(34,912,629)	-	-	-	(34,912,629)
Total Transfers Out	**-**	**-**	**($34,912,629)**	**-**	**-**	**-**	**($34,912,629)**
Personal Services							
Pension Obligation Bond	(51,646)	-	51,646	-	-	-	-
Total Personal Services	**($51,646)**	**-**	**$51,646**	**-**	**-**	**-**	**-**
Total Expenditures							
Total Expenditures	(51,646)	-	51,646	-	-	-	-
Total Expenditures	**($51,646)**	**-**	**$51,646**	**-**	**-**	**-**	**-**
Ending Balance							
Ending Balance	-	-	(34,964,275)	-	-	-	(34,964,275)
Total Ending Balance	**-**	**-**	**($34,964,275)**	**-**	**-**	**-**	**($34,964,275)**

ESSENTIAL AND POLICY PACKAGE FISCAL IMPACT SUMMARY

Consumer and Business Svcs, Dept of
Pkg: 092 - Statewide AG Adjustment

Cross Reference Name: Division of Financial Regulation
Cross Reference Number: 44000-018-00-00-00000

Description	General Fund	Lottery Funds	Other Funds	Federal Funds	Nonlimited Other Funds	Nonlimited Federal Funds	All Funds
Services & Supplies							
Attorney General	-	-	-	-	-	-	-
Total Services & Supplies	**-**	**-**	**-**	**-**	**-**	**-**	**-**
Total Expenditures							
Total Expenditures	-	-	-	-	-	-	-
Total Expenditures	**-**	**-**	**-**	**-**	**-**	**-**	**-**
Ending Balance							
Ending Balance	-	-	-	-	-	-	-
Total Ending Balance	**-**	**-**	**-**	**-**	**-**	**-**	**-**

ESSENTIAL AND POLICY PACKAGE FISCAL IMPACT SUMMARY

Consumer and Business Svcs, Dept of
Pkg: 093 - Statewide Adjustment DAS Chgs

Cross Reference Name: Division of Financial Regulation
Cross Reference Number: 44000-018-00-00-00000

Description	General Fund	Lottery Funds	Other Funds	Federal Funds	Nonlimited Other Funds	Nonlimited Federal Funds	All Funds
Services & Supplies							
Instate Travel	-	-	-	-	-	-	-
Office Expenses	-	-	-	-	-	-	-
Telecommunications	-	-	-	-	-	-	-
State Gov. Service Charges	-	-	-	-	-	-	-
Data Processing	-	-	-	-	-	-	-
Facilities Rental and Taxes	-	-	-	-	-	-	-
Other Services and Supplies	-	-	-	-	-	-	-
Total Services & Supplies	**-**	**-**	**-**	**-**	**-**	**-**	**-**
Total Expenditures							
Total Expenditures	-	-	-	-	-	-	-
Total Expenditures	**-**	**-**	**-**	**-**	**-**	**-**	**-**
Ending Balance							
Ending Balance	-	-	-	-	-	-	-
Total Ending Balance	**-**	**-**	**-**	**-**	**-**	**-**	**-**

ESSENTIAL AND POLICY PACKAGE FISCAL IMPACT SUMMARY

Consumer and Business Svcs, Dept of
Pkg: 102 - Oregon Reinsurance Program

Cross Reference Name: Division of Financial Regulation
Cross Reference Number: 44000-018-00-00-00000

Description	General Fund	Lottery Funds	Other Funds	Federal Funds	Nonlimited Other Funds	Nonlimited Federal Funds	All Funds
Revenues							
Insurance Taxes	-	-	101,844,586	-	-	-	101,844,586
Federal Funds	-	-	-	120,075,414	-	-	120,075,414
Total Revenues	**-**	**-**	**$101,844,586**	**$120,075,414**	**-**	**-**	**$221,920,000**
Services & Supplies							
Professional Services	-	-	120,000	-	-	-	120,000
Total Services & Supplies	**-**	**-**	**$120,000**	**-**	**-**	**-**	**$120,000**
Special Payments							
Dist to Non-Gov Units	-	-	101,724,586	120,075,414	-	-	221,800,000
Total Special Payments	**-**	**-**	**$101,724,586**	**$120,075,414**	**-**	**-**	**$221,800,000**
Total Expenditures							
Total Expenditures	-	-	101,844,586	120,075,414	-	-	221,920,000
Total Expenditures	**-**	**-**	**$101,844,586**	**$120,075,414**	**-**	**-**	**$221,920,000**
Ending Balance							
Ending Balance	-	-	-	-	-	-	-
Total Ending Balance	**-**	**-**	**-**	**-**	**-**	**-**	**-**

ESSENTIAL AND POLICY PACKAGE FISCAL IMPACT SUMMARY

Consumer and Business Svcs, Dept of
Pkg: 103 - Information Systems Examiners

Cross Reference Name: Division of Financial Regulation
Cross Reference Number: 44000-018-00-00-00000

Description	General Fund	Lottery Funds	Other Funds	Federal Funds	Nonlimited Other Funds	Nonlimited Federal Funds	All Funds
Revenues							
Business Lic and Fees	-	-	529,819	-	-	-	529,819
Total Revenues	**-**	**-**	**$529,819**	**-**	**-**	**-**	**$529,819**
Personal Services							
Class/Unclass Sal. and Per Diem	-	-	144,858	-	-	-	144,858
Empl. Rel. Bd. Assessments	-	-	46	-	-	-	46
Public Employees' Retire Cont	-	-	25,959	-	-	-	25,959
Social Security Taxes	-	-	11,082	-	-	-	11,082
Paid Family Medical Leave Insurance	-	-	579	-	-	-	579
Worker's Comp. Assess. (WCD)	-	-	40	-	-	-	40
Mass Transit Tax	-	-	869	-	-	-	869
Flexible Benefits	-	-	34,650	-	-	-	34,650
Total Personal Services	**-**	**-**	**$218,083**	**-**	**-**	**-**	**$218,083**
Services & Supplies							
Instate Travel	-	-	8,750	-	-	-	8,750
Out of State Travel	-	-	550	-	-	-	550
Employee Training	-	-	5,015	-	-	-	5,015
Office Expenses	-	-	1,122	-	-	-	1,122
Telecommunications	-	-	1,958	-	-	-	1,958
Data Processing	-	-	2,340	-	-	-	2,340
Dues and Subscriptions	-	-	1,018	-	-	-	1,018
Facilities Rental and Taxes	-	-	11,078	-	-	-	11,078
Expendable Prop 250 - 5000	-	-	4,500	-	-	-	4,500

ESSENTIAL AND POLICY PACKAGE FISCAL IMPACT SUMMARY

Consumer and Business Svcs, Dept of
Pkg: 103 - Information Systems Examiners

Cross Reference Name: Division of Financial Regulation
Cross Reference Number: 44000-018-00-00-00000

Description	General Fund	Lottery Funds	Other Funds	Federal Funds	Nonlimited Other Funds	Nonlimited Federal Funds	All Funds
Services & Supplies							
IT Expendable Property	-	-	7,761	-	-	-	7,761
Total Services & Supplies	**-**	**-**	**$44,092**	**-**	**-**	**-**	**$44,092**
Total Expenditures							
Total Expenditures	-	-	262,175	-	-	-	262,175
Total Expenditures	**-**	**-**	**$262,175**	**-**	**-**	**-**	**$262,175**
Ending Balance							
Ending Balance	-	-	267,644	-	-	-	267,644
Total Ending Balance	**-**	**-**	**$267,644**	**-**	**-**	**-**	**$267,644**
Total Positions							
Total Positions							1
Total Positions	**-**	**-**	**-**	**-**	**-**	**-**	**1**
Total FTE							
Total FTE							0.88
Total FTE	**-**	**-**	**-**	**-**	**-**	**-**	**0.88**

ESSENTIAL AND POLICY PACKAGE FISCAL IMPACT SUMMARY

Consumer and Business Svcs, Dept of
Pkg: 104 - Non-Depository Licensing

Cross Reference Name: Division of Financial Regulation
Cross Reference Number: 44000-018-00-00-00000

Description	General Fund	Lottery Funds	Other Funds	Federal Funds	Nonlimited Other Funds	Nonlimited Federal Funds	All Funds
Revenues							
Business Lic and Fees	-	-	394,023	-	-	-	394,023
Total Revenues	**-**	**-**	**$394,023**	**-**	**-**	**-**	**$394,023**
Personal Services							
Class/Unclass Sal. and Per Diem	-	-	215,859	-	-	-	215,859
Empl. Rel. Bd. Assessments	-	-	92	-	-	-	92
Public Employees' Retire Cont	-	-	38,682	-	-	-	38,682
Social Security Taxes	-	-	16,514	-	-	-	16,514
Paid Family Medical Leave Insurance	-	-	863	-	-	-	863
Worker's Comp. Assess. (WCD)	-	-	80	-	-	-	80
Mass Transit Tax	-	-	1,295	-	-	-	1,295
Flexible Benefits	-	-	69,300	-	-	-	69,300
Total Personal Services	**-**	**-**	**$342,685**	**-**	**-**	**-**	**$342,685**
Services & Supplies							
Instate Travel	-	-	3,101	-	-	-	3,101
Out of State Travel	-	-	1,101	-	-	-	1,101
Employee Training	-	-	2,631	-	-	-	2,631
Office Expenses	-	-	2,243	-	-	-	2,243
Telecommunications	-	-	3,916	-	-	-	3,916
Data Processing	-	-	4,681	-	-	-	4,681
Dues and Subscriptions	-	-	2,036	-	-	-	2,036
Facilities Rental and Taxes	-	-	25,320	-	-	-	25,320
Expendable Prop 250 - 5000	-	-	9,000	-	-	-	9,000

ESSENTIAL AND POLICY PACKAGE FISCAL IMPACT SUMMARY

Consumer and Business Svcs, Dept of
Pkg: 104 - Non-Depository Licensing

Cross Reference Name: Division of Financial Regulation
Cross Reference Number: 44000-018-00-00-00000

Description	General Fund	Lottery Funds	Other Funds	Federal Funds	Nonlimited Other Funds	Nonlimited Federal Funds	All Funds
Services & Supplies							
IT Expendable Property	-	-	13,322	-	-	-	13,322
Total Services & Supplies	**-**	**-**	**$67,351**	**-**	**-**	**-**	**$67,351**
Total Expenditures							
Total Expenditures	-	-	410,036	-	-	-	410,036
Total Expenditures	**-**	**-**	**$410,036**	**-**	**-**	**-**	**$410,036**
Ending Balance							
Ending Balance	-	-	(16,013)	-	-	-	(16,013)
Total Ending Balance	**-**	**-**	**($16,013)**	**-**	**-**	**-**	**($16,013)**
Total Positions							
Total Positions							2
Total Positions	**-**	**-**	**-**	**-**	**-**	**-**	**2**
Total FTE							
Total FTE							1.76
Total FTE	**-**	**-**	**-**	**-**	**-**	**-**	**1.76**

ESSENTIAL AND POLICY PACKAGE FISCAL IMPACT SUMMARY

Consumer and Business Svcs, Dept of
Pkg: 105 - Insurance Institutions Section

Cross Reference Name: Division of Financial Regulation
Cross Reference Number: 44000-018-00-00-00000

Description	General Fund	Lottery Funds	Other Funds	Federal Funds	Nonlimited Other Funds	Nonlimited Federal Funds	All Funds
Revenues							
Insurance Taxes	-	-	253,925	-	-	-	253,925
Transfer In Other	-	-	-	-	-	-	-
Total Revenues	**-**	**-**	**$253,925**	**-**	**-**	**-**	**$253,925**
Personal Services							
Class/Unclass Sal. and Per Diem	-	-	145,530	-	-	-	145,530
Empl. Rel. Bd. Assessments	-	-	46	-	-	-	46
Public Employees' Retire Cont	-	-	26,079	-	-	-	26,079
Social Security Taxes	-	-	11,133	-	-	-	11,133
Paid Family Medical Leave Insurance	-	-	582	-	-	-	582
Worker's Comp. Assess. (WCD)	-	-	40	-	-	-	40
Mass Transit Tax	-	-	873	-	-	-	873
Flexible Benefits	-	-	34,650	-	-	-	34,650
Total Personal Services	**-**	**-**	**$218,933**	**-**	**-**	**-**	**$218,933**
Services & Supplies							
Instate Travel	-	-	1,550	-	-	-	1,550
Out of State Travel	-	-	550	-	-	-	550
Employee Training	-	-	1,315	-	-	-	1,315
Office Expenses	-	-	1,122	-	-	-	1,122
Telecommunications	-	-	1,958	-	-	-	1,958
Data Processing	-	-	2,340	-	-	-	2,340
Dues and Subscriptions	-	-	1,018	-	-	-	1,018
Facilities Rental and Taxes	-	-	12,660	-	-	-	12,660

ESSENTIAL AND POLICY PACKAGE FISCAL IMPACT SUMMARY

Consumer and Business Svcs, Dept of
Pkg: 105 - Insurance Institutions Section

Cross Reference Name: Division of Financial Regulation
Cross Reference Number: 44000-018-00-00-00000

Description	General Fund	Lottery Funds	Other Funds	Federal Funds	Nonlimited Other Funds	Nonlimited Federal Funds	All Funds
Services & Supplies							
Expendable Prop 250 - 5000	-	-	4,500	-	-	-	4,500
IT Expendable Property	-	-	6,661	-	-	-	6,661
Total Services & Supplies	**-**	**-**	**$33,674**	**-**	**-**	**-**	**$33,674**
Total Expenditures							
Total Expenditures	-	-	252,607	-	-	-	252,607
Total Expenditures	**-**	**-**	**$252,607**	**-**	**-**	**-**	**$252,607**
Ending Balance							
Ending Balance	-	-	1,318	-	-	-	1,318
Total Ending Balance	**-**	**-**	**$1,318**	**-**	**-**	**-**	**$1,318**
Total Positions							
Total Positions							1
Total Positions	**-**	**-**	**-**	**-**	**-**	**-**	**1**
Total FTE							
Total FTE							0.88
Total FTE	**-**	**-**	**-**	**-**	**-**	**-**	**0.88**

ESSENTIAL AND POLICY PACKAGE FISCAL IMPACT SUMMARY

Consumer and Business Svcs, Dept of
Pkg: 106 - Prescription Drug Affordability Board

Cross Reference Name: Division of Financial Regulation
Cross Reference Number: 44000-018-00-00-00000

Description	General Fund	Lottery Funds	Other Funds	Federal Funds	Nonlimited Other Funds	Nonlimited Federal Funds	All Funds
Revenues							
Business Lic and Fees	-	-	2,915,117	-	-	-	2,915,117
Total Revenues	**-**	**-**	**$2,915,117**	**-**	**-**	**-**	**$2,915,117**
Personal Services							
Class/Unclass Sal. and Per Diem	-	-	977,184	-	-	-	977,184
Empl. Rel. Bd. Assessments	-	-	318	-	-	-	318
Public Employees' Retire Cont	-	-	175,111	-	-	-	175,111
Social Security Taxes	-	-	74,756	-	-	-	74,756
Paid Family Medical Leave Insurance	-	-	3,910	-	-	-	3,910
Worker's Comp. Assess. (WCD)	-	-	276	-	-	-	276
Mass Transit Tax	-	-	5,863	-	-	-	5,863
Flexible Benefits	-	-	237,600	-	-	-	237,600
Total Personal Services	**-**	**-**	**$1,475,018**	**-**	**-**	**-**	**$1,475,018**
Services & Supplies							
Instate Travel	-	-	14,388	-	-	-	14,388
Out of State Travel	-	-	2,516	-	-	-	2,516
Employee Training	-	-	6,013	-	-	-	6,013
Office Expenses	-	-	7,785	-	-	-	7,785
Telecommunications	-	-	8,494	-	-	-	8,494
Data Processing	-	-	10,699	-	-	-	10,699
Publicity and Publications	-	-	5,000	-	-	-	5,000
Professional Services	-	-	475,200	-	-	-	475,200
Attorney General	-	-	281,280	-	-	-	281,280

ESSENTIAL AND POLICY PACKAGE FISCAL IMPACT SUMMARY

Consumer and Business Svcs, Dept of
Pkg: 106 - Prescription Drug Affordability Board

Cross Reference Name: Division of Financial Regulation
Cross Reference Number: 44000-018-00-00-00000

Description	General Fund	Lottery Funds	Other Funds	Federal Funds	Nonlimited Other Funds	Nonlimited Federal Funds	All Funds
Services & Supplies							
Dues and Subscriptions	-	-	4,653	-	-	-	4,653
Facilities Rental and Taxes	-	-	75,960	-	-	-	75,960
Other Services and Supplies	-	-	77,550	-	-	-	77,550
IT Expendable Property	-	-	26,622	-	-	-	26,622
Total Services & Supplies	**-**	**-**	**$996,160**	**-**	**-**	**-**	**$996,160**
Total Expenditures							
Total Expenditures	-	-	2,471,178	-	-	-	2,471,178
Total Expenditures	**-**	**-**	**$2,471,178**	**-**	**-**	**-**	**$2,471,178**
Ending Balance							
Ending Balance	-	-	443,939	-	-	-	443,939
Total Ending Balance	**-**	**-**	**$443,939**	**-**	**-**	**-**	**$443,939**
Total Positions							
Total Positions							6
Total Positions	**-**	**-**	**-**	**-**	**-**	**-**	**6**
Total FTE							
Total FTE							6.00
Total FTE	**-**	**-**	**-**	**-**	**-**	**-**	**6.00**

ESSENTIAL AND POLICY PACKAGE FISCAL IMPACT SUMMARY

Consumer and Business Svcs, Dept of
Pkg: 107 - Consumer Education Advocacy

Cross Reference Name: Division of Financial Regulation
Cross Reference Number: 44000-018-00-00-00000

Description	General Fund	Lottery Funds	Other Funds	Federal Funds	Nonlimited Other Funds	Nonlimited Federal Funds	All Funds
Revenues							
Business Lic and Fees	-	-	695,825	-	-	-	695,825
Total Revenues	**-**	**-**	**$695,825**	**-**	**-**	**-**	**$695,825**
Personal Services							
Class/Unclass Sal. and Per Diem	-	-	391,356	-	-	-	391,356
Empl. Rel. Bd. Assessments	-	-	138	-	-	-	138
Public Employees' Retire Cont	-	-	70,131	-	-	-	70,131
Social Security Taxes	-	-	29,940	-	-	-	29,940
Paid Family Medical Leave Insurance	-	-	1,565	-	-	-	1,565
Worker's Comp. Assess. (WCD)	-	-	120	-	-	-	120
Mass Transit Tax	-	-	2,348	-	-	-	2,348
Flexible Benefits	-	-	103,950	-	-	-	103,950
Total Personal Services	**-**	**-**	**$599,548**	**-**	**-**	**-**	**$599,548**
Services & Supplies							
Instate Travel	-	-	4,651	-	-	-	4,651
Out of State Travel	-	-	1,651	-	-	-	1,651
Employee Training	-	-	3,946	-	-	-	3,946
Office Expenses	-	-	3,365	-	-	-	3,365
Telecommunications	-	-	5,874	-	-	-	5,874
Data Processing	-	-	7,021	-	-	-	7,021
Dues and Subscriptions	-	-	3,053	-	-	-	3,053
Facilities Rental and Taxes	-	-	33,233	-	-	-	33,233
Expendable Prop 250 - 5000	-	-	13,500	-	-	-	13,500

ESSENTIAL AND POLICY PACKAGE FISCAL IMPACT SUMMARY

Consumer and Business Svcs, Dept of
Pkg: 107 - Consumer Education Advocacy

Cross Reference Name: Division of Financial Regulation
Cross Reference Number: 44000-018-00-00-00000

Description	General Fund	Lottery Funds	Other Funds	Federal Funds	Nonlimited Other Funds	Nonlimited Federal Funds	All Funds
Services & Supplies							
IT Expendable Property	-	-	19,983	-	-	-	19,983
Total Services & Supplies	**-**	**-**	**$96,277**	**-**	**-**	**-**	**$96,277**
Total Expenditures							
Total Expenditures	-	-	695,825	-	-	-	695,825
Total Expenditures	**-**	**-**	**$695,825**	**-**	**-**	**-**	**$695,825**
Ending Balance							
Ending Balance	-	-	-	-	-	-	-
Total Ending Balance	**-**	**-**	**-**	**-**	**-**	**-**	**-**
Total Positions							
Total Positions							3
Total Positions	**-**	**-**	**-**	**-**	**-**	**-**	**3**
Total FTE							
Total FTE							2.64
Total FTE	**-**	**-**	**-**	**-**	**-**	**-**	**2.64**

ESSENTIAL AND POLICY PACKAGE FISCAL IMPACT SUMMARY

Consumer and Business Svcs, Dept of
Pkg: 802 - Vacant Position Reductions

Cross Reference Name: Division of Financial Regulation
Cross Reference Number: 44000-018-00-00-00000

Description	General Fund	Lottery Funds	Other Funds	Federal Funds	Nonlimited Other Funds	Nonlimited Federal Funds	All Funds
Personal Services							
Class/Unclass Sal. and Per Diem	-	-	(399,096)	-	-	-	(399,096)
Empl. Rel. Bd. Assessments	-	-	(159)	-	-	-	(159)
Public Employees' Retire Cont	-	-	(71,518)	-	-	-	(71,518)
Social Security Taxes	-	-	(30,532)	-	-	-	(30,532)
Paid Family Medical Leave Insurance	-	-	(1,596)	-	-	-	(1,596)
Worker's Comp. Assess. (WCD)	-	-	(138)	-	-	-	(138)
Flexible Benefits	-	-	(118,800)	-	-	-	(118,800)
Reconciliation Adjustment	-	-	24,155	-	-	-	24,155
Total Personal Services	**-**	**-**	**($597,684)**	**-**	**-**	**-**	**($597,684)**
Total Expenditures							
Total Expenditures	-	-	(597,684)	-	-	-	(597,684)
Total Expenditures	**-**	**-**	**($597,684)**	**-**	**-**	**-**	**($597,684)**
Ending Balance							
Ending Balance	-	-	597,684	-	-	-	597,684
Total Ending Balance	**-**	**-**	**$597,684**	**-**	**-**	**-**	**$597,684**
Total Positions							
Total Positions							(3)
Total Positions	**-**	**-**	**-**	**-**	**-**	**-**	**(3)**

ESSENTIAL AND POLICY PACKAGE FISCAL IMPACT SUMMARY

Consumer and Business Svcs, Dept of
Pkg: 802 - Vacant Position Reductions

Cross Reference Name: Division of Financial Regulation
Cross Reference Number: 44000-018-00-00-00000

Description	General Fund	Lottery Funds	Other Funds	Federal Funds	Nonlimited Other Funds	Nonlimited Federal Funds	All Funds
Total FTE							
Total FTE							(3.00)
Total FTE	**-**	**-**	**-**	**-**	**-**	**-**	**(3.00)**

ESSENTIAL AND POLICY PACKAGE FISCAL IMPACT SUMMARY

Consumer and Business Svcs, Dept of
Pkg: 810 - Statewide Adjustments

Cross Reference Name: Division of Financial Regulation
Cross Reference Number: 44000-018-00-00-00000

Description	General Fund	Lottery Funds	Other Funds	Federal Funds	Nonlimited Other Funds	Nonlimited Federal Funds	All Funds
Revenues							
Federal Funds	-	-	-	-	-	-	-
Total Revenues	**-**	**-**	**-**	**-**	**-**	**-**	**-**
Services & Supplies							
Instate Travel	-	-	(15,813)	-	-	-	(15,813)
Employee Training	-	-	29,547	-	-	-	29,547
Office Expenses	-	-	3,376	-	-	-	3,376
Telecommunications	-	-	(50,730)	-	-	-	(50,730)
State Gov. Service Charges	-	-	(95,538)	-	-	-	(95,538)
Data Processing	-	-	(41,165)	-	-	-	(41,165)
Attorney General	-	-	(115,402)	-	-	-	(115,402)
Facilities Rental and Taxes	-	-	(76,545)	-	-	-	(76,545)
Other Services and Supplies	-	-	(35,992)	-	-	-	(35,992)
Total Services & Supplies	**-**	**-**	**($398,262)**	**-**	**-**	**-**	**($398,262)**
Capital Outlay							
Office Furniture and Fixtures	-	-	-	-	-	-	-
Total Capital Outlay	**-**	**-**	**-**	**-**	**-**	**-**	**-**
Total Expenditures							
Total Expenditures	-	-	(398,262)	-	-	-	(398,262)
Total Expenditures	**-**	**-**	**($398,262)**	**-**	**-**	**-**	**($398,262)**

Consumer and Business Svcs, Dept of
Pkg: 810 - Statewide Adjustments

Cross Reference Name: Division of Financial Regulation
Cross Reference Number: 44000-018-00-00-00000

Description	General Fund	Lottery Funds	Other Funds	Federal Funds	Nonlimited Other Funds	Nonlimited Federal Funds	All Funds
Ending Balance							
Ending Balance	-	-	398,262	-	-	-	398,262
Total Ending Balance	**-**	**-**	**$398,262**	**-**	**-**	**-**	**$398,262**

ESSENTIAL AND POLICY PACKAGE FISCAL IMPACT SUMMARY

Consumer and Business Svcs, Dept of
Pkg: 813 - Policy Bills

Cross Reference Name: Division of Financial Regulation
Cross Reference Number: 44000-018-00-00-00000

Description	General Fund	Lottery Funds	Other Funds	Federal Funds	Nonlimited Other Funds	Nonlimited Federal Funds	All Funds
Revenues							
General Fund Appropriation	5,000,000	-	-	-	-	-	5,000,000
Business Lic and Fees	-	-	393,156	-	-	-	393,156
Transfer from General Fund	-	-	5,000,000	-	-	-	5,000,000
Total Revenues	**$5,000,000**	**-**	**$5,393,156**	**-**	**-**	**-**	**$10,393,156**
Personal Services							
Class/Unclass Sal. and Per Diem	-	-	220,962	-	-	-	220,962
Empl. Rel. Bd. Assessments	-	-	92	-	-	-	92
Public Employees' Retire Cont	-	-	39,597	-	-	-	39,597
Social Security Taxes	-	-	16,904	-	-	-	16,904
Paid Family Medical Leave Insurance	-	-	884	-	-	-	884
Worker's Comp. Assess. (WCD)	-	-	80	-	-	-	80
Flexible Benefits	-	-	69,300	-	-	-	69,300
Reconciliation Adjustment	-	-	(28,406)	-	-	-	(28,406)
Total Personal Services	**-**	**-**	**$319,413**	**-**	**-**	**-**	**$319,413**
Services & Supplies							
Instate Travel	-	-	2,925	-	-	-	2,925
Out of State Travel	-	-	1,039	-	-	-	1,039
Employee Training	-	-	2,482	-	-	-	2,482
Office Expenses	-	-	985	-	-	-	985
Telecommunications	-	-	3,806	-	-	-	3,806
Data Processing	-	-	4,416	-	-	-	4,416
Publicity and Publications	-	-	2,000	-	-	-	2,000

ESSENTIAL AND POLICY PACKAGE FISCAL IMPACT SUMMARY

Consumer and Business Svcs, Dept of
Pkg: 813 - Policy Bills

Cross Reference Name: Division of Financial Regulation
Cross Reference Number: 44000-018-00-00-00000

Description	General Fund	Lottery Funds	Other Funds	Federal Funds	Nonlimited Other Funds	Nonlimited Federal Funds	All Funds
Services & Supplies							
Professional Services	-	-	-	-	-	-	-
IT Professional Services	-	-	5,600	-	-	-	5,600
Attorney General	-	-	23,440	-	-	-	23,440
Dues and Subscriptions	-	-	1,920	-	-	-	1,920
Facilities Rental and Taxes	-	-	-	-	-	-	-
Agency Program Related S and S	-	-	-	-	-	-	-
Intra-agency Charges	-	-	-	-	-	-	-
Expendable Prop 250 - 5000	-	-	9,000	-	-	-	9,000
IT Expendable Property	-	-	16,130	-	-	-	16,130
Total Services & Supplies	**-**	**-**	**$73,743**	**-**	**-**	**-**	**$73,743**
Special Payments							
Dist to Non-Gov Units	-	-	5,000,000	-	-	-	5,000,000
Dist to Individuals	-	-	-	-	-	-	-
Intra-Agency Gen Fund Transfer	5,000,000	-	-	-	-	-	5,000,000
Loan Repaid To State Agencies	-	-	-	-	-	-	-
Total Special Payments	**$5,000,000**	**-**	**$5,000,000**	**-**	**-**	**-**	**$10,000,000**
Total Expenditures							
Total Expenditures	5,000,000	-	5,393,156	-	-	-	10,393,156
Total Expenditures	**$5,000,000**	**-**	**$5,393,156**	**-**	**-**	**-**	**$10,393,156**

Consumer and Business Svcs, Dept of
Pkg: 813 - Policy Bills

Cross Reference Name: Division of Financial Regulation
Cross Reference Number: 44000-018-00-00-00000

Description	General Fund	Lottery Funds	Other Funds	Federal Funds	Nonlimited Other Funds	Nonlimited Federal Funds	All Funds
Ending Balance							
Ending Balance	-	-	-	-	-	-	-
Total Ending Balance	**-**	**-**	**-**	**-**	**-**	**-**	**-**
Total Positions							
Total Positions							2
Total Positions	**-**	**-**	**-**	**-**	**-**	**-**	**2**
Total FTE							
Total FTE							1.76
Total FTE	**-**	**-**	**-**	**-**	**-**	**-**	**1.76**

DETAIL OF LOTTERY FUNDS, OTHER FUNDS, AND FEDERAL FUNDS REVENUE

Consumer and Business Svcs, Dept of **Agency Number: 44000**

2023-25 Biennium **Cross Reference Number: 44000-018-00-00-00000**

Source	2019-21 Actuals	2021-23 Leg Adopted Budget	2021-23 Leg Approved Budget	2023-25 Agency Request Budget	2023-25 Governor's Budget	2023-25 Leg. Adopted Budget
Other Funds						
Workers Comp Insurance Taxes	-	3,345	3,345	86,017	86,017	149,024
Insurance Taxes	163,087,076	775,608,016	775,608,016	894,430,404	894,430,404	890,534,785
Other Selective Taxes	254,690,555	-	-	-	-	-
Business Lic and Fees	84,281,785	91,505,456	91,505,456	107,682,236	107,273,439	111,953,842
Fire Marshal Fees	30,370,179	33,437,584	33,437,584	38,217,069	38,217,069	40,605,352
Charges for Services	1,262,362	1,489,699	1,489,699	1,810,635	1,810,635	1,645,423
Fines and Forfeitures	2,612,242	2,447,234	2,447,234	3,992,447	3,992,447	1,439,097
Interest Income	4,541,689	2,144,029	2,144,029	1,322,449	1,322,449	1,191,481
Other Revenues	357,890	407,940	407,940	455,332	455,332	457,245
Transfer from General Fund	-	-	-	-	-	5,000,000
Transfer Out - Intrafund	(8,939,981)	(12,471,382)	(12,471,382)	(14,698,234)	(14,698,234)	(14,910,575)
Transfer to General Fund	(192,817,552)	(167,154,520)	(167,154,520)	(167,683,119)	(167,683,119)	(177,369,842)
Tsfr To Police, Dept of State	(30,525,769)	(33,437,584)	(33,437,584)	-	-	-
Tsfr to State FIre Marshal, Dept of	-	-	-	(37,706,567)	(37,706,567)	(40,387,232)
Tsfr To Oregon Health Authority	(136,488,420)	(500,234,585)	(500,234,585)	(549,421,635)	(584,334,264)	(584,334,264)
Total Other Funds	**$172,432,056**	**$193,745,232**	**$193,745,232**	**$278,487,034**	**$243,165,608**	**$235,974,336**
Federal Funds						
Federal Funds	97,199,247	109,186,844	109,186,844	240,150,828	120,075,414	120,075,414
Total Federal Funds	**$97,199,247**	**$109,186,844**	**$109,186,844**	**$240,150,828**	**$120,075,414**	**$120,075,414**
Nonlimited Other Funds						
Business Lic and Fees	(1,170)	-	-	-	-	-
Interest Income	38,261	3,378	3,378	69,579	69,579	119,713
Other Revenues	71,122	68,510	68,510	68,510	68,510	68,510
Total Nonlimited Other Funds	**$108,213**	**$71,888**	**$71,888**	**$138,089**	**$138,089**	**$188,223**

DETAIL OF LOTTERY FUNDS, OTHER FUNDS, AND FEDERAL FUNDS REVENUE

Source	Fund	ORBITS Revenue Acct	2019-2021 Actual	2021-23 Legislatively Adopted	2021-23 Estimated	2023-25		
						Agency Request	Governor's	Legislatively Adopted
Workers Comp Insurance Taxes	OF	0125	-	3,345	3,34	86,017	86,017	149,024
Insurance Taxes	OF	0150	163,087,076	775,608,016	775,608,016	894,430,404	894,430,404	890,534,785
Other Selective Taxes	OF	0190	254,690,555	-	-	-	-	-
Business Lic and Fees	OF	0205	84,281,785	91,505,456	91,505,456	107,682,236	107,273,439	111,953,842
Fire Marshal Fees	OF	0250	30,370,179	33,437,584	33,437,584	38,217,069	38,217,069	40,605,352
Charges for Services	OF	0410	1,262,362	1,489,699	1,489,699	1,810,635	1,810,635	1,645,423
Fines and Forfeitures	OF	0505	2,612,242	2,447,234	2,447,234	3,992,447	3,992,447	1,439,097
Interest Income	OF	0605	4,541,689	2,144,029	2,144,029	1,322,449	1,322,449	1,191,481
Other Revenues	OF	0975	357,890	407,940	407,940	455,332	455,332	457,245
Transfer from General Fund	OF	1060	-	-	-	-	-	5,000,000
Transfer Out - Intrafund	OF	2010	(8,939,981)	(12,471,382)	(12,471,382)	(14,698,234)	(14,698,234)	(14,910,575)
Transfer to General Fund	OF	2060	(192,817,552)	(167,154,520)	(167,154,520)	(167,683,119)	(167,683,119)	(177,369,842)
Tsfr To Police, Dept of State	OF	2257	(30,525,769)	(33,437,584)	(33,437,584)	-	-	-
Tsfr to State FIre Marshal, Dept of	OF	2260	-	-	-	(37,706,567)	(37,706,567)	(40,387,232)
Tsfr To Oregon Health Authority	OF	02443	(136,488,420)	(500,234,585)	(500,234,585)	(549,421,635)	(584,334,264)	(584,334,264)
Federal Funds	FF	0995	97,199,247	109,186,844	109,186,844	240,150,828	120,075,414	120,075,414

DETAIL OF LOTTERY FUNDS, OTHER FUNDS, AND FEDERAL FUNDS REVENUE

Source	Fund	ORBITS Revenue Acct	2019-2021 Actual	2021-23 Legislatively Adopted	2021-23 Estimated	2023-25		
						Agency Request	Governor's	Legislatively Adopted
Business Lic and Fees	OF NL	0205	(1,170)	-	-	-	-	-
Interest Income	OF NL	0605	38,261	3,378	3,378	69,579	69,579	119,713
Other Revenues	OF NL	0975	71,122	68,510	68,510	68,510	68,510	68,510

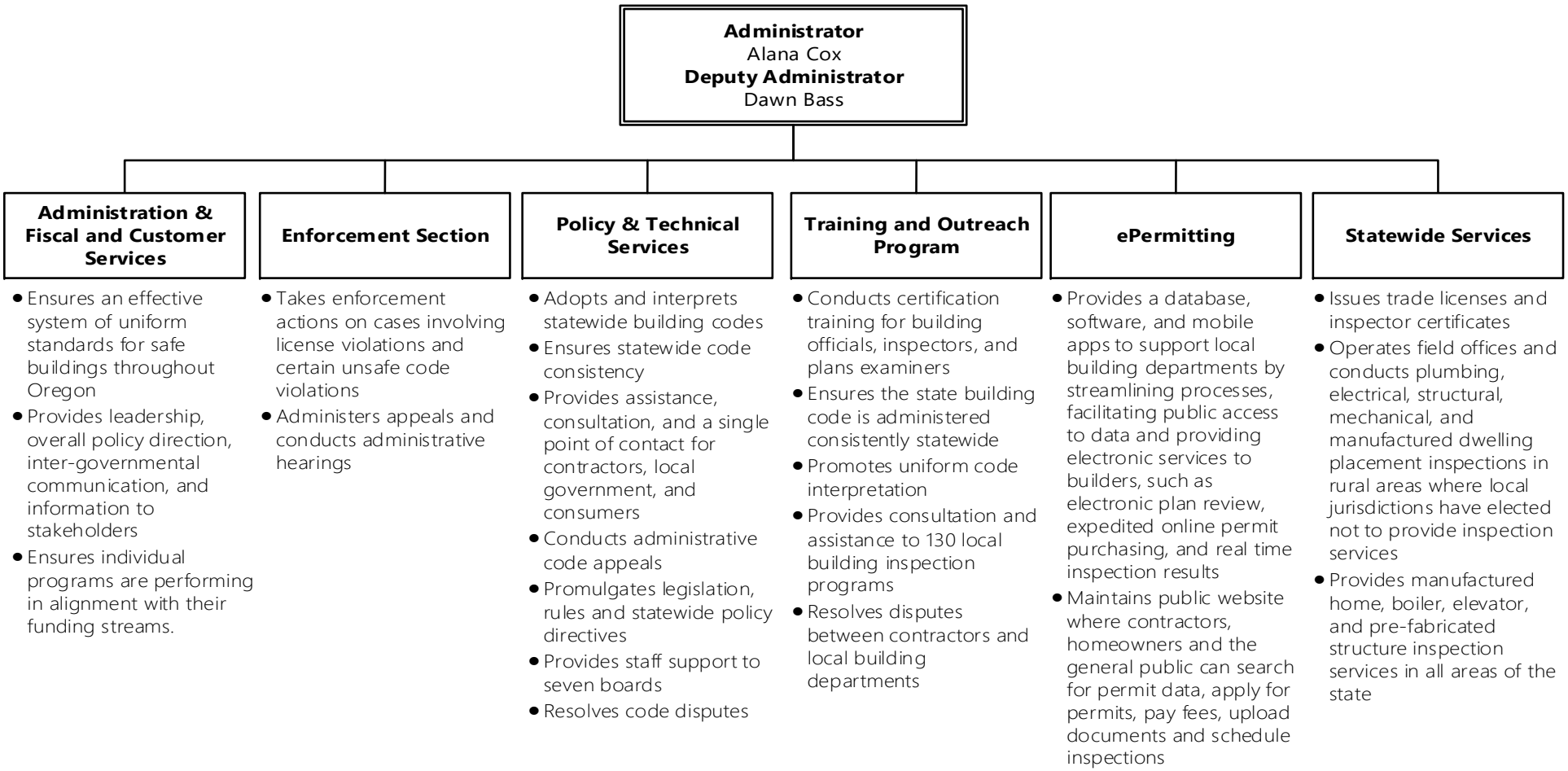

Building Codes Division	
2021-23	2023-25
135 Positions	133 Positions
135.00 FTE	132.76 FTE
$55,517,977 (TF)	$53,181,622 (TF)

Enabling Legislation/Program Authorization
ORS 455.020

Program Overview
The building safety program adopts construction codes for 11 specialty areas, licenses trade workers and businesses, and oversees a statewide inspection system of local government services to protect property and building occupants from electrical shock, waterborne diseases, collapse, and other disastrous conditions. The program also safeguards Oregonians' investment in buildings and structures by requiring energy efficiency, use of appropriate construction technology, and other elements that ensure building performance. The program creates statewide minimum standards and consistency by applying a single code throughout Oregon to make sure businesses can rely on having the same standards from one area to the next. The program also serves as a centralized resource of subject matter experts for contractors and local government.

Program Description
The Building Codes Division (BCD) ensures safe and effective building construction while supporting a positive business climate by:

- Adopting building codes with the advice of seven statutory boards that provide the minimum level of safety in all areas of Oregon.
- Licensing trade workers, subcontractors, and municipal building inspectors to ensure a knowledgeable and proficient workforce.
- Enforcing laws to prevent unsafe or dangerous building conditions, monitoring business licensing and trade worker regulatory requirements, and ensuring a uniform regulatory environment exists for building construction while providing additional options and increased local flexibility when appropriate based on local conditions.
- Establishing training and education requirements to ensure businesses, individuals, and building inspectors are knowledgeable on new technology, new design standards, and building code requirements while achieving a consistent, uniform regulatory environment.
- Conducting inspections and plan review in areas where local governments choose not to provide building program services, or in areas (through partnership with local government) where short- or long-term supplemental services are requested to support economic needs.
- Providing statewide safety inspection services for specialized equipment, including elevators, boilers, pressure vessels, and amusement rides.
- Supporting local jurisdictions and businesses by leveraging technology, such as mobile applications and connected devices, to facilitate more efficient plan review and permitting activities.
- Training new and existing inspectors to ensure technical competency and expand relevant skills.
- Collaborating with public and private entities and institutions to allow for the use of emerging technology in alternate construction methods and materials.
- Cooperating with other state agencies, including the Construction Contractors Board, Office of State Fire Marshal, Oregon Department of Energy, and Oregon Health Authority, on crossover issues related to construction standards and licensing.

In Oregon, building codes are set and enforced at the state level to ensure a minimum level of safety in all areas of the state and to create a consistent and predictable regulatory environment for businesses, the public, and contractors. BCD also provides training to ensure competent, consistent enforcement across all areas of the state. With

the help of seven boards representing specialty areas of construction, Oregon building safety programs achieve public safety. They also provide a single point of contact for the construction industry and consumers to address statewide public safety and building performance concerns.

Program Performance
A mix of state and local government services carry out building safety inspection in Oregon. The state provides services in areas where cities and counties choose not to provide local services or do not have adequate resources to meet the minimum required levels of service.

In addition, BCD has statewide responsibility for certain types of permits, such as pre-fabricated structures, boilers, elevators, and in-plant manufactured dwellings. The recreational vehicle program ended Dec. 31, 2019, which accounts for the decreased permit numbers for 2020 and 2021. BCD also issues permits for minor construction work that can be used anywhere in the state (minor permit labels).

Permits issued (BCD has statewide responsibility):					
2016	**2017**	**2018**	**2019**	**2020**	**2021**
50,158	59,211	57,168	55,049	35,153	38,004

Permits issued (minor permit labels):					
2016	**2017**	**2018**	**2019**	**2020**	**2021**
75,474	74,969	78,420	87,110	82,245	93,240

Funding Streams
The following fund the building safety program:

- ***52 percent*** funded by surcharges on permit fees, including those collected by local jurisdictions that have assumed responsibility for code administration and enforcement
- ***32 percent*** funded by building permits
- ***10 percent*** funded by licensing trade professionals
- ***3 percent*** funded by a variety of smaller revenue sources
- ***3 percent*** funded by investment income and civil penalties for violations of the statewide building code

In addition to the ongoing funding streams above, BCD received a one-time fund to support the Fire Hardening and Wildfire Resiliency Grant Program in 2021-23 (HB 5006 – 2021).

Significant Proposed Program Changes from 2021-23
None.

Emerging Issues

1. Transforming the building inspection workforce.
Oregon is experiencing an inspector workforce shortage. Finding new inspectors with the necessary skills to take advantage of new technology and training is challenging, especially in rural areas.

- BCD continues to develop and expand its ability to provide relevant training to a wide range of students to grow and diversify the pool of certified inspectors. This includes offering specialized “light commercial” training courses, with the implementation of SB 866 (2021).
- BCD is using new technology and delivery methods to effectively provide its training classes to students located in both urban and rural areas of the state.

- BCD is expanding advertisement and outreach to communities that have been traditionally underserved.

2. Creating flexibility in building inspection program operations.
COVID-19 presented challenges across Oregon and has required flexibility for operations to deliver services for customers.
BCD is transitioning its existing workforce to a hybrid work environment and using the lessons from COVID-19 to deliver services in new ways. The nimble and flexible approach includes accounting for the following:

- Using technology is one way BCD and local governments maximize their resources. BCD provides permitting software and applications for plan review and inspections to local governments. This includes providing a platform to conduct virtual inspections.
- Providing flexibility and resources as needed throughout the state helps the construction industry and local governments with their needs during peak construction times and for when a community is recovering from a natural disaster. Traditionally, the construction industry has been a leading economic indicator, meaning any economic downturns can affect the construction industry before they are felt throughout the wider economy, and the recovery for the construction industry can lag behind other sectors. The construction industry generates the majority of BCD's revenue, and the fees are dedicated to the program areas that generate the revenue.
- During the previous recession, BCD lost many positions and was forced to align personnel and business practices with decreased revenue streams. During the recovery, BCD maintained its reduced level of staffing while faced with increased demand for services from local governments. BCD continues operating at minimum required staffing levels, yet has to provide its statutorily required services during an economic downturn, creating a challenge for nimble service delivery in the face of economic and natural disasters.

3. Legislative issues.
BCD actively works to resolve emerging issues within existing statutory authority, but the following reflects high-level emerging legislative issues:

- Energy efficiency: BCD is working to implement the directives in Executive Order 20-04, as well as the remaining directives from Executive Order 17-20, on the timelines provided by the Governor's Office. These orders establish energy efficiency goals to be reached through code adoption. Recent legislation created the Resilient Efficient Buildings Task Force to identify and evaluate policies related to building codes and building decarbonization for new and existing buildings to enable the state to meet its greenhouse gas emission reduction goals. The task force will explore options related to developing optional energy efficiency code standards.
- Wildfire risk: The legislature has identified wildfire risk as a topic of concern. Through implementation of Senate Bill 762 (2021), BCD is working with stakeholders and local governments to adopt code standards for wildfire mitigation in areas that are considered a high risk for wildfires. BCD has partnered with Oregon State University to provide an online tool that will help local governments and property owners identify what wildfire mitigation standards apply to their property.
- Technology: House Bill 2415 (2021) requires BCD to develop minimum standards for permitting and plan review software used by local governments. BCD provides ePermitting

software to all local governments free of charge. Under the bill, by 2025, local governments will need to have a system that meets minimum standards or join ePermitting. This work provides an opportunity to bring together stakeholders and local governments to determine how to best provide timely and effective inspection and plan review services using technology, including exploration of virtual inspection tools.

Program Narrative

2021-23 Accomplishments

1. **Continued to provide essential government services and support while complying with pandemic-related work restrictions.**
   - The construction industry continued working throughout the pandemic, requiring services and support from the division, as well as local jurisdictions.
   - BCD adapted to the new reality and provided services and support to both the construction industry and local government partners.
   - Increased public participation with policy development through virtual board meetings and rule advisory committee meetings.
   - Implemented temporary rule changes and provided additional education about existing options to provide local jurisdictions increased flexibility to meet the challenges created by the pandemic.
   - Worked in partnership with licensing boards to provide regulatory flexibility for licensees to help ensure license holders did not experience undue hardship related to the pandemic.

2. **Fire hardening and wildfire resiliency.**
   - Created additional code standards related to building in areas with higher wildfire risk through the implementation of SB 762.
   - Worked with the legislature, local governments, and state agency partners to create a fire hardening grant program to assist victims of the 2020 wildfires.
   - Participated in enterprise policy discussions related to wildfire risk mitigation, including the Wildfire Policy Advisory Council.

3. **Expanded services to local governments and businesses as economic activity increased.**
   - Increased the number of cities and counties across the state that use the full-service ePermitting portal to more than 76. In addition to purchasing permits, contractors and other customers can upload building plans and schedule inspections.
   - Continued development of the full-service ePermitting portal to provide more options for contractors to purchase other construction-related permits.
   - Entered into more intergovernmental agreements (IGAs) with rural building inspection programs in order to provide inspection services in areas that lacked adequate staff.
   - Continued cultivating partnerships with city and county governments, particularly in rural counties where large geographical areas are served and permit activities fluctuate year to year, to help them deliver efficient and effective building department services.
   - Increased flexibility of the licensed workforce by expanding license reciprocity with Washington, issuing approximately 2,700 electrical, plumbing, and boiler licenses a year.

4. **Provided enhanced flexibility to building departments and contractors so construction work can start more quickly while still meeting statewide codes and standards.**
   - Partnered with the Construction Contractors Board (CCB) to coordinate sharing of enforcement information, resources, and electronic systems.
   - Provided expertise, tools, and support to enable local governments to streamline the permitting and inspection processes in their jurisdictions, resulting in enhanced flexibility and improved customer support.
   - Helped seven advisory boards work with stakeholders to continue administering the state building code and enforcing associated licensing laws.
   - Expanded public engagement through virtual options for Rules Advisory Committees (RACs) and public meetings.
   - Provided training and education to about 900 students per year across 12 different certifications to help address the statewide building inspector shortage and increase the skilled workforce available to local jurisdictions.

5. **Created more predictability and consistency in the implementation of codes across the state.**
   - Updated the Oregon Residential Specialty Code, Oregon Electrical Specialty Code, Oregon Plumbing Specialty Code, Oregon Mechanical Specialty Code, Oregon Structural Specialty Code, and the Oregon Boiler and Pressure Vessel Specialty Code.
   - Became the first state in the country to adopt the ASHRAE 90.1-2019 standard (the new benchmark for commercial building energy code in the United States) as the minimum required energy efficiency standard. Provided virtual training for local inspectors and building officials to ensure the code continued to be enforced in a consistent and predictable manner, despite the pandemic-related challenges.
   - Reinforced the options available to allow new construction practices and emerging technologies by developing technical bulletins and statewide alternate methods, and applying performance-based approaches to construction projects.
   - Ensured timeliness of construction projects through ongoing informal dispute resolution processes to address disputes involving contractors and local governments.

6. **Assisted emergency response.**
   - Provided critical staff members, services, expertise, and assistance during disasters, including participating in statewide pandemic response programs. Disasters can take many forms, including natural disasters, disease, and economic turmoil. BCD provided essential services to Oregonians, regardless of the circumstances. Buildings and the construction industry are critical to the recovery from emergencies. Because emergencies can happen with little or no warning, BCD must always be ready to quickly respond and provide assistance when needed.
   - The COVID-19 pandemic had an immediate and large effect on BCD and the construction industry. BCD continued to provide essential services, such as permitting, plan review, inspections, enforcement, and licensing. During this time, BCD complied with all other statutory requirements, as well as directives from the governor contained in executive orders.

2023-25 Expected Results

The construction industry and the national model codes continue to evolve and become more complex as they incorporate new technology and techniques to meet social goals such as greenhouse gas reductions, net zero energy use homes, emergency planning, resiliency, disaster mitigation, and occupant safety requirements. These increased demands on the code create an increased need for BCD's existing expertise, training, tools, resources, and consultation services. BCD will continue to adopt, administer, and enforce codes at the state level that provide Oregonians with safe, efficient, and affordable buildings in which to live and work. BCD is preparing to meet these challenges in the following ways:

- Support economic growth and consistent code application by responding quickly to the needs of local governments and businesses for code interpretation, dispute resolution, and inspection services.
- Continue working with partners to progress development of highly energy-efficient building codes, meeting the requirements of Executive Orders 17-20 and 20-04.
- Continue to develop in-house expertise and partnerships with city and county governments to help them provide building inspection services.
- Continue implementing a comprehensive ePermitting program that supports the needs of local governments.
- Expand virtual inspection pilots to determine how to use the technology in the most cost-effective way.
- Streamline targeted minor work inspections by expanding the minor permit label program to include certain mechanical installations.
- Continue to develop a mobile application to expand the ability of customers to purchase permits and schedule inspections from the jobsite or wherever customers are located.
- Continue to enforce the statewide code by providing training and support to local jurisdictions and building officials so contractors can rely on having the code applied in a consistent and predictable manner throughout the state.
- Help maintain a highly trained and efficient building inspector workforce by aligning inspector certification requirements with the changing needs of the construction industry and delivering training to new inspectors located throughout the state. This statewide approach to training helps ensure all local jurisdictions have access to qualified inspectors.
- Reinstitute in-person and on-site inspector training to supplement online classes and trainings.
- Maintain relationships with local governments to help grow the inspector workforce.
- Expand web-based continuing education program opportunities for inspectors, planners, designers, and contractors to keep the Oregon construction industry up to date on code requirements.
- Continue to provide excellent customer service to contractors, building owners, and local jurisdictions by maintaining subject matter expertise on code requirements, and making those code experts available to timely and effectively respond to questions and facilitate dispute resolution.

Revenue Sources

BCD revenues come from the following sources:

- Permit, surcharge, inspection, and license fees

- U.S. Department of Housing and Urban Development cooperative agreement regarding production of manufactured homes
- Manufactured structure ownership document fees and trip permits
- Fines
- Investment revenue

In addition to the ongoing revenue sources above, BCD received a one-time fund to support the Fire Hardening and Wildfire Resiliency Grant Program in 2021-23 (HB 5006 – 2021).

Building Codes Fees

Fees for permits, inspections, and licenses are the major sources of BCD's revenue. In addition, surcharges are levied on permit fees, including those collected by local jurisdictions that have assumed responsibility for code administration and enforcement.

BCD has a cooperative agreement with the U.S. Department of Housing and Urban Development and is reimbursed for the costs of working with the Office of Manufactured Housing Programs as the State Administrative Agency, which is the consumer assistance side of the federal program.

The revenues for BCD are evaluated at least once per biennium to account for changes in trends, economic factors, and industry drivers. Revenue is separated into several programs such as electrical, plumbing, structural, and other programs. Revenue is specifically dedicated to the program from which the revenue is sourced, preventing BCD from balancing overall resources across the entire organization. Construction industry trends, both upturns and downturns, often have a longer cycle than a single biennium. BCD has more than 350 dedicated fees. We do not anticipate any changes in BCD fees during the 2023-25 biennium.

Proposed Legislation

None.

Base Budget

Agency Request: $57,896,893 – Pos.: 135 FTE: 135.00
Governor's Recommended Budget: $57,896,893 – Pos.: 135 FTE: 135.00
Legislatively Adopted Budget: $57,896,893 – Pos.: 135 FTE: 135.00

The base budget request is the 2021-23 Legislatively Adopted Budget and administrative changes approved by the Department of Administrative Services through February 2022 and roll-up of salary costs.

Essential Packages

Essential Package No. 010 – Non-PICS Service Adjustment
Agency Request: $199,622
Governor's Recommended Budget: $199,622
Legislatively Adopted Budget: $199,622

Essential Package No. 021 – Program Adjustments
Agency Request: $0
Governor's Recommended Budget: $0
Legislatively Adopted Budget: $0

Essential Package No. 022 – Phased-out Programs and One-time Costs
Agency Request: ($10,703,917) – Pos.: (1) FTE: (1.00)
Governor's Recommended Budget: ($10,703,917) – Pos.: (1) FTE: (1.00)
Legislatively Adopted Budget: ($10,703,917) – Pos.: (1) FTE: (1.00)

Essential Package No. 031 – Cost Adjustment for Inflation and Price List Items
Agency Request: $758,349
Governor's Recommended Budget: $758,349
Legislatively Adopted Budget: $758,349

Essential Package No. 032 – Above Standard Inflation
Agency Request: $84,435
Governor's Recommended Budget: $84,435
Legislatively Adopted Budget: $84,435

Essential Package No. 040 – Mandated Caseload & Costs
Agency Request: $0
Governor's Recommended Budget: $0
Legislatively Adopted Budget: $0

Essential Package No. 050 – Fund Shifts/Revenue Reductions
Agency Request: $0
Governor's Recommended Budget: $0
Legislatively Adopted Budget: $0

Essential Package No. 060 – Technical Adjustments
Agency Request: ($1,278,768)
Governor's Recommended Budget: ($1,278,768)
Legislatively Adopted: ($1,278,768)

Current Service Level (CSL) Budget

Agency Request: $46,956,614 – Pos.: 134 FTE: 134.00
Governor's Recommended Budget: $46,956,614 – Pos.: 134 FTE: 134.00
Legislatively Adopted Budget: $46,956,614 – Pos.: 134 FTE: 134.00

The division's CSL budget is the total of the base budget request and essential packages. Approval of CSL continues current operations through the 2023-25 biennium.

Policy Package No. 070 – Revenue Shortfalls
Agency Request: $0
Governor's Recommended Budget: $0
Legislatively Adopted Budget: $0

Modified Current Service Level (CSL) Budget

Agency Request: $46,956,614 – Pos.: 134 FTE : 134.00
Governor's Recommended Budget: $46,956,614 – Pos.:134 FTE: 134.00
Legislatively Adopted Budget: $46,956,614 – Pos.: 134 FTE: 134.00

The division's modified CSL budget is the total of CSL budget minus the revenue shortfall policy package 070. Approval of the modified CSL continues current operations through the 2023-25 biennium.

Policy Packages

Policy Package No. 090 – Analyst Adjustments
Governor's Recommended Budget: $0
Legislatively Adopted Budget: $0

This package fund shifts $9,678 in General Fund in Pension Obligation Bond costs to Other Funds to address budgeted expenditures inadvertently left over after the development of Current Service Level. This package contains a transfer to Department of Land Conservation and Development for creation of the Housing Production and Accountability Office (HPAO) which will provide technical assistance and support to local governments and housing developers working to reduce land use and permitting barriers to housing production.

Policy Package No. 801 – LFO Analyst Adjustments
Legislatively Adopted Budget: $0

This package shifts the funding for an Operations & Policy Analyst 2 position in the Building Codes Division from Other Funds to Federal Funds.

Policy Package No. 802 – Vacant Position Reductions
Legislatively Adopted Budget: ($609,745) – Pos.: (3) FTE: (3.00)

This package reduces Other Funds expenditure limitation by $609,745 and three positions (3.00 FTE), abolishing a long-term vacant Professional Engineer 2 position (1.00 FTE), an Office Specialist 1 position (1.00 FTE), and a Structural/Mechanical Inspector, Commercial Residential position (1.00 FTE). The package also reclassifies a Plans Examiner - Residential to a Plans Examiner - Commercial & Residential. The reclassification request was reviewed and approved by the Department of Administrative Services, Chief Human Resources Office.

Policy Package No. 811 – Budget Reconciliation
Legislatively Adopted Budget: $6,300,000

A one-time General Fund appropriation of $6.3 million was approved to reauthorize unspent funding for the Department of Consumer and Business Services Fire Hardening Grant Program formed as part of the Wildfire Recovery Initiative adopted in the 2021 session. The Fire Hardening Grant Program incentivizes residential and commercial fire hardening for rebuilding and repairing dwellings and other structures that were destroyed or damaged in the 2020 wildfires. The reauthorized grant funds will be made available to 2021 wildfire survivors in addition to the 2020 survivors. Of the $6.3 million, $300,000 is available to counties for program administration.

Policy Package No. 813 – Policy Bills
Legislatively Adopted Budget: $756,051 – Pos.: 2 FTE: 1.76

HB 3409 increases Other Funds expenditure limitation for DCBS by $756,051 in the 2023-25 biennium, with anticipated Other Funds costs of $835,691 in the 2025-27 biennium. In the 2023-25 biennium, this includes $683,357 for personal services and $72,694 for services and supplies. Other Funds revenues are derived from building code division fees; it is not clear if this measure would require an increase in fees or if the Department has sufficient reserves to pay for position costs in the short term. The funding for DCBS supports two full-time permanent positions, an Operations and Policy Analyst 4 and a Professional Engineer 2 (both 0.88 FTE) to serve as subject matter experts on energy efficiency and the building code.

Revenues

2023-25 Beginning Balance	**$ 57,951,770**
Revenues	
General Fund Appropriation	6,300,000
Workers' Compensation Insurance Taxes	-
Other Employer-Employee Taxes	-
Insurance Taxes	-
Business License & Fees	44,513,469
Charges for Services	230,294
Fines & Forfeitures	424,265
Interest Income	1,028,922
Other Revenues	73,503
Federal Revenue	302,603
Subtotal Revenues	*$ 52,873,056*
Transfers	
Transfers In - Intrafund	-
Transfers Out - Intrafund	(10,422,874)
Transfers Out - General Fund	-
Transfers Out - Counties	(529,416)
Subtotal Transfers	*($10,952,290)*
Available Funds	**99,872,536**
2023-25 Budgeted Expenditures	53,181,622
2023-25 Ending Balance	**$ 46,690,914**

Legislatively Adopted Budget

2021-23 Legislatively Approved Budget	Operational	Pass Through Expenditures	Total	FTE
Total 2021-23 LAB	**$ 45,508,857**	**$ 10,009,120**	**$ 55,517,977**	**135.00**

2023-25 Legislatively Adopted Budget	Operational	Pass Through Expenditures	Total	FTE
Base Budget	$47,887,773	$10,009,120	$57,896,893	135.00
Essential Packages				
Pkg. 010 Non-PICS Personal Services Vacancy Factor	$199,622	-	$199,622	-
Pkg. 021 Phase-In	-	-	-	-
Pkg. 022 Phase-Out Program & One-time Costs	($703,917)	($10,000,000)	($10,703,917)	(1.00)
Pkg. 031 Standard Inflation	$757,966	$383	$758,349	-
Pkg. 032 Above Standard Inflation	$84,435	-	$84,435	-
Pkg. 060 Technical Adjustments	($1,278,768)	-	(1,278,768)	-
Subtotal, Essential Packages	*($940,662)*	*($9,999,617)*	*($10,940,279)*	*(1.00)*
Subtotal, Current Service Level	*$46,947,111*	*$9,503*	*$46,956,614*	*134.00*
Pkg. 070 Revenue Shortfalls	-	-	-	-
Modified Current Service Level	*$46,947,111*	*$9,503*	*$46,956,614*	*134.00*
Policy Packages				
Pkg. 090 Analyst Adjustment	-	-	-	-
Pkg. 801 LFO Analyst Adjustments	-	-	-	-
Pkg. 802 Vacant Position Reductions	(609,745)	-	(609,745)	(3.00)
Pkg. 810 Statewide Adjustments	(221,298)	-	(221,298)	-
Pkg. 811 Budget Reconciliation	300,000	6,000,000	6,300,000	-
Pkg. 813 Policy Bills	756,051	-	756,051	1.76
2023-25 Total Legislatively Adopted Budget	**$47,172,119**	**$6,009,503**	**$53,181,622**	**132.76**

ESSENTIAL AND POLICY PACKAGE FISCAL IMPACT SUMMARY

Consumer and Business Svcs, Dept of **Cross Reference Name: Building Codes Division**

Pkg: 010 - Vacancy Factor and Non-ORPICS Personal Services **Cross Reference Number: 44000-019-00-00-00000**

Description	General Fund	Lottery Funds	Other Funds	Federal Funds	Nonlimited Other Funds	Nonlimited Federal Funds	All Funds
Revenues							
General Fund Appropriation	9,678	-	-	-	-	-	9,678
Total Revenues	**$9,678**	**-**	**-**	**-**	**-**	**-**	**$9,678**
Personal Services							
Temporary Appointments	-	-	7,749	-	-	-	7,749
Overtime Payments	-	-	5,865	-	-	-	5,865
All Other Differential	-	-	698	-	-	-	698
Public Employees' Retire Cont	-	-	1,176	-	-	-	1,176
Pension Obligation Bond	9,678	-	(10,268)	-	-	-	(590)
Social Security Taxes	-	-	1,095	-	-	-	1,095
Unemployment Assessments	-	-	591	-	-	-	591
Paid Family Medical Leave Insurance	-	-	26	-	-	-	26
Mass Transit Tax	-	-	11,694	-	-	-	11,694
Vacancy Savings	-	-	171,318	-	-	-	171,318
Total Personal Services	**$9,678**	**-**	**$189,944**	**-**	**-**	**-**	**$199,622**
Total Expenditures							
Total Expenditures	9,678	-	189,944	-	-	-	199,622
Total Expenditures	**$9,678**	**-**	**$189,944**	**-**	**-**	**-**	**$199,622**
Ending Balance							
Ending Balance	-	-	(189,944)	-	-	-	(189,944)
Total Ending Balance	**-**	**-**	**($189,944)**	**-**	**-**	**-**	**($189,944)**

ESSENTIAL AND POLICY PACKAGE FISCAL IMPACT SUMMARY

Consumer and Business Svcs, Dept of **Cross Reference Name: Building Codes Division**
Pkg: 022 - Phase-out Pgm & One-time Costs **Cross Reference Number: 44000-019-00-00-00000**

Description	General Fund	Lottery Funds	Other Funds	Federal Funds	Nonlimited Other Funds	Nonlimited Federal Funds	All Funds
Revenues							
General Fund Appropriation	(10,703,917)	-	-	-	-	-	(10,703,917)
Total Revenues	**($10,703,917)**	**-**	**-**	**-**	**-**	**-**	**($10,703,917)**
Personal Services							
Class/Unclass Sal. and Per Diem	(183,120)	-	-	-	-	-	(183,120)
Empl. Rel. Bd. Assessments	(53)	-	-	-	-	-	(53)
Public Employees' Retire Cont	(32,815)	-	-	-	-	-	(32,815)
Social Security Taxes	(14,009)	-	-	-	-	-	(14,009)
Paid Family Medical Leave Insurance	(732)	-	-	-	-	-	(732)
Worker's Comp. Assess. (WCD)	(46)	-	-	-	-	-	(46)
Flexible Benefits	(39,600)	-	-	-	-	-	(39,600)
Total Personal Services	**($270,375)**	**-**	**-**	**-**	**-**	**-**	**($270,375)**
Services & Supplies							
Professional Services	(433,542)	-	-	-	-	-	(433,542)
Total Services & Supplies	**($433,542)**	**-**	**-**	**-**	**-**	**-**	**($433,542)**
Special Payments							
Dist to Counties	(10,000,000)	-	-	-	-	-	(10,000,000)
Total Special Payments	**($10,000,000)**	**-**	**-**	**-**	**-**	**-**	**($10,000,000)**

ESSENTIAL AND POLICY PACKAGE FISCAL IMPACT SUMMARY

Consumer and Business Svcs, Dept of
Pkg: 022 - Phase-out Pgm & One-time Costs

Cross Reference Name: Building Codes Division
Cross Reference Number: 44000-019-00-00-00000

Description	General Fund	Lottery Funds	Other Funds	Federal Funds	Nonlimited Other Funds	Nonlimited Federal Funds	All Funds
Total Expenditures							
Total Expenditures	(10,703,917)	-	-	-	-	-	(10,703,917)
Total Expenditures	**($10,703,917)**	**-**	**-**	**-**	**-**	**-**	**($10,703,917)**
Ending Balance							
Ending Balance	-	-	-	-	-	-	-
Total Ending Balance	**-**	**-**	**-**	**-**	**-**	**-**	**-**
Total Positions							
Total Positions							(1)
Total Positions	**-**	**-**	**-**	**-**	**-**	**-**	**(1)**
Total FTE							
Total FTE							(1.00)
Total FTE	**-**	**-**	**-**	**-**	**-**	**-**	**(1.00)**

ESSENTIAL AND POLICY PACKAGE FISCAL IMPACT SUMMARY

Consumer and Business Svcs, Dept of **Cross Reference Name: Building Codes Division**
Pkg: 031 - Standard Inflation **Cross Reference Number: 44000-019-00-00-00000**

Description	General Fund	Lottery Funds	Other Funds	Federal Funds	Nonlimited Other Funds	Nonlimited Federal Funds	All Funds
Services & Supplies							
Instate Travel	-	-	26,757	353	-	-	27,110
Out of State Travel	-	-	640	1	-	-	641
Employee Training	-	-	6,624	7	-	-	6,631
Office Expenses	-	-	23,322	102	-	-	23,424
Telecommunications	-	-	27,522	87	-	-	27,609
State Gov. Service Charges	-	-	271,294	-	-	-	271,294
Data Processing	-	-	107,510	-	-	-	107,510
Publicity and Publications	-	-	6,191	4	-	-	6,195
Professional Services	-	-	81,665	45	-	-	81,710
IT Professional Services	-	-	15,625	-	-	-	15,625
Attorney General	-	-	65,002	471	-	-	65,473
Employee Recruitment and Develop	-	-	745	-	-	-	745
Dues and Subscriptions	-	-	883	-	-	-	883
Facilities Rental and Taxes	-	-	34,137	255	-	-	34,392
Fuels and Utilities	-	-	806	-	-	-	806
Facilities Maintenance	-	-	3,043	2	-	-	3,045
Agency Program Related S and S	-	-	7	-	-	-	7
Intra-agency Charges	-	-	428	-	-	-	428
Other Services and Supplies	-	-	41,188	50	-	-	41,238
Expendable Prop 250 - 5000	-	-	4,697	-	-	-	4,697
IT Expendable Property	-	-	11,192	119	-	-	11,311
Total Services & Supplies	**-**	**-**	**$729,278**	**$1,496**	**-**	**-**	**$730,774**
Capital Outlay							
Technical Equipment	-	-	21,883	-	-	-	21,883

ESSENTIAL AND POLICY PACKAGE FISCAL IMPACT SUMMARY

Consumer and Business Svcs, Dept of
Pkg: 031 - Standard Inflation

Cross Reference Name: Building Codes Division
Cross Reference Number: 44000-019-00-00-00000

Description	General Fund	Lottery Funds	Other Funds	Federal Funds	Nonlimited Other Funds	Nonlimited Federal Funds	All Funds
Capital Outlay							
Data Processing Software	-	-	5,309	-	-	-	5,309
Total Capital Outlay	**-**	**-**	**$27,192**	**-**	**-**	**-**	**$27,192**
Special Payments							
Dist to Counties	-	-	-	-	-	-	-
Dist to Other Gov Unit	-	-	383	-	-	-	383
Total Special Payments	**-**	**-**	**$383**	**-**	**-**	**-**	**$383**
Total Expenditures							
Total Expenditures	-	-	756,853	1,496	-	-	758,349
Total Expenditures	**-**	**-**	**$756,853**	**$1,496**	**-**	**-**	**$758,349**
Ending Balance							
Ending Balance	-	-	(756,853)	(1,496)	-	-	(758,349)
Total Ending Balance	**-**	**-**	**($756,853)**	**($1,496)**	**-**	**-**	**($758,349)**

ESSENTIAL AND POLICY PACKAGE FISCAL IMPACT SUMMARY

Consumer and Business Svcs, Dept of
Pkg: 032 - Above Standard Inflation

Cross Reference Name: Building Codes Division
Cross Reference Number: 44000-019-00-00-00000

Description	General Fund	Lottery Funds	Other Funds	Federal Funds	Nonlimited Other Funds	Nonlimited Federal Funds	All Funds
Services & Supplies							
Facilities Rental and Taxes	-	-	83,808	627	-	-	84,435
Total Services & Supplies	**-**	**-**	**$83,808**	**$627**	**-**	**-**	**$84,435**
Total Expenditures							
Total Expenditures	-	-	83,808	627	-	-	84,435
Total Expenditures	**-**	**-**	**$83,808**	**$627**	**-**	**-**	**$84,435**
Ending Balance							
Ending Balance	-	-	(83,808)	(627)	-	-	(84,435)
Total Ending Balance	**-**	**-**	**($83,808)**	**($627)**	**-**	**-**	**($84,435)**

ESSENTIAL AND POLICY PACKAGE FISCAL IMPACT SUMMARY

Consumer and Business Svcs, Dept of
Pkg: 060 - Technical Adjustments

Cross Reference Name: Building Codes Division
Cross Reference Number: 44000-019-00-00-00000

Description	General Fund	Lottery Funds	Other Funds	Federal Funds	Nonlimited Other Funds	Nonlimited Federal Funds	All Funds
Services & Supplies							
Telecommunications	-	-	(319,102)	-	-	-	(319,102)
Data Processing	-	-	(1,457,841)	-	-	-	(1,457,841)
Professional Services	-	-	(2,070)	-	-	-	(2,070)
Facilities Rental and Taxes	-	-	(254,957)	-	-	-	(254,957)
Intra-agency Charges	-	-	151,675	-	-	-	151,675
IT Expendable Property	-	-	603,527	-	-	-	603,527
Total Services & Supplies	**-**	**-**	**($1,278,768)**	**-**	**-**	**-**	**($1,278,768)**
Total Expenditures							
Total Expenditures	-	-	(1,278,768)	-	-	-	(1,278,768)
Total Expenditures	**-**	**-**	**($1,278,768)**	**-**	**-**	**-**	**($1,278,768)**
Ending Balance							
Ending Balance	-	-	1,278,768	-	-	-	1,278,768
Total Ending Balance	**-**	**-**	**$1,278,768**	**-**	**-**	**-**	**$1,278,768**

ESSENTIAL AND POLICY PACKAGE FISCAL IMPACT SUMMARY

Consumer and Business Svcs, Dept of
Pkg: 090 - Analyst Adjustments

Cross Reference Name: Building Codes Division
Cross Reference Number: 44000-019-00-00-00000

Description	General Fund	Lottery Funds	Other Funds	Federal Funds	Nonlimited Other Funds	Nonlimited Federal Funds	All Funds
Revenues							
General Fund Appropriation	(9,678)	-	-	-	-	-	(9,678)
Total Revenues	**($9,678)**	**-**	**-**	**-**	**-**	**-**	**($9,678)**
Transfers Out							
Tsfr To Land Conservation Dev	-	-	-	-	-	-	-
Total Transfers Out	**-**	**-**	**-**	**-**	**-**	**-**	**-**
Personal Services							
Pension Obligation Bond	(9,678)	-	9,678	-	-	-	-
Total Personal Services	**($9,678)**	**-**	**$9,678**	**-**	**-**	**-**	**-**
Total Expenditures							
Total Expenditures	(9,678)	-	9,678	-	-	-	-
Total Expenditures	**($9,678)**	**-**	**$9,678**	**-**	**-**	**-**	**-**
Ending Balance							
Ending Balance	-	-	(9,678)	-	-	-	(9,678)
Total Ending Balance	**-**	**-**	**($9,678)**	**-**	**-**	**-**	**($9,678)**

ESSENTIAL AND POLICY PACKAGE FISCAL IMPACT SUMMARY

Consumer and Business Svcs, Dept of
Pkg: 092 - Statewide AG Adjustment

Cross Reference Name: Building Codes Division
Cross Reference Number: 44000-019-00-00-00000

Description	General Fund	Lottery Funds	Other Funds	Federal Funds	Nonlimited Other Funds	Nonlimited Federal Funds	All Funds
Services & Supplies							
Attorney General	-	-	-	-	-	-	-
Total Services & Supplies	**-**	**-**	**-**	**-**	**-**	**-**	**-**
Total Expenditures							
Total Expenditures	-	-	-	-	-	-	-
Total Expenditures	**-**	**-**	**-**	**-**	**-**	**-**	**-**
Ending Balance							
Ending Balance	-	-	-	-	-	-	-
Total Ending Balance	**-**	**-**	**-**	**-**	**-**	**-**	**-**

ESSENTIAL AND POLICY PACKAGE FISCAL IMPACT SUMMARY

Consumer and Business Svcs, Dept of
Pkg: 093 - Statewide Adjustment DAS Chgs

Cross Reference Name: Building Codes Division
Cross Reference Number: 44000-019-00-00-00000

Description	General Fund	Lottery Funds	Other Funds	Federal Funds	Nonlimited Other Funds	Nonlimited Federal Funds	All Funds
Services & Supplies							
Instate Travel	-	-	-	-	-	-	-
Office Expenses	-	-	-	-	-	-	-
Telecommunications	-	-	-	-	-	-	-
State Gov. Service Charges	-	-	-	-	-	-	-
Data Processing	-	-	-	-	-	-	-
Other Services and Supplies	-	-	-	-	-	-	-
Total Services & Supplies	**-**	**-**	**-**	**-**	**-**	**-**	**-**
Total Expenditures							
Total Expenditures	-	-	-	-	-	-	-
Total Expenditures	**-**	**-**	**-**	**-**	**-**	**-**	**-**
Ending Balance							
Ending Balance	-	-	-	-	-	-	-
Total Ending Balance	**-**	**-**	**-**	**-**	**-**	**-**	**-**

ESSENTIAL AND POLICY PACKAGE FISCAL IMPACT SUMMARY

Consumer and Business Svcs, Dept of
Pkg: 801 - LFO Analyst Adjustments

Cross Reference Name: Building Codes Division
Cross Reference Number: 44000-019-00-00-00000

Description	General Fund	Lottery Funds	Other Funds	Federal Funds	Nonlimited Other Funds	Nonlimited Federal Funds	All Funds
Personal Services							
Class/Unclass Sal. and Per Diem	-	-	(184,152)	184,152	-	-	-
Empl. Rel. Bd. Assessments	-	-	(53)	53	-	-	-
Public Employees' Retire Cont	-	-	(33,000)	33,000	-	-	-
Social Security Taxes	-	-	(14,088)	14,088	-	-	-
Paid Family Medical Leave Insurance	-	-	(737)	737	-	-	-
Worker's Comp. Assess. (WCD)	-	-	(46)	46	-	-	-
Flexible Benefits	-	-	(39,600)	39,600	-	-	-
Total Personal Services	**-**	**-**	**($271,676)**	**$271,676**	**-**	**-**	**-**
Total Expenditures							
Total Expenditures	-	-	(271,676)	271,676	-	-	-
Total Expenditures	**-**	**-**	**($271,676)**	**$271,676**	**-**	**-**	**-**
Ending Balance							
Ending Balance	-	-	271,676	(271,676)	-	-	-
Total Ending Balance	**-**	**-**	**$271,676**	**($271,676)**	**-**	**-**	**-**

ESSENTIAL AND POLICY PACKAGE FISCAL IMPACT SUMMARY

Consumer and Business Svcs, Dept of
Pkg: 802 - Vacant Position Reductions

Cross Reference Name: Building Codes Division
Cross Reference Number: 44000-019-00-00-00000

Description	General Fund	Lottery Funds	Other Funds	Federal Funds	Nonlimited Other Funds	Nonlimited Federal Funds	All Funds
Personal Services							
Class/Unclass Sal. and Per Diem	-	-	(408,456)	-	-	-	(408,456)
Empl. Rel. Bd. Assessments	-	-	(159)	-	-	-	(159)
Public Employees' Retire Cont	-	-	(73,194)	-	-	-	(73,194)
Social Security Taxes	-	-	(31,248)	-	-	-	(31,248)
Paid Family Medical Leave Insurance	-	-	(1,634)	-	-	-	(1,634)
Worker's Comp. Assess. (WCD)	-	-	(138)	-	-	-	(138)
Flexible Benefits	-	-	(118,800)	-	-	-	(118,800)
Reconciliation Adjustment	-	-	23,884	-	-	-	23,884
Total Personal Services	**-**	**-**	**($609,745)**	**-**	**-**	**-**	**($609,745)**
Total Expenditures							
Total Expenditures	-	-	(609,745)	-	-	-	(609,745)
Total Expenditures	**-**	**-**	**($609,745)**	**-**	**-**	**-**	**($609,745)**
Ending Balance							
Ending Balance	-	-	609,745	-	-	-	609,745
Total Ending Balance	**-**	**-**	**$609,745**	**-**	**-**	**-**	**$609,745**
Total Positions							
Total Positions							(3)
Total Positions	**-**	**-**	**-**	**-**	**-**	**-**	**(3)**

ESSENTIAL AND POLICY PACKAGE FISCAL IMPACT SUMMARY

Consumer and Business Svcs, Dept of
Pkg: 802 - Vacant Position Reductions

Cross Reference Name: Building Codes Division
Cross Reference Number: 44000-019-00-00-00000

Description	General Fund	Lottery Funds	Other Funds	Federal Funds	Nonlimited Other Funds	Nonlimited Federal Funds	All Funds
Total FTE							
Total FTE							(3.00)
Total FTE	**-**	**-**	**-**	**-**	**-**	**-**	**(3.00)**

ESSENTIAL AND POLICY PACKAGE FISCAL IMPACT SUMMARY

Consumer and Business Svcs, Dept of
Pkg: 810 - Statewide Adjustments

Cross Reference Name: Building Codes Division
Cross Reference Number: 44000-019-00-00-00000

Description	General Fund	Lottery Funds	Other Funds	Federal Funds	Nonlimited Other Funds	Nonlimited Federal Funds	All Funds
Services & Supplies							
Instate Travel	-	-	(71,151)	-	-	-	(71,151)
Employee Training	-	-	20,572	-	-	-	20,572
Office Expenses	-	-	2,349	-	-	-	2,349
Telecommunications	-	-	(35,318)	-	-	-	(35,318)
State Gov. Service Charges	-	-	(66,515)	-	-	-	(66,515)
Data Processing	-	-	(28,662)	-	-	-	(28,662)
Attorney General	-	-	(26,405)	(191)	-	-	(26,596)
Other Services and Supplies	-	-	(15,977)	-	-	-	(15,977)
Total Services & Supplies	**-**	**-**	**($221,107)**	**($191)**	**-**	**-**	**($221,298)**
Total Expenditures							
Total Expenditures	-	-	(221,107)	(191)	-	-	(221,298)
Total Expenditures	**-**	**-**	**($221,107)**	**($191)**	**-**	**-**	**($221,298)**
Ending Balance							
Ending Balance	-	-	221,107	191	-	-	221,298
Total Ending Balance	**-**	**-**	**$221,107**	**$191**	**-**	**-**	**$221,298**

ESSENTIAL AND POLICY PACKAGE FISCAL IMPACT SUMMARY

Consumer and Business Svcs, Dept of
Pkg: 811 - Budget Reconciliation

Cross Reference Name: Building Codes Division
Cross Reference Number: 44000-019-00-00-00000

Description	General Fund	Lottery Funds	Other Funds	Federal Funds	Nonlimited Other Funds	Nonlimited Federal Funds	All Funds
Beginning Balance							
Beginning Balance	-	-	-	-	-	-	-
Total Beginning Balance	**-**	**-**	**-**	**-**	**-**	**-**	**-**
Revenues							
General Fund Appropriation	6,300,000	-	-	-	-	-	6,300,000
Total Revenues	**$6,300,000**	**-**	**-**	**-**	**-**	**-**	**$6,300,000**
Services & Supplies							
Other Services and Supplies	300,000	-	-	-	-	-	300,000
Total Services & Supplies	**$300,000**	**-**	**-**	**-**	**-**	**-**	**$300,000**
Special Payments							
Dist to Counties	6,000,000	-	-	-	-	-	6,000,000
Total Special Payments	**$6,000,000**	**-**	**-**	**-**	**-**	**-**	**$6,000,000**
Total Expenditures							
Total Expenditures	6,300,000	-	-	-	-	-	6,300,000
Total Expenditures	**$6,300,000**	**-**	**-**	**-**	**-**	**-**	**$6,300,000**
Ending Balance							
Ending Balance	-	-	-	-	-	-	-
Total Ending Balance	**-**	**-**	**-**	**-**	**-**	**-**	**-**

ESSENTIAL AND POLICY PACKAGE FISCAL IMPACT SUMMARY

Consumer and Business Svcs, Dept of
Pkg: 813 - Policy Bills

Cross Reference Name: Building Codes Division
Cross Reference Number: 44000-019-00-00-00000

Description	General Fund	Lottery Funds	Other Funds	Federal Funds	Nonlimited Other Funds	Nonlimited Federal Funds	All Funds
Revenues							
Business Lic and Fees	-	-	756,051	-	-	-	756,051
Total Revenues	**-**	**-**	**$756,051**	**-**	**-**	**-**	**$756,051**
Personal Services							
Class/Unclass Sal. and Per Diem	-	-	462,105	-	-	-	462,105
Empl. Rel. Bd. Assessments	-	-	92	-	-	-	92
Public Employees' Retire Cont	-	-	82,809	-	-	-	82,809
Social Security Taxes	-	-	35,351	-	-	-	35,351
Paid Family Medical Leave Insurance	-	-	1,848	-	-	-	1,848
Worker's Comp. Assess. (WCD)	-	-	80	-	-	-	80
Flexible Benefits	-	-	69,300	-	-	-	69,300
Reconciliation Adjustment	-	-	31,772	-	-	-	31,772
Total Personal Services	**-**	**-**	**$683,357**	**-**	**-**	**-**	**$683,357**
Services & Supplies							
Instate Travel	-	-	10,146	-	-	-	10,146
Out of State Travel	-	-	142	-	-	-	142
Employee Training	-	-	1,000	-	-	-	1,000
Office Expenses	-	-	3,711	-	-	-	3,711
Telecommunications	-	-	4,487	-	-	-	4,487
Data Processing	-	-	11,560	-	-	-	11,560
Attorney General	-	-	2,930	-	-	-	2,930
Dues and Subscriptions	-	-	647	-	-	-	647
Other Services and Supplies	-	-	6,000	-	-	-	6,000

ESSENTIAL AND POLICY PACKAGE FISCAL IMPACT SUMMARY

Consumer and Business Svcs, Dept of
Pkg: 813 - Policy Bills

Cross Reference Name: Building Codes Division
Cross Reference Number: 44000-019-00-00-00000

Description	General Fund	Lottery Funds	Other Funds	Federal Funds	Nonlimited Other Funds	Nonlimited Federal Funds	All Funds
Services & Supplies							
Expendable Prop 250 - 5000	-	-	15,000	-	-	-	15,000
IT Expendable Property	-	-	17,071	-	-	-	17,071
Total Services & Supplies	**-**	**-**	**$72,694**	**-**	**-**	**-**	**$72,694**
Total Expenditures							
Total Expenditures	-	-	756,051	-	-	-	756,051
Total Expenditures	**-**	**-**	**$756,051**	**-**	**-**	**-**	**$756,051**
Ending Balance							
Ending Balance	-	-	-	-	-	-	-
Total Ending Balance	**-**	**-**	**-**	**-**	**-**	**-**	**-**
Total Positions							
Total Positions							2
Total Positions	**-**	**-**	**-**	**-**	**-**	**-**	**2**
Total FTE							
Total FTE							1.76
Total FTE	**-**	**-**	**-**	**-**	**-**	**-**	**1.76**

DETAIL OF LOTTERY FUNDS, OTHER FUNDS, AND FEDERAL FUNDS REVENUE

Consumer and Business Svcs, Dept of **Agency Number: 44000**

2023-25 Biennium **Cross Reference Number: 44000-019-00-00-00000**

Source	2019-21 Actuals	2021-23 Leg Adopted Budget	2021-23 Leg Approved Budget	2023-25 Agency Request Budget	2023-25 Governor's Budget	2023-25 Leg. Adopted Budget
Other Funds						
Business Lic and Fees	47,009,230	46,761,457	46,761,457	43,757,418	43,757,418	44,513,469
Charges for Services	181,190	225,757	225,757	230,294	230,294	230,294
Fines and Forfeitures	375,730	415,905	415,905	424,265	424,265	424,265
Interest Income	1,881,322	1,293,685	1,293,685	1,313,941	1,313,941	1,028,922
Other Revenues	43,524	72,055	72,055	73,503	73,503	73,503
Transfer Out - Intrafund	(7,168,850)	(9,335,797)	(9,335,797)	(10,725,117)	(10,725,117)	(10,422,874)
Transfer to Counties	(505,650)	(512,715)	(512,715)	(452,729)	(452,729)	(529,416)
Tsfr To Land Conservation Dev	-	-	-	-	(2,154,190)	-
Total Other Funds	**$41,816,496**	**$38,920,347**	**$38,920,347**	**$34,621,575**	**$32,467,385**	**$35,318,163**
Federal Funds						
Federal Funds	241,136	229,962	229,962	234,585	234,585	302,603
Total Federal Funds	**$241,136**	**$229,962**	**$229,962**	**$234,585**	**$234,585**	**$302,603**

DETAIL OF LOTTERY FUNDS, OTHER FUNDS, AND FEDERAL FUNDS REVENUE

Source	Fund	ORBITS Revenue Acct	2019-2021 Actual	2021-23 Legislatively Adopted	2021-23 Estimated	2023-25 Agency Request	2023-25 Governor's	2023-25 Legislatively Adopted
Business Lic and Fees	OF	0205	47,009,230	46,761,457	46,761,457	43,757,418	43,757,418	44,513,469
Charges for Services	OF	0410	181,190	225,757	225,757	230,294	230,294	230,294
Fines and Forfeitures	OF	0505	375,730	415,905	415,905	424,265	424,265	424,265
Interest Income	OF	0605	1,881,322	1,293,685	1,293,685	1,313,941	1,313,941	1,028,922
Other Revenues	OF	0975	43,524	72,055	72,055	73,503	73,503	73,503
Transfer Out - Intrafund	OF	2010	(7,168,850)	(9,335,797)	(9,335,797)	(10,725,117)	(10,725,117)	(10,422,874)
Transfer to Counties	OF	2080	(505,650)	(512,715)	(512,715)	(452,729)	(452,729)	(529,416)
Transfer to Land Conservation Division	OF	2660	-	-	-	-	(2,154,190)	-
Federal Funds	FF	0995	241,136	229,962	226,962	234,585	234,585	302,603

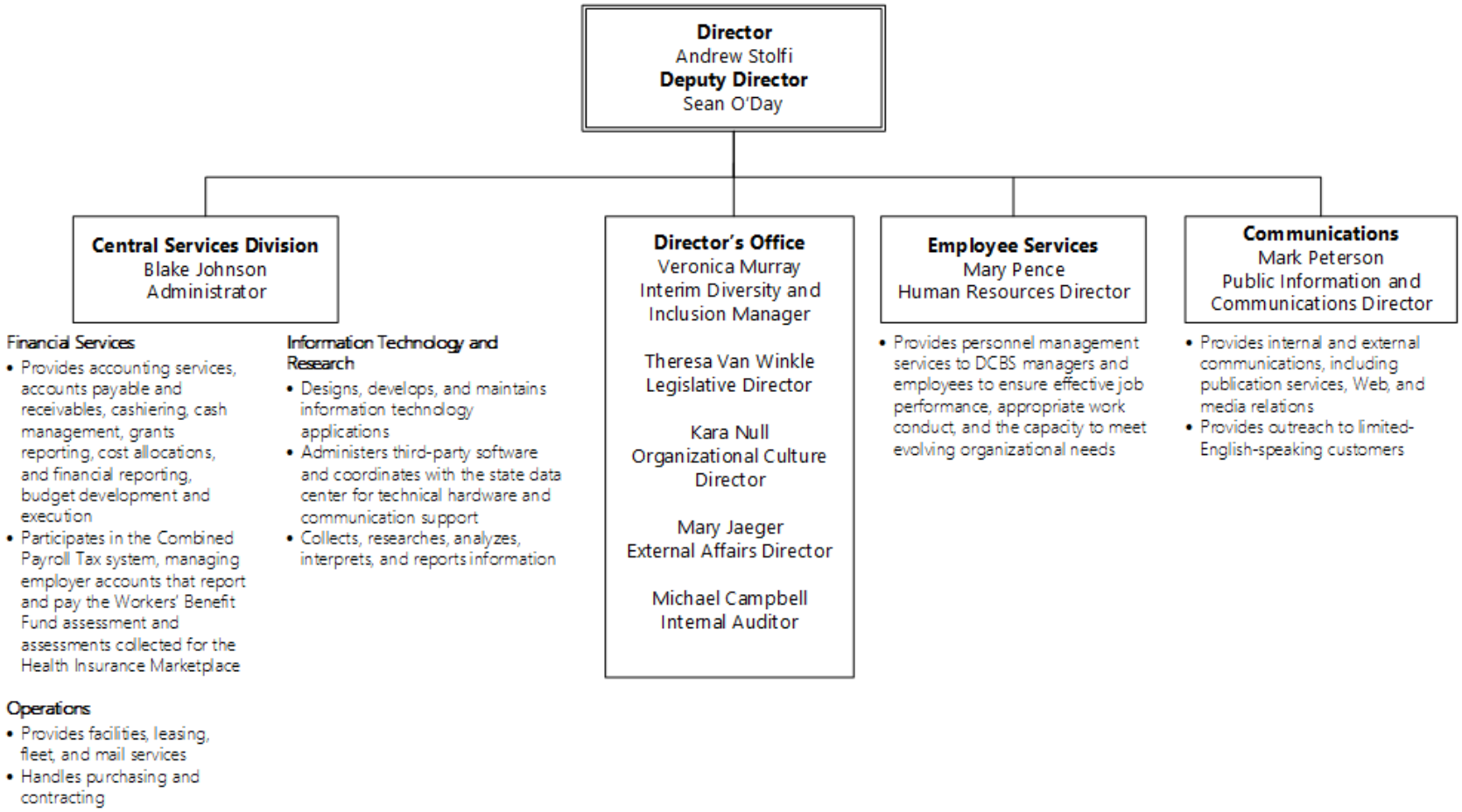

Shared Services	
2021-23	2023-25
166 Positions	180 Positions
164.81 FTE	177.53 FTE
$56,767,558 (TF)	$63,329,565 (TF)

Enabling Legislation/Program Authorization
ORS Chapter 705 governs the Department of Consumer and Business Services.

Program Overview
The Department of Consumer and Business Services includes a variety of diverse divisions, offices, and boards, all of which share the common goal of protecting Oregon consumers and workers while supporting a positive business climate in the state. Shared Services helps the DCBS divisions, offices, and boards achieve that mission by providing specialized services, such as information technology, financial management, human resources, and communications. Having those functions centralized is cost effective, increases department accountability, and enables all DCBS programs and divisions to share the resources and expertise.

Program Description
The Director's Office provides department leadership. The director and deputy director provide general supervision for DCBS programs and divisions, as well as policy direction for the department. Included in the Director's Office are the Communications Section, Employee Services, organizational culture director, legislative director, external affairs director, diversity and inclusion manager, and internal auditor.

The Communications Section provides communication services, such as writing, editing, multimedia and web design, media relations, and consultation. The section also coordinates public records requests on behalf of the agency. It also includes the Multicultural Communications Program, which provides information about DCBS services to Oregonians with limited English proficiency and offers publication translation services to DCBS divisions.

Employee Services provides personnel services to DCBS managers and employees to ensure effective job performance, workplace safety, appropriate work conduct, workforce training and development, and the capacity to meet evolving organizational needs.

The DCBS Central Services Division includes the Financial Services, Operations, and Information Technology and Research (IT&R) sections. Financial Services ensures the sound fiscal management of the department and provides accounting, budgeting, and accounts receivable management to DCBS divisions. The Operations Section provides purchasing, property control, mail, and facilities services for the department. Information Technology and Research provides timely, high-quality research and technology to DCBS divisions to help them achieve their missions. Technology and research play a key role in effective regulation, and divisions rely on the Information Technology and Research Section to support critical projects.

COVID-19 Response
The Central Services Division (CSD) did not have any work stoppages or reduction in services provided to our customers due to COVID-19. Many teams actually saw an increase in workload because of additional requirements being placed on them in response to the emergency.

CSD not only continued to provide all services to the other divisions during the crisis, but also took on additional duties while working remotely from the office. In April 2020, 80 percent of all CSD employee work hours were performed remotely. Before the pandemic, this number was less than 5 percent.

As the pandemic progresses, the Central Services Division (CSD) is preparing for what the office environment looks like as many

employees transition from being full-time remote to working a hybrid schedule. A majority of the department's conference rooms are now equipped with the technology to handle meetings in which attendees are both in the room and remote. Operations is also implementing new and enhanced security procedures as we reopen our buildings to the public.

Program Performance
Shared Services supports critical projects and allows the agency to carry out its regulatory functions and mission. The chart below illustrates how many employees are supported, the statutory fees, and the varied programs that lead to consumer protection and safety.

Shared Services Customers		
Program Area	**FTE**	**# of Fees**
Workers' Compensation Board	79.00	0
Workers' Compensation Division	182.00	8
Oregon OSHA	203.88	0
Division of Financial Regulation	189.92	139
Building Codes Division	132.76	331
Total	**787.56**	**478**

Funding Streams
The following primarily fund Shared Services:

- 100 percent is funded by revenue transfers from areas of the department served based on the cost of services provided, and a grant from the U.S. Department of Labor to conduct an annual survey of work-related injuries and illnesses and to collect data for the census on fatal occupational injuries.

Significant Proposed Program Changes from 2021-23
None.

Base Budget

Agency Request: $58,686,256 – Pos.: 167 FTE: 166.50
Governor's Recommended Budget: $58,686,256 – Pos.: 167 FTE: 166.50
Legislatively Adopted Budget: $58,686,256 – Pos.: 167 FTE: 166.50

The base budget request is the 2021-23 Legislatively Adopted Budget and administrative changes approved by the Department of Administrative Services through February and roll-up of salary costs.

Essential Packages

Essential Package No. 010 – Non-PICS Service Adjustment
Agency Request: ($192,997)
Governor's Recommended Budget: ($192,997)
Legislatively Adopted Budget: ($192,997)

Essential Package No. 021 – Program Adjustments
Agency Request: $5,864
Governor's Recommended Budget: $5,864
Legislatively Adopted Budget: ($5,864)

Essential Package No. 022 – Phased-out Programs and One-time Costs
Agency Request: $0
Governor's Recommended Budget: $0
Legislatively Adopted Budget: $0

Essential Package No. 031 – Cost Adjustment for Inflation and Price List Items
Agency Request: $713,389
Governor's Recommended Budget: $713,389
Legislatively Adopted Budget: $713,389

Essential Package No. 032 – Above Standard Inflation
Agency Request: $204,097
Governor's Recommended Budget: $204,097
Legislatively Adopted Budget: $204,097

Essential Package No. 040 – Mandated Caseload & Costs
Agency Request: $0
Governor's Recommended Budget: $0
Legislatively Adopted Budget: $0

Essential Package No. 050 – Fund Shifts/Revenue Reductions
Agency Request: $0
Governor's Recommended Budget: $0
Legislatively Adopted Budget: $0

Essential Package No. 060 – Technical Adjustments
Agency Request: $1,164,798
Governor's Recommended Budget: $1,164,798
Legislatively Adopted Budget: $1,164,798

Current Service Level (CSL) Budget

Agency Request: $60,581,407 – Pos.: 167 FTE: 166.50
Governor's Recommended Budget: $60,581,407 – Pos.: 167 FTE: 166.50
Legislatively Adopted Budget: $60,581,407 – Pos.: 167 FTE: 166.50

The division's CSL budget is the total of the base budget request plus essential packages. Approval of the CSL continues current operations through the 2023-25 biennium.

Policy Package No. 070 – Revenue Shortfalls
Agency Request: ($478,184) - Pos.: (2) FTE: (2.00)
Governor's Recommended Budget: ($510,494) – Pos.: (2) FTE: (2.00)
Legislatively Adopted Budget: ($510,494) – Pos.: (2) FTE: (2.00)

Modified Current Service Level (CSL) Budget

Agency Request: $60,103,223 - Pos.: 165 FTE: 164.50
Governor's Recommended Budget: $60,070,913 – Pos.: 165 FTE: 164.50
Legislatively Adopted Budget: $60,070,913 – Pos.: 165 FTE: 164.50

The division's modified CSL budget is the total of the CSL budget minus the revenue shortfall policy package 070. Approval of the modified CSL continues current operations through the 2023-25 biennium.

Policy Packages

Essential Package No. 090 – Analyst Adjustments
Governor's Recommended Budget: $0

This package fund shifts $16,652 in General Fund in Pension Obligation Bond costs to Other Funds to address budgeted expenditures inadvertently left over after the development of Current Service Level.

Policy Package No. 101 – Workers' Compensation Modernization
Agency Request: $127,431 – Pos.: 1 FTE: 0.50 (IT&R portion only)
Governor's Recommended Budget: $128,530 – Pos.: 1 FTE: 1.00 (IT&R portion only)
Legislatively Adopted Budget: $128,530 – Pos.: 1 FTE: 0.50 (IT&R portion only)

Purpose: The Workers' Compensation Division has made a significant investment to transform business processes and implement modern technology to better serve customers. This effort will enhance the workers' compensation system by increasing regulatory efficiency, reducing regulatory burdens, improving data quality and analysis, and delivering services in support of the division's mission.

The division created a Modernization Program in 2019 to provide strategic leadership and oversight for process, system, and application improvements. Instead of focusing on individual technology projects, the division is taking a broader, program-level approach. This includes reviewing and documenting current state business processes and applications that affect multiple parts of the agency. The program received Stage Gate 1 program endorsement from Enterprise Information Services in December 2019.

In 2020, the division contracted for professional services to provide a strategic roadmap for a multi-year modernization effort. The consultant identified solution architecture requirements for the program, high-level program goals and design principles, high-level business requirements, and a proposed implementation and migration plan. Many of those projects are currently underway using existing resources. The 2021-23 budget included two permanent information management technology positions to support current systems and help plan for modernization projects.

How Achieved: Information technology is essential to the division's ability to provide services and, as a public agency, be responsive to stakeholders and business partners. Current systems do not allow the division to meet customers' changing needs and expectations. The division currently uses 43 system applications to support program area work. Modifications to one application often require modifications to other applications, and the effort is not easy to determine when working with legacy systems. Using data effectively to drive change and improvement is not possible in our current systems that contain siloed and duplicative data that is not easy to tie together for analysis.

As part of the 2020 professional services contract, the division held 65 stakeholder and staff workshops, involving 168 participants, to help develop the future state vision. The consultant also identified several process improvement projects based on stakeholder input gathered at the workshops. The program started four process improvement projects for developing internal team cross-training plans and collaboration tools, streamlining communications, transitioning to electronic reports, and providing additional options for electronic document submission.

The proposed architectural solution follows the consultant recommendations, modified for feasibility by the program roadmap workgroup. The roadmap provides a suggested course of action for the program's objectives:

- **Enhance the stakeholder experience**: Create a user-friendly system that enables self-service options, electronic communication, and simple information access.
- **Improve efficiency of operations**: Eliminate unnecessary data entry and repetition of tasks across systems, allowing staff to focus their effort on high-value activities.

- **Ensure consistency of process**: Leverage business rules, correspondence engines, and workflow management to enhance consistency of process across the division.
- **Enable data-driven decision making**: Maintain division's data in a way that promotes data integrity and enables tools such as dashboards to allow staff to use data to identify trends and solve problems.
- **Create an adaptable technology environment**: Build a responsive and scalable architecture that can grow and evolve with the division's needs in an incremental fashion.
- **Establish a nimble roadmap and plan**: Develop a modernization plan that allows division leaders to adjust the plan as needed to flex to current circumstances, including adjusting to higher priority legislative issues, yet still advancing the effort.

This 2023-25 policy option package funds the next steps in the program as identified in the program roadmap. A visual diagram of expected timeframes and budget requests are on the last two pages of this request.

This package will support a request for proposal (RFP) process for the first project to implement the main system foundation that will serve as the base for four future projects (functional modules), and implementation of electronic claim reporting under the latest industry standard. The division is refining the future state business requirements relating to access management and security, correspondence, data management, data exchange, document management, business rules automation, web portal stakeholder self-service options, workflow management, and user interface. The RFP will determine if the solution is a commercial off-the-shelf solution or a custom-built application, depending on which best meets our future state business requirements and stakeholder needs. The implementation of the system foundation is expected to start in July 2024.

The package also includes related expenses such as quality assurance management services required by Enterprise Information Services, Department of Justice costs for contract review, and preliminary estimates for the cost of software and hardware needed to implement the main system foundation. There could be other unanticipated expenses identified during the RFP process. If that occurs, the division will return to an Emergency Board or Joint Interim Ways and Means Committee to explain the additional costs and request the appropriate expenditure authority.

Before each project implementation, the planning process for the next project will begin. This overlapping cycle necessitates permanent staff and contracted professional services to provide continuity between projects and develop expertise needed to support the program over the long term.

The Modernization Program and its first component project, implementation of the core system foundation, is committed to aligning with the State of Oregon's Diversity, Equity, and Inclusion (DEI) Action Plan. The division identified two program areas that do the most outreach to workers and employers, Employer Compliance and the Preferred Worker Program, to lead the division's community engagement as part of its equitable and inclusive budget process. This ensures that we are looking at external stakeholder outreach through a DEI lens and ensures consistency between the program and component project efforts and our overall division outreach to underserved and underrepresented communities. It is the goal of the program and division to encourage and strengthen our efforts in community engagement and outreach, provide more equitable access to division

services, and create an inclusive workplace culture. We plan to integrate DEI objectives into all operational areas of the division, including recruitment, retention, equitable growth opportunities, procurement, and planning activities.

Both the program and the first project investment will affect a significant number of internal and external stakeholders. We have prioritized stakeholder engagement and will continue to provide opportunities for impacted stakeholders to provide input throughout the planning and implementation process, including program funding.

List Staff Impact: In September 2022, the Workers' Compensation Division will submit an Emergency Board request for two limited-duration positions for the remainder of 2021-23 biennium (OAS C0872 AP, SR 30, project manager and change management analyst). The intent is to request they be made permanent positions in the 2023-25 biennium. The division will also request authority to contract for professional services for an information technology project manager and a business analyst. These contractors and positions will support the RFP process, plus the planning, design, and implementation activities associated with project one, the implementation of the main system foundation. The limited-duration positions would start Nov. 1, 2022, and contracted services would start Jan. 1, 2023. The Emergency Board request will also include initial expenses for quality assurance management services and Department of Justice expenses for RFP contract review for the remainder of the 2021-23 biennium (six months).

The RFP process will identify the actual cost for the first project. Professional services are estimated from the current State of Oregon information technology services contract with Covendis using an average of the maximum rates for the category of services requested. Costs listed below are for the 2023-25 biennium.

Policy option package with Emergency Board request approved - total request $6,576,981

If the September 2022 Emergency Board request is approved, this request assumes the two limited-duration positions hired in November 2022 are made permanent in the 2023-25 biennium. The contracted professional services (information technology project manager and business analyst) will extend through the 2023-25 biennium, along with additional resources to support the first project starting in mid-2024.

Permanent positions: Three positions $583,301

- **Project manager** (Project Manager 2 – OAS C0855 AP, SR 30) – Make the limited-duration position authorized in September 2022 Emergency Board request a permanent, full-time position. This position will manage component project planning activities, collaborate with the contracted services information technology project manager to develop and modify project plans, identify and update risks, and effectively manage the project schedule and scope. This position will also help with resource management and vendor management.
- **Change management analyst** (Operations and Policy Analyst 3 – OAS C0872 AP, SR 30) – Make the limited-duration position authorized in September 2022 Emergency Board request a permanent, full-time position. This position will develop and execute an organizational change management strategy to support the Modernization Program effort, help with gap analysis and create an intervention strategy for identified gaps, identify training

needs, and develop an internal communication plan to prepare and support all levels of our organization to manage and accept the change. This position will also help with external stakeholder outreach and communications.
- **Tester** (Information Systems Specialist 4 – OAS C1484 IP, SR 25) starting July 1, 2024 – This position will help with use-case designs, develop testing scripts, and perform initial and periodic testing of the application.
- In addition to the cost of each position above, there is an associated standard services and supplies cost for the three positions of approximately $86,492.

Contracted professional services (full biennium starting July 1, 2023) for project implementation and ongoing planning – **approximately $ 5,573,398**
- **Information technology project manager** (services continued from approved Emergency Board request, $1,183,812). This contracted position will help with additional technical requirements gathering, draft technical plans and project documents, help with RFP development, act as a subject matter expert for technology implementations and collaborate with the program project manager to develop and modify plans, identify and update risks, and manage the project schedule and scope effectively.
- **Business analyst** (services continued from approved Emergency Board request, $1,004,724). This contracted position will gather and refine business requirements, help with use-case development and documentation, work with business users on questions related to business processes and requirements, assist with team implementation readiness assessments, and help with RFP development.
- **Business analyst** (new services starting July 1, 2023, $1,004,724). This contracted position will gather and refine business requirements, assist with use case development and documentation, work with business users on questions related to business processes and requirements, help with team implementation readiness assessments, and help with RFP development.
- **Systems analyst** (new services starting July 1, 2023, $1,240,428). This contracted position will focus on refining and validating system requirements, possible application reconfigurations, help with use-case development and documentation, assess system integration needs, and identify and escalate technical risks.
- **Independent quality management services** (cost is estimated at 6 percent of total program/project cost of approximately $54 million – $1,139,710). These costs are ongoing through the implementation and closure of project five (about the end of 2028). Quality management services are required for large technology projects. They are delivered by independent contractors and may include foundational planning, artifact review, and quality and risk management services for all project phases.

Project expenses (incurred throughout the biennium – first project starts mid-2024 after RFP process is complete) – **approximately $333,790**
- Department of Justice costs for RFP and contract review and RFQ review (assuming 40 hours per month from July 1, 2023 – July 1, 2024, $140,640 for RFP and an additional 50 hours for RFQ – $155,290)

- Department of Administrative Services procurement contract administration for RFP and RFQ ($178,500 for both)

Quantifying Results: The division will continually monitor workload and available revenue resources necessary to fund these positions. The division will also ensure benchmarks for the Enterprise Information Services information technology investment oversight process are met. The division included Modernization Program projects in our strategic plan that is actively managed with regular status reports and is reviewed and updated each year. In the long term, the Modernization Program is intended to eliminate redundancies and inefficiencies in business processes and reduce the amount of time spent on manual processes. This will allow the division to improve regulatory effectiveness and focus more directly on our mission.

Revenue Source: The Premium Assessment Operating Account will be used to fund the request. The Central Services Division, Information Technology and Research Section economists will estimate the effect of this policy option package on projected assessment rate.

Policy Package No. 106 – Prescription Drug Affordability Board
Agency Request: $498,947 – Pos.: 2 FTE: 2.00 (IT&R portion only)
Governor's Recommended Budget: $498,947 – Pos.: 2 FTE: 2.00 (IT&R portion only)
Legislatively Adopted Budget: $498,947 – Pos.: 2 FTE: 2.00 (IT&R portion only)

Purpose: Senate Bill 844 (2021) established a five-member Prescription Drug Affordability Board in the Department of Consumer and Business Services (DCBS) to review the affordability of prescription drugs sold in Oregon.
The members of the board are appointed by the governor and subject to Senate approval. The board will meet publicly to review drugs meeting certain cost or price increase thresholds. In an affordability review, the board will determine whether a drug presents affordability challenges to Oregon patients or health systems or health inequities for communities of color in Oregon. The review considers the price of the drug, drug rebates or discounts, the cost of the drug to health plans, patient access, alternatives to the drug, the average insurance co-payment for the drug, and any more information provided by the drug's manufacturer.

DCBS was directed to appoint an executive director for the board and provide staff support. DCBS was granted the authority to employ consultants, investigators, or other staff members necessary for the board to carry out the functions of the board.

SB 844 appropriated $1,786,192 General Fund revenue for the 2021-23 biennium to DCBS to implement the program. DCBS must pay back the General Fund after board fees have been established and assessed to fund the program. The General Fund must be paid back by June 30, 2023.

This policy option package documents the shift from General Fund revenue to Other Fund revenue to fund the program.

How Achieved: DCBS established eight positions deemed necessary to implement the new program.

The PDAB went into effect Jan, 1, 2022, however, the executive director wasn't hired until March 2022. Board members were

appointed by the governor in May 2022 and confirmed by the Senate in June 2022 and additional board staff members were hired in June 2022. The delay in hiring staff members has delayed the fee setting process. Fees must be set in administrative rule and be imposed based on a manufacturer's share of gross revenue from the sales of prescription drugs in this state. Establishing such fees will required extensive stakeholder input. Given the complexity of the fee structure, the establishment of fees won't be finalized until early 2023.

List Staff Impact: The Department of Consumer and Business Services, Division of Financial Regulation and Shared Services Division, requests authority to continue the following positions to be funded by Other Fund revenue derived from fees assessed against drug manufacturers to fund the program:

- 1 – Compliance and Regulatory Manager 2 (MMS C7114 AP, SR 33X), permanent full-time, 24 months
- 1 – Project Manager 3 (MMN C0856 AP, SR 32), permanent full-time, 24 months
- 2 – Operations and Policy Analyst 3 (OAS C0872 AP, SR 30), permanent full-time, 24 months
- 1 – Research Analyst 4 (OAS C1118 AP, SR 30), permanent full-time, 24 months
- 1 – Administrative Specialist 2 (OAS C0108 AP, SR 20), permanent full-time, 24 months
- 1 – Information Systems Specialist 7 (OAS C1487 IP, SR 31), permanent full-time, 24 months
- 1 – Information Systems Specialist 6 (OAS C1486 IP, SR 29), permanent full-time, 24 months

Quantifying Results: The board must meet annual legislative reporting requirements established by SB 844 that include:

- Reporting price trends for specified prescription drugs
- Affordability reviews conducted
- Recommendations, if any, for legislative changes necessary to make prescription drug products more affordable in this state

Revenue Source: Funding for the program is derived from fees assessed against manufacturers of prescription drug products sold in Oregon.

Policy Package No. 109 – CSD – Agencywide IT Service Desk
Agency Request: $489,368 – Pos.: 2 FTE: 2.00
Governor's Recommended Budget: $489,368 – Pos.: 2 FTE: 2.00
Legislatively Approved Budget: $489,368 – Pos.: 2 FTE: 2.00

Purpose: The DCBS IT Service Desk is the primary point of contact for all DCBS employees to obtain computing, connectivity, software support, and new equipment, and report incidents such as phishing and lost or stolen equipment.

DCBS is cultivating a hybrid workforce, enabling employees to work both locally and remotely. Before March 2020, DCBS had approximately 15 percent of its workforce working remotely up to a couple days a week; now, that percentage has grown to more than 80 percent, with many employees working remotely full-time.

These circumstances have caused a tremendous increase in demand for service and support. The DCBS IT Service Desk saw a service request increase of 114 percent from 2020 to 2021 (1,712 to 3,656) and a 22 percent increase in reported incidents (1,437 to 1,749). In addition to the general increase in tickets, the sheer variety of Internet/Wi-Fi setup

in each DCBS employee's home office has increased the complexity of any connectivity-related request for assistance.

With the increase in remote working, DCBS has had to invest in upgrading conference rooms with additional technology to accommodate the hybrid work environment. Meetings are now routinely held using new and evolving applications such as Microsoft Teams (internal) and Zoom (public) where some meeting members are present in the conference room and others are participating remotely. Allowing our public stakeholders and interested parties to participate virtually in board meetings and public hearings adds another level of complexity. These often require multiple speakers and presenters to be simultaneously on camera and dedicated personnel to be available to help presenters and the public navigate the technology.

How Achieved: This proposal will increase the size of the agency IT Service Desk from three to four specialists to improve the support of the DCBS remote workforce, improve equipment support and turnaround for deployment and incident response, and provide on-site assistance during public hearings and other complex meetings. It will also expand the Central Services Division desktop support team from one to two technicians to help support 166 division staff members.

List Staff Impact: The Department of Consumer and Business Services, Central Services Division, requests authority to establish the following positions:

- 1 – Information Systems Specialist 4 (OAS C1484 IP, SR 25), permanent full-time, 24 months – Customer Support Specialist
- 1 – Information Systems Specialist 5 (OAS C1485 IP, SR 28), permanent full-time, 24 months – Shared Services Desktop Support Specialist

Quantifying Results: DCBS tracks several operational measures related to Service Desk operations. We will continue to track and hopefully show quicker response and shorter turnaround times for service inquiries.

Revenue Source: Funding is provided through revenue transfers from areas of the department served based on the cost of services provided.

Policy Package No. 110 – CSD – Agencywide IT Internal Security
Agency Request: $821,959 – Pos.: 4 FTE: 3.01
Governor's Recommended Budget: $821,959 – Pos.: 4 FTE: 3.01
Legislatively Approved Budget: $821,959 – Pos.: 4 FTE: 3.01

Background
DCBS programs create, store, and appropriately share lots of high-value data used in the operations and management of its constituent programs. It is part of DCBS' charge to protect its business systems and data from the harm to guard against:

- Citizen identity theft
- State employee identity theft and system access
- Theft of regulated industry trade secrets, and other confidential data
- DCBS service unavailability (our services are available when needed)
- DCBS service and data accuracy (our services and data are accurate and uncompromised)

Like many other Oregon agencies, DCBS is regularly probed by outside entities searching for ways to break into DCBS IT assets. In collaboration with centralized state resources at the Department of Administrative Services (DAS) Cyber Security Services (CSS), DCBS IT staff work to:

- Configure systems to meet cybersecurity standards for access and operation
- Monitor systems regularly to detect abnormal activity for operational and cybersecurity purposes
- Evaluate detected abnormalities to determine causes, correct issues and restore normal functioning
- Repel threats to our systems in concert with the CSS at the DCBS level or state level

This partnership has so far proven to be effective, but current staffing levels cannot address all agency security needs.

CSS protects and provides resources for:

- The monitoring and protection of the state network perimeter and overall Wide Area Network (WAN)
- General cybersecurity training (annual training and phishing awareness program)
- Incident response assistance
- Assessment of agency cybersecurity status
- Statewide cybersecurity policy and standards
- Review and approval of agency IT purchases for cybersecurity vetting

DCBS staff members protect and provide resources for:

- DCBS internal structures (DCBS IT systems and applications, internal network, etc.)
- Application and data event logging
- DCBS identity management
- Agency incident response
- Agency security policies and standards, plans, metrics, system security plans, etc.
- Agency regulatory compliance
- Web application firewall, content filtering, and monitoring
- Mobile device management
- Secure application development
- HR policy violation and investigations
- Physical security
- Privacy compliance
- Risk evaluation, remediation, and tracking

The tasks associated with DCBS internal structures require specific knowledge and direct access to agency applications and resources. While CSS may provide guidance or tools to enable this work, it falls on agencies to provide the human resources to fulfill these critical hands-on tasks and duties. DCBS does a good job of protecting its IT data and systems, but does not have much depth should staff members leave DCBS or become unavailable due to illness or other leave.

2021 Secretary of State Audit

In 2021, the Oregon Secretary of State (SOS) performed a cybersecurity controls audit on DCBS systems and processes. Unfortunately, the DCBS risk-based approach to cybersecurity did not address the full battery of compliance areas assessed by SOS. In the published audit, SOS identified several areas that needed more work and resources to bring DCBS up to full compliance with statewide cybersecurity standards and industry best practices.

Some of the areas that need work are:

- Monitoring DCBS security effectiveness
- Improving hardware and software inventories
- Improving privileged account management
- Expanding multi-factor authentication use

- Increasing logging and analysis capabilities

To make more progress in the areas above, DCBS needs to increase the number of staff members focused on security related tasks and technology.

Appeal
DCBS has worked with DAS CSS and the state chief information officer to validate our understanding of the risks and prioritize the work still to be done. A roadmap of projects and work efforts has been developed to address the findings identified by SOS and adapt to ever-changing risks and requirements.

The positions in our policy option package will be focused on addressing many recommendations made by the SOS in its most recent cybersecurity audit of DCBS and the emerging cybersecurity controls DCBS will be audited against. Specifically, these positions are required to carry out the roadmap of projects and work efforts developed in response to the audit and to improve compliance with the Center for Internet Security (CIS) version 8.0 cybersecurity controls.

Absent these proposed positions:
- DCBS must continue its risk-based approach to cybersecurity in partnership with CSS
- Compliance with CIS v8.0 controls must be pushed out several years
- DCBS will do its best to protect systems and maintain the ability to respond to vulnerabilities and incidents, however, greater threat detection, more rapid improvement to our cybersecurity stance, and full compliance with industry controls will be out of reach

In summary, the requested positions will do the following:
- Advance DCBS on the path to greater compliance with cybersecurity controls to provide a better outcome in compliance-based cybersecurity audits such as what the SOS conducts.
- Provide increased staff depth to cover internal system configuration, monitoring, and response to cybersecurity events.
- Allow for quicker response to new and changing threats to keep DCBS data and systems safe.
- Increase time available for additional staff training to ensure DCBS keeps up to date with the latest cybersecurity techniques and more effectively leverage centralized services provided by the CSS.

Revenue Source: Funding is provided through revenue transfers from areas of the department served based on the cost of services provided.

Policy Package No. 112 – CSD – Agencywide Financial Services
Agency Request: $463,326 - Pos.: 2 FTE: 2.00
Governor's Recommended Budget: $333,501 – Pos.: 1 FTE: 1.00
Legislatively Adopted Budget: $333,501 – Pos.: 1 FTE: 1.00

Purpose: Over the past several biennia, the scope, accountability, and responsibility has increased for our agency chief financial officer (CFO). It is critical for DCBS to create capacity for the CFO in order to allow the time necessary to continue with expertise, support initiatives and major decisions related to budget, accounting, and policy directives in a manner consistent with the standards set by the department and enterprise leadership, most recently the involvement in community engagement with the racial, diversity, equity, and inclusion. Adding a budget manager to carry out the day-to-day budget

operations of the agency will free up time to continue with the standards the department and enterprise leadership has set forth.

How Achieved: Approval of a budget manager to direct the day-to-day operations are equally as important and the ability to manage budget decisions affecting all programs of the department in a timely and seamless manner is just a critical. Many decisions involve research and analysis on major policy, program, or fiscal issues associated with improved performance within the department. Also, the timeliness in meeting the demands of the Governor's Office, legislators, the Department of Administrative Services, and other key customers will create the capacity needed by the CFO to continue with the standards the department and enterprise leadership has set forth.

List Staff Impact: The Department of Consumer and Business Services, Central Services Division, requests authority to establish the following position:

- Budget and Fiscal Manager 2 – (MMS X7074 AP, SR 33X), permanent full-time, 24 months

Quantifying Results: The Budget and Policy team will quantify results through a yearly performance measure customer satisfaction survey set by the department that surveys internal and external customers. Key performance indicator which include, and are not limited to:

- Timeliness
- Accuracy
- Helpfulness
- Expertise
- Availability of information

Revenue Source: Funding is provided through revenue transfers from the department served based on the cost of services provided.

Policy Package No. 114 – CSD – Workers' Compensation Board IT Support
Agency Request: $234,688 – Pos.: 1 FTE: 0.88
Governor's Recommended Budget: $234,688 – Pos.: 1 FTE: 0.88
Legislatively Adopted Budget: $234,688 – Pos.: 1 FTE: 0.88

Purpose: The mission of the Workers' Compensation Board is providing timely and impartial resolution of disputes arising under Oregon workers' compensation law and the Oregon Safe Employment Act. Administrative law judges (ALJ) conduct hearings and mediations. Board members conduct appellate review of ALJ orders.

The board has a web portal, multiple paper processes, and several electronic processes that are supported by the DCBS Information Technology and Research (IT&R) System Support team. There are currently more than 60 items on the service request list, some of which are more than 10 years old.

DCBS System Support teams have been operating under the current service delivery model for almost a decade, but there are still notable gaps in the service as the small teams do not have enough capacity to: (1) maintain regular operations and maintenance; (2) perform system enhancements; and (3) facilitate strategic planning with their partners in the divisions.

DCBS program areas are growing and most are being pressured to adapt to more modern and flexible ways of doing business. For IT&R, this means the footprint (total cost of ownership for all technology,

including networking infrastructure, inventory of systems, components, technological platforms, etc.) is also expanding.

How Achieved: The work done in CSD System Support is in direct support of the board's mission to provide timely and impartial resolution of disputes arising under Oregon workers' compensation law and the Oregon Safe Employment Act. The WCD System Support Team has been historically understaffed compared to the maintenance needs and fragmented nature of the board's automated systems. Additional support staff will document legacy system business logic as changes are made to existing applications, nightly processing jobs, and companion business processes using office tools to automate business processes. The reduction in backlog will also allow System Support to then respond to future modernization needs related to data, data cleansing, and migration. An additional business analyst/system support specialist will help the team work through the backlog of more than 60 tickets in a more timely manner.

List Staff Impact: The Department of Consumer and Business Services, Central Services Division, requests authority to establish the following position:

- Information Systems Specialist 6 (OAS C1486 IP, SR 29), permanent full-time, 21 months Business Analyst/System Support Specialist

Quantifying Results: IT&R managers and staff members regularly meet with the board's business administrators and managers to discuss IT work and project progress. Adding these policy option resources can cause:

- Reduced IT operational work tickets for the board.
- Improved user satisfaction and productivity related to software application performance and features
- Improved ability to keep up with program changes required by statute, rule, or circumstance
- Improved IT project performance as project-assigned resources are freed up to pursue larger work efforts as smaller efforts can be handled by System Support and also not distracted by performing tool support

Revenue Source: Funding is provided through revenue transfers from areas of the department served based on the cost of services provided.

Policy Package No. 115 – CSD Agencywide Data Modernization
Agency Request: $439,538 – Pos.: 2 FTE: 1.76
Governor's Recommended Budget: $439,538 – Pos.: 2 FTE: 1.76
Legislatively Adopted Budge: $439,538 – Pos.: 2 FTE: 1.76

Purpose: This policy option package is focused on addressing the growing need for system and software testing and data-related resources.

DCBS uses more than 1,000 software applications to support its business functions. This is mainly due to the many disparate business programs housed at DCBS, each requiring specialized tools and services to support their required activities. As program areas modernize (such as the Workers' Compensation Division), new systems and old systems work concurrently. This increases the operational overhead.

With this increased emphasis and use of data and data access systems, DCBS IT staff members cannot keep up with the existing workload let alone make improvements. DCBS Information Technology and

Research (IT&R) does not possess a position to address these department-wide gaps.
In addition, DCBS replaced an aging data analytics service with Microsoft's Power BI platform. Since that replacement, agencywide demand for access to an analytics solution has risen. From one division, to nearly all DCBS business areas, the need has arisen to use Power BI. DCBS does not have a staffing resource assigned to administer this platform and help program areas with their data analytics needs. Data has become more important and is critical to regulating critical services, such as workers' compensation insurance, banking, and building permits, and enabling DCBS to comply with statewide data governance and data transparency requirements.

How Achieved: The additional research analyst resources will allow the DCBS Research unit to support agencywide initiatives that involve data reporting, data transparency, and automation of data upload methods to provide accurate, timely, and relevant information for internal and external customers.

The Power BI administrator will enable the continued expansion of Power BI as a tool to facilitate data-driven decision-making and transparency by providing needed support to onboard and assist business divisions in their data needs. Examples are:

- Successful analysis of data allows the Workers' Compensation Division to address coverage issues early, which keeps the cost of WC insurance one of the lowest in the United States.
- The ability to rapidly pull and visualize data can help the Division of Financial Regulation spot risk factors in industries with a disproportional impact on the financially vulnerable.
- The Drug Pricing Transparency program is wholly reliant on data to identify pharmaceutical price gouging.

List Staff Impact: The Department of Consumer and Business Services, Central Services Division, requests authority to establish the following positions:

- Information Systems Specialist 5 (OAS C1485 IP, SR 28), permanent full-time, 21 months – Power BI Administrator
- Research Analyst 4 (OAS C1118 AP, SR 30), permanent full-time, 21 months – Lead Analyst

Quantifying Results: DCBS engages in quarterly performance tracking. IT&R provides a quarterly status report that includes an accounting of security incidents and can include status to track effectiveness of these positions.

- Compliance with the Center for Internet Security (CIS) v.8.0 sub-controls related to use secure coding practices, vulnerability detection, and remediation.
- Improved user satisfaction and productivity related to computing device support.

DCBS will report Open Data and Data Governance compliance to the EIS.

Revenue Source: Funding is provided through transfers from areas of the department served based on the cost of services provided.

Policy Package No. 116 – CSD-Information Technology & Research Workload
Agency Request: $284,184 – Pos.: 1 FTE: 1.00
Governor's Recommended Budget: $284,184 – Pos.: 1 FTE: 1.00
Legislatively Adopted Budget: $284,184 – Pos.: 1 FTE: 1.00

Purpose: DCBS acquired a cloud-based IT Service Management (ITSM) platform in 2019 to modernize support tracking, consolidate multiple ticketing systems, and provide workflow automation capabilities for business processes. The Service Desk is a key cog in the daily use of the tool and the long-term administration of the platform itself.

DCBS IT managers have large units. One manager has a unit of 19 employees. Establishing team leads will help support the staff and allow for better staff contact with the manager for retention and growth activities.

How Achieved: The process and operations analyst will assess business process flows, consulting and advising business units on solution options, and designing solutions in the agency ITSM tool to best meet the needs of the business unit. As DCBS continues the expansion of its ITSM tool, the need for this role becomes more vital to ensure that the platform can be efficiently maintained and appropriately scaled to meet the needs of agency programs.
The two team-lead differentials will allow the manager of the DCBS Solution Development and Delivery unit to delegate some workload and oversight duties. Besides freeing up time for the manager to increase his time and support for staff members, the team lead duties provide career and growth opportunities for the unit staff who might be interested in future management positions.

List Staff Impact: The Department of Consumer and Business Services, Central Services Division, requests authority to establish the following position:

- Information Systems Specialist 5 (OAS C1485 IP, SR 28), permanent full-time, 24 months – ITSM Process Analyst

Quantifying Results: The division will quantify results for this policy package through its collection of the program's performance indicators, which include, and are not limited to:

- Expansion of the use of the DCBS ITSM tool
- Establishment of team lead opportunities

DCBS engages in quarterly agencywide performance tracking. IT&R provides a quarterly status report and can include some of the measures above to track the effectiveness of these positions. Increased use of the DCBS tracking tool and reduction in redundant software will demonstrate the effectiveness of the software administrator.

Revenue Source: Funding is provided through revenue transfers from areas of the department served based on the cost of services provided.

Policy Package No. 117 – CSD – Agencywide IT Training
Agency Request: $214,783 – Pos.: 1 FTE: 0.88
Governor's Recommended Budget: $214,783 – Pos.: 1 FTE: 0.88
Legislatively Adopted Budget: $214,783 – Pos.: 1 FTE: 0.88

Purpose: The 2021 SOS cybersecurity audit of DCBS highlighted a compliance requirement around secure coding practices. The Center for Internet Security (CIS) version 8 cybersecurity controls have an entire control set that requires specific, ongoing training on secure coding practices. DCBS does not have an IT trainer to assess needs, establish requirements, determine solutions, and manage the resulting program.

In addition, with the move of DCBS to the enterprise M365 software solution suite, DCBS program divisions have repeatedly requested help to understand M365 capabilities, use of features, and adaption to

changes experienced in the service. With the move to more remote work, this gap in end-user knowledge has been highlighted as pivotal to DCBS programs.

Changes in DCBS technology to access systems (new devices, new connection methods, new authentication requirements, etc.) have also highlighted knowledge and learning deficits.
DCBS IT and Research (IT&R) does not possess a position to address these departmentwide gaps.

How Achieved: This requested IT trainer position will fill learning and communication gaps and allow DCBS to comply with cybersecurity standards, improve end-user technology support, address organizational change related to technology and tools, and manage the improved training and training resources (materials, contracts, etc.). This support will improve DCBS use of enterprise tools and ability to interconnect, communicate, and collaborate.

List Staff Impact: The Department of Consumer and Business Services, Central Services Division, requests authority to establish the following position:

- Training and Development Specialist 2 (OAS C1339 AP, SR 27), permanent full-time, 21 months – IT Trainer

Quantifying Results: The division will quantify results for this IT trainer through the collection of performance indicators which include, and are not limited to:

- Compliance with the Center for Internet Security (CIS) v.8.0 sub-controls related to ongoing training on secure coding practices.
- Improved user satisfaction, understanding, and use of M365 tools.

Revenue Source: Funding is provided through revenue transfers from areas of the department served based on the cost of services provided.

Policy Package No. 802 – Vacant Position Reductions
Legislatively Adopted Budget: $193,735

This package abolishes a long-term vacant Administrative Specialist 1 position and implements and agency-wide permanent finance plan for an net increase of $193,735 Other Funds.

For the Central Services Division, the permanent finance plan reclassifies six positions upward and establishes one additional position. The change impacts seven positions in total and each of the reclassification requests were reviewed and approved by the Department of Administrative Services, Chief Human Resources Office. The establishment of one position helps address the agency's needs.

- Reclassifies a Human Resource Analyst 3 to an Operations & Policy Analyst 3
- Reclassifies an Administrative Specialist 1 to an Administrative Specialist 2
- Reclassifies an Applications Systems Manager to an Information Technology Application Development Manager 2
- Reclassifies an Administrative Specialist 2 to a Human Resource Analyst 1
- Reclassifies a Human Resource Analyst 1 to a Human Resource Analyst 2
- Reclassifies an Operations & Policy Analyst 1 to an Operations & Policy Analyst 3

- Establishes a Human Resource Analyst 2 position, 1.00 FTE

Policy Package No. 810 – Statewide Adjustments
Legislatively Adopted Budget: ($380,581)

Statewide adjustments impact agency budgets based on changes to the cost of debt service on existing outstanding bonds, Department of Administrative Services rates and service charges, Attorney General rates, and costs for supporting the Government Ethics Commission and Public Records Advocate.

Revenues

2023-25 Beginning Balance	**$ (3,049,486)**
Revenues	
General Fund Appropriation	-
Workers' Compensation Insurance Taxes	381,400
Other Employer-Employee Taxes	-
Insurance Taxes	128,530
Business License & Fees	498,947
Charges for Services	-
Fines & Forfeitures	-
Interest Income	-
Other Revenues	-
Federal Revenue	381,400
Subtotal Revenues	*$ 1,390,277*
Transfers	
Transfers In - Intrafund	65,436,428
Transfers Out - Intrafund	-
Transfers Out - General Fund	-
Transfers Out - Counties	-
Transfers Out - Governor	(427,000)
Transfers Out - BOLI	-
Subtotal Transfers	*$ 65,009,428*
Available Funds	**63,350,219**
2023-25 Budgeted Expenditures	63,329,565
2023-25 Ending Balance	**$ 20,654**

Legislatively Adopted Budget

2021-23 Legislatively Approved Budget	Operational	Pass Through Expenditures	Total	FTE
Total 2021-23 LAB	**$ 56,767,558**	**-**	**$ 56,767,558**	**164.81**

2023-25 Legislatively Adopted Budget	Operational	Pass Through Expenditures	Total	FTE
Base Budget	$58,686,256	-	$58,686,256	166.50
Essential Packages				
Pkg. 010 Non-PICS Personal Services Vacancy Factor	($192,997)	-	($192,997)	-
Pkg. 021 Phase-In	$5,864	-	$5,864	-
Pkg. 022 Phase-Out Program & One-time Costs	-	-	-	-
Pkg. 031 Standard Inflation	$713,389	-	$713,389	-
Pkg. 032 Above Standard Inflation	$204,097	-	$204,097	-
Pkg. 050 Fund Shift	-	-	-	-
Pkg. 060 Technical Adjustments	$1,164,798	-	$1,164,798	-
Subtotal, Essential Packages	*$1,895,151*	-	*$1,895,151*	-
Subtotal, Current Service Level	*$60,581,407*	-	*$60,581,407*	*166.50*
Pkg. 070 Revenue Shortfalls	($510,494)	-	($510,494)	(2.00)
Modified Current Service Level	*$60,070,913*	-	*$60,070,913*	*164.50*
Policy Packages				
Pkg. 090 Analyst Adjustment	-	-	-	-
Pkg. 101 Workers' Comp Modernization Program	$128,530	-	$128,530	0.50
Pkg. 106 Prescription Drug Affordability Board	$498,947	-	$498,947	2.00
Pkg. 109 Agency-Wide IT Service Desk	$489,368	-	$489,368	2.00
Pkg. 110 Agency-Wide IT Internet Security	$821,959	-	$821,959	3.01
Pkg. 112 Agency-Wide Financial Services	$333,501	-	$333,501	1.00
Pkg. 114 Workers' Compensation Board IT support	$234,688	-	$234,688	0.88
Pkg. 115 Agency-Wide Data Modernization	$439,538	-	$439,538	1.76
Pkg. 116 Information Technology & Research Workload	$284,184	-	$284,184	1.00
Pkg. 117 Agency-Wide IT Training	$214,783	-	$214,783	0.88
Pkg. 802 Vacant Position Reductions	$193,735	-	$193,735	-
Pkg. 810 Statewide Adjustments	($380,581)	-	($380,581)	-
2023-25 Total Legislatively Adopted Budget	**$ 63,329,565**	**$ -**	**$ 63,329,565**	**177.53**

ESSENTIAL AND POLICY PACKAGE FISCAL IMPACT SUMMARY

Consumer and Business Svcs, Dept of | **Cross Reference Name: Central Services Division**

Pkg: 010 - Vacancy Factor and Non-ORPICS Personal Services | **Cross Reference Number: 44000-017-00-00-00000**

Description	General Fund	Lottery Funds	Other Funds	Federal Funds	Nonlimited Other Funds	Nonlimited Federal Funds	All Funds
Beginning Balance							
Beginning Balance Adjustment	-	-	-	-	-	-	-
Total Beginning Balance	**-**	**-**	**-**	**-**	**-**	**-**	**-**
Revenues							
General Fund Appropriation	18,542	-	-	-	-	-	18,542
Total Revenues	**$18,542**	**-**	**-**	**-**	**-**	**-**	**$18,542**
Personal Services							
Temporary Appointments	-	-	2,847	-	-	-	2,847
Overtime Payments	-	-	4,946	-	-	-	4,946
All Other Differential	-	-	3,033	-	-	-	3,033
Public Employees' Retire Cont	-	-	1,431	-	-	-	1,431
Pension Obligation Bond	16,652	-	12,177	(1,128)	-	-	27,701
Social Security Taxes	-	-	829	-	-	-	829
Unemployment Assessments	-	-	456	-	-	-	456
Paid Family Medical Leave Insurance	-	-	32	-	-	-	32
Mass Transit Tax	1,890	-	17,168	-	-	-	19,058
Vacancy Savings	-	-	(253,330)	-	-	-	(253,330)
Total Personal Services	**$18,542**	**-**	**($210,411)**	**($1,128)**	**-**	**-**	**($192,997)**
Total Expenditures							
Total Expenditures	18,542	-	(210,411)	(1,128)	-	-	(192,997)
Total Expenditures	**$18,542**	**-**	**($210,411)**	**($1,128)**	**-**	**-**	**($192,997)**

ESSENTIAL AND POLICY PACKAGE FISCAL IMPACT SUMMARY

Consumer and Business Svcs, Dept of
Pkg: 010 - Vacancy Factor and Non-ORPICS Personal Services

Cross Reference Name: Central Services Division
Cross Reference Number: 44000-017-00-00-00000

Description	General Fund	Lottery Funds	Other Funds	Federal Funds	Nonlimited Other Funds	Nonlimited Federal Funds	All Funds
Ending Balance							
Ending Balance	-	-	210,411	1,128	-	-	211,539
Total Ending Balance	**-**	**-**	**$210,411**	**$1,128**	**-**	**-**	**$211,539**

ESSENTIAL AND POLICY PACKAGE FISCAL IMPACT SUMMARY

Consumer and Business Svcs, Dept of
Pkg: 021 - Phase-in

Cross Reference Name: Central Services Division
Cross Reference Number: 44000-017-00-00-00000

Description	General Fund	Lottery Funds	Other Funds	Federal Funds	Nonlimited Other Funds	Nonlimited Federal Funds	All Funds
Services & Supplies							
Employee Training	-	-	2,084	-	-	-	2,084
Office Expenses	-	-	3	-	-	-	3
Telecommunications	-	-	4	-	-	-	4
Data Processing	-	-	22	-	-	-	22
IT Expendable Property	-	-	3,751	-	-	-	3,751
Total Services & Supplies	**-**	**-**	**$5,864**	**-**	**-**	**-**	**$5,864**
Total Expenditures							
Total Expenditures	-	-	5,864	-	-	-	5,864
Total Expenditures	**-**	**-**	**$5,864**	**-**	**-**	**-**	**$5,864**
Ending Balance							
Ending Balance	-	-	(5,864)	-	-	-	(5,864)
Total Ending Balance	**-**	**-**	**($5,864)**	**-**	**-**	**-**	**($5,864)**

ESSENTIAL AND POLICY PACKAGE FISCAL IMPACT SUMMARY

Consumer and Business Svcs, Dept of
Pkg: 031 - Standard Inflation

Cross Reference Name: Central Services Division
Cross Reference Number: 44000-017-00-00-00000

Description	General Fund	Lottery Funds	Other Funds	Federal Funds	Nonlimited Other Funds	Nonlimited Federal Funds	All Funds
Revenues							
General Fund Appropriation	591	-	-	-	-	-	591
Total Revenues	**$591**	**-**	**-**	**-**	**-**	**-**	**$591**
Services & Supplies							
Instate Travel	1	-	1,716	-	-	-	1,717
Out of State Travel	1	-	157	9	-	-	167
Employee Training	20	-	3,351	56	-	-	3,427
Office Expenses	17	-	9,665	102	-	-	9,784
Telecommunications	39	-	41,373	48	-	-	41,460
State Gov. Service Charges	-	-	379,588	-	-	-	379,588
Data Processing	132	-	93,542	-	-	-	93,674
Publicity and Publications	-	-	522	-	-	-	522
Professional Services	-	-	48,826	77	-	-	48,903
IT Professional Services	-	-	26,575	-	-	-	26,575
Attorney General	-	-	2,264	-	-	-	2,264
Employee Recruitment and Develop	-	-	337	-	-	-	337
Dues and Subscriptions	-	-	2,845	1	-	-	2,846
Facilities Rental and Taxes	293	-	56,598	651	-	-	57,542
Fuels and Utilities	-	-	12	-	-	-	12
Facilities Maintenance	-	-	376	-	-	-	376
Agency Program Related S and S	-	-	24	-	-	-	24
Intra-agency Charges	-	-	18	-	-	-	18
Other Services and Supplies	-	-	15,808	-	-	-	15,808
Expendable Prop 250 - 5000	-	-	1,150	-	-	-	1,150

ESSENTIAL AND POLICY PACKAGE FISCAL IMPACT SUMMARY

Consumer and Business Svcs, Dept of
Pkg: 031 - Standard Inflation

Cross Reference Name: Central Services Division
Cross Reference Number: 44000-017-00-00-00000

Description	General Fund	Lottery Funds	Other Funds	Federal Funds	Nonlimited Other Funds	Nonlimited Federal Funds	All Funds
Services & Supplies							
IT Expendable Property	88	-	11,008	4	-	-	11,100
Total Services & Supplies	**$591**	**-**	**$695,755**	**$948**	**-**	**-**	**$697,294**
Capital Outlay							
Technical Equipment	-	-	5,942	-	-	-	5,942
Data Processing Hardware	-	-	10,153	-	-	-	10,153
Total Capital Outlay	**-**	**-**	**$16,095**	**-**	**-**	**-**	**$16,095**
Total Expenditures							
Total Expenditures	591	-	711,850	948	-	-	713,389
Total Expenditures	**$591**	**-**	**$711,850**	**$948**	**-**	**-**	**$713,389**
Ending Balance							
Ending Balance	-	-	(711,850)	(948)	-	-	(712,798)
Total Ending Balance	**-**	**-**	**($711,850)**	**($948)**	**-**	**-**	**($712,798)**

ESSENTIAL AND POLICY PACKAGE FISCAL IMPACT SUMMARY

Consumer and Business Svcs, Dept of
Pkg: 032 - Above Standard Inflation

Cross Reference Name: Central Services Division
Cross Reference Number: 44000-017-00-00-00000

Description	General Fund	Lottery Funds	Other Funds	Federal Funds	Nonlimited Other Funds	Nonlimited Federal Funds	All Funds
Revenues							
General Fund Appropriation	993	-	-	-	-	-	993
Total Revenues	**$993**	**-**	**-**	**-**	**-**	**-**	**$993**
Services & Supplies							
Facilities Rental and Taxes	993	-	200,900	2,204	-	-	204,097
Total Services & Supplies	**$993**	**-**	**$200,900**	**$2,204**	**-**	**-**	**$204,097**
Total Expenditures							
Total Expenditures	993	-	200,900	2,204	-	-	204,097
Total Expenditures	**$993**	**-**	**$200,900**	**$2,204**	**-**	**-**	**$204,097**
Ending Balance							
Ending Balance	-	-	(200,900)	(2,204)	-	-	(203,104)
Total Ending Balance	**-**	**-**	**($200,900)**	**($2,204)**	**-**	**-**	**($203,104)**

ESSENTIAL AND POLICY PACKAGE FISCAL IMPACT SUMMARY

Consumer and Business Svcs, Dept of
Pkg: 050 - Fundshifts

Cross Reference Name: Central Services Division
Cross Reference Number: 44000-017-00-00-00000

Description	General Fund	Lottery Funds	Other Funds	Federal Funds	Nonlimited Other Funds	Nonlimited Federal Funds	All Funds
Revenues							
General Fund Appropriation	(493,842)	-	-	-	-	-	(493,842)
Business Lic and Fees	-	-	-	-	-	-	-
Total Revenues	**($493,842)**	**-**	**-**	**-**	**-**	**-**	**($493,842)**
Personal Services							
Class/Unclass Sal. and Per Diem	(315,072)	-	315,072	-	-	-	-
Empl. Rel. Bd. Assessments	(106)	-	106	-	-	-	-
Public Employees' Retire Cont	(56,461)	-	56,461	-	-	-	-
Social Security Taxes	(24,103)	-	24,103	-	-	-	-
Paid Family Medical Leave Insurance	(1,260)	-	1,260	-	-	-	-
Worker's Comp. Assess. (WCD)	(92)	-	92	-	-	-	-
Mass Transit Tax	(1,890)	-	1,890	-	-	-	-
Flexible Benefits	(79,200)	-	79,200	-	-	-	-
Total Personal Services	**($478,184)**	**-**	**$478,184**	**-**	**-**	**-**	**-**
Services & Supplies							
Instate Travel	(17)	-	17	-	-	-	-
Out of State Travel	(21)	-	21	-	-	-	-
Employee Training	(495)	-	495	-	-	-	-
Office Expenses	(424)	-	424	-	-	-	-
Telecommunications	(974)	-	974	-	-	-	-
State Gov. Service Charges	-	-	-	-	-	-	-
Data Processing	(3,278)	-	3,278	-	-	-	-
Publicity and Publications	-	-	-	-	-	-	-

ESSENTIAL AND POLICY PACKAGE FISCAL IMPACT SUMMARY

Consumer and Business Svcs, Dept of
Pkg: 050 - Fundshifts

Cross Reference Name: Central Services Division
Cross Reference Number: 44000-017-00-00-00000

Description	General Fund	Lottery Funds	Other Funds	Federal Funds	Nonlimited Other Funds	Nonlimited Federal Funds	All Funds
Services & Supplies							
IT Professional Services	-	-	-	-	-	-	-
Attorney General	-	-	-	-	-	-	-
Dues and Subscriptions	(3)	-	3	-	-	-	-
Facilities Rental and Taxes	(8,261)	-	8,261	-	-	-	-
IT Expendable Property	(2,185)	-	2,185	-	-	-	-
Total Services & Supplies	**($15,658)**	**-**	**$15,658**	**-**	**-**	**-**	**-**
Total Expenditures							
Total Expenditures	(493,842)	-	493,842	-	-	-	-
Total Expenditures	**($493,842)**	**-**	**$493,842**	**-**	**-**	**-**	**-**
Ending Balance							
Ending Balance	-	-	(493,842)	-	-	-	(493,842)
Total Ending Balance	**-**	**-**	**($493,842)**	**-**	**-**	**-**	**($493,842)**

ESSENTIAL AND POLICY PACKAGE FISCAL IMPACT SUMMARY

Consumer and Business Svcs, Dept of
Pkg: 060 - Technical Adjustments

Cross Reference Name: Central Services Division
Cross Reference Number: 44000-017-00-00-00000

Description	General Fund	Lottery Funds	Other Funds	Federal Funds	Nonlimited Other Funds	Nonlimited Federal Funds	All Funds
Personal Services							
Pension Obligation Bond	-	-	-	-	-	-	-
Mass Transit Tax	-	-	-	-	-	-	-
Vacancy Savings	-	-	-	-	-	-	-
Total Personal Services	**-**	**-**	**-**	**-**	**-**	**-**	**-**
Services & Supplies							
Telecommunications	-	-	(219,269)	-	-	-	(219,269)
State Gov. Service Charges	-	-	-	-	-	-	-
Data Processing	-	-	(184,061)	-	-	-	(184,061)
Professional Services	-	-	52,000	-	-	-	52,000
Attorney General	-	-	-	-	-	-	-
Facilities Rental and Taxes	-	-	876,505	-	-	-	876,505
Agency Program Related S and S	-	-	244,737	-	-	-	244,737
Intra-agency Charges	-	-	17,329	-	-	-	17,329
IT Expendable Property	-	-	377,557	-	-	-	377,557
Total Services & Supplies	**-**	**-**	**$1,164,798**	**-**	**-**	**-**	**$1,164,798**
Total Expenditures							
Total Expenditures	-	-	1,164,798	-	-	-	1,164,798
Total Expenditures	**-**	**-**	**$1,164,798**	**-**	**-**	**-**	**$1,164,798**

ESSENTIAL AND POLICY PACKAGE FISCAL IMPACT SUMMARY

Consumer and Business Svcs, Dept of
Pkg: 060 - Technical Adjustments

Cross Reference Name: Central Services Division
Cross Reference Number: 44000-017-00-00-00000

Description	General Fund	Lottery Funds	Other Funds	Federal Funds	Nonlimited Other Funds	Nonlimited Federal Funds	All Funds
Ending Balance							
Ending Balance	-	-	(1,164,798)	-	-	-	(1,164,798)
Total Ending Balance	**-**	**-**	**($1,164,798)**	**-**	**-**	**-**	**($1,164,798)**

ESSENTIAL AND POLICY PACKAGE FISCAL IMPACT SUMMARY

Consumer and Business Svcs, Dept of
Pkg: 070 - Revenue Shortfalls

Cross Reference Name: Central Services Division
Cross Reference Number: 44000-017-00-00-00000

Description	General Fund	Lottery Funds	Other Funds	Federal Funds	Nonlimited Other Funds	Nonlimited Federal Funds	All Funds
Personal Services							
Class/Unclass Sal. and Per Diem	-	-	(315,072)	-	-	-	(315,072)
Empl. Rel. Bd. Assessments	-	-	(106)	-	-	-	(106)
Public Employees' Retire Cont	-	-	(56,461)	-	-	-	(56,461)
Pension Obligation Bond	-	-	(16,652)	-	-	-	(16,652)
Social Security Taxes	-	-	(24,103)	-	-	-	(24,103)
Paid Family Medical Leave Insurance	-	-	(1,260)	-	-	-	(1,260)
Worker's Comp. Assess. (WCD)	-	-	(92)	-	-	-	(92)
Mass Transit Tax	-	-	(1,890)	-	-	-	(1,890)
Flexible Benefits	-	-	(79,200)	-	-	-	(79,200)
Total Personal Services	**-**	**-**	**($494,836)**	**-**	**-**	**-**	**($494,836)**
Services & Supplies							
Instate Travel	-	-	(17)	-	-	-	(17)
Out of State Travel	-	-	(21)	-	-	-	(21)
Employee Training	-	-	(495)	-	-	-	(495)
Office Expenses	-	-	(424)	-	-	-	(424)
Telecommunications	-	-	(974)	-	-	-	(974)
Data Processing	-	-	(3,278)	-	-	-	(3,278)
Dues and Subscriptions	-	-	(3)	-	-	-	(3)
Facilities Rental and Taxes	-	-	(8,261)	-	-	-	(8,261)
IT Expendable Property	-	-	(2,185)	-	-	-	(2,185)
Total Services & Supplies	**-**	**-**	**($15,658)**	**-**	**-**	**-**	**($15,658)**

ESSENTIAL AND POLICY PACKAGE FISCAL IMPACT SUMMARY

Consumer and Business Svcs, Dept of
Pkg: 070 - Revenue Shortfalls

Cross Reference Name: Central Services Division
Cross Reference Number: 44000-017-00-00-00000

Description	General Fund	Lottery Funds	Other Funds	Federal Funds	Nonlimited Other Funds	Nonlimited Federal Funds	All Funds
Total Expenditures							
Total Expenditures	-	-	(510,494)	-	-	-	(510,494)
Total Expenditures	**-**	**-**	**($510,494)**	**-**	**-**	**-**	**($510,494)**
Ending Balance							
Ending Balance	-	-	510,494	-	-	-	510,494
Total Ending Balance	**-**	**-**	**$510,494**	**-**	**-**	**-**	**$510,494**
Total Positions							
Total Positions							(2)
Total Positions	**-**	**-**	**-**	**-**	**-**	**-**	**(2)**
Total FTE							
Total FTE							(2.00)
Total FTE	**-**	**-**	**-**	**-**	**-**	**-**	**(2.00)**

ESSENTIAL AND POLICY PACKAGE FISCAL IMPACT SUMMARY

Consumer and Business Svcs, Dept of
Pkg: 090 - Analyst Adjustments

Cross Reference Name: Central Services Division
Cross Reference Number: 44000-017-00-00-00000

Description	General Fund	Lottery Funds	Other Funds	Federal Funds	Nonlimited Other Funds	Nonlimited Federal Funds	All Funds
Revenues							
General Fund Appropriation	(16,652)	-	-	-	-	-	(16,652)
Total Revenues	**($16,652)**	**-**	**-**	**-**	**-**	**-**	**($16,652)**
Personal Services							
Pension Obligation Bond	(16,652)	-	16,652	-	-	-	-
Total Personal Services	**($16,652)**	**-**	**$16,652**	**-**	**-**	**-**	**-**
Total Expenditures							
Total Expenditures	(16,652)	-	16,652	-	-	-	-
Total Expenditures	**($16,652)**	**-**	**$16,652**	**-**	**-**	**-**	**-**
Ending Balance							
Ending Balance	-	-	(16,652)	-	-	-	(16,652)
Total Ending Balance	**-**	**-**	**($16,652)**	**-**	**-**	**-**	**($16,652)**

ESSENTIAL AND POLICY PACKAGE FISCAL IMPACT SUMMARY

Consumer and Business Svcs, Dept of
Pkg: 092 - Statewide AG Adjustment

Cross Reference Name: Central Services Division
Cross Reference Number: 44000-017-00-00-00000

Description	General Fund	Lottery Funds	Other Funds	Federal Funds	Nonlimited Other Funds	Nonlimited Federal Funds	All Funds
Services & Supplies							
Attorney General	-	-	-	-	-	-	-
Total Services & Supplies	**-**	**-**	**-**	**-**	**-**	**-**	**-**
Total Expenditures							
Total Expenditures	-	-	-	-	-	-	-
Total Expenditures	**-**	**-**	**-**	**-**	**-**	**-**	**-**
Ending Balance							
Ending Balance	-	-	-	-	-	-	-
Total Ending Balance	**-**	**-**	**-**	**-**	**-**	**-**	**-**

ESSENTIAL AND POLICY PACKAGE FISCAL IMPACT SUMMARY

Consumer and Business Svcs, Dept of
Pkg: 093 - Statewide Adjustment DAS Chgs

Cross Reference Name: Central Services Division
Cross Reference Number: 44000-017-00-00-00000

Description	General Fund	Lottery Funds	Other Funds	Federal Funds	Nonlimited Other Funds	Nonlimited Federal Funds	All Funds
Services & Supplies							
Instate Travel	-	-	-	-	-	-	-
Office Expenses	-	-	-	-	-	-	-
Telecommunications	-	-	-	-	-	-	-
State Gov. Service Charges	-	-	-	-	-	-	-
Data Processing	-	-	-	-	-	-	-
Facilities Rental and Taxes	-	-	-	-	-	-	-
Other Services and Supplies	-	-	-	-	-	-	-
Total Services & Supplies	**-**	**-**	**-**	**-**	**-**	**-**	**-**
Total Expenditures							
Total Expenditures	-	-	-	-	-	-	-
Total Expenditures	**-**	**-**	**-**	**-**	**-**	**-**	**-**
Ending Balance							
Ending Balance	-	-	-	-	-	-	-
Total Ending Balance	**-**	**-**	**-**	**-**	**-**	**-**	**-**

ESSENTIAL AND POLICY PACKAGE FISCAL IMPACT SUMMARY

Consumer and Business Svcs, Dept of
Pkg: 101 - Workers' Compensation Modernization

Cross Reference Name: Central Services Division
Cross Reference Number: 44000-017-00-00-00000

Description	General Fund	Lottery Funds	Other Funds	Federal Funds	Nonlimited Other Funds	Nonlimited Federal Funds	All Funds
Revenues							
Insurance Taxes	-	-	128,530	-	-	-	128,530
Total Revenues	**-**	**-**	**$128,530**	**-**	**-**	**-**	**$128,530**
Personal Services							
Class/Unclass Sal. and Per Diem	-	-	62,568	-	-	-	62,568
Empl. Rel. Bd. Assessments	-	-	26	-	-	-	26
Public Employees' Retire Cont	-	-	11,212	-	-	-	11,212
Social Security Taxes	-	-	4,786	-	-	-	4,786
Paid Family Medical Leave Insurance	-	-	250	-	-	-	250
Worker's Comp. Assess. (WCD)	-	-	23	-	-	-	23
Mass Transit Tax	-	-	375	-	-	-	375
Flexible Benefits	-	-	19,800	-	-	-	19,800
Total Personal Services	**-**	**-**	**$99,040**	**-**	**-**	**-**	**$99,040**
Services & Supplies							
Instate Travel	-	-	11	-	-	-	11
Out of State Travel	-	-	13	-	-	-	13
Employee Training	-	-	1,000	-	-	-	1,000
Office Expenses	-	-	993	-	-	-	993
Telecommunications	-	-	648	-	-	-	648
Data Processing	-	-	3,038	-	-	-	3,038
Dues and Subscriptions	-	-	3	-	-	-	3
Facilities Rental and Taxes	-	-	12,660	-	-	-	12,660
Expendable Prop 250 - 5000	-	-	4,500	-	-	-	4,500

ESSENTIAL AND POLICY PACKAGE FISCAL IMPACT SUMMARY

Consumer and Business Svcs, Dept of
Pkg: 101 - Workers' Compensation Modernization

Cross Reference Name: Central Services Division
Cross Reference Number: 44000-017-00-00-00000

Description	General Fund	Lottery Funds	Other Funds	Federal Funds	Nonlimited Other Funds	Nonlimited Federal Funds	All Funds
Services & Supplies							
IT Expendable Property	-	-	6,624	-	-	-	6,624
Total Services & Supplies	**-**	**-**	**$29,490**	**-**	**-**	**-**	**$29,490**
Total Expenditures							
Total Expenditures	-	-	128,530	-	-	-	128,530
Total Expenditures	**-**	**-**	**$128,530**	**-**	**-**	**-**	**$128,530**
Ending Balance							
Ending Balance	-	-	-	-	-	-	-
Total Ending Balance	**-**	**-**	**-**	**-**	**-**	**-**	**-**
Total Positions							
Total Positions							1
Total Positions	**-**	**-**	**-**	**-**	**-**	**-**	**1**
Total FTE							
Total FTE							0.50
Total FTE	**-**	**-**	**-**	**-**	**-**	**-**	**0.50**

ESSENTIAL AND POLICY PACKAGE FISCAL IMPACT SUMMARY

Consumer and Business Svcs, Dept of
Pkg: 106 - Prescription Drug Affordability Board

Cross Reference Name: Central Services Division
Cross Reference Number: 44000-017-00-00-00000

Description	General Fund	Lottery Funds	Other Funds	Federal Funds	Nonlimited Other Funds	Nonlimited Federal Funds	All Funds
Revenues							
Business Lic and Fees	-	-	498,947	-	-	-	498,947
Total Revenues	**-**	**-**	**$498,947**	**-**	**-**	**-**	**$498,947**
Personal Services							
Class/Unclass Sal. and Per Diem	-	-	315,072	-	-	-	315,072
Empl. Rel. Bd. Assessments	-	-	106	-	-	-	106
Public Employees' Retire Cont	-	-	56,461	-	-	-	56,461
Social Security Taxes	-	-	24,103	-	-	-	24,103
Paid Family Medical Leave Insurance	-	-	1,260	-	-	-	1,260
Worker's Comp. Assess. (WCD)	-	-	92	-	-	-	92
Mass Transit Tax	-	-	1,890	-	-	-	1,890
Flexible Benefits	-	-	79,200	-	-	-	79,200
Total Personal Services	**-**	**-**	**$478,184**	**-**	**-**	**-**	**$478,184**
Services & Supplies							
Instate Travel	-	-	17	-	-	-	17
Out of State Travel	-	-	21	-	-	-	21
Employee Training	-	-	2,000	-	-	-	2,000
Office Expenses	-	-	424	-	-	-	424
Telecommunications	-	-	974	-	-	-	974
Data Processing	-	-	3,278	-	-	-	3,278
Dues and Subscriptions	-	-	3	-	-	-	3
Facilities Rental and Taxes	-	-	8,261	-	-	-	8,261

ESSENTIAL AND POLICY PACKAGE FISCAL IMPACT SUMMARY

Consumer and Business Svcs, Dept of
Pkg: 106 - Prescription Drug Affordability Board

Cross Reference Name: Central Services Division
Cross Reference Number: 44000-017-00-00-00000

Description	General Fund	Lottery Funds	Other Funds	Federal Funds	Nonlimited Other Funds	Nonlimited Federal Funds	All Funds
Services & Supplies							
IT Expendable Property	-	-	5,785	-	-	-	5,785
Total Services & Supplies	**-**	**-**	**$20,763**	**-**	**-**	**-**	**$20,763**
Total Expenditures							
Total Expenditures	-	-	498,947	-	-	-	498,947
Total Expenditures	**-**	**-**	**$498,947**	**-**	**-**	**-**	**$498,947**
Ending Balance							
Ending Balance	-	-	-	-	-	-	-
Total Ending Balance	**-**	**-**	**-**	**-**	**-**	**-**	**-**
Total Positions							
Total Positions							2
Total Positions	**-**	**-**	**-**	**-**	**-**	**-**	**2**
Total FTE							
Total FTE							2.00
Total FTE	**-**	**-**	**-**	**-**	**-**	**-**	**2.00**

ESSENTIAL AND POLICY PACKAGE FISCAL IMPACT SUMMARY

Consumer and Business Svcs, Dept of
Pkg: 109 - Agency-wide IT Service Desk

Cross Reference Name: Central Services Division
Cross Reference Number: 44000-017-00-00-00000

Description	General Fund	Lottery Funds	Other Funds	Federal Funds	Nonlimited Other Funds	Nonlimited Federal Funds	All Funds
Personal Services							
Class/Unclass Sal. and Per Diem	-	-	264,936	-	-	-	264,936
Empl. Rel. Bd. Assessments	-	-	106	-	-	-	106
Public Employees' Retire Cont	-	-	47,476	-	-	-	47,476
Social Security Taxes	-	-	20,268	-	-	-	20,268
Paid Family Medical Leave Insurance	-	-	1,060	-	-	-	1,060
Worker's Comp. Assess. (WCD)	-	-	92	-	-	-	92
Mass Transit Tax	-	-	1,590	-	-	-	1,590
Flexible Benefits	-	-	79,200	-	-	-	79,200
Total Personal Services	**-**	**-**	**$414,728**	**-**	**-**	**-**	**$414,728**
Services & Supplies							
Instate Travel	-	-	42	-	-	-	42
Out of State Travel	-	-	50	-	-	-	50
Employee Training	-	-	2,000	-	-	-	2,000
Office Expenses	-	-	2,773	-	-	-	2,773
Telecommunications	-	-	2,791	-	-	-	2,791
Data Processing	-	-	12,151	-	-	-	12,151
Dues and Subscriptions	-	-	11	-	-	-	11
Facilities Rental and Taxes	-	-	25,320	-	-	-	25,320
Expendable Prop 250 - 5000	-	-	9,000	-	-	-	9,000
IT Expendable Property	-	-	20,502	-	-	-	20,502
Total Services & Supplies	**-**	**-**	**$74,640**	**-**	**-**	**-**	**$74,640**

ESSENTIAL AND POLICY PACKAGE FISCAL IMPACT SUMMARY

Consumer and Business Svcs, Dept of
Pkg: 109 - Agency-wide IT Service Desk

Cross Reference Name: Central Services Division
Cross Reference Number: 44000-017-00-00-00000

Description	General Fund	Lottery Funds	Other Funds	Federal Funds	Nonlimited Other Funds	Nonlimited Federal Funds	All Funds
Total Expenditures							
Total Expenditures	-	-	489,368	-	-	-	489,368
Total Expenditures	**-**	**-**	**$489,368**	**-**	**-**	**-**	**$489,368**
Ending Balance							
Ending Balance	-	-	(489,368)	-	-	-	(489,368)
Total Ending Balance	**-**	**-**	**($489,368)**	**-**	**-**	**-**	**($489,368)**
Total Positions							
Total Positions							2
Total Positions	**-**	**-**	**-**	**-**	**-**	**-**	**2**
Total FTE							
Total FTE							2.00
Total FTE	**-**	**-**	**-**	**-**	**-**	**-**	**2.00**

ESSENTIAL AND POLICY PACKAGE FISCAL IMPACT SUMMARY

Consumer and Business Svcs, Dept of
Pkg: 110 - Agency-wide IT Internal Security

Cross Reference Name: Central Services Division
Cross Reference Number: 44000-017-00-00-00000

Description	General Fund	Lottery Funds	Other Funds	Federal Funds	Nonlimited Other Funds	Nonlimited Federal Funds	All Funds
Revenues							
Interest Income	-	-	-	-	-	-	-
Other Revenues	-	-	-	-	-	-	-
Total Revenues	**-**	**-**	**-**	**-**	**-**	**-**	**-**
Personal Services							
Class/Unclass Sal. and Per Diem	-	-	476,040	-	-	-	476,040
Empl. Rel. Bd. Assessments	-	-	157	-	-	-	157
Public Employees' Retire Cont	-	-	85,307	-	-	-	85,307
Social Security Taxes	-	-	36,417	-	-	-	36,417
Paid Family Medical Leave Insurance	-	-	1,904	-	-	-	1,904
Worker's Comp. Assess. (WCD)	-	-	137	-	-	-	137
Mass Transit Tax	-	-	2,856	-	-	-	2,856
Flexible Benefits	-	-	118,800	-	-	-	118,800
Total Personal Services	**-**	**-**	**$721,618**	**-**	**-**	**-**	**$721,618**
Services & Supplies							
Instate Travel	-	-	18	-	-	-	18
Out of State Travel	-	-	22	-	-	-	22
Employee Training	-	-	4,000	-	-	-	4,000
Office Expenses	-	-	3,088	-	-	-	3,088
Telecommunications	-	-	1,533	-	-	-	1,533
Data Processing	-	-	5,316	-	-	-	5,316
Dues and Subscriptions	-	-	5	-	-	-	5
Facilities Rental and Taxes	-	-	50,640	-	-	-	50,640

ESSENTIAL AND POLICY PACKAGE FISCAL IMPACT SUMMARY

Consumer and Business Svcs, Dept of
Pkg: 110 - Agency-wide IT Internal Security

Cross Reference Name: Central Services Division
Cross Reference Number: 44000-017-00-00-00000

Description	General Fund	Lottery Funds	Other Funds	Federal Funds	Nonlimited Other Funds	Nonlimited Federal Funds	All Funds
Services & Supplies							
Expendable Prop 250 - 5000	-	-	18,000	-	-	-	18,000
IT Expendable Property	-	-	17,719	-	-	-	17,719
Total Services & Supplies	**-**	**-**	**$100,341**	**-**	**-**	**-**	**$100,341**
Total Expenditures							
Total Expenditures	-	-	821,959	-	-	-	821,959
Total Expenditures	**-**	**-**	**$821,959**	**-**	**-**	**-**	**$821,959**
Ending Balance							
Ending Balance	-	-	(821,959)	-	-	-	(821,959)
Total Ending Balance	**-**	**-**	**($821,959)**	**-**	**-**	**-**	**($821,959)**
Total Positions							
Total Positions							4
Total Positions	**-**	**-**	**-**	**-**	**-**	**-**	**4**
Total FTE							
Total FTE							3.01
Total FTE	**-**	**-**	**-**	**-**	**-**	**-**	**3.01**

ESSENTIAL AND POLICY PACKAGE FISCAL IMPACT SUMMARY

Consumer and Business Svcs, Dept of
Pkg: 112 - Agencywide Financial Services

Cross Reference Name: Central Services Division
Cross Reference Number: 44000-017-00-00-00000

Description	General Fund	Lottery Funds	Other Funds	Federal Funds	Nonlimited Other Funds	Nonlimited Federal Funds	All Funds
Personal Services							
Class/Unclass Sal. and Per Diem	-	-	183,120	-	-	-	183,120
Empl. Rel. Bd. Assessments	-	-	53	-	-	-	53
Public Employees' Retire Cont	-	-	32,815	-	-	-	32,815
Social Security Taxes	-	-	14,009	-	-	-	14,009
Paid Family Medical Leave Insurance	-	-	732	-	-	-	732
Worker's Comp. Assess. (WCD)	-	-	46	-	-	-	46
Mass Transit Tax	-	-	1,644	-	-	-	1,644
Flexible Benefits	-	-	39,600	-	-	-	39,600
Reconciliation Adjustment	-	-	61,482	-	-	-	61,482
Total Personal Services	**-**	**-**	**$333,501**	**-**	**-**	**-**	**$333,501**
Services & Supplies							
Out of State Travel	-	-	-	-	-	-	-
Employee Training	-	-	-	-	-	-	-
Office Expenses	-	-	-	-	-	-	-
Telecommunications	-	-	-	-	-	-	-
Data Processing	-	-	-	-	-	-	-
Dues and Subscriptions	-	-	-	-	-	-	-
Facilities Rental and Taxes	-	-	-	-	-	-	-
IT Expendable Property	-	-	-	-	-	-	-
Total Services & Supplies	**-**	**-**	**-**	**-**	**-**	**-**	**-**

ESSENTIAL AND POLICY PACKAGE FISCAL IMPACT SUMMARY

Consumer and Business Svcs, Dept of
Pkg: 112 - Agencywide Financial Services

Cross Reference Name: Central Services Division
Cross Reference Number: 44000-017-00-00-00000

Description	General Fund	Lottery Funds	Other Funds	Federal Funds	Nonlimited Other Funds	Nonlimited Federal Funds	All Funds
Total Expenditures							
Total Expenditures	-	-	333,501	-	-	-	333,501
Total Expenditures	**-**	**-**	**$333,501**	**-**	**-**	**-**	**$333,501**
Ending Balance							
Ending Balance	-	-	(333,501)	-	-	-	(333,501)
Total Ending Balance	**-**	**-**	**($333,501)**	**-**	**-**	**-**	**($333,501)**
Total Positions							
Total Positions							1
Total Positions	**-**	**-**	**-**	**-**	**-**	**-**	**1**
Total FTE							
Total FTE							1.00
Total FTE	**-**	**-**	**-**	**-**	**-**	**-**	**1.00**

ESSENTIAL AND POLICY PACKAGE FISCAL IMPACT SUMMARY

Consumer and Business Svcs, Dept of
Pkg: 114 - Workers' Compensation Board IT Support

Cross Reference Name: Central Services Division
Cross Reference Number: 44000-017-00-00-00000

Description	General Fund	Lottery Funds	Other Funds	Federal Funds	Nonlimited Other Funds	Nonlimited Federal Funds	All Funds
Personal Services							
Class/Unclass Sal. and Per Diem	-	-	130,830	-	-	-	130,830
Empl. Rel. Bd. Assessments	-	-	46	-	-	-	46
Public Employees' Retire Cont	-	-	23,445	-	-	-	23,445
Social Security Taxes	-	-	10,008	-	-	-	10,008
Paid Family Medical Leave Insurance	-	-	523	-	-	-	523
Worker's Comp. Assess. (WCD)	-	-	40	-	-	-	40
Mass Transit Tax	-	-	785	-	-	-	785
Flexible Benefits	-	-	34,650	-	-	-	34,650
Total Personal Services	**-**	**-**	**$200,327**	**-**	**-**	**-**	**$200,327**
Services & Supplies							
Instate Travel	-	-	18	-	-	-	18
Out of State Travel	-	-	22	-	-	-	22
Employee Training	-	-	1,000	-	-	-	1,000
Office Expenses	-	-	1,288	-	-	-	1,288
Telecommunications	-	-	1,233	-	-	-	1,233
Data Processing	-	-	5,316	-	-	-	5,316
Dues and Subscriptions	-	-	5	-	-	-	5
Facilities Rental and Taxes	-	-	12,660	-	-	-	12,660
Expendable Prop 250 - 5000	-	-	4,500	-	-	-	4,500
IT Expendable Property	-	-	8,319	-	-	-	8,319
Total Services & Supplies	**-**	**-**	**$34,361**	**-**	**-**	**-**	**$34,361**

ESSENTIAL AND POLICY PACKAGE FISCAL IMPACT SUMMARY

Consumer and Business Svcs, Dept of
Pkg: 114 - Workers' Compensation Board IT Support

Cross Reference Name: Central Services Division
Cross Reference Number: 44000-017-00-00-00000

Description	General Fund	Lottery Funds	Other Funds	Federal Funds	Nonlimited Other Funds	Nonlimited Federal Funds	All Funds
Total Expenditures							
Total Expenditures	-	-	234,688	-	-	-	234,688
Total Expenditures	**-**	**-**	**$234,688**	**-**	**-**	**-**	**$234,688**
Ending Balance							
Ending Balance	-	-	(234,688)	-	-	-	(234,688)
Total Ending Balance	**-**	**-**	**($234,688)**	**-**	**-**	**-**	**($234,688)**
Total Positions							
Total Positions							1
Total Positions	**-**	**-**	**-**	**-**	**-**	**-**	**1**
Total FTE							
Total FTE							0.88
Total FTE	**-**	**-**	**-**	**-**	**-**	**-**	**0.88**

ESSENTIAL AND POLICY PACKAGE FISCAL IMPACT SUMMARY

Consumer and Business Svcs, Dept of
Pkg: 115 - Agency-wide Data Modernization

Cross Reference Name: Central Services Division
Cross Reference Number: 44000-017-00-00-00000

Description	General Fund	Lottery Funds	Other Funds	Federal Funds	Nonlimited Other Funds	Nonlimited Federal Funds	All Funds
Personal Services							
Class/Unclass Sal. and Per Diem	-	-	255,675	-	-	-	255,675
Empl. Rel. Bd. Assessments	-	-	92	-	-	-	92
Public Employees' Retire Cont	-	-	45,817	-	-	-	45,817
Social Security Taxes	-	-	19,559	-	-	-	19,559
Paid Family Medical Leave Insurance	-	-	1,022	-	-	-	1,022
Worker's Comp. Assess. (WCD)	-	-	80	-	-	-	80
Mass Transit Tax	-	-	1,534	-	-	-	1,534
Flexible Benefits	-	-	69,300	-	-	-	69,300
Total Personal Services	**-**	**-**	**$393,079**	**-**	**-**	**-**	**$393,079**
Services & Supplies							
Instate Travel	-	-	37	-	-	-	37
Out of State Travel	-	-	44	-	-	-	44
Employee Training	-	-	2,000	-	-	-	2,000
Office Expenses	-	-	2,576	-	-	-	2,576
Telecommunications	-	-	2,467	-	-	-	2,467
Data Processing	-	-	10,632	-	-	-	10,632
Dues and Subscriptions	-	-	9	-	-	-	9
Facilities Rental and Taxes	-	-	1,055	-	-	-	1,055
Expendable Prop 250 - 5000	-	-	9,000	-	-	-	9,000
IT Expendable Property	-	-	18,639	-	-	-	18,639
Total Services & Supplies	**-**	**-**	**$46,459**	**-**	**-**	**-**	**$46,459**

ESSENTIAL AND POLICY PACKAGE FISCAL IMPACT SUMMARY

Consumer and Business Svcs, Dept of
Pkg: 115 - Agency-wide Data Modernization

Cross Reference Name: Central Services Division
Cross Reference Number: 44000-017-00-00-00000

Description	General Fund	Lottery Funds	Other Funds	Federal Funds	Nonlimited Other Funds	Nonlimited Federal Funds	All Funds
Total Expenditures							
Total Expenditures	-	-	439,538	-	-	-	439,538
Total Expenditures	**-**	**-**	**$439,538**	**-**	**-**	**-**	**$439,538**
Ending Balance							
Ending Balance	-	-	(439,538)	-	-	-	(439,538)
Total Ending Balance	**-**	**-**	**($439,538)**	**-**	**-**	**-**	**($439,538)**
Total Positions							
Total Positions							2
Total Positions	**-**	**-**	**-**	**-**	**-**	**-**	**2**
Total FTE							
Total FTE							1.76
Total FTE	**-**	**-**	**-**	**-**	**-**	**-**	**1.76**

ESSENTIAL AND POLICY PACKAGE FISCAL IMPACT SUMMARY

Consumer and Business Svcs, Dept of
Pkg: 116 - Information Technology & Research Workload

Cross Reference Name: Central Services Division
Cross Reference Number: 44000-017-00-00-00000

Description	General Fund	Lottery Funds	Other Funds	Federal Funds	Nonlimited Other Funds	Nonlimited Federal Funds	All Funds
Personal Services							
Class/Unclass Sal. and Per Diem	-	-	139,800	-	-	-	139,800
All Other Differential	-	-	23,877	-	-	-	23,877
Empl. Rel. Bd. Assessments	-	-	53	-	-	-	53
Public Employees' Retire Cont	-	-	29,331	-	-	-	29,331
Social Security Taxes	-	-	12,522	-	-	-	12,522
Paid Family Medical Leave Insurance	-	-	655	-	-	-	655
Worker's Comp. Assess. (WCD)	-	-	46	-	-	-	46
Mass Transit Tax	-	-	982	-	-	-	982
Flexible Benefits	-	-	39,600	-	-	-	39,600
Total Personal Services	**-**	**-**	**$246,866**	**-**	**-**	**-**	**$246,866**
Services & Supplies							
Instate Travel	-	-	21	-	-	-	21
Out of State Travel	-	-	25	-	-	-	25
Employee Training	-	-	1,000	-	-	-	1,000
Office Expenses	-	-	1,386	-	-	-	1,386
Telecommunications	-	-	1,395	-	-	-	1,395
Data Processing	-	-	6,075	-	-	-	6,075
Dues and Subscriptions	-	-	5	-	-	-	5
Facilities Rental and Taxes	-	-	12,660	-	-	-	12,660
Expendable Prop 250 - 5000	-	-	4,500	-	-	-	4,500
IT Expendable Property	-	-	10,251	-	-	-	10,251
Total Services & Supplies	**-**	**-**	**$37,318**	**-**	**-**	**-**	**$37,318**

ESSENTIAL AND POLICY PACKAGE FISCAL IMPACT SUMMARY

Consumer and Business Svcs, Dept of
Pkg: 116 - Information Technology & Research Workload

Cross Reference Name: Central Services Division
Cross Reference Number: 44000-017-00-00-00000

Description	General Fund	Lottery Funds	Other Funds	Federal Funds	Nonlimited Other Funds	Nonlimited Federal Funds	All Funds
Total Expenditures							
Total Expenditures	-	-	284,184	-	-	-	284,184
Total Expenditures	**-**	**-**	**$284,184**	**-**	**-**	**-**	**$284,184**
Ending Balance							
Ending Balance	-	-	(284,184)	-	-	-	(284,184)
Total Ending Balance	**-**	**-**	**($284,184)**	**-**	**-**	**-**	**($284,184)**
Total Positions							
Total Positions							1
Total Positions	**-**	**-**	**-**	**-**	**-**	**-**	**1**
Total FTE							
Total FTE							1.00
Total FTE	**-**	**-**	**-**	**-**	**-**	**-**	**1.00**

ESSENTIAL AND POLICY PACKAGE FISCAL IMPACT SUMMARY

Consumer and Business Svcs, Dept of
Pkg: 117 - Agency-wide IT Training

Cross Reference Name: Central Services Division
Cross Reference Number: 44000-017-00-00-00000

Description	General Fund	Lottery Funds	Other Funds	Federal Funds	Nonlimited Other Funds	Nonlimited Federal Funds	All Funds
Personal Services							
Class/Unclass Sal. and Per Diem	-	-	115,563	-	-	-	115,563
Empl. Rel. Bd. Assessments	-	-	46	-	-	-	46
Public Employees' Retire Cont	-	-	20,709	-	-	-	20,709
Social Security Taxes	-	-	8,841	-	-	-	8,841
Paid Family Medical Leave Insurance	-	-	462	-	-	-	462
Worker's Comp. Assess. (WCD)	-	-	40	-	-	-	40
Mass Transit Tax	-	-	693	-	-	-	693
Flexible Benefits	-	-	34,650	-	-	-	34,650
Total Personal Services	**-**	**-**	**$181,004**	**-**	**-**	**-**	**$181,004**
Services & Supplies							
Instate Travel	-	-	18	-	-	-	18
Out of State Travel	-	-	22	-	-	-	22
Employee Training	-	-	1,000	-	-	-	1,000
Office Expenses	-	-	1,288	-	-	-	1,288
Telecommunications	-	-	1,233	-	-	-	1,233
Data Processing	-	-	5,316	-	-	-	5,316
Dues and Subscriptions	-	-	5	-	-	-	5
Facilities Rental and Taxes	-	-	11,078	-	-	-	11,078
Expendable Prop 250 - 5000	-	-	4,500	-	-	-	4,500
IT Expendable Property	-	-	9,319	-	-	-	9,319
Total Services & Supplies	**-**	**-**	**$33,779**	**-**	**-**	**-**	**$33,779**

ESSENTIAL AND POLICY PACKAGE FISCAL IMPACT SUMMARY

Consumer and Business Svcs, Dept of
Pkg: 117 - Agency-wide IT Training

Cross Reference Name: Central Services Division
Cross Reference Number: 44000-017-00-00-00000

Description	General Fund	Lottery Funds	Other Funds	Federal Funds	Nonlimited Other Funds	Nonlimited Federal Funds	All Funds
Total Expenditures							
Total Expenditures	-	-	214,783	-	-	-	214,783
Total Expenditures	**-**	**-**	**$214,783**	**-**	**-**	**-**	**$214,783**
Ending Balance							
Ending Balance	-	-	(214,783)	-	-	-	(214,783)
Total Ending Balance	**-**	**-**	**($214,783)**	**-**	**-**	**-**	**($214,783)**
Total Positions							
Total Positions							1
Total Positions	**-**	**-**	**-**	**-**	**-**	**-**	**1**
Total FTE							
Total FTE							0.88
Total FTE	**-**	**-**	**-**	**-**	**-**	**-**	**0.88**

ESSENTIAL AND POLICY PACKAGE FISCAL IMPACT SUMMARY

Consumer and Business Svcs, Dept of
Pkg: 802 - Vacant Position Reductions

Cross Reference Name: Central Services Division
Cross Reference Number: 44000-017-00-00-00000

Description	General Fund	Lottery Funds	Other Funds	Federal Funds	Nonlimited Other Funds	Nonlimited Federal Funds	All Funds
Personal Services							
Class/Unclass Sal. and Per Diem	-	-	181,752	-	-	-	181,752
Empl. Rel. Bd. Assessments	-	-	-	-	-	-	-
Public Employees' Retire Cont	-	-	32,571	-	-	-	32,571
Social Security Taxes	-	-	13,903	-	-	-	13,903
Paid Family Medical Leave Insurance	-	-	674	-	-	-	674
Worker's Comp. Assess. (WCD)	-	-	-	-	-	-	-
Flexible Benefits	-	-	-	-	-	-	-
Reconciliation Adjustment	-	-	(35,165)	-	-	-	(35,165)
Total Personal Services	**-**	**-**	**$193,735**	**-**	**-**	**-**	**$193,735**
Total Expenditures							
Total Expenditures	-	-	193,735	-	-	-	193,735
Total Expenditures	**-**	**-**	**$193,735**	**-**	**-**	**-**	**$193,735**
Ending Balance							
Ending Balance	-	-	(193,735)	-	-	-	(193,735)
Total Ending Balance	**-**	**-**	**($193,735)**	**-**	**-**	**-**	**($193,735)**
Total Positions							
Total Positions							-
Total Positions	**-**	**-**	**-**	**-**	**-**	**-**	**-**

ESSENTIAL AND POLICY PACKAGE FISCAL IMPACT SUMMARY

Consumer and Business Svcs, Dept of
Pkg: 802 - Vacant Position Reductions

Cross Reference Name: Central Services Division
Cross Reference Number: 44000-017-00-00-00000

Description	General Fund	Lottery Funds	Other Funds	Federal Funds	Nonlimited Other Funds	Nonlimited Federal Funds	All Funds
Total FTE							
Total FTE							-
Total FTE	**-**	**-**	**-**	**-**	**-**	**-**	**-**

ESSENTIAL AND POLICY PACKAGE FISCAL IMPACT SUMMARY

Consumer and Business Svcs, Dept of
Pkg: 810 - Statewide Adjustments

Cross Reference Name: Central Services Division
Cross Reference Number: 44000-017-00-00-00000

Description	General Fund	Lottery Funds	Other Funds	Federal Funds	Nonlimited Other Funds	Nonlimited Federal Funds	All Funds
Services & Supplies							
Instate Travel	-	-	(3,162)	-	-	-	(3,162)
Employee Training	-	-	27,878	-	-	-	27,878
Office Expenses	-	-	3,183	-	-	-	3,183
Telecommunications	-	-	(47,863)	-	-	-	(47,863)
State Gov. Service Charges	-	-	(90,141)	-	-	-	(90,141)
Data Processing	-	-	(38,844)	-	-	-	(38,844)
Attorney General	-	-	(1,059)	-	-	-	(1,059)
Facilities Rental and Taxes	-	-	(90,395)	-	-	-	(90,395)
Other Services and Supplies	-	-	(140,178)	-	-	-	(140,178)
Total Services & Supplies	**-**	**-**	**($380,581)**	**-**	**-**	**-**	**($380,581)**
Total Expenditures							
Total Expenditures	-	-	(380,581)	-	-	-	(380,581)
Total Expenditures	**-**	**-**	**($380,581)**	**-**	**-**	**-**	**($380,581)**
Ending Balance							
Ending Balance	-	-	380,581	-	-	-	380,581
Total Ending Balance	**-**	**-**	**$380,581**	**-**	**-**	**-**	**$380,581**

DETAIL OF LOTTERY FUNDS, OTHER FUNDS, AND FEDERAL FUNDS REVENUE

Consumer and Business Svcs, Dept of **Agency Number: 44000**

2023-25 Biennium **Cross Reference Number: 44000-017-00-00-00000**

Source	2019-21 Actuals	2021-23 Leg Adopted Budget	2021-23 Leg Approved Budget	2023-25 Agency Request Budget	2023-25 Governor's Budget	2023-25 Leg. Adopted Budget
Other Funds						
Workers Comp Insurance Taxes	-	381,400	381,400	381,400	381,400	381,400
Insurance Taxes	-	-	-	122,535	128,530	128,530
Business Lic and Fees	-	-	-	497,057	498,947	498,947
Charges for Services	45	-	-	-	-	-
Admin and Service Charges	95,642	-	-	-	-	-
Interest Income	145,918	-	-	2,856	821,959	-
Other Revenues	14,343	-	-	-	-	-
Transfer In - Intrafund	42,169,711	53,755,961	55,415,199	62,167,388	62,167,388	61,831,129
Tsfr From Administrative Svcs	32,337,898	-	-	-	-	-
Tsfr To Governor, Office of the	(326,340)	(375,000)	(375,000)	(427,000)	(427,000)	(427,000)
Total Other Funds	**$74,437,217**	**$53,762,361**	**$55,421,599**	**$62,744,236**	**$63,571,224**	**$62,413,006**
Federal Funds						
Federal Funds	344,817	381,400	388,725	381,400	381,400	381,400
Total Federal Funds	**$344,817**	**$381,400**	**$388,725**	**$381,400**	**$381,400**	**$381,400**
Nonlimited Other Funds						
Interest Income	129	-	-	-	-	-
Other Revenues	432	-	-	-	-	-
Transfer In - Intrafund	470,080	1,944,104	1,944,104	3,605,299	3,605,299	3,605,299
Total Nonlimited Other Funds	**$470,641**	**$1,944,104**	**$1,944,104**	**$3,605,299**	**$3,605,299**	**$3,605,299**

DETAIL OF LOTTERY FUNDS, OTHER FUNDS, AND FEDERAL FUNDS REVENUE

Source	Fund	ORBITS Revenue Acct	2019-2021 Actual	2021-23 Legislatively Adopted	2021-23 Estimated	2023-25 Agency Request	2023-25 Governor's	2023-25 Legislatively Adopted
Workers Comp Insurance Taxes	OF	0125	-	381,400	381,400	381,400	381,400	381,400
Insurance Taxes	OF	0150	-	-	-	122,535	128,530	128,530
Business Lic and Fees	OF	0305	-	-	-	497,057	498,947	498,947
Charges for Services	OF	0410	45	-	-	-	-	-
Admin and Service Charges	OF	0415	95,642	-	-	-	-	-
Interest Income	OF	0605	145,918	-	-	2,856	821,959	-
Other Revenues	OF	0975	14,343	-	-	-	-	-
Transfer In - Intrafund	OF	1010	42,169,711	53,755,961	53,755,961	62,167,388	62,167,388	61,831,129
Tsfr From Administrative Svcs	OF	1107	32,337,898	-	-	-	-	-
Tsfr To Governor, Office of the	OF	2121	(326,340)	(375,000)	(375,000)	(427,000)	(427,000)	(427,000)
Federal Funds	FF	0995	344,817	381,400	381,400	381,400	381,400	381,400
Interest Income	OF NL	0605	129	-	-	-	-	-
Other Revenues	OF NL	0975	432	-	-	-	-	-
Transfer In - Intrafund	OF NL	1010	470,080	1,944,104	1,944,104	3,605,299	3,605,299	3,605,299



- Administrative support
- Contract administration
- Legal research
- Data collection
- Meeting Facilitation

- Designs the administrative structure for the Universal Health Plan
- Asses institutional readiness and collaborates with stakeholders
- Develops a plan for establishing an independent corporation and separate trust fund
- Provides annual reports to the Legislative Assembly
- Presents a comprehensive plan for Universal Health Plan implementation to the legislative Assembly and the Governor

Universal Health Plan Governance Board

2021-23	2023-25
0 Positions	3 Positions
0.00 FTE	2.68 FTE
$0 (TF)	$1,442,576 (TF)

Enabling Legislation/Program Authorization
Senate Bill 1089 establishes the nine-member Universal Health Plan Governance Board within the Department of Consumer and Business Services (DCBS). Members of the Board are appointed by the Governor and confirmed by the Senate.

Program Overview
The Universal Health Plan Board is charged with creating a comprehensive plan to finance and administer a Universal Health Plan by September 15, 2026. The bill further describes the powers and responsibilities of the Board, board membership, the goals and values of the plan, and the specific elements the financial and administration plan must contain. The Board will appoint an executive director and establish the salary for the position. The executive director may appoint policy and administrative staff or contract with experts as needed.

Program Description
The Universal Health Plan Governance Board within the Department of Consumer and Business Services will have nine seats with members appointed by the Governor to represent a variety of health care professions and community perspective. The Governance Board will plan for a system in which employers contribute to the cost of Oregon's healthcare system while retaining the flexibility to offer benefits, including self-funded health plan, to employees. The Governance board will make reports to the Legislative Assembly on December 1 each year, beginning in 2024, and present to the Legislative Assembly and the Governor, by September 15, 2026 a comprehensive plan for the implementation of the Universal Health Plan.

Revenue Sources
Senate Bill 1089 is funded with General Fund to support the costs of the Universal Health Plan Governance Board, which is established in the bill.

Proposed Legislation
None.

Base Budget
Legislatively Adopted Budget: $0 – Pos.: 0 FTE: 0.00

The base budget request is the 2021-23 Legislatively Adopted Budget and administrative changes approved by the Department of Administrative Services through February 2022 and roll-up of salary costs.

Essential Packages
Essential Package No. 010 – Non-PICS Service Adjustment
Legislatively Adopted Budget: $0

Essential Package No. 021 – Program Adjustments
Legislatively Adopted Budget: $0

Essential Package No. 031 – Cost Adjustment for Inflation and Price List Items
Legislatively Adopted Budget: $0

Essential Package No. 032 – Above Standard Inflation
Legislatively Adopted Budget: $0

Essential Package No. 040 – Mandated Caseload & Costs
Legislatively Adopted Budget: $0

Essential Package No. 050 – Fund Shifts/Revenue Reductions
Legislatively Adopted Budget: $0

Essential Package No. 060 – Technical Adjustments
Legislatively Adopted Budget: $0

Current Service Level (CSL) Budget

Legislatively Adopted Budget: $0 – Pos.: 0 FTE: 0.00

The CSL budget is the total of the base budget request plus essential packages. Approval of the CSL continues current operations through the 2023-25 biennium.

Policy Package No. 070 – Revenue Shortfalls
Legislatively Adopted Budget: $0

Modified Current Service Level (CSL) Budget

Legislatively Adopted Budget: $0 – Pos.: 0 FTE: 0.00

The division's modified CSL budget is the total of the CSL budget minus the revenue shortfall policy package 070. Approval of the modified CSL continues current operations through the 2023-25 biennium.

Policy Packages

Policy Package No. 813 – Policy Bills
Legislatively Adopted Budget: $1,442,576 – Pos.: 3 FTE: 2.68

SB 1089 establishes the nine-member Universal Health Plan Governance Board within DCBS. Members of the Board are appointed by the Governor and confirmed by the Senate. The Board is charged with creating a comprehensive plan to finance and administer a Universal Health Plan by September 15, 2026. The bill further describes the powers and responsibilities of the Board, board membership, the goals and values of the plan, and the specific elements the financial and administration plan must contain. The Board will appoint an executive director and establish the salary for the position. The executive director may appoint policy and administrative staff or contract with experts as needed. For DCBS, this includes one permanent full-time Compliance and Regulatory Manager 2 position (0.92 FTE) to serve as the executive director, provide leadership to the Board and the program, oversee contract administration and the legislative report, one permanent full-time Administrative Specialist 2 position (0.88 FTE) to support the manager, conduct board administrative tasks and facilitate meetings, and one permanent full-time Operations and Policy Analyst 4 position (0.88 FTE) to assist with contract administration, conduct legal research and collect data.

Revenues

2023-25 Beginning Balance	**$**	**-**
Revenues		
General Fund Appropriation		1,442,576
Workers' Compensation Insurance Taxes		-
Other Employer-Employee Taxes		-
Insurance Taxes		-
Business License & Fees		-
Charges for Services		-
Fines & Forfeitures		-
Interest Income		-
Other Revenues		-
Federal Revenue		-
Subtotal Revenues	*$*	*1,442,576*
Transfers		
Transfers In - Intrafund		-
Transfers Out - Intrafund		-
Transfers Out - General Fund		-
Transfers Out - Counties		-
Subtotal Transfers	*$*	-
Available Funds		**1,442,576**
2023-25 Budgeted Expenditures		1,442,576
2023-25 Ending Balance	**$**	**-**

Legislatively Adopted Budget

2021-23 Legislatively Approved Budget	Operational	Pass Through Expenditures	Total	FTE
Total 2021-23 LAB	**$ -**	**$ -**	**$ -**	-

2023-25 Legislatively Adopted Budget	Operational	Pass Through Expenditures	Total	FTE
Base Budget	-	-	-	-
Essential Packages				
Subtotal, Essential Packages	-	-	-	-
Subtotal, Current Service Level	-	-	-	-
Modified Current Service Level	-	-	-	-
Policy Packages				
Pkg. 813 Policy Bills	1,405,834	36,742	1,442,576	2.68
2023-25 Total Legislatively Adopted Budget	**$1,405,834**	**$36,742**	**$1,442,576**	**2.68**

ESSENTIAL AND POLICY PACKAGE FISCAL IMPACT SUMMARY

Consumer and Business Svcs, Dept of
Pkg: 813 - Policy Bills

Cross Reference Name: Universal Health Plan Governance Board
Cross Reference Number: 44000-020-00-00-00000

Description	General Fund	Lottery Funds	Other Funds	Federal Funds	Nonlimited Other Funds	Nonlimited Federal Funds	All Funds
Revenues							
General Fund Appropriation	1,442,576	-	-	-	-	-	1,442,576
Total Revenues	**$1,442,576**	**-**	**-**	**-**	**-**	**-**	**$1,442,576**
Personal Services							
Class/Unclass Sal. and Per Diem	411,334	-	-	-	-	-	411,334
Empl. Rel. Bd. Assessments	140	-	-	-	-	-	140
Public Employees' Retire Cont	73,711	-	-	-	-	-	73,711
Social Security Taxes	31,467	-	-	-	-	-	31,467
Paid Family Medical Leave Insurance	1,645	-	-	-	-	-	1,645
Worker's Comp. Assess. (WCD)	122	-	-	-	-	-	122
Flexible Benefits	105,600	-	-	-	-	-	105,600
Reconciliation Adjustment	(10,317)	-	-	-	-	-	(10,317)
Total Personal Services	**$613,702**	**-**	**-**	**-**	**-**	**-**	**$613,702**
Services & Supplies							
Instate Travel	12,468	-	-	-	-	-	12,468
Employee Training	3,959	-	-	-	-	-	3,959
Office Expenses	1,570	-	-	-	-	-	1,570
Telecommunications	5,892	-	-	-	-	-	5,892
Data Processing	7,044	-	-	-	-	-	7,044
Professional Services	500,000	-	-	-	-	-	500,000
Attorney General	41,020	-	-	-	-	-	41,020
Facilities Rental and Taxes	36,398	-	-	-	-	-	36,398
Agency Program Related S and S	137,487	-	-	-	-	-	137,487

ESSENTIAL AND POLICY PACKAGE FISCAL IMPACT SUMMARY

Consumer and Business Svcs, Dept of
Pkg: 813 - Policy Bills

Cross Reference Name: Universal Health Plan Governance Board
Cross Reference Number: 44000-020-00-00-00000

Description	General Fund	Lottery Funds	Other Funds	Federal Funds	Nonlimited Other Funds	Nonlimited Federal Funds	All Funds
Services & Supplies							
Intra-agency Charges	7,676	-	-	-	-	-	7,676
Expendable Prop 250 - 5000	15,300	-	-	-	-	-	15,300
IT Expendable Property	23,318	-	-	-	-	-	23,318
Total Services & Supplies	**$792,132**	**-**	**-**	**-**	**-**	**-**	**$792,132**
Special Payments							
Dist to Individuals	36,742	-	-	-	-	-	36,742
Total Special Payments	**$36,742**	**-**	**-**	**-**	**-**	**-**	**$36,742**
Total Expenditures							
Total Expenditures	1,442,576	-	-	-	-	-	1,442,576
Total Expenditures	**$1,442,576**	**-**	**-**	**-**	**-**	**-**	**$1,442,576**
Ending Balance							
Ending Balance	-	-	-	-	-	-	-
Total Ending Balance	**-**	**-**	**-**	**-**	**-**	**-**	**-**
Total Positions							
Total Positions							3
Total Positions	**-**	**-**	**-**	**-**	**-**	**-**	**3**

ESSENTIAL AND POLICY PACKAGE FISCAL IMPACT SUMMARY

Consumer and Business Svcs, Dept of
Pkg: 813 - Policy Bills

Cross Reference Name: Universal Health Plan Governance Board
Cross Reference Number: 44000-020-00-00-00000

Description	General Fund	Lottery Funds	Other Funds	Federal Funds	Nonlimited Other Funds	Nonlimited Federal Funds	All Funds
Total FTE							
Total FTE							2.68
Total FTE	**-**	**-**	**-**	**-**	**-**	**-**	**2.68**

Enabling Legislation/Program Authorization
ORS 656.614 established the reserves and also grants the director authority to establish assessment rates through administrative rule.

Program Overview
The Oregon workers' compensation system is designed to prevent worker injuries and illnesses, ensure that employers provide workers' compensation coverage for their employees, provide treatment and benefits to help injured workers return to work as quickly as possible, and resolve disputes as quickly, fairly, and with as little litigation as possible.

The Department of Consumer and Business Services administers the Self-Insured Employer Adjustment Reserve and the Self-Insured Employer Group Adjustment Reserve that protect injured workers who work for employers who self-insure their workers' compensation liability. If a self-insured employer or group becomes insolvent or otherwise defaults on its workers' compensation obligations, the applicable fund pays the benefits for the employer's workers and their beneficiaries until demand on the required security deposit is executed and paid. If additional claim liabilities remain after the deposit is exhausted, the applicable fund pays the benefits.

Program Description
The program protects workers and their beneficiaries by providing benefit payments when a self-insured employer becomes insolvent or otherwise defaults on its workers' compensation obligations. The two reserve funds include:

The Self-Insured Employer Adjustment Reserve:
The Self-Insured Employer Adjustment Reserve pays for claims costs from self-insured employers that become insolvent. Self-insured employers are required to provide surety bonds or irrevocable letters of credit to the department to cover claims costs in the event of insolvency. If an employer defaults, the department makes demand on the bond or letter of credit to make claim payments. The Self-Insured Employer Adjustment Reserve becomes operative when the amount held in trust is exhausted. An additional 0.1 percent premium assessment paid by self-insured employers currently funds the reserve.

There are 94 active self-insured employers, who employ about 10 percent of Oregon workers. Montgomery Ward, Mervyns, Pope & Talbot, and Fleetwood Enterprises are a few examples of bankrupt self-insured employers whose former workers are entitled to have their claims paid from these reserves.

The Self-Insured Employer Group Adjustment Reserve:
The Self-Insured Employer Group Adjustment Reserve pays for claims from self-insured employer groups that become insolvent. Since 2011, four self-insured employer groups have filed for bankruptcy, voluntarily decertified under SB 1558 (2014), or voluntarily exited self-insurance. As of 2022, there are two active private-employer groups and one public-sector group. Most self-insured employer groups are required to deposit securities with the department to cover claims costs in the event of insolvency. The Self-Insured Employer Group Adjustment reserve becomes operative when the amount held in trust is expended. An additional 0.5 percent premium assessment from private-sector groups and an additional 0.1 percent from the public-sector group currently fund the reserve. The law requires the department to keep assessments separate for public-sector and private-sector groups.

Program Performance
The reserves have adequately covered all claims costs for self-insured employers or self-insurer employer groups that have become insolvent and exhausted all other available resources. The assessment for individual self-insured employers has been stable since 2012, and reduced in 2020, because the fund balance has been adequate to pay claims costs. The department increased the assessment for all group self-insured employers in 2014. The assessment for public-sector groups was reduced in 2015 and reduced for both public-sector and private-sector groups in 2020. All of the self-insurer reserves are evaluated each year to determine the appropriateness of the assessment rate for the coming calendar year.

Funding Streams
The following funds the Workers' Compensation Non-Limited Program:

- ***100 percent*** is funded by an assessment paid by self-insured employers and self-insured employer groups, in addition to their premium assessment. This results in a 0.1 percent assessment for individual self-insured employers, 0.1 percent for a public-sector group, and 0.5 percent for private self-insured groups into reserve accounts to pay claims in the event of a bankruptcy or default.

Significant Proposed Program Changes from 2021-23
None.

Revenues and Expenditures

2023-25 Beginning Balance	**$**	**3,930,218**
Revenues		
General Fund Appropriation		-
Workers' Compensation Insurance Taxes		265,115
Other Employer-Employee Taxes		-
Insurance Taxes		-
Business License & Fees		-
Charges for Services		-
Fines & Forfeitures		-
Interest Income		76,295
Other Revenues		554,195
Federal Revenue		-
Subtotal Revenues	*$*	*895,605*
Transfers		
Transfers In - Intrafund		-
Transfers Out - Intrafund		-
Transfers Out - General Fund		-
Transfers Out - Counties		-
Transfers Out - Governor		-
Transfers Out - BOLI		-
Subtotal Transfers	*$*	-
Available Funds		**4,825,823**
2023-25 Budgeted Expenditures		800,000
2023-25 Ending Balance	**$**	**4,025,823**

DETAIL OF LOTTERY FUNDS, OTHER FUNDS, AND FEDERAL FUNDS REVENUE

Consumer and Business Svcs, Dept of **Agency Number: 44000**

2023-25 Biennium **Cross Reference Number: 44000-005-00-00-00000**

Source	2019-21 Actuals	2021-23 Leg Adopted Budget	2021-23 Leg Approved Budget	2023-25 Agency Request Budget	2023-25 Governor's Budget	2023-25 Leg. Adopted Budget
Nonlimited Other Funds						
Workers Comp Insurance Taxes	327,207	219,183	219,183	267,263	267,263	265,115
Interest Income	123,594	94,123	94,123	98,963	98,963	76,295
Other Revenues	93,282	704,195	704,195	554,195	554,195	554,195
Total Nonlimited Other Funds	**$544,083**	**$1,017,501**	**$1,017,501**	**$920,421**	**$920,421**	**$895,605**

DETAIL OF LOTTERY FUNDS, OTHER FUNDS, AND FEDERAL FUNDS REVENUE

Source	Fund	ORBITS Revenue Acct	2019-2021 Actual	2021-23 Legislatively Adopted	2021-23 Estimated	2023-25 Agency Request	2023-25 Governor's	2023-25 Legislatively Adopted
Workers Comp Insurance Taxes	OF NL	0125	327,207	219,183	219,183	267,263	267,263	265,115
Interest Income	OF NL	0605	123,594	94,123	94,123	98,963	98,963	76,295
Other Revenues	OF NL	0975	93,282	704,195	704,195	554,195	554,195	554,195

Enabling Legislation/Program Authorization
The Workers' Benefit Fund provides funds for a number of programs that help injured workers and employers. In 1995, the Legislature created the fund by combining several existing workers' compensation accounts (see ORS 656.506).

Program Overview
The Oregon workers' compensation system is designed to prevent worker injuries and illnesses, ensure that employers provide workers' compensation coverage for their employees, provide treatment and benefits to help injured workers return to work as quickly as possible, and resolve disputes as quickly, fairly, and with as little litigation as possible.

The Workers' Benefit Fund protects the financial safety of both workers and employers. The fund pays for some income replacement benefits to workers and pays for incentives to employers to keep injured workers at work and return workers to physically appropriate work.

Program Description
The Workers' Benefit Fund supports a variety of programs that help injured workers and employers. The fund provides benefit increases to permanently and totally disabled workers and to families of workers who died as the result of a workplace injury or illness. The increases are based on changes in the state average wages. The fund also supports Oregon's highly successful return-to-work programs that help injured workers return to work quickly and earn close to their pre-injury wages. The fund pays for the following specific programs.

Retroactive Program: The program reimburses insurance companies for adjusting benefit levels in place at the date of injury to reflect changes in state average wages, an approximation of the cost of living. Insurance companies are responsible for paying claims according to the benefit levels on the date a worker is injured, but they must adjust the benefits to dependents and beneficiaries to current-day levels. The program reimburses insurers quarterly for payments made to workers and beneficiaries above the amounts legally required to ensure they receive cost-of-living adjustments. The payments protect workers and beneficiaries by providing adequate financial support.

Reemployment Assistance Program: The program helps employers get workers quickly and safely back to work. The program provides financial incentives to employers to help restore workers to their pre-injury earning capacity while mitigating the employers' financial risk in hiring new employees or retaining an injured worker. The program assists employers and injured workers by addressing temporary or permanent physical limitations while providing the employer financial incentives. The benefits provided by the Employer-at-Injury Program and the Preferred Worker Program include:

- Reimbursement of insurance premium costs for preferred workers for up to three years
- Wage subsidies
- Payment of all claim costs incurred if a preferred worker is reinjured
- Worksite modifications to accommodate injury-related restrictions
- Other related expenses necessary for the worker to perform the job, such as tools, equipment, or clothing

Data shows workers who use these programs demonstrated higher return-to-work rates, work retention rates, and wage recovery than eligible workers who did not use the programs. In 2021, about 6,600 injured workers and 1,400 employers used the Employer-at-Injury Program for help returning injured workers to work. Also in 2021, 480 workers started contracts under the Preferred Worker Program.

Reopened Claims Program: The program protects workers whose claims are reopened more than five years after their claims were closed. The program reimburses insurance companies quarterly for costs incurred when a claim is reopened.

Supplemental Disability: The program fully restores workers financially by providing income replacement benefits when workers with multiple jobs also lose wages from another employer, other than from the job in which they were injured. Insurers or the division's agent directly pays the supplemental wage-replacement benefits to the workers every two weeks. The division reimburses insurance companies quarterly for supplemental disability amounts paid.

Oregon Institute of Occupational Health Sciences: The program transfers one-sixteenth of one cent of the assessment to the Oregon Institute of Occupational Health Sciences at Oregon Health and Science University (ORS 656.630).

Bureau of Labor and Industries (BOLI): DCBS reimburses BOLI for investigations relating to discrimination against injured workers [ORS 656.605(2)(f)].

Workers with Disabilities Program: This program encouraged the re-employment of workers with disabilities by supplementing benefits insurers paid to workers who qualify for the program. The program reimbursed insurers quarterly for claims involving workers with disabilities when claims costs are more than $1,000 and pre-existing conditions are a contributing factor. The legislature discontinued the program and no new claims have been accepted since May 1990. However, claims incurred before 1990 continue to be paid.

Certain self-insured employer group claims: In 2014, legislation passed that allowed the use of Workers' Benefit Fund to pay claims costs for workers who were covered by specific decertified and bankrupt self-insured employer groups.

Noncomplying Employer Program: With few exceptions, companies in Oregon that employ workers are obligated to purchase workers' compensation insurance. Noncomplying employers (NCE) are employers that have violated workers' compensation law by not providing coverage for their workers. Under Oregon law, people who are injured while working for an NCE have the same right to medical care and compensation as other workers.. The NCE program pays those claims in a timely manner. The NCE is liable for all claim costs for the injured worker and the program recovers those costs from the NCE.

The NCE program resides in the Workers' Benefit Fund (WBF), but is funded independently of the other WBF programs. Claims costs recovered from NCEs, fines and penalties, and interest charges fund the program. When those revenues are insufficient to cover expenditures, a transfer from the DCBS Operating Funds' Premium Assessment Operating Account is made to cover the difference.

Program Performance
The current assessment is 2.2 cents per hour worked, paid half by employers (1.1 cents) and half by employees (1.1 cents) to fund the Workers' Benefit Fund.

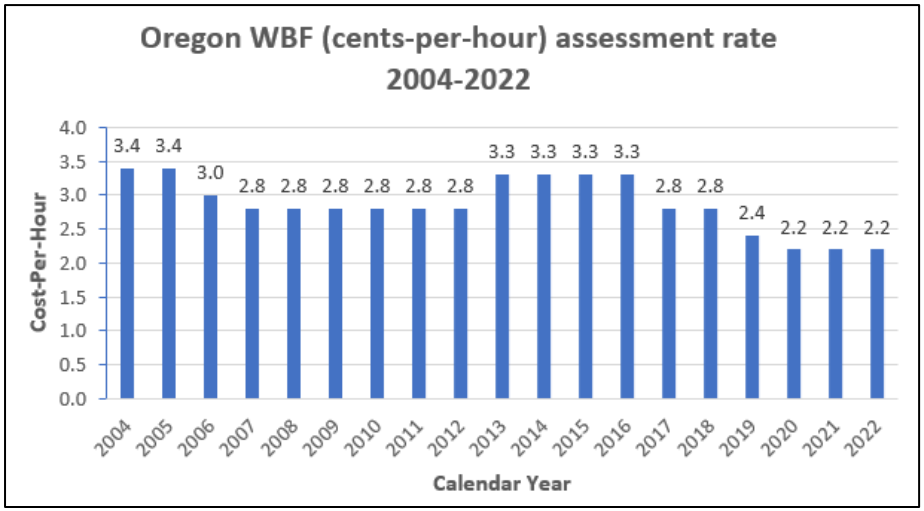

Worker Benefit Fund Program Expenditures
FY 2021; CY 2021 Workload Data (DCBS)

Type of Reimbursement	Requests	Total Reimbursed
Retroactive Reserve	6,102	$38,707,671
Reemployment Assistance	7,650	$29,789,406
Noncomplying Employer	n/a	$4,557,323
Reopened Claims	284	$2,399,286
OIOHS	n/a	$1,848,410
Supplemental Disability	743	$1,330,618
Bureau of Labor and Industries	n/a	$238,000
Workers with Disabilities	37	$153,905
Self-insured groups claims	n/a	($77,781)

The department has implemented a risk-based approach to auditing fund programs. The department audits program reimbursements in areas of greatest risk and when there are program indications of possible noncompliance issues in order to remove barriers and improve levels of compliance.

In 2014, legislation reduced the statutory fund balance for the Workers' Benefit Fund from 12 months to six months of projected expenditures. The Workers' Compensation Management-Labor Advisory Committee evaluated the fund balance requirement and recommended returning the required balance to at least 12 months of projected expenditures. The 2019 Legislature implemented this recommendation, effective Jan. 1, 2020.

Funding Streams

The following fund the Workers' Benefit Fund:

- ***89 percent*** funded by a cents-per-hour assessment for hours worked, paid equally by employers and employees.
- ***11 percent*** funded by investment income and civil penalties issued to noncomplying employers and insurers.

Significant Proposed Program Changes from 2021-23

None.

Revenues

2023-25 Beginning Balance	**$ 149,617,796**
Revenues	
General Fund Appropriation	-
Workers' Compensation Insurance Taxes	-
Other Employer-Employee Taxes	142,132,088
Insurance Taxes	-
Business License & Fees	-
Charges for Services	3,435,499
Fines & Forfeitures	5,545,296
Interest Income	10,119,921
Other Revenues	799,528
Federal Revenue	-
Subtotal Revenues	*$ 162,032,332*
Transfers	
Transfers In - Intrafund	4,721,856
Transfers Out - Intrafund	(5,800,304)
Transfers Out - General Fund	-
Transfers Out - Counties	-
Transfers Out - Governor	-
Transfers Out - BOLI	(1,200,000)
Subtotal Transfers	*$ (2,278,448)*
Available Funds	**309,371,680**
2023-25 Budgeted Expenditures	180,912,434
2023-25 Ending Balance	**$ 128,459,246**

Legislatively Adopted Budget

2021-23 Legislatively Approved Budget	Operational	Pass Through Expenditures	Total	FTE
Total 2021-23 LAB	**$ -**	**$ 164,512,434**	**$ 164,512,434**	-

2023-25 Legislatively Adopted Budget	Operational	Pass Through Expenditures	Total	FTE
Base Budget	-	$180,912,434	$180,912,434	-
Essential Packages				
Pkg. 010 Non-PICS Personal Services Vacancy Factor	-	-	-	-
Pkg. 021 Phase-In	-	-	-	-
Pkg. 022 Phase-Out Program & One-time Costs	-	-	-	-
Pkg. 031 Standard Inflation	-	-	-	-
Pkg. 032 Above Standard Inflation	-	-	-	-
Pkg. 060 Technical Adjustments	-	-	-	-
Subtotal, Essential Packages	-	-	-	-
Subtotal, Current Service Level	-	*$180,912,434*	*$180,912,434*	-
Pkg. 070 Revenue Shortfalls	-	-	-	-
Modified Current Service Level	-	*$180,912,434*	*$180,912,434*	-
Policy Packages				
2023-25 Total Legislatively Adopted Budget	**-**	**$180,912,434**	**$180,912,434**	-

DETAIL OF LOTTERY FUNDS, OTHER FUNDS, AND FEDERAL FUNDS REVENUE

Consumer and Business Svcs, Dept of **Agency Number: 44000**

2023-25 Biennium **Cross Reference Number: 44000-006-00-00-00000**

Source	2019-21 Actuals	2021-23 Leg Adopted Budget	2021-23 Leg Approved Budget	2023-25 Agency Request Budget	2023-25 Governor's Budget	2023-25 Leg. Adopted Budget
Nonlimited Other Funds						
Other Employer -Employee Taxes	138,598,347	128,398,989	128,398,989	135,335,126	135,335,126	142,132,088
Admin and Service Charges	2,680,164	2,097,085	2,097,085	2,321,269	2,321,269	3,435,499
Fines and Forfeitures	4,950,850	3,476,653	3,476,653	4,535,077	4,535,077	5,545,296
Interest Income	6,043,354	6,643,378	6,643,378	9,378,817	9,378,817	10,119,921
Other Revenues	359,267	925,398	925,398	825,504	825,504	799,528
Transfer In - Intrafund	3,945,595	7,393,587	7,393,587	7,393,587	7,393,587	4,721,856
Tsfr From Administrative Svcs	4,081,075	-	-	-	-	-
Transfer Out - Intrafund	(1,313,472)	(3,872,330)	(3,935,316)	(5,899,897)	(5,899,897)	(5,800,304)
Tsfr To Labor and Ind, Bureau	(736,000)	(1,125,509)	(1,125,509)	(1,194,052)	(1,194,052)	(1,200,000)
Total Nonlimited Other Funds	**$158,609,180**	**$143,937,251**	**$143,874,265**	**$152,695,431**	**$152,695,431**	**$159,753,884**

DETAIL OF LOTTERY FUNDS, OTHER FUNDS, AND FEDERAL FUNDS REVENUE

Source	Fund	ORBITS Revenue Acct	2019-2021 Actual	2021-23 Legislatively Adopted	2021-23 Estimated	2023-25 Agency Request	2023-25 Governor's	2023-25 Legislatively Adopted
Other Employer - Employee Taxes	OF NL	0130	138,598,347	128,398,989	128,398,989	135,335,126	135,335,126	142,132,088
Admin and Service Charges	OF NL	0415	2,680,164	2,097,085	2,097,085	2,321,269	2,321,269	3,435,499
Fines and Forfeitures	OF NL	0505	4,950,850	3,476,653	3,476,653	4,535,077	4,535,077	5,545,296
Interest Income	OF NL	0605	6,043,354	6,643,378	6,643,378	9,378,817	9,378,817	10,119,921
Other Revenues	OF NL	0975	359,267	925,398	925,398	825,504	825,504	799,528
Transfer In - Intrafund	OF NL	1010	3,945,595	7,393,587	7,393,587	7,393,587	7,393,587	4,721,856
Tsfr From Administrative Svcs	OF NL	1107	4,081,075	-	-	-	-	-
Transfer Out - Intrafund	OF NL	2010	(1,313,472)	7,393,587	7,393,587	5,899,897	5,899,897	(5,800,304)
Tsfr To Labor and Ind, Bureau	OF NL	2839	736,000	1,125,509	1,125,509	(1,194,052)	(1,194,052)	(1,200,000)

EITGC Project Prioritization | 2023-25

			WCD Modernization Program - Project 1: Core Systems Foundation
		TOTAL PROJECT SCORE (0-100)	**94**
CRITERIA	**WEIGHT**	**SCORING GUIDE**	
Technology and Strategic Alignment	**35%**	**WEIGHTED SUBTOTAL**	**35**
Alignment to Strategic Plans • Does this investment adhere to the Governor's Strategic Plan (Action Plan: User Friendly, Reliable and Secure: Modernizing State Information Technology Systems and Oversight) • Does this investment align with and support the vision, goals, and guiding principles outlined in the EIS Strategic Framework, Cloud Forward: A Framework for Embracing the Cloud in Oregon, Oregon's Data Strategy: Unlocking Oregon's Potential, and the Modernization Playbook? • Does this investment align with and support the State of Oregon, Diversity, Equity, and Inclusion (DEI) Action Plan: A Roadmap to Racial Equity and Belonging, the sponsor's agency-specific Racial Equity Plan, and ethical use of date—investing in data justice and representation, visibility, and ethics to serve all Oregonians? • Does this investment optimize service delivery to the public and/or internally by modernizing agency-specific and cross-agency systems? • Does this investment align with and support the agency's IT and business strategic plans, including strategies for modernizing legacy systems? • Does this investment fulfill a legislative mandate, enable compliance with current State or Federal law, or address specific audit findings?		**3 - Fully Aligned** (all applicable criteria addressed) **2 - Mostly Aligned** (most applicable criteria addressed) **1 - Partially Aligned** (some applicable criteria addressed) **0 - Not Aligned** (no or very few applicable criteria addressed)	3

Technology Best Practices and Priorities • Does this investment align with and support the following enterprise information technology priorities? - ***Information Security*** **.** Improving the security and resilience of the state's systems - ***Modernization*** . Optimizing service delivery through resilient, adaptive, secure, and customer-centered digital transformation - ***A Better Oregon Through Better Data*** **.** Leveraging data as a strategic asset—improving data analysis, data quality, information-sharing, decision-making, and ethical use. - ***Cloud Forward*** . Enabling Oregon to conduct 75% of its business via cloud-based services and infrastructure • Does this investment align with IT best practices (e.g., cloud-first, modular implementation, agile practices, configuration over customization, open systems, transparency and privacy by design, security principles, and other modern hosting technologies)? • For system modernizations that include data or data systems, has the agency evaluated the current data being collected, its overall quality, and a migration approach if relevant? • Has there been evaluation of the data contained within the system to see if changes need to be made to the data collection itself?		**3 - Fully Aligned** (all applicable criteria addressed) **2 - Mostly Aligned** (most applicable criteria addressed) **1 - Partially Aligned** (some applicable criteria addressed) **0 - Not Aligned** (no or very few applicable criteria addressed)	3
Business and People-Centered Approach	**25%**	**WEIGHTED SUBTOTAL**	**22**
People-Centered Approach • Does this investment put people first—the people who rely on essential services and those working to provide those services? • Does this investment help to eradicate racial and other forms of disparities in state government? • Does this investment improve equitable access to services, programs, and resources, or make the agency's overall service portfolio more accessible or usable for diverse populations? • Does the agency intend to strengthen public involvement through transformational community engagement, access to information, and decision-making opportunities? • Does this investment reduce or eliminate administrative burdens* that have created barriers to access or reinforced existing inequalities for historically underserved and underrepresented communities? • Has the agency utilized the Racial Equity Toolkit within the DEI Action Plan in assessing and planning the project? • If the investment is for agency use, does it improve the agency users' experience?		**3 - Fully Aligned** (all applicable criteria addressed) **2 - Mostly Aligned** (most applicable criteria addressed) **1 - Partially Aligned** (some applicable criteria addressed) **0 - Not Aligned** (no or very few applicable criteria addressed)	2

Business Process Transformation • Does this investment contribute to business process improvement/transformation? • Does this investment improve service delivery to customers, partners, or other stakeholders? • Has the agency done public engagement, outreach, or an internal evaluation to identify which populations are most highly impacted (positively and negatively) by these business process changes (e.g., considering populations without home internet in creating a digital application process)? • Have measurable business outcomes and benefits been established, including the return on investment if applicable?		**3 - Fully Aligned** (all applicable criteria addressed) **2 - Mostly Aligned** (most applicable criteria addressed) **1 - Partially Aligned** (some applicable criteria addressed) **0 - Not Aligned** (no or very few applicable criteria addressed)	3
Investment Risk • Would inaction impact systems or solutions that support critical business functions? • Would inaction increase risk to continuity of services to customers, particularly vulnerable or underserved populations? • Are there community impacts of not undertaking this project? • Has the agency identified an inequity or imbalance in service provision that this initiative would resolve? • Is there increased risk if investment is not addressed during this budget cycle (e.g., security, safety, legal, funding source, or any other related risk)? • Does the investment address non-compliance of federal or state requirement, audit finding, or mandate? • Does this investment address an identified and documented highly probable agency risk?		**3 - Fully Aligned** (all applicable criteria addressed) **2 - Mostly Aligned** (most applicable criteria addressed) **1 - Partially Aligned** (some applicable criteria addressed) **0 - Not Aligned** (no or very few applicable criteria addressed)	3
Agency Readiness and Solution Appropriateness	**40%**	**WEIGHTED SUBTOTAL**	**37**

Organizational Change Management (OCM) • Does the investment significantly impact operations throughout the organization? • Does the agency have, or intend to acquire, OCM resources with the skillsets and experience for the size and complexity of the project? • Does the agency plan to address and mitigate impact or adoption risks through a change management plan or intend to follow a formal OCM methodology? • Has the agency identified community engagement or community involvement as a component of the change management process? • Is external outreach or training planned to implement this change with constituents?	**3 - Fully Aligned** (all applicable criteria addressed) **2 - Mostly Aligned** (most applicable criteria addressed) **1 - Partially Aligned** (some applicable criteria addressed) **0 - Not Aligned** (no or very few applicable criteria addressed)	3
Solution Scale and Approach • Has the agency engaged customers, partners, and communities to understand and structure the business problem, benefits, and outcomes? • Does the investment fully address the agency's business problem, benefits and outcomes? • Is the solution of the appropriate size and scale? • Does this investment adhere to principles in *EIS Cloud Forward* (p.4) or *Modernization Playbook* (p.6), etc.? • Will the agency continue to engage customers and communities to inform design, approach, and usability of the solution?	**3 - Fully Aligned** (all applicable criteria addressed) **2 - Mostly Aligned** (most applicable criteria addressed) **1 - Partially Aligned** (some applicable criteria addressed) **0 - Not Aligned** (no or very few applicable criteria addressed)	3
Capacity • Has the agency considered skillsets and capacity requirements needed to effectively resource this initiative? • Does the agency have resources with the necessary skillsets and knowledge, or can the agency acquire the resources? • Will this investment impact the agency's ability to deliver on its core business functions? • Has the agency considered capacity for various non-technical resources, including organizational change management, project management, business analysis, testing, communication and community engagement activities? • Does the agency or project environment foster an inclusive workplace culture and promote equitable hiring, retention, and promotion practices?	**3 - Fully Aligned** (all applicable criteria addressed) **2 - Mostly Aligned** (most applicable criteria addressed) **1 - Partially Aligned** (some applicable criteria addressed) **0 - Not Aligned** (no or very few applicable criteria addressed)	3

Governance and Project Management Processes • Does the agency have formal IT governance in place that will oversee this investment? • Does the investment have executive sponsorship and steering committee in place? • Does the agency employ adequate project governance structure and practices to oversee vendor/contract management, change control, quality control and quality assurance, and data management and usage? • For projects that impact data or data systems, is there a data governance body or other body responsible for data management that is engaged in the process? Is there an agency data lead who is engaged as part of the project? • Are agency DEI staff involved in the IT Governance and prioritization process? • Does the agency intend to involve customer or partner representation on project forums (i.e. steering committees, advisory boards, etc.)? • Has the agency established processes for community outreach, feedback, engagement, or advice in accordance with the Racial Equity Framework and DEI Action Plan? • Does the agency have, or intend to acquire, project management resources with the skillsets and experience for the size and complexity of the project? • Does the agency use mature project management practices (PMBOK)?	**3 - Fully Aligned** (all applicable criteria addressed) **2 - Mostly Aligned** (most applicable criteria addressed) **1 - Partially Aligned** (some applicable criteria addressed) **0 - Not Aligned** (no or very few applicable criteria addressed)	2

References:

*Administrative burdens include learning costs, such as finding out whether one is eligible for a program; compliance costs, such as burdensome paperwork and documentation; and psychological costs, such as the stress and stigma that people feel when interacting with government programs. Health Affairs, Herd, P., Moynihan, D. (2020, October 2). *How Administrative Burdens Can Harm Health* . www.Healthaffairs.Org. Retrieved February 9, 2022, from

Scores
3
2
1
0

Business Case for
Modernization Program
Project 1: Core System Foundation

Oregon Workers' Compensation Division
Oregon Department of Consumer and Business Services

Date: 5/31/2022
Version: 1

Authorizing Signatures

The person signing this section is attesting to reviewing and approving the business case as proposed.

This table to be completed by the submitting agency Agency Head or Designee	
Andrew Stolfi	Date
DCBS Director/Insurance Commissioner	
Andrew R. Stolfi	5/31/2022
Agency Executive Sponsor	
Sally Coen Sally Coen	Date
Workers' Compensation Division Administrator	05/31/2022
Agency Chief Information Officer (CIO) or Agency Technology Manager	
Dane Wilson	Date
DCBS Chief Information Officer	5/31/22
Business Analyst or Business Case Author	
Heather Williamson	Date
Modernization Program Manager	05/31/2022
Heather Williamson	

Table of Contents

Authorizing Signatures **2**

Table of Contents **3**

Executive Summary **4**

Overview and Background **5**

Measurable Business Benefits **17**

Assumptions & Constraints **17**

Alternatives **19**

Conclusions **21**

Appendixes and References **22**

Executive Summary

The Workers' Compensation Division seeks to make a significant investment to transform business processes and implement modern technology to better serve customers. This effort will enhance Oregon's workers' compensation system for stakeholders by increasing regulatory efficiency, reducing regulatory burdens, increasing capabilities to conduct data analysis, manage data quality, and improve delivery of services. Modernized technology will also improve program flexibility and allow the division to respond more timely to program changes and evolutions. This work is in direct support of the division's mission to advance a leading workers' compensation system that represents integrity and fairness for Oregonians.

The division created a modernization program to provide strategic leadership and oversight into process, system, and application improvements. This is different from a business program area, which consists of ongoing process and functions that work toward an operational business goal. Program efforts include reviewing and documenting current state business processes and applications; business process re-engineering; identifying data flows and data partners; stakeholder identification and engagement; utilizing change management strategies; evaluating and procuring a solution, and application development projects to improve technological support of services provided by the division.

The program will manage multiple related projects needed to fully modernize business processes and technology toward a vision of service that supports the division's mission. A strategic plan and high-level program roadmap were developed providing for five component projects.

This is the business case for the first component project to implement the core system foundation to support the four other future projects which are specifically focused on program area functionality. As identified by the attached high-level timeline document, planning for the first project has been occurring since late 2021 and will continue through mid-2024 with implementation of the first project estimated to complete by December 2025.

The program has been able to do a significant amount of planning work to date, leveraging our existing resources. Most recently we have met with all program area teams to review business process documentation, identify opportunities for process re-engineering, and develop and prioritize business requirements. The modernization effort is more than a technological system improvement, it is about reviewing, analyzing and improving the way the division does its work to increase operational efficiency, and improve service delivery to stakeholders. We accomplish this by prioritizing outreach to internal and external stakeholders; implementing change management to set communication goals and procedures; implementing a division-wide culture of continuous improvement; and making recommendations for improvements in process and procedure as well as business rules automation.

The Modernization Program and this first project, implementation of the core system foundation, is committed to aligning with the State of Oregon's Diversity, Equity, and Inclusion (DEI) Action Plan. It is the goal of the program and division to encourage and strengthen our efforts in community engagement and outreach to underserved and underrepresented communities, provide more equitable access to division services, and create an inclusive workplace culture. We plan to integrate DEI objectives into all operational areas of the division,

including recruitment, retention, equitable growth opportunities, procurement, and planning activities.

This first project aligns with multiple objectives and goals of the EIS Strategic Framework, including establishing a legacy system modernization strategy by creating a core system foundation to transition our legacy systems to a modern platform. This project also follows Oregon's Guiding Data Principles such as governance guidelines and finding ways to collect, store, measure, and utilize data more efficiently. Additionally, this project is guided by the EIS Modernization Playbook by putting people first, being data informed, security centered, and being agile and ready for continuous improvement.

The division identified alternatives to this project such as doing nothing and modernization of only our Claims Information System (CIS), but identified major risks to those alternatives due to the large number of applications used by division program areas beyond the CIS and the dependencies between those applications and the CIS. The division determined that modernizing only the CIS would not allow for development of a system foundation flexible and adaptable enough to accommodate the division's current and future technological needs and lessen the reliance on old, siloed, legacy-system architecture. Also, the division's data is accessed by a number of agency partners, which necessitates a more holistic approach. Because of this alternatives analysis, the division's preferred action is to start implementing the recommended program roadmap attached which includes the first project as presented in this business case.

The request for proposal (RFP) process will identify the actual cost for the first project. However, for purposes of this request, we estimated a project planning and implementation cost of $38,126,404.65, inclusive of permanent and contracted positions to support the RFP process as well as ongoing planning and project work, independent quality management services, estimated software and hardware expenses, and internal resource absorbed costs. Additional details may be found in the agency's budget request. Much of the estimate was based on information from our contractor during their roadmap work, other Oregon state agency modernization programs, and similar modernization projects in other states.

The Premium Assessment Operating Account will be used to fund the request. The Central Services Division, Information Technology and Research Section economists will estimate the impact of this policy option package on the projected assessment rate later this year.

Overview and Background

The Department of Consumer and Business Services (DCBS) is Oregon's largest business regulatory and consumer protection agency. The department's mission is to protect and serve Oregon's consumers and workers while supporting a positive business climate in the state. The department administers state laws and rules in the areas of workers' compensation; occupational safety and health; financial and insurance products, services, and institutions; and building safety.

The Workers' Compensation Division administers, regulates, and enforces the laws and administrative rules governing the Oregon workers' compensation system. The system includes employers, injured workers, insurers, medical and vocational service providers,

attorneys, service companies, and other participants affected by workers' compensation insurance and laws. The division is funded by workers' compensation payroll and insurance premium assessments, fees, and investment income.

The division has four sections: Administration, Operations, Performance, and Resolution. In each section are units and teams that provide a variety of internal and external help, administer functions, and provide services. Workers' compensation policy and claim data is central to the division's regulatory functions. The division uses the data to track performance and trends; monitor employer and insurer compliance; ensure appropriate benefit delivery; determine eligibility for return-to-work programs; and schedule Oregon Occupational Safety and Health inspections. To support these purposes, it is essential that the data is accurate and available in a timely manner.

The division has computer systems that capture partial data about claims processed by insurers, self-insured employers, and service companies. These legacy systems are over 30 years old, inefficient, extensively bandaged, and require business process workarounds, and shadow applications, in order to make the system work for the current business needs. Over time, employees developed manual tracking solutions to accommodate the lack of automated solutions. Spreadsheets and small databases, or shadow applications, were developed to assist with their workloads. For example, there are currently 56 recorded instances of Excel spreadsheets, Access databases, or OneNote notebooks that contain information for business needs with nowhere to store the information in official division databases. Without knowledge of these datasets, or the ability to connect or integrate this data into our main databases, we cannot utilize the data to drive policy development or answer complex statistical questions.

Over time, as changing laws and customer needs evolved, additional shadow applications and business processes were implemented. This created disjointed data that is difficult to tie together and the inability to add additional data fields that might allow better analytics for policy decision making.

Additionally, the division has many other manual and paper-based processes that are time consuming, error prone, and inefficient. The division wants to make a significant investment to transform business processes and replace these systems with more modern technology so that the division can better serve its customers.

Replacing systems that support the division's program areas will enhance Oregon's workers' compensation system for all stakeholders. Modernization is an opportunity to fully assess the workers' compensation system as a whole and update business processes and the technology that supports them in a holistic approach to achieve the division's mission and realize its vision for the future.

Pain points

Information technology is essential to the division's ability to provide services and, as a public agency, be responsive to stakeholders and business partners. Current systems do not allow the division to meet customers' changing needs and expectations. Further, the core technology and processes supporting the division's mission and program requirements have become more

challenging to support and enhance. Figure 1 summarizes the program's problems and opportunities.

Figure 1: Problems and Opportunities

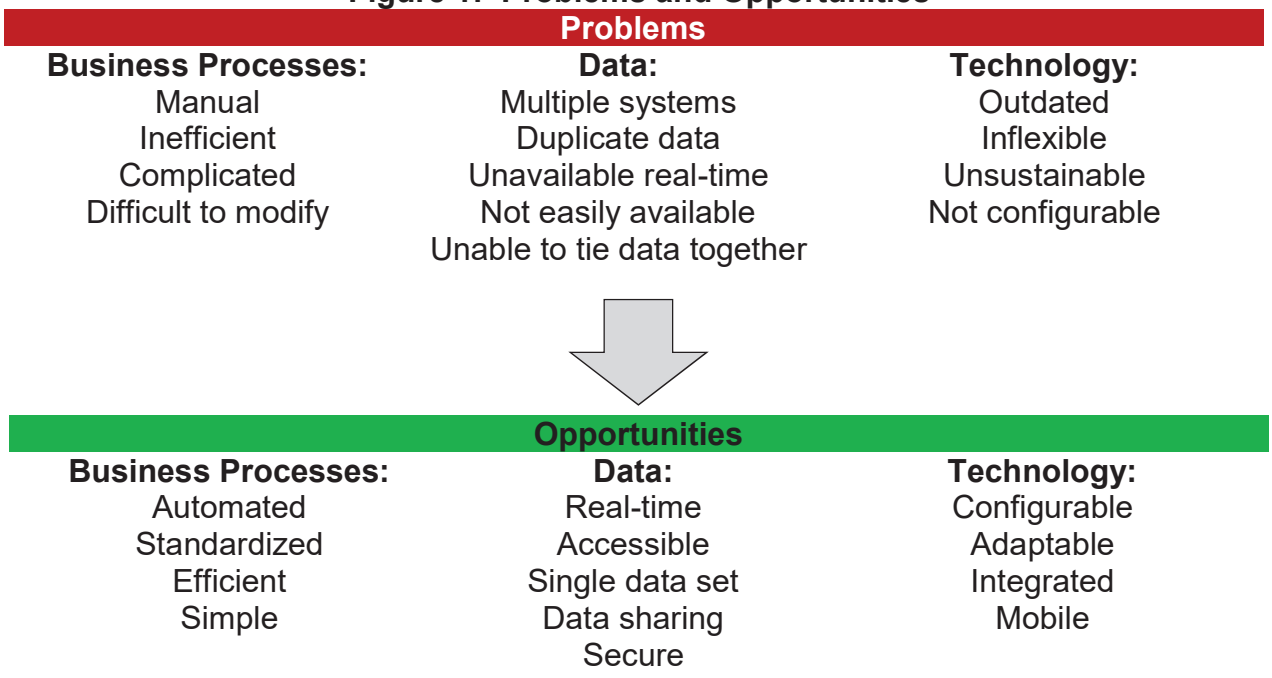

Enterprise and organizational drivers

The Modernization Program (inclusive of component projects) has six strategic goals:

- Enhance the Stakeholder Experience: Create a user-friendly system that enables self-service options, electronic communication, and simple information access. It is the goal of the program and division to encourage and strengthen our efforts in community engagement and outreach, and provide more equitable access to division services.
- Improve Efficiency of Operations: Eliminate unnecessary data entry and repetition of tasks across systems, allowing staff to focus their effort on high-value activities.
- Ensure Consistency of Process: Leverage business rules, correspondence engines, and workflow management to enhance consistency of process across the division.
- Enable Data-Driven Decision-Making: Maintain division's data in a way that promotes data integrity and enables tools, such as dashboards, to allow staff to use data to identify trends and solve problems.
- Create an Adaptable Technology Environment: Build a responsive and scalable architecture that can grow and evolve with the division's needs in an incremental fashion.
- Establish a Nimble Roadmap and Plan: Because modernization of a large state program takes time, develop a modernization plan that allows division leaders to adjust the plan as needed to flex to current circumstances, including adjusting to higher priority legislative issues, yet still advancing the effort.

The program and component project initiatives are closely aligned with the division's strategic planning. The division updates its strategic plan annually and includes five areas of focus, as listed below.

Included in our one-year strategic initiatives, there are several focus areas that are specific to modernization:

- People and Culture: Complete modernization implementation readiness assessments for all units.
- Operations and Structure: Identify business requirements and create a project plan for the program's first project: implementation of the core system foundation. Request funding approvals for additional resources to support the first project. Communicate and train division team members to use the project governance structure.
- Use of Technology: Develop a process to transition reports to secure electronic formats, starting with the Quarterly Claims Processing and Performance Report. Provide information and resources to support the IT and research team leading the first phase of the division's electronic documents submission project. Evaluate the feasibility to add program areas to the Oregon Records Management System (Microfocus Content Manager). Develop an implementation plan to add a business intelligence tool for program areas.
- Regulatory Approach: Evaluate the feasibility to add reports to the business intelligence tool for the Medical Resolution Team to identify emerging issues.
- External Relationships: Review and identify opportunities to streamline communication with external stakeholders. Evaluate the necessity of information that the division requires insurers to send to workers and employers. Adapt a communication plan and develop a process to identify intended external audiences for communications and create a targeted approach to reach each group.

Program efforts to date

Following approval of the agency's budget for the 2019-21 biennium, the agency:

- Hired a program manager (October 2019)
- Continued planning efforts and detailed process mapping
- Assembled internal workgroups to review and develop strategies for: legacy system integrations; organizational change management; external partner engagement; reports, data, and forms analysis
- Received Stage Gate 1 program endorsement from Enterprise Information Services (December 2019)
- Hired a consultant (Deloitte) to develop an architectural design and program roadmap (January 2020)
- Submitted a progress report to the Legislature's Joint Committee on Information Management and Technology (JLCIMT) in February 2020 as well as monthly ongoing reports to committee staff
- Completed the professional services contract with Deloitte (July 2020)
- Hired a new program manager (position was vacant from April 2020 to April 2021)

For the 2021-23 biennium, the agency requested and the legislature approved two additional information technology positions to support existing systems and prepare for future modernization projects. Since the budget was approved, the agency has:

- Hired a data architect (December 2021)
- Began recruitment for a senior systems analyst and designer (the initial recruitment failed in December 2021)
- Assembled a new modernization workgroup to validate the recommendations from Deloitte, determine feasibility of recommendations, and deliver a program roadmap
- Initiated four process improvement projects:
    - Streamline communications to injured workers and employers
    - Allow insurers to receive reports electronically
    - Develop internal cross-training plans and collaboration tools
    - Allow electronic document submission via existing web portal
- Began quarterly update meetings with DCBS Central Services, Legislative Fiscal Office (including budget and JCLIMT staff), Enterprise Information Services, and DAS Chief Financial Office in January 2022
- Submitted program plan and related artifacts to Enterprise Information Services for review in January 2022
- Developed a program roadmap
- Began business process re-engineering
- Began business requirements gathering and development

Diversity, Equity, and Inclusion alignment

The Modernization Program and its first component project, implementation of the core system foundation, is committed to aligning with the State of Oregon's Diversity, Equity, and Inclusion (DEI) Action Plan. The division identified two program areas that do the most outreach to workers and employers, Employer Compliance and the Preferred Worker Program, to lead the division's community engagement as part of its equitable and inclusive budget process. A representative from each area has been added to the program's External Partners workgroup. This ensures that we are looking at external stakeholder outreach through a DEI lens and ensures consistency between the program and component project efforts and our overall division outreach to underserved and underrepresented communities. It is the goal of the program and division to encourage and strengthen our efforts in community engagement and outreach, provide more equitable access to division services, and create an inclusive workplace culture. We plan to integrate DEI objectives into all operational areas of the division, including recruitment, retention, equitable growth opportunities, procurement, and planning activities.

Both the program and the first project investment will impact a significant number of internal and external stakeholders. We have prioritized stakeholder engagement and will continue to provide opportunities for impacted stakeholders to provide input throughout the planning and implementation process, including program funding.

Similar investments previously attempted and the results

In 2016, the division contracted with a vendor to conduct a current state assessment to determine the resources and costs of upgrading the division's Claim Information System to reduce maintenance costs and learning curves, while preparing the division to receive claim information electronically. The division determined this option would not allow development of a system foundation flexible and adaptable enough to accommodate the division's current and future technological needs and lessen the reliance on old, siloed, legacy-system architecture.

Shared agency services

There are five divisions, an independent board, and two independent offices within the Department of Consumer and Business Services. Some of the division's data is accessed by several agency partners including Oregon Occupational Safety and Health, Division of Financial Regulation, Ombuds Office for Oregon Workers, Small Business Ombudsman, and the Workers' Compensation Board, which necessitates a more holistic approach. The Workers' Compensation Division is the first division within the agency to initiate a modernization program. We hope that the division's program helps to shape how our agency partners approach modernization.

Agency and enterprise IT strategy alignment

This first project aligns with the following agency and enterprise IT strategies.

<u>EIS Strategic Framework</u>

- Objective 2: Establish Legacy System Modernization Strategy
    - Goal 2: Legacy System Modernization Plans: Develop plans for updating and replacing outdated or inefficient systems, processes, and applications, in part or in full.
- Objective 5: Establish Statewide Data Strategy
    - Goal 1: Data Utility: Utilize data as a strategic asset to improve service delivery, facilitate cross-agency collaboration, identify cost savings and enhance transparency.

The program hired a data architect in December 2021 to assist with improvements to the division's data structure.

<u>Oregon's Data Strategy. Unlocking Oregon's Potential</u>

- Oregon's Guiding Data Principles
    - Governance and Effective Management: Govern; Leverage; Protect; Share
    - Ethical Use: Plan; Engage; Show
    - Data-Informed Culture: Learn; Autotomize; Lead

The program is planning to initiate a data governance committee. We are committed to finding ways to collect, store, measure, and utilize data more efficiently to drive improvements in service delivery.

<u>EIS Modernization Playbook</u>

- Guiding Principles
    - Put people first
    - Aligned and enabled
    - Data and privacy informed
    - Secure by design
    - Agile and continuous improvement
- Step 1: Put people first: committed leadership; clear purpose and priorities; customer experience; capability for change; compelling communication and change management; cadence and coordination in delivery
- Step 2: Know where you stand (assess current state): employ a business-first approach to modernization; document outcomes, processes, pain points; data needs; document your business and IT architecture; determine current IT spend; assess IT project portfolio
- Step 3: Define future state: redefine customer journeys that matter; establish an IT architecture vision; rationalize your application portfolio; evaluate business rules and processes; IT security; data plan and reporting
- Step 4: Conduct a gap analysis: document the technology gap; document the personnel resource gap; document the data gap
- Step 5: Develop a modernization action plan: architectural design and roadmap; IT strategic plan; modernization action plan; identify other opportunities
- Step 6: Transition from planning to execution: continuous modernization – operational program

The program has committed leadership and understands the importance of change management and transparency.

One program workgroup is dedicated to organizational change. We are planning to request a limited duration change management analyst in an upcoming Emergency Board request, which will be included as a permanent position in the 2023-25 policy option package.

In 2020, the division engaged in a professional services contract with a vendor who performed a current state assessment; documented business and IT architecture; future state recommendations and high-level requirements; capabilities assessment and established an IT architecture vision for the program and component projects. A roadmap was developed based on the vendor recommendations and input from the division's team members.

To date, the program has assembled internal workgroups to review and develop strategies for: legacy system integrations; organizational change management; external partner engagement; reports, data, and forms analysis, and the roadmap.

In addition, the program Initiated four process improvement projects:

- **Streamline communications to injured workers and employers**
- **Allow insurers to receive reports electronically**
- **Develop internal cross-training plans and collaboration tools**
- **Allow electronic document submission via existing web portal**

We are committed to stakeholder outreach and engagement to ensure that we remain focused on meeting our customers' needs. While the division could make assumptions about what our customers need, instead we choose to engage directly with our customers and use their input to make sure we remain committed to a customer-experience approach.

Methodology and governance process for the business case

The program includes a division steering committee, as well as an agency-level executive steering committee. The initial business case draft is reviewed and edited by the program policy analyst and the DCBS Chief Information Officer. Then, the business case is reviewed by executive sponsors and a member of each of the steering committees.

Current state assessment

The current state assessment, completed in coordination with our contracted vendor, included:

- Review of 47 systems
- Review of 102 business processes and 622 sub-processes
- Review of over 375 documents prepared by division team members in the 24 months preceding the vendor engagement
- Conducted 65 stakeholder workshops including 168 participants

Current state assessment findings included common challenges among the division's program areas:

- Process challenges:
    - Manual data entry: Because staff must work across many systems and manually input paper forms, many of the division's business processes have several time consuming manual data entry steps.
    - Duplicative processes: Actions to complete a process, such as data entry and sending information to multiple parties, often have to be performed multiple times.
    - Paper-intensive processes: Constraints are placed on processes where paper is necessary. For example, the need for staff to come to the division's physical office to complete a process and paper mail extends response times.
    - Inconsistent communication across processes: Not every process notifies parties when a process has been closed.
    - Person-dependent processes: Multiple staff complete highly-specialized tasks and staff do not have visibility into each other's workflows. This results in slowing business when staff members are out of the office.
- Data and system challenges
    - Siloed data: Data is housed in many specialized databases and locations that have different units and stakeholder access levels.
    - Data integrity: Data validation and maintenance processes are not standardized across the organization resulting in issues with duplication and accuracy of data.
    - Lack of self-service options: Stakeholders and customers are not able to update their own information resulting in time-intensive tasks for division staff to perform maintenance.

- Lack of document-sharing options: Processes are fax and paper mail heavy. This slows business and is not conducive to remote work for division staff.
- Work across many systems: Information that is relevant to the same process exists across multiple systems. Staff need to go to multiple places to find necessary data points to complete a task.
- Lack of workflow management: Staff use informal tracking such as Outlook ticklers and Excel spreadsheets to track key dates and correspondence.

Current state assessment findings included common challenges among the division's external stakeholders:

- Paper-dependent processes: Paper processes slow document submission and sharing, resulting in increased processing times. Several external stakeholders are paperless and division processes are not compatible with the stakeholders' internal processes.
- Lack of streamlined communications: Communications from the division do not always make it easy to track an issue and can be improved in multiple areas.
- Limited data-sharing options: Data-sharing options are limited in terms of electronic options, being able to opt out of paper, and formatting. Implementing Claims Electronic Data Interchange and other electronic data exchanges were suggested by stakeholders, as well as simple changes to some reports and spreadsheets to improve usability.
- Manual records and claim tracking: External stakeholders emphasized the importance of centralized, digital employer records and claims information. Stakeholders often need to track basic information through email, phone, and other means which slows processing times.
- Manual timeline tracking: It is challenging and time consuming for stakeholders to track division processes. Stakeholders emphasized that digital tracking of key dates and status updates will increase compliance and clarity of processes.
- Limited training options: External stakeholders provided positive feedback about training and educational materials the division has available but expressed that more specific trainings in a variety of formats would be useful to stay up to date and provide additional context to their division interactions.

Scope and future state

Operational functional areas in scope include:

- Appellate Review
- Audit
- Benefit Consultation
- Business Identification Number
- Claims
- Communications
- Employer Compliance
- Independent Medical Exams
- Insurer Registration
- Managed Care Program
- Medical Resolution
- Policy
- Preferred Worker Program

- Reimbursements
- Sanctions
- Self-Insured Audit
- Self-Insured Registration
- Vocational Assistance Program
- Worker Leasing Program
- Additional organizational gaps may be identified during program planning phase

Scope exclusions or boundaries

The program does not include:

- Assisting with changes to partner systems or applications that send or receive information to the division, such as Oregon Occupational Safety and Health, Oregon Department of Financial Regulation, Oregon Workers' Compensation Board, Oregon Department of Revenue, Oregon Employment Department, Oregon Department of Justice, individual insurers or self-insured employers. The only exception to this is to maintain agency partners' access to our current applications and databases.
- Changes to core DCBS business processes, systems, or applications that support the entire agency.
- Changes in the DCBS and state network and infrastructure architecture.
- Bringing up any new or additional functional services proposed over the course of the modernization efforts that could lead to scope creep and negatively impact program timelines.
- Identified business processes that are highly discretionary and those processes that are infrequent and non-critical; utilized in ad-hoc scenarios; or out of the division's control (possibly controlled by external factors).

The program will utilize the criteria below to manage scope.

Processes that are **in scope** include:

- Regularly-repeated processes – Processes that are done on a repeated basis by division staff, including annual processes that may only be completed once a year
- Essential-to-business processes – Processes that are critical to completing the division's core business functions and obligations to customers and stakeholders
- Processes that require a high degree of standardization – Processes that are critical to completing the division's core business functions and obligations to customers and stakeholders

Processes that are **out of scope** include:

- Infrequent processes – Processes that are completed infrequently (e.g., once every five years) and not critical to completing the division's core business
- Highly discretionary – Processes that have a high degree of synthesis, analysis, or human intervention (e.g., conducting investigations or summarizing case findings)
- Ad-hoc scenarios – Scenarios that are not part of typical operating procedures

Plans for the future state include:

- Five component projects under the first phase of the modernization program

- First project: implement the core system foundation to support the program area modules included in projects two through five
- Organization of the division's 19 program area teams into 11 functional groupings: Audit, Benefit Programs, Dispute Resolution, Employer Compliance, Medical Services, Registration and Licensing, Sanctions, Self-Insurance Program, Policy, and Division Services
- Nine key groups of interactions were identified and interaction models were developed to represent each: claim records, employer records, registrations and contract management, public records requests, benefit programs, dispute resolution, examination scheduling, audits, and sanctions
- Business process re-engineering and organizational change management
- Stakeholder self-service options
- Claims Electronic Data Interchange Release 3.1 standard implementation
- Detailed implementation and data migration strategy

Estimated costs and other states

The program estimated costs based on recommendations from our professional services vendor, other state agency modernization programs, as well as other states' modernization efforts. We expect the request for proposal process to better inform our estimated costs and identify the actual cost for the first project.

High-level requirements

Category	High-Level Requirement
Access management and security	• Ability to establish role-based security and permissions for access to records • Ability to generate audit trail for changes to information on records • Ability to support single-sign on • Ability to securely remote access systems through web and mobile • Ability to transmit communications securely (in compliance with personally-identifiable information standards)
Correspondence engine	• Ability to establish templates for correspondence • Ability to establish templates for orders • Ability to auto-populate templates with master record information (e.g., address, claim number, injury information, date of injury, FEIN) • Ability to generate print files for mailing • Ability to associate correspondence to centralized master records • Ability to publish correspondence to portal for viewing
Data management	• Ability to alter incorrectly-entered information through the user interface by users with proper permission • Ability to establish centralized master records

Data exchange	• Ability to directly transfer data in secure manner to and from partners • Ability to accept claim data electronically • Ability to accept medical billing data electronically • Ability to accept proof of coverage data electronically • Ability to transfer invoice information to DCBS's Central Services Division Accounts Receivable unit • Ability to transfer payment warrants to DCBS's Central Services Accounts Payable unit
Document management	• Ability to scan documents • Ability to associate uploaded documents (e.g., investigation artifacts) to a master record • Ability to tag and index documents • Ability to create keyword-searchable document library • Ability to secure files for limited-access viewing • Ability to compile records for public records response • Ability to purge records automatically according to data retention schedule
Rules automation	• Ability to establish business rules to automate simple processes (e.g., statute of limitations checks, basic eligibility criteria validation) • Ability to create if-then rules at the user level • Ability to calculate benefit amounts • Ability to calculate due dates accounting for weekends and legal state holidays
Web portal	• Ability to exchange information through secure portal • Ability to create interactive forms • Ability to populate forms with existing information known to the division • Ability to accept electronic signatures • Ability to generate electronic notifications for stakeholders regarding activity on portal • Ability to publish correspondence to portal for viewing • Ability to allow opt-in to electronic communications • Ability to access and use portal on mobile devices • Ability to support multilingual access to web portal content
Workflow management	• Ability to create alerts to notify staff of new activity requiring action • Ability to create alerts to notify staff to take action on an item after a specified waiting period • Ability to route and share information within program areas and potentially additional program area teams • Ability to escalate matters for manager review within the system

	• Ability to route public records requests to multiple program areas based on the area for which they are the custodian of record
User interface	• Ability to configure landing pages for staff to manage views • Ability to comply with state and federal accessibility requirements

Measurable business benefits

The attached Benefit Register is an up-to-date list of planned benefits, who is responsible for measuring them, when they are expected to be realized, and how they will be measured, including baseline and current measurements.

Assumptions & Constraints

Assumptions

- **Assumption #1: Resources** – The proposed future state assumes the processes executed by division staff, or division systems, will continue to be completed by division staff or division systems. The future state does not assume the outsourcing of operational program functions. The division will need to engage in a cost-benefit analysis of options relating to staffing models for services. This will help leadership identify the optimal strategy for resources prior to, during, and after each modernization project.
- **Assumption #2: Consolidated and Integrated System Environment** – The future state contemplates an integrated system environment that replaces many stand-alone systems. An integrated system is foundational to establishing a "single source of truth" for the division's data and records, which is critical in creating trust and transparency for all stakeholders.
- **Assumption #3: System Capabilities –** While the specifics of the division's systems have yet to be determined, the functions below are expected to be part of the new systems environment. These functions are generally recognized as industry standards and can be built into any type of technology solution the division may select. Additional details regarding system capabilities listed above in the high-level business requirements.
- **Assumption #4: Paper Transactions –** The future state contemplates most transactions being completed electronically. In the future state, the division's forms will be available online for completion. In addition, stakeholders will have web portal access to view key documents such as correspondence, claim files, and orders. While electronic transactions are the primary and preferred method of interaction in the future state, the paper channel is retained as an alternative for specific scenarios:
    - Injured workers unrepresented by an attorney will be able to submit materials on paper, request paper correspondence and notification of docket actions, decisions, and other critical steps in the claim process.

    - If needed, the introduction of paper exhibits and evidence is allowed in disputes, conferences, or mediations.
    - Persons submitting public records requests or the methods by which public records are provided to the requestor.
    - With the general direction of being as paperless as possible, the future state will introduce electronic signatures on forms and documents. This may require statute changes. Because paper channels are associated with increased costs, the division should evaluate the necessity of retaining certain paper channels in the future state.
- **Assumption #5: Connectivity** –The division will continue to serve rural areas with limited internet reliability through innovative ways. This includes, but is not limited to, leveraging the evolving accessibility of smart devices such as smartphones and tablets with cellular access to identify additional options for connecting stakeholders in a more efficient and cost-effective manner.

Constraints

- **Constraint #1: Funding Environment** – The division operates within a state government funding environment and funding constraints impact scope and timing of modernization projects. Full funding for the division's modernization efforts is not yet secured and will require legislative approval. Phased approaches can mitigate some funding challenges by establishing components of the modernization to complete in stages by budget cycles.
- **Constraint #2: Limited Technical Resources** – The division relies on shared agency information technology resources to support the modernization, which could limit the division's ability to support and sustain ongoing modernization efforts. The division does not have control over the agency's technical resource allocation and risks having insufficient technical support.
- **Constraint #3: Data Integrity** – A lack of standardized processes and storage mechanisms for the division's data will require significant clean-up efforts for modernization. The division uses informal data tracking and storage tools, and processes vary by unit and by individual. Data is captured with varying frequency and standard metrics to capture across the division are not well defined.
- **Constraint #4: Statutory Dependencies** – Redesign of some processes are dependent on statutory changes requiring legislative approval. While some statutory changes are in progress, the outcome of these efforts is uncertain and changes can take years to go into effect. Additionally, while the division has identified some areas where statutes need to be changed, not all specifics have been identified and not all necessary statutory changes have yet been discovered.
- **Constraint #5: Risk of Lost Institutional Knowledge** – Several processes within the division rely on a single staff member with highly-specialized knowledge, job functions, and tracking tools. Many staff have deep institutional knowledge that is not widely known by others. While the division has taken the proactive initiative of documenting standard operating procedures, the highly-specialized nature of certain job functions presents a risk during modernization if staff leave the division.
- **Constraint #6: DCBS Technology Environment** – The division is one of several agency partners that share the DCBS technology environment. The division's current

legacy systems are used by other agency partners and consideration must be given to preserving the existing functionality for our agency partners during the transition to a modernized system.

Alternatives

Alternative 1: Do nothing

Postponing the modernization effort and continuing to use out-of-date information technology systems increases the severity of and exposure to risks that impact the division's ability to deliver key services to customers. Division processes will continue to be time consuming, paper dependent, and inefficient. Without improvements to the way we collect, store, and utilize data, the division will not be able to use data effectively to drive process improvements or meet customers' evolving needs.

Alternative 2: Modernization of the legacy claims application only

The division initially pursued this option, but quickly realized this was unrealistic due to the large number of applications used by division program areas and the dependencies between them. Also, the division's data is accessed by a number of agency partners including Oregon Occupational Safety and Health, Division of Financial Regulation, Ombuds Office for Oregon Workers, Small Business Ombudsman, and the Workers' Compensation Board, which necessitates a more holistic approach. The division determined this option would not allow development of a system foundation flexible and adaptable enough to accommodate the division's current and future technological needs and lessen the reliance on old, siloed, legacy-system architecture.

Alternative 3 (preferred option): Start implementing the recommended program roadmap

The 2023-25 policy option package funds the next steps in the program as identified in the program roadmap. A visual diagram of expected timeframes and budget requests are included at the end of this document.

This package will support a request for proposal (RFP) process for the first project to implement the core system foundation that will serve as the base for four future projects (functional modules), and implementation of electronic claim reporting under the latest industry standards.

The division is refining the future state business requirements relating to access management and security, correspondence, data management, data exchange, document management, business rules automation, web portal stakeholder self-service options, workflow management, and user interface. An RFP will help the division select if the solution is a commercial off-the-shelf solution or a custom-built application, depending on which best meets our future state business requirements and stakeholder needs. The implementation of the core system foundation is expected to complete by December 2025.

The division will utilize the selection criteria below to evaluate solution options.

- Business process requirements fit
- Architecture
- Usability

- Integration capability
- Product, vendor, and partner ecosystem
- Platform support
- Maintenance support
- Professional support
- Vendor experience
- Vendor staff experience
- Vendor size and capabilities
- Implementation schedule and approach
- Knowledge transfer approach
- References
- Initial implementation costs
- Ongoing licensing and maintenance costs

Funding source and estimated cost of recommended solution

The division's 2023-25 policy option package funds the next steps in the program as identified in the program roadmap. The roadmap and a visual diagram of expected timeframes are included in attachments of this business case.

This package will support a request for proposal process (RFP) for the first project to implement the core system foundation that will serve as the base for the four future projects. An RFP will help the division select if the solution is a commercial off-the-shelf solution or a custom-built application, depending on which best meets our future state business requirements and stakeholder needs.

The package also includes related expenses such as quality assurance management services required by Enterprise Information Services, Department of Justice costs for contract review, and preliminary estimates for the cost of software and hardware needed to implement the core system foundation. There could be other unanticipated expenses identified during the RFP process. If that occurs, the division will return to an Emergency Board or Joint Interim Ways and Means Committee to explain the additional costs and request the appropriate expenditure authority.

In September 2022, the division will submit an Emergency Board request for two limited-duration positions for the remainder of 2021-23 biennium (OAS C0872 AP, SR 30, project manager and change management analyst). The intent is to request they be made permanent positions in the 2023-25 biennium. The division will also request authority to contract for professional services for an information technology project manager and a business analyst. These contractors and positions will support the RFP process, plus the planning, design, and implementation activities associated with the first project. The Emergency Board request will also include initial expenses for quality assurance management services and Department of Justice expenses for RFP contract review for the remainder of the 2021-23 biennium.

The RFP process will identify the actual cost for the first project. However, for purposes of this request, we estimated a project planning and implementation cost of $38,126,404.65, inclusive of permanent and contracted positions to support the RFP process as well as ongoing

planning and project work, independent quality management services, estimated software and hardware expenses, and internal resource absorbed costs. Additional details may be found in the agency's budget request. Much of the estimate was based on information from our contractor during their roadmap work, other Oregon state agency modernization programs, and similar modernization projects in other states.

The Premium Assessment Operating Account will be used to fund the request. The Central Services Division, Information Technology and Research Section economists will estimate the impact of this policy option package on the projected assessment rate.

Conclusions

The division's systems and processes need to be more effective, efficient, and flexible to enhance its services and adjust from more transactional-based services to customer-centric services. Modern systems implemented in other states have demonstrated improved efficiencies and innovation through greater automation, integration, and customer usability. Replacing the division's information technology systems and re-engineering business processes will improve how services are provided to Oregonians. Making this investment supports managing the costs of state government and delivering good value and service.

This business case is for the first project planned under the modernization program which will implement the core system foundation. This will establish the key interface for division team members and enable functionality such as automated workflow to help simplify how teams receive, send, and complete their work. This will be the main application that projects two through five will be built upon. Each of the subsequent projects includes additional functionality that is more specific to program area work: Employer, Dispute Resolution, Enforcement, and Providers. The last project will be the implementation of Claims Electronic Data Interchange Release 3.1 standard which will enable electronic claim filing, consistent with industry best practices and external stakeholders' business practices.

Current first project planning activities are being handled by existing division resources. In addition, the program workgroups and process improvement projects are focusing on program initiatives. The workgroup and project teams include division team members and also agency partners.

In September 2022, the division plans to submit an Emergency Board request for two limited-duration positions for the remainder of 2021-23 biennium, initial expenses for quality assurance management services, and Department of Justice expenses for contract review. The division will also request authority to contract for professional services for an information technology project manager and a business analyst. These contractors and positions will support the request for proposal process, plus the planning, design, and implementation activities associated with the first project, the implementation of the core system foundation.

The 2023-25 policy option package requests the change management analyst and project manager positions from Emergency Board be made permanent, and the professional services contracted positions to continue for the entire biennium. In addition, the division requests an additional permanent position and an additional business analyst and a systems analyst through a professional services contract.

If the modernization program and component projects are not approved, the division risks the following:

- Increased severity of, and exposure to, risks that would impact the division's ability to deliver key services to customers
- Division customers will lose the opportunity for greater efficiencies and personalized, updated services
- Division will lose opportunities for improved customer service and service delivery
- Division will lose the ability to realign its processes to meet the changing needs of its customers
- Lack of technical staff will result in increased system support and modification backlog, negatively impact staff morale, and difficulty in future hiring and retention. The division will have difficulties managing access and sharing data securely with partners
- Technology will continue to degrade without intervention
- The division will have decreased ability to adapt to changing business and legal requirements

Appendixes and References

Attached are the following appendixes and references that support this business case:

- Current state analysis
- Future state analysis
- Capabilities assessment
- Program Roadmaps
- Budget Roadmap
- Division strategic plan
- Benefits Register

EIS *IT Investment form*

Investment Name:	WCD Modernization Project 1	Date:	5/31/2022
Agency:	Department of Consumer and Business Services	Owner / Sponsor:	Sally Coen
Agency Division:	Workers' Compensation Division	Business Contact:	Heather Williamson
Related Program:	WCD Modernization	IT Contact:	Dane Wilson
Policy Option Package:	WCD Modernization	Mandate:	N/A

Investment Type: ☐ Non-Project ☒ Project ☐ Program Initiation

Estimated Scope / Description:

Description

This is the ITI for the first component project to implement the core system foundation to support the four other future projects which are specifically focused on program area functionality.

DCBS intends to engage the RFP process to identify solution vendors and assess potential solutions for design, setup (and/or configuration), and implementation in this core system project.

Scope

Program operational areas in scope include automating the following:

- Appellate Review
- Audit
- Benefit Consultation
- Business Identification Number
- Claims
- Communications
- Employer Compliance
- Independent Medical Exams
- Insurer Registration
- Managed Care Program
- Medical Resolution
- Policy
- Preferred Worker Program
- Reimbursements
- Sanctions
- Self-Insured Audit
- Self-Insured Registration
- Vocational Assistance Program
- Worker Leasing Program
- Additional organizational gaps may be identified during program planning phase

High-Level Requirements

Category	High-Level Requirement
Access management and security	• Ability to establish role-based security and permissions for access to records • Ability to generate audit trail for changes to information on records • Ability to support single-sign on • Ability to securely remote access systems through web and mobile • Ability to transmit communications securely (in compliance with personally-identifiable information standards)
Correspondence engine	• Ability to establish templates for correspondence • Ability to establish templates for orders • Ability to auto-populate templates with master record information (e.g., address, claim number, injury information, date of injury, FEIN) • Ability to generate print files for mailing • Ability to associate correspondence to centralized master records • Ability to publish correspondence to portal for viewing
Data management	• Ability to alter incorrectly-entered information through the user interface by users with proper permission • Ability to establish centralized master records
Data exchange	• Ability to directly transfer data in secure manner to and from partners • Ability to accept claim data electronically • Ability to accept medical billing data electronically • Ability to accept proof of coverage data electronically • Ability to transfer invoice information to DCBS's Central Services Division Accounts Receivable unit • Ability to transfer payment warrants to DCBS's Central Services Accounts Payable unit
Document management	• Ability to scan documents • Ability to associate uploaded documents (e.g., investigation artifacts) to a master record • Ability to tag and index documents • Ability to create keyword-searchable document library • Ability to secure files for limited-access viewing • Ability to compile records for public records response

	• Ability to purge records automatically according to data retention schedule
Rules automation	• Ability to establish business rules to automate simple processes (e.g., statute of limitations checks, basic eligibility criteria validation) • Ability to create if-then rules at the user level • Ability to calculate benefit amounts • Ability to calculate due dates accounting for weekends and legal state holidays
Web portal	• Ability to exchange information through secure portal • Ability to create interactive forms • Ability to populate forms with existing information known to WCD • Ability to accept electronic signatures • Ability to generate electronic notifications for stakeholders regarding activity on portal • Ability to publish correspondence to portal for viewing • Ability to allow opt-in to electronic communications • Ability to access and use portal on mobile devices • Ability to support multilingual access to web portal content
Workflow management	• Ability to create alerts to notify staff of new activity requiring action • Ability to create alerts to notify staff to take action on an item after a specified waiting period • Ability to route/share information within program areas and potentially additional program area teams • Ability to escalate matters for manager review within the system • Ability to route public records requests to multiple program areas based on the area for which they are the custodian of record
User interface	• Ability to configure landing pages for staff to manage views • Ability to comply with state and federal accessibility requirements

EIS *IT Investment form*

Estimated Schedule: Start Date: 7/2021 End Date: 12/31/2025

Estimated Budget:

	Implementation Cost		5 –Year Operating Cost
Hardware:	$5,000,000	Hardware:	$500,000
Software:	$18,000,000	Software:	See software costs below
Contracts/Services:	$8,718,043 Professional Services (see attached documents for detailed breakdown) $5,326,875 Software Licensing and Maintenance	Contracts/Services:	$384,335 Professional Services ((see attached documents for detailed breakdown) $22,685,154 Software Licensing and Maintenance
Personnel:	$2,107,948 • $969,866 (4 permanent positions) • $1,138,082 internal resource absorbed costs	Personnel:	337,319 $400,634 (2 permanent positions) $436,685 (internal resource absorbed costs)
Total:	$39,152,506	Total:	$24,406,808
Funding Source:	Premium Assessment Operating Account	Total Cost*:	$63,559,314
Contract NTE:			

* Total cost includes implementation plus 5 years of operating cost

Security Considerations:

Detailed security requirements will be presented in the RFP and the winning vendor will be contractually obligated to meet them.

The resulting core system must be capable of storing and protecting Level 3 data and meet Oregon cybersecurity standards.

Applicable Oversight Threshold(s): (DAS Policies 107-004-130 and 107-004-150)

- ☒ ≥$150k Total Cost*
- ☐ ≥$1m Total Cost*, Internal Development
- ☒ ≥Level 3 Information Classification
- ☐ Cloud / Hosted and High Remediation Cost
- ☐ Cloud / Hosted and System of Record
- ☒ EIS Required

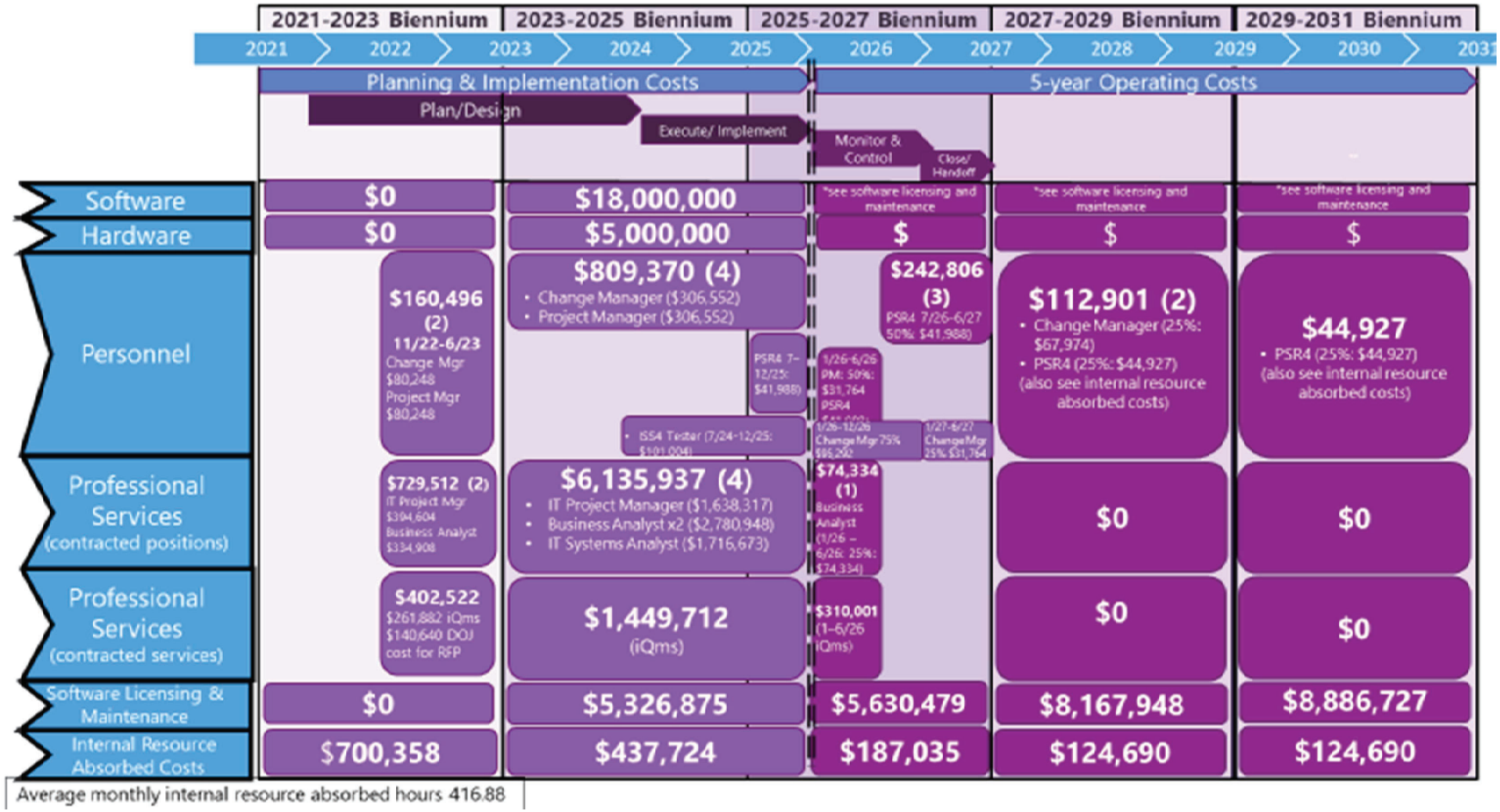
2021-2023 Biennium
2023-2025 Biennium
2025-2027 Biennium
2027-2029 Biennium
2029-2031 Biennium
2021
2022
2023
2024
2025
2026
2027
2028
2029
2030
Planning & Implementation Costs
5-year Operating Costs
Plan/Design
Execute/ Implement
Monitor & Control
Close/ Handoff
Software
Hardware
Personnel
Professional Services (contracted positions)
Professional Services (contracted services)
Software Licensing & Maintenance
Internal Resource Absorbed Costs
$0
$18,000,000
*see software licensing and maintenance
$0
$5,000,000
$
$160,496 (2) 11/22-6/23 Change Mgr $80,248 Project Mgr $80,248
$809,370 (4)
• Change Manager ($306,552)
• Project Manager ($306,552)
$242,806 (3) PSR4 7/26-6/27 50%: $41,988)
$112,901 (2)
• Change Manager (25%: $67,974)
• PSR4 (25%: $44,927)
(also see internal resource absorbed costs)
$44,927
• PSR4 (25%: $44,927)
(also see internal resource absorbed costs)
PSR4 7-12/25: $41,988)
1/26-6/26 PM: 50%: $31,764 PSR4
1/26-12/26 Change Mgr 75% $86,292
1/27-6/27 Change Mgr 25% $31,764
• SS4 Tester (7/24-12/25: $101,004)
$729,512 (2) IT Project Mgr $394,604 Business Analyst $334,908
$6,135,937 (4)
• IT Project Manager ($1,638,317)
• Business Analyst x2 ($2,780,948)
• IT Systems Analyst ($1,716,673)
$74,334 (1) Business Analyst (1/26 – 6/26: 25%: $74,334)
$0
$0
$402,522 $261,882 iQms $140,640 DOJ cost for RFP
$1,449,712 (iQms)
$310,001 (1-6/26 iQms)
$0
$0
$0
$5,326,875
$5,630,479
$8,167,948
$8,886,727
$700,358
$437,724
$187,035
$124,690
$124,690
Average monthly internal resource absorbed hours 416.88

Planning/Implementation costs		5 year operating costs		
7/1/21 – 6/30/2023 (24 months)	7/1/23 – 12/31/25	1/1/26 – 6/30/27	7/1/27 – 6/30/29	7/1/29 – 6/30/31
•$700,358.4 (24 months internal resource absorbed costs – avg/month 416.88 x $70) $160,496 Personnel (2) •$80,248 Change Mgr/ OPA3 (11/1/22–6/30/23) •$80,248 Project Mgr/ OPA3 (11/1/22-6/30/23) $729,512 Professional Services (positions) •$394,604 (IT PM – 11/1/22 – 6/30/23) •$334,908 (business analyst – 11/1/2022- 6/30/2023) $402,522 Professional Services (services) •$261,882 (iqms) •6% of project cost •$140,640 (DOJ review of RFP)	•$437,724 (30 months hours 208.44 internal resource absorbed costs) $809,370 Personnel (4) •$306,552 Change Mgr/ OPA3 •$306,552 Project Mgr/ OPA3 •$101,004 Tester/ISS4 7/24 – 12/25 •$41,988 External User Support/ PSR4 •7/25-12/25 $18,000,000 software implementation $5,000,000 (hardware) Professional Services •$1,638,317 IT PM •$2,780,948 (BA – (2) •$1,716,673 (systems analyst) •$1,449,712 iqms •$5,326,875 (software licensing & Maintenance	•$187,034.4 18 months @ 148.44 (avg hours 416.88 – 120 (75% for program mgr time = 296.88/2 hours internal resource absorbed costs) $242,806 Personnel (3) •$31,764 (1/1/26 – 6/30/26) PM 50% •$95292 (1/1/26 – 12/31/26 CM 75% •$31764 1/1/27-6/30/27 CM 50% •$83,976 (PSR) •1/1/26 – 6/30/26 $41,988 •7/1/26 – 6/30/27 50% $41,988 Professional Services •$73,333.5 1/1/26 – 6/30/26 (BA @ 25%) •$310,001.25 Iqms (1/1/26 – 6/30/26) •$5,630,478.33 (software lic & main)	•$124,689.6 24 months @74.22 internal resource absorbed cost) $112,901 Personnel (2) •$67974 CM (25%) •$44,927.16 PSR4 (25%) $8,167,947.24 (software lic & main)	•$124,689.6 24 months @ 74.22 internal resource absorbed cost) $44,927 Personnel (1) •$44,927.16 PSR4 (25%) $8,886,726.6 (software lic & main)

Department of Consumer and Business Services

Annual Performance Progress Report

Reporting Year 2022

Published: 12/15/2022 2:29:57 PM

KPM #	Approved Key Performance Measures (KPMs)
1	CUSTOMER RESPONSE TIME - Average elapsed time, in days, between a customer's initial contact with office and internal owner's communication of decision.
2	EFFECTIVE REGULATION - Percent of licensees receiving a satisfactory examination score.
3	OCCUPATIONAL INJURY AND ILLNESS INCIDENCE RATES - Number of occupational injury and illness cases per 100 full-time workers.
4	TIMELY WORKER BENEFITS - Percent of injured workers who receive timely benefits from insurers.
5	ACCURATE WORKER BENEFITS - Percent of injured workers who receive accurate benefits from insurers.
6	RE-EMPLOYMENT OF INJURED WORKERS - Difference in percentage from workers with disabling injuries from those without disabling injuries.
8	WORKERS' COMPENSATION COVERAGE - Number of claims against employers without workers' compensation coverage per 1,000 accepted disabling claims.
9	WORKERS' COMPENSATION INSURER PERFORMANCE - Percentage of workers' compensation insurers meeting standards for benefit delivery and reporting.
10	UPHELD WORKERS' COMPENSATION DECISIONS - Percent of Workers' Compensation Board decisions affirmed on appeal to the Judiciary.
11	PERMITS FOR MINOR CONSTRUCTION WORK - Number of building permits that can be used by contractors in multiple jurisdictions for minor construction work.
12	ON-TIME WORK - Percent of timelines for key department activities that are met.
13	E-TRANSACTIONS FOR CUSTOMERS - Percent of customer transactions completed electronically.
14	CUSTOMER SERVICE - Percent of customers rating their satisfaction with the agency's customer service as "good" or "excellent": overall customer service, timeliness, accuracy, helpfulness, expertise, and availability of information.

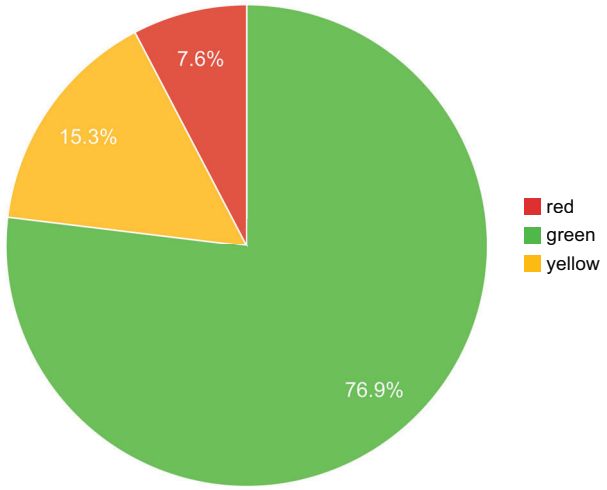

Performance Summary	Green	Yellow	Red
	= Target to -5%	= Target -5% to -15%	= Target > -15%
Summary Stats:	76.92%	15.38%	7.69%

KPM #1	CUSTOMER RESPONSE TIME - Average elapsed time, in days, between a customer's initial contact with office and internal owner's communication of decision.
	Data Collection Period: Jul 01 - Jun 30

** Upward Trend = negative result*

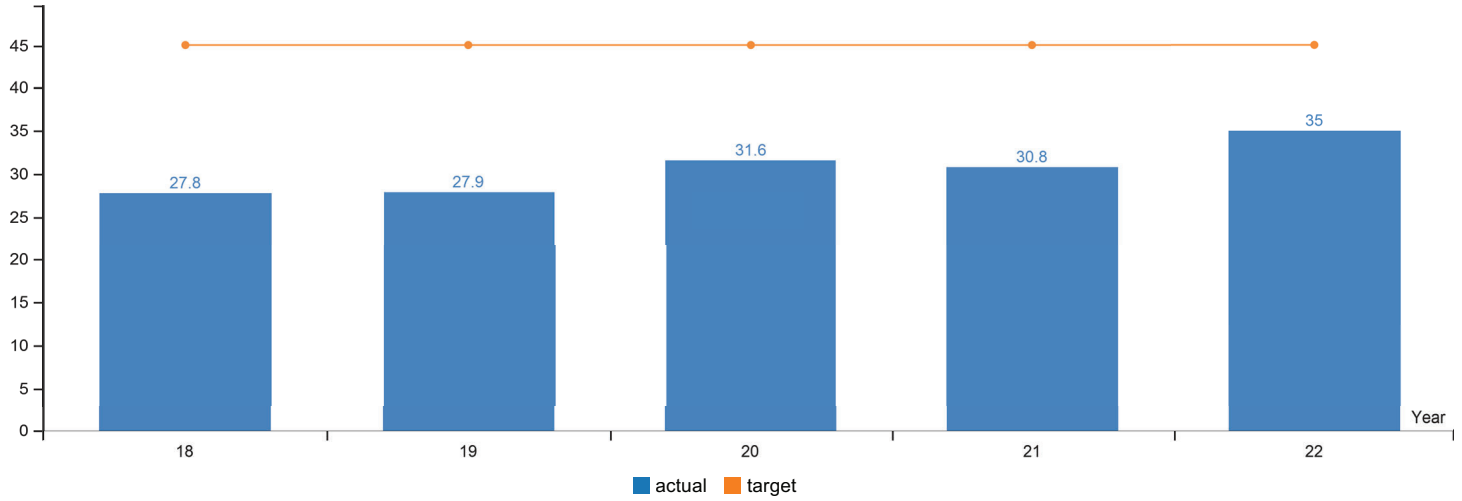

Report Year	2018	2019	2020	2021	2022
CUSTOMER RESPONSE TIME					
Actual	27.80	27.90	31.60	30.80	35
Target	45	45	45	45	45

How Are We Doing

The Division of Financials Regulation’s consumer advocates respond to thousands of complaints each year from consumers who believe financial and insurance companies have treated them unfairly. In fiscal year 2022, the division communicated the results of its decision an average of 35 days after initial contact with the consumer.

Factors Affecting Results

The Consumer Advocacy Unit’s improved processes help handle more complaints while improving levels of performance, resulting in increased service and protection for Oregonians. For example, the unit allows consumers to file complaints online and encourages the use of e-mail and electronic responses by insurers. The Advocacy Unit has received more exposure through outreach and education efforts. As a result, complaints are often submitted to the Advocacy Unit earlier in the process, increasing the ease of resolution. Externally, changes in policies and procedures by financial and insurance companies can affect the number of complaints and the results. For example, an insurer might add a mechanism for consumers to appeal decisions, which would decrease the number of complaints the division receives because more cases would be settled between the consumer and the insurer.

KPM #2	EFFECTIVE REGULATION - Percent of licensees receiving a satisfactory examination score.
	Data Collection Period: Jul 01 - Jun 30

** Upward Trend = positive result*

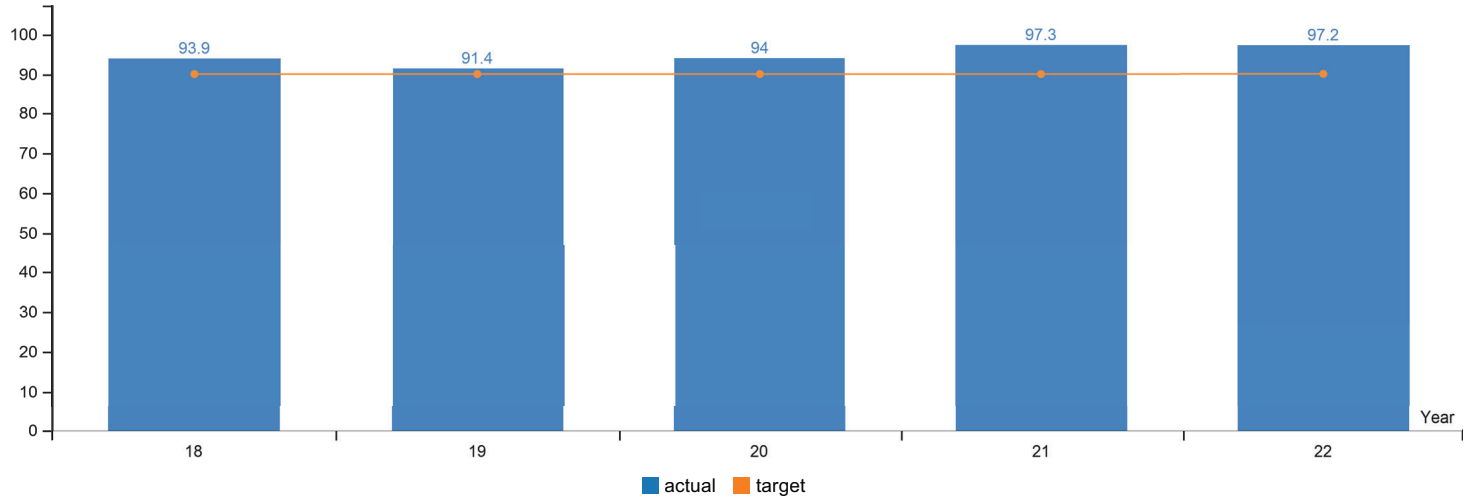

Report Year	2018	2019	2020	2021	2022
EFFECTIVE REGULATION					
Actual	93.90%	91.40%	94%	97.30%	97.20%
Target	90%	90%	90%	90%	90%

How Are We Doing

For fiscal year 2022, the Division of Financial Regulation examined financial companies (such as banks, credit unions, mortgage lenders, and payday lenders) and insurance companies and found that 97 percent were operating at or above desirable levels of compliance or safety and soundness.

Factors Affecting Results

The economy has a direct impact on the compliance or safety and soundness of our financial and insurance institutions. As economic conditions in the state evolve, the overall condition of our financial and insurance institutions may be expected to continue to change as well.

KPM #3	OCCUPATIONAL INJURY AND ILLNESS INCIDENCE RATES - Number of occupational injury and illness cases per 100 full-time workers.
	Data Collection Period: Jan 01 - Dec 31

** Upward Trend = negative result*

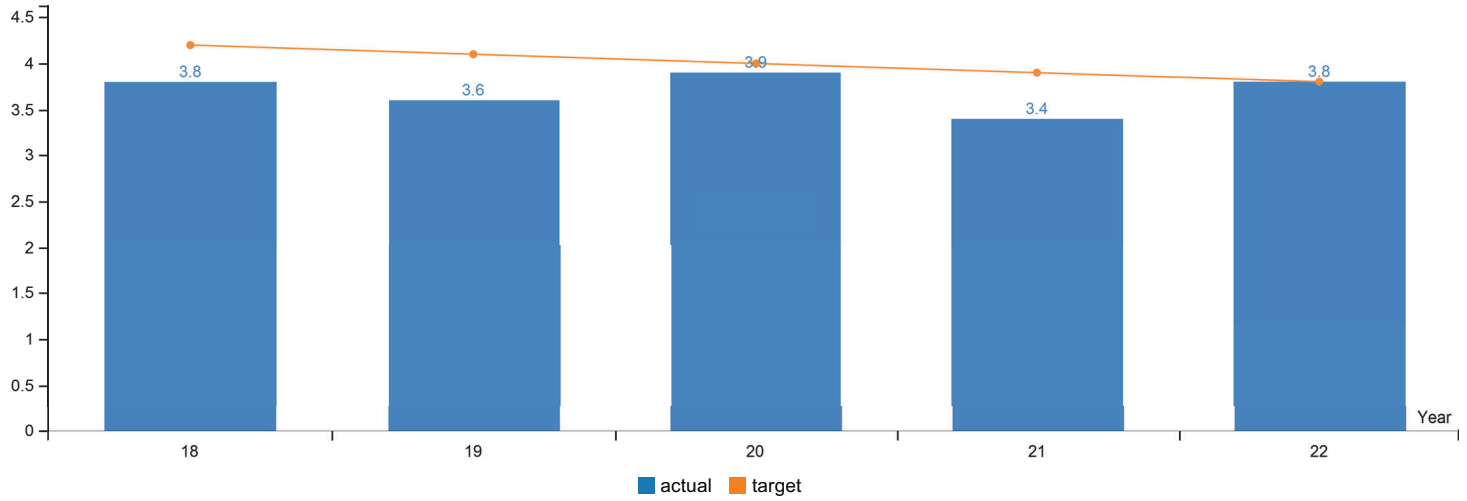

Report Year	2018	2019	2020	2021	2022
Occupational Injury and Illness Incidence Rates Per 100 Full-time Workers					
Actual	3.80	3.60	3.90	3.40	3.80
Target	4.20	4.10	4	3.90	3.80

How Are We Doing

During 2021, Oregon's occupational injury and illness incidence rate was 3.8 per 100 full-time workers, which exceeds our targeted goal. This represents an 3 percent rate decrease since 2010, indicating our continued success in partnering with employers to promote safer work environments in Oregon.

Factors Affecting Results

The injury and illness incidence rates are based on an annual survey of Oregon employers. The Federal Bureau of Labor and Statistics guides the survey sample selection. For the survey, approximately 4,000 Oregon employers are selected to participate and the sample size is consistent with other states. Ultimately, the safety and health practices of Oregon employers and employees affect this measure. Also, economic factors, such as the relative number of new employees in the workforce or the availability of employer resources to invest in safety training and equipment can affect the injury and illness incidence rates.

KPM #4	TIMELY WORKER BENEFITS - Percent of injured workers who receive timely benefits from insurers.
	Data Collection Period: Jul 01 - Jun 30

** Upward Trend = positive result*

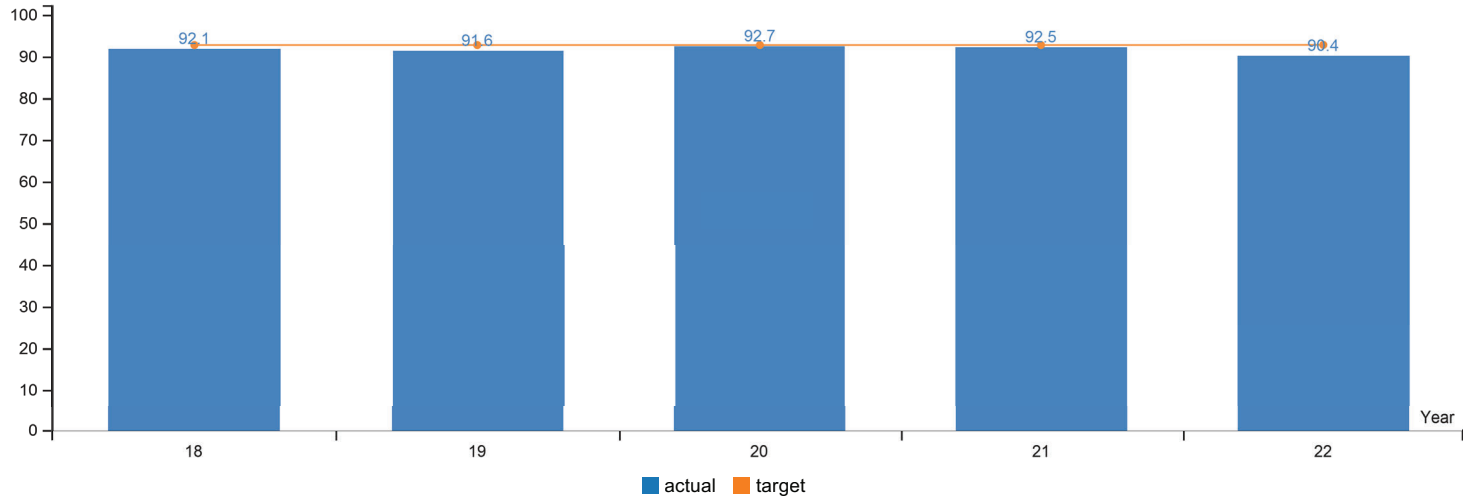

Report Year	2018	2019	2020	2021	2022
Percent of Timely Worker Benefits					
Actual	92.10%	91.60%	92.70%	92.50%	90.40%
Target	93%	93%	93%	93%	93%

How Are We Doing

In fiscal year 2022, the department found 90 percent of the approximately 19,000 benefit payments audited by department were made to injured workers in a timely manner.

Factors Affecting Results

Education and enforcement efforts by the department can help further improve insurer performance. For example, when the Workers' Compensation Division (WCD) finds incorrect reporting of benefit payments or untimely payments during audits, we assess civil penalties for performance below standards, provide specific training to the insurer, and may conduct follow-up audits. Factors beyond the insurer's control can impact results as well, such when the employer delays notifying the insurer of an injury. When employers do not notify insurers in a timely fashion, this may lead to a late first benefit payment to the injured worker. To improve performance in this area, WCD continues to encourage insurers to educate their insured employers of the importance of notifying them of claims quickly to ensure workers receive their benefits on time.

KPM #5	ACCURATE WORKER BENEFITS - Percent of injured workers who receive accurate benefits from insurers.
	Data Collection Period: Jul 01 - Jun 30

** Upward Trend = positive result*

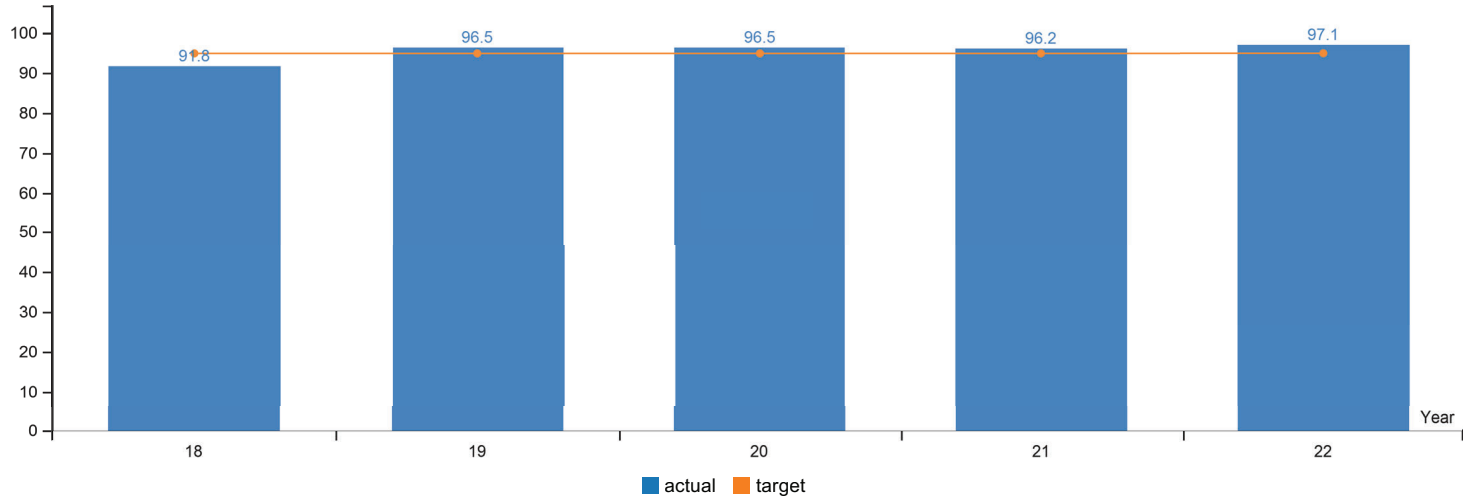

Report Year	2018	2019	2020	2021	2022
Percent of Accurate Worker Benefits					
Actual	91.80%	96.50%	96.50%	96.20%	97.10%
Target	95%	95%	95%	95%	95%

How Are We Doing

In fiscal year 2022, the department found 97 percent of the nearly 2,300 benefit payments audited by department were made to injured workers in an accurate manner. This is the highest percentage of accurate payments ever recorded. The number of payments audited is the lowest figure since the 1,404 recorded in 2017.

Factors Affecting Results

The majority of factors that can impact results are within an insurer's control, such as its employees' knowledge and skills in calculating benefit payments. To improve insurer performance in this area, the Workers' Compensation Division (WCD) assesses civil penalties against insurers that do not meet performance standards, provides training on accurate benefit calculation and payment requirements for individual insurers, and may conduct follow-up audits. Additionally, WCD provides tools, such as a Web-based benefit calculator, to help companies ensure their benefit payments are accurate. With the implementation of a risk-based audit methodology, what and who WCD audits within the fiscal year may vary and can influence the results from year-to-year.

KPM #6	RE-EMPLOYMENT OF INJURED WORKERS - Difference in percentage from workers with disabling injuries from those without disabling injuries.
	Data Collection Period: Jul 01 - Jun 30

** Upward Trend = positive result*

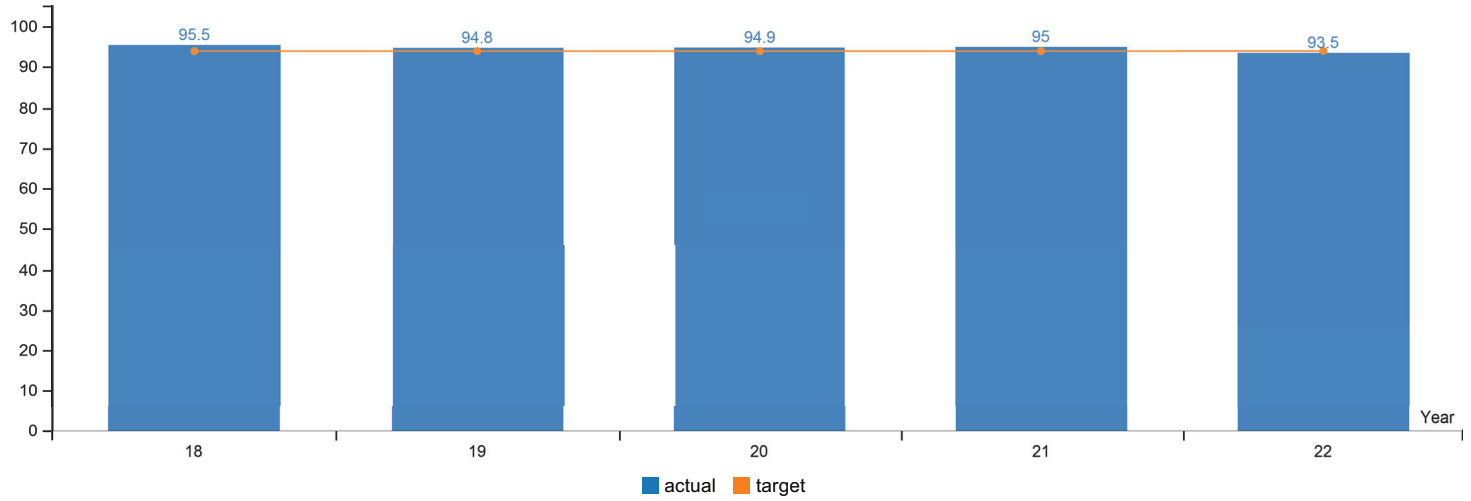

Report Year	2018	2019	2020	2021	2022
RE-EMPLOYMENT OF INJURED WORKERS					
Actual	95.50%	94.80%	94.90%	95%	93.50%
Target	94%	94%	94%	94%	94%

How Are We Doing

In fiscal year 2022, the rate that workers with disabling injuries were re-employed two years after their injury was 94 percentage points of the rate that injured workers with non-disabling injuries were re-employed. A target of 94 percentage points reflects the department's goal of getting injured workers back to regular employment quickly so they can become self-sufficient.

Factors Affecting Results

Changes in the Oregon economy or in business practices may affect this measure by reducing or increasing opportunities for job openings. Also, affecting results are changes in laws, rules, or department initiatives during the various times employees or employers trigger the use of return-to-work programs offered by the department. To see the effects department's efforts, it is necessary to track injured workers' employment over time. The data reported for fiscal year 2022 represents re-employment levels for workers who were injured in fiscal year 2019.

KPM #8	WORKERS' COMPENSATION COVERAGE - Number of claims against employers without workers' compensation coverage per 1,000 accepted disabling claims.
	Data Collection Period: Jul 01 - Jun 30

** Upward Trend = negative result*

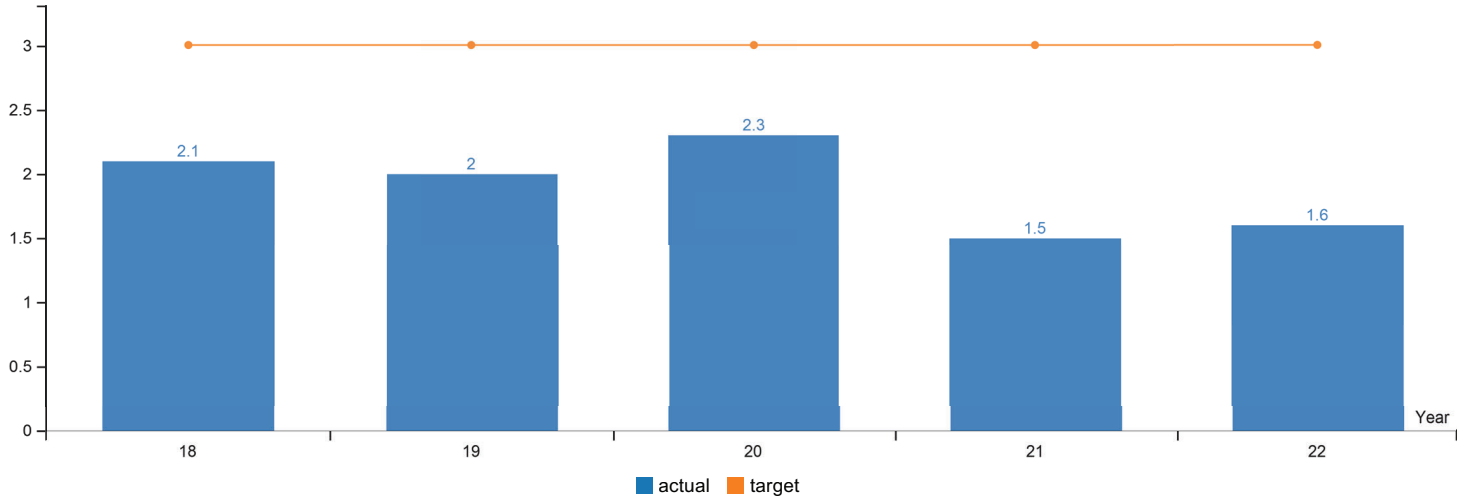

Report Year	2018	2019	2020	2021	2022
Claims Against Employers w/o WC Coverage					
Actual	2.10	2	2.30	1.50	1.60
Target	3	3	3	3	3

How Are We Doing

The department continues to achieve a high level of compliance with workers' compensation coverage laws, which protects both the employer and the employee in the event of a workplace injury. For fiscal year 2022, two out of every 1,000 accepted disabling injured worker claims were made against an employer without workers' compensation coverage. This indicates that, on average, 99.8 percent out of every 1,000 accepted disabling workers' compensation claims were filed by employees whose employers provided workers' compensation coverage.

Factors Affecting Results

Small changes in the number of noncomplying employer claims (claims from employers who do not provide workers' compensation insurance) can significantly alter the results since the number of noncomplying employer claims is so low. In the past three years, the department has recorded on average 23,470 accepted disabling claims annually, and of these less than 0.5 percent was from noncomplying employers. Also, changes in the Workers' Compensation Division (WCD) investigation processes or insurance coverage costs may affect results. Mandatory electronic reporting of workers' compensation insurance policies, which became effective July 1, 2009, gives WCD additional information that helps improve compliance of employers to purchase workers' compensation insurance coverage for Oregon workers.

KPM #9	WORKERS' COMPENSATION INSURER PERFORMANCE - Percentage of workers' compensation insurers meeting standards for benefit delivery and reporting.
	Data Collection Period: Jul 01 - Jun 30

** Upward Trend = positive result*

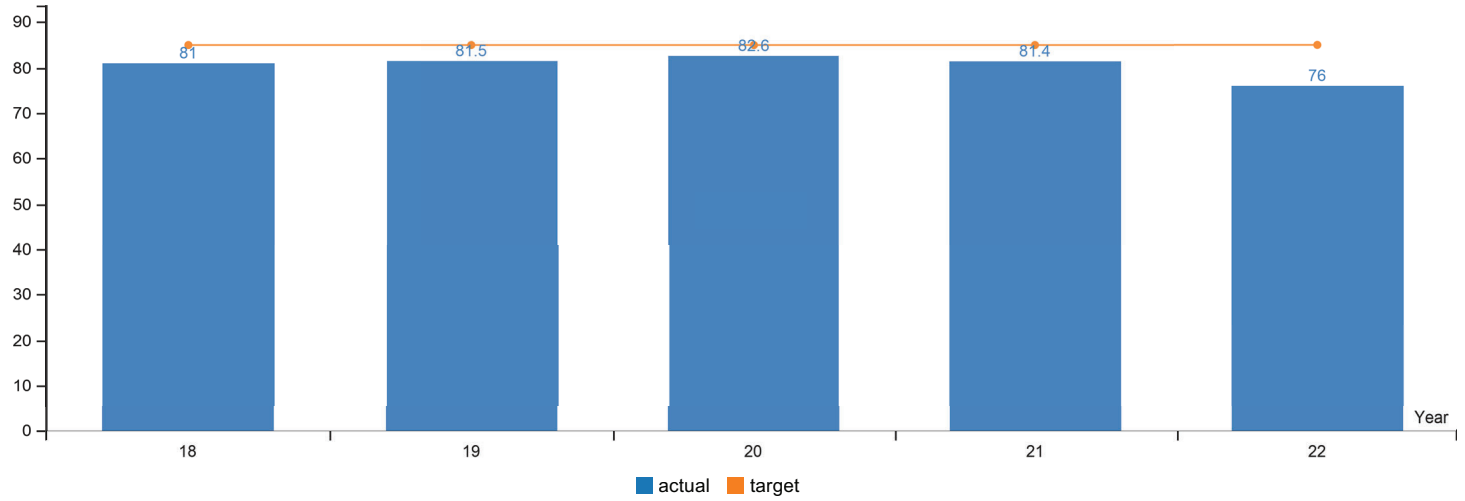

Report Year	2018	2019	2020	2021	2022
Percent of Workers' Compensation Insurers Meeting Standards					
Actual	81%	81.50%	82.60%	81.40%	76%
Target	85%	85%	85%	85%	85%

How Are We Doing

In 2006, the Workers' Compensation Division (WCD) increased its performance standards for insurers, requiring them to provide timely first benefit payments and acceptance/denial decisions at least 90 percent of the time instead of the former standard of 80 percent. To achieve increased protection for workers WCD focuses on thresholds of insurers' performance in three regulatory areas: 1) 90 percent of first payments to workers are paid timely; 2) 90 percent of decisions to accept or deny a claim are made timely; and 3) 80 percent of first-claim reports to the department are made timely. For fiscal year 2022, we found that 76 percent of workers' compensation insurers regulated by WCD were meeting performance standards in the three areas measured for this performance measure.

Factors Affecting Results

This data is self-reported by the insurers which mean the results could be influenced by an individual insurer's reporting. There is also the risk of incorrect reporting if not properly monitored. WCD verifies the accuracy of insurer reporting during the annual audit. Ongoing education, further clarification of standards, and focused auditing and enforcement should improve insurer compliance with requirements and use audit resources more efficiently over time.

KPM #10	UPHELD WORKERS' COMPENSATION DECISIONS - Percent of Workers' Compensation Board decisions affirmed on appeal to the Judiciary.
	Data Collection Period: Jul 01 - Jun 30

** Upward Trend = positive result*

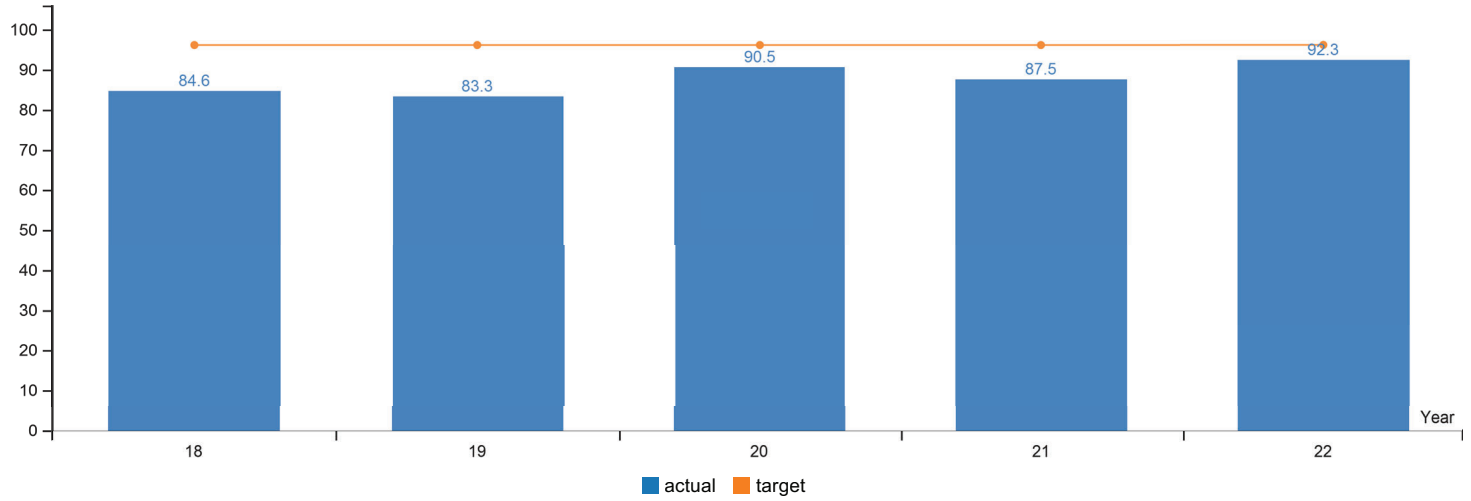

Report Year	2018	2019	2020	2021	2022
Percent of WCB Decisions Affirmed on Appeal					
Actual	84.60%	83.30%	90.50%	87.50%	92.30%
Target	96%	96%	96%	96%	96%

How Are We Doing

Of the 26 decisions issued by the court regarding Board orders in fiscal year 2022 there were two reversals. The overall affirmation of 92 percent demonstrates that the Board is serving Oregon's workers' compensation system by consistently producing sound legal decisions.

Factors Affecting Results

Our goal is to achieve substantial justice by providing fair and impartial decisions that are legally sound. The Workers' Compensation Board, consisting of five members appointed by the Governor and confirmed by the Senate, provides timely and impartial resolution of disputes arising under the workers' compensation law. The Board reviews and resolves approximately 250 cases per year, most of which involve appealed ALJ decisions. That number does not include another approximately 30 decisions regarding claim disputes arising under the Board's Own Motion authority pursuant to ORS 656.278. A Board decision may be appealed to the Court of Appeals if one of the parties believes the decision is not supported by substantial evidence or is in error as a matter of law.

KPM #11	PERMITS FOR MINOR CONSTRUCTION WORK - Number of building permits that can be used by contractors in multiple jurisdictions for minor construction work.
	Data Collection Period: Jul 01 - Jun 30

** Upward Trend = positive result*

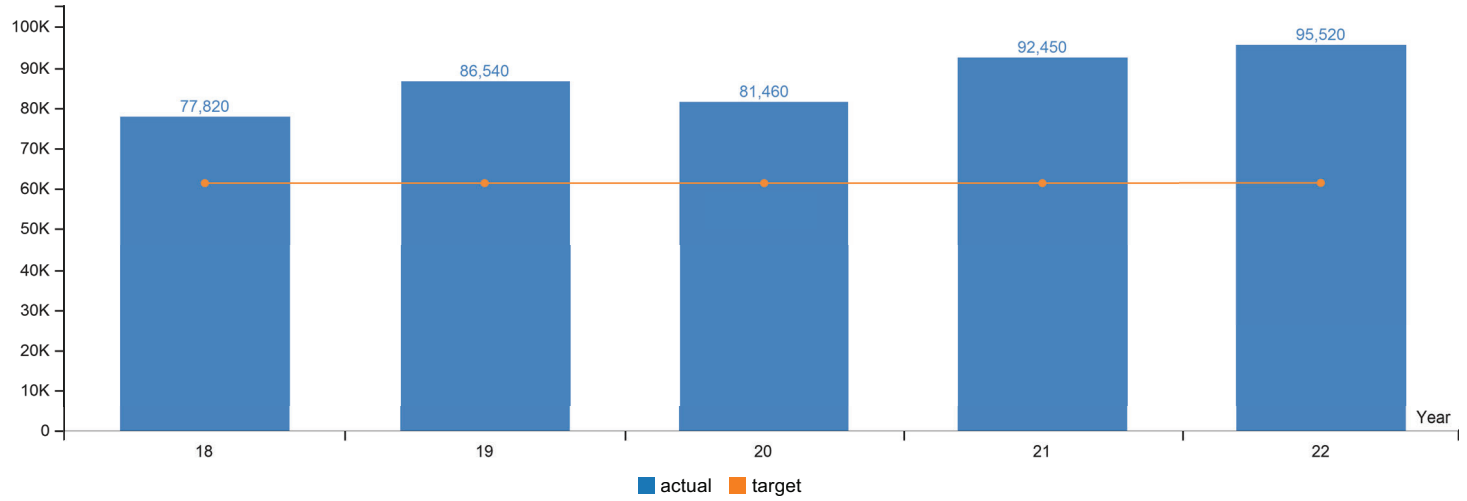

Report Year	2018	2019	2020	2021	2022
Number of Minor Label Permits Sold					
Actual	77,820	86,540	81,460	92,450	95,520
Target	61,450	61,450	61,450	61,450	61,450

How Are We Doing

In fiscal year 2022, the total number of permits sold (95,520) was the highest since the introduction of the program. Customers continue to report a great deal of satisfaction using this more efficient and less expensive process for purchasing permits for minor work. The program also reduces workload for building departments. The program has been expanded over the past years to include most elevator maintenance activities as well as electric vehicle charging unit work.

Factors Affecting Results

Construction activity has historically had a major impact on outcomes for this measure. Economic downturns and problems in the lending markets may cause the construction industry to slow during recessions. Construction activity is currently high and still responding to the building shortage resulting from the last economic slump. The high volume of minor label usage currently charting is likely attributable to the current construction activity boom. Stakeholders are currently exploring the potential for expansion of the minor label program. Should the scope of work that can be done through minor labels be expanded, we would expect an increase.

KPM #12	ON-TIME WORK - Percent of timelines for key department activities that are met.
	Data Collection Period: Jul 01 - Jun 30

** Upward Trend = positive result*

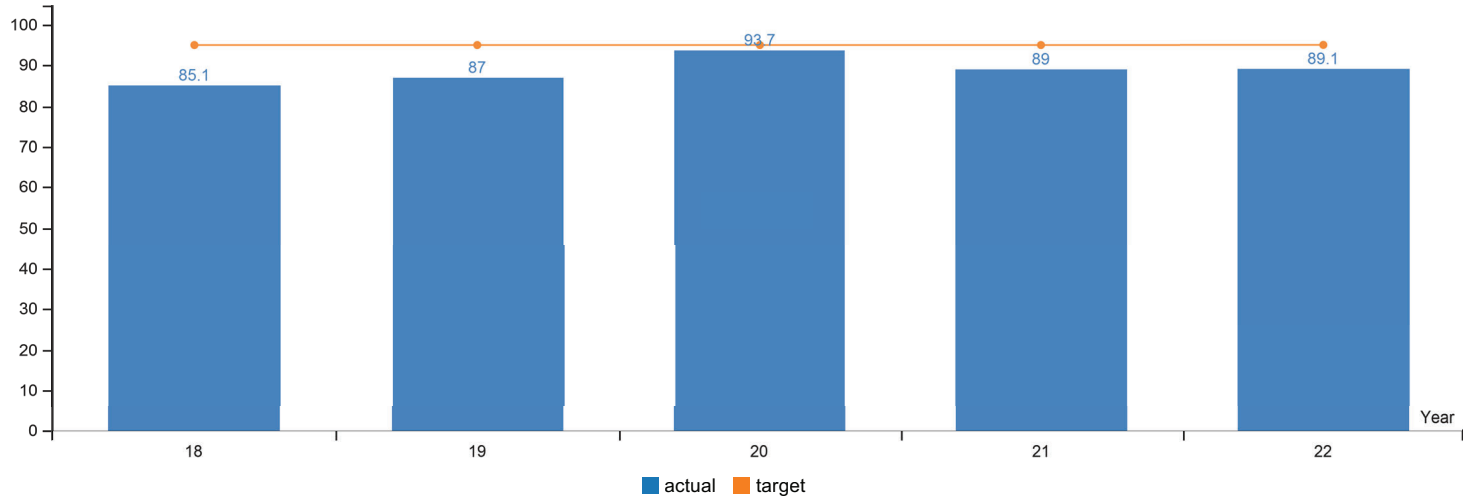

Report Year	2018	2019	2020	2021	2022
Percent of DCBS Timelines Met					
Actual	85.10%	87%	93.70%	89%	89.10%
Target	95%	95%	95%	95%	95%

How Are We Doing

DCBS has maintained high performance levels by continuing to streamline processes and expand use of technology. In fiscal year 2022, we met our timelines for key department activities 89 percent of the time.

Factors Affecting Results

Reaching our targets can be challenging because in many cases we hold ourselves to a higher standard than what is required by law. There are many factors the department evaluates as a result of this data: staffing levels and available resources; clarity of our processes and ease of customer compliance; and customer completeness and follow-through. Regardless of the contributing factor, we strive to perform at high levels and take action to constantly improve our performance.

KPM #13	E-TRANSACTIONS FOR CUSTOMERS - Percent of customer transactions completed electronically.
	Data Collection Period: Jul 01 - Jun 30

** Upward Trend = positive result*

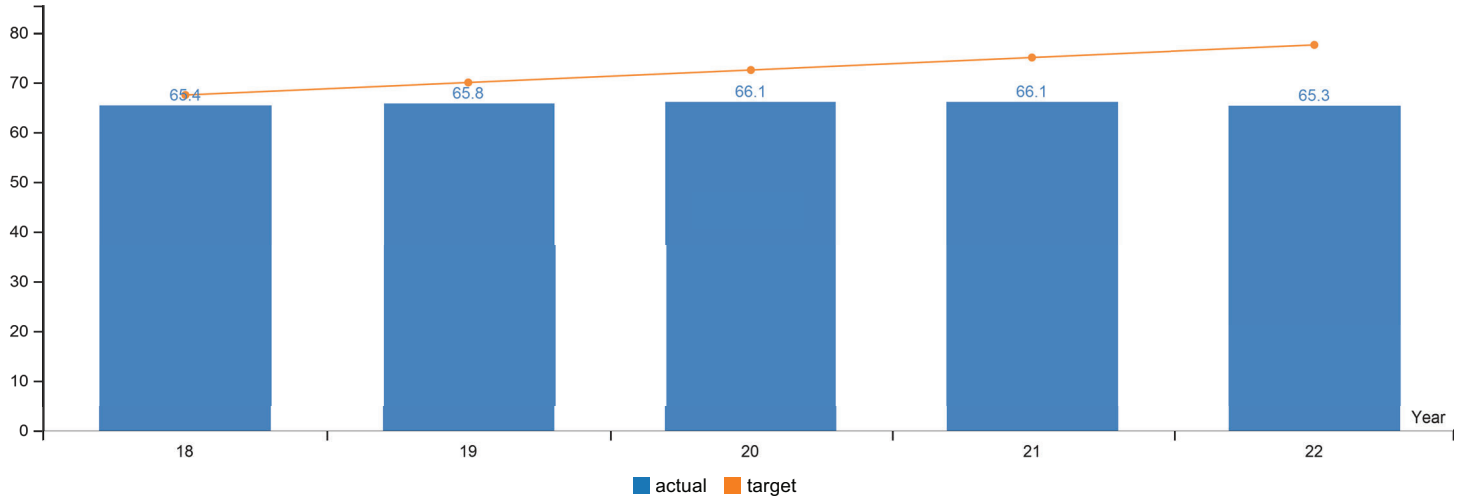

Report Year	2018	2019	2020	2021	2022
Percent of Transactions Completed Electronically					
Actual	65.40%	65.80%	66.10%	66.10%	65.30%
Target	67.50%	70%	72.50%	75%	77.50%

How Are We Doing

During fiscal year 2022, 65 percent of applicable transactions between businesses and consumers and DCBS were completed electronically. We believe this is a strong performance and that our online services make it more convenient for businesses and consumers to do business with us. We continue to undertake projects to increase the types and numbers of electronic transactions for companies, workers, and other stakeholders, and we are continually expanding and improving existing systems. Many of our systems are equipped with built-in surveys and e-mail feedback to ensure they are user-friendly and meet changing needs.

Factors Affecting Results

The primary factor affecting results is customers' and businesses' willingness to conduct business electronically with DCBS. Customers' belief in the security of their online information, knowledge that services are available online, and preference for online vs. paper transactions affect the overall percent of transactions that are conducted electronically. When electronic systems are available, our customers tend to embrace them.

We will continue to focus on making more services available electronically for business and consumers as funds are available to do so. However, with limited resources, we must balance the need to develop new electronic systems with other priorities such as maintaining existing services.

KPM #14	CUSTOMER SERVICE - Percent of customers rating their satisfaction with the agency's customer service as "good" or "excellent": overall customer service, timeliness, accuracy, helpfulness, expertise, and availability of information.
	Data Collection Period: Jul 01 - Jun 30

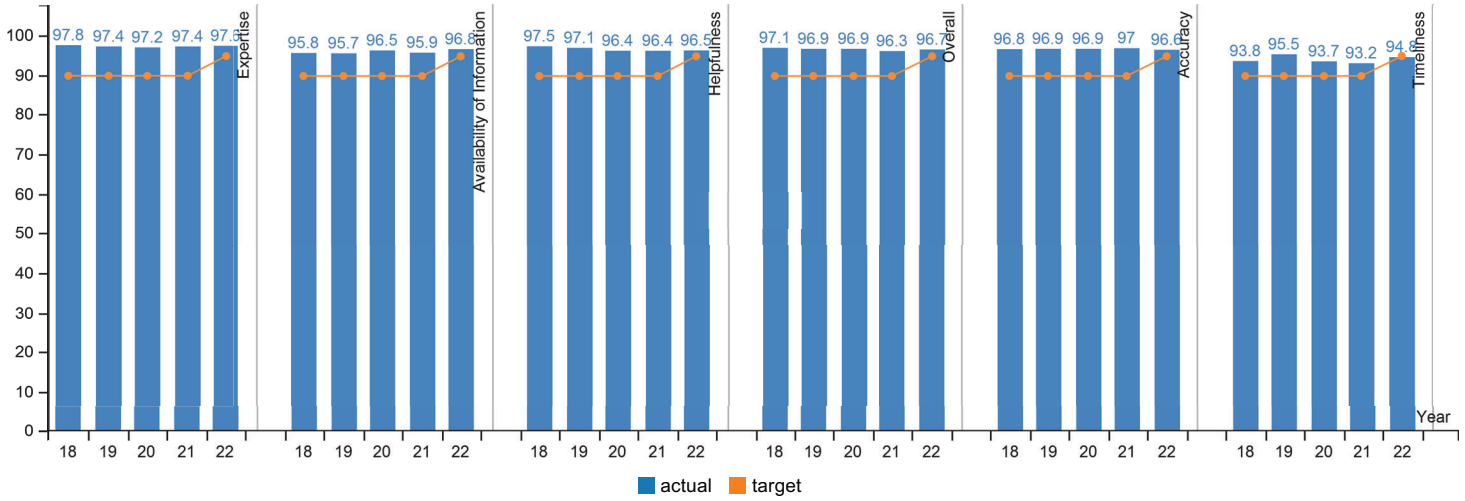

Report Year	2018	2019	2020	2021	2022
Expertise					
Actual	97.80%	97.40%	97.20%	97.40%	97.60%
Target	90%	90%	90%	90%	95%
Availability of Information					
Actual	95.80%	95.70%	96.50%	95.90%	96.80%
Target	90%	90%	90%	90%	95%
Helpfulness					
Actual	97.50%	97.10%	96.40%	96.40%	96.50%
Target	90%	90%	90%	90%	95%
Overall					
Actual	97.10%	96.90%	96.90%	96.30%	96.70%
Target	90%	90%	90%	90%	95%
Accuracy					
Actual	96.80%	96.90%	96.90%	97%	96.60%
Target	90%	90%	90%	90%	95%
Timeliness					
Actual	93.80%	95.50%	93.70%	93.20%	94.80%
Target	90%	90%	90%	90%	95%

How Are We Doing

The department's overall rating of 97 percent in fiscal year 2022 is a strong performance, especially since many of our customers are entities we regulate, audit, or inspect. Our ongoing focus on customer satisfaction has resulted in high ratings that have consistently performed well compared to our target since measurement began in 2007. Three of the agency's divisions provided data for the measure, based on surveys of their customers. Participating divisions were Oregon OSHA, Workers' Compensation Division, and the Division of Finance Regulation. Data from each division are combined to give an agency-wide value reflecting the divisions' relative level of service to Oregonians and the customers being served.

Factors Affecting Results

Many of the customers we survey are entities that we regulate, which could affect our results. However, even though we have a regulatory relationship with many of our customers, we have continued to perform well on this measure. Further, many of our customers are individuals we are helping with complaints, and the outcome of the complaint can influence how the customer rates our service. We try to mitigate this effect by managing expectations and making it a priority to do everything we can to provide customers with a high level of service, even if the customer may not get the desired outcome. The response rate for these surveys can also impact results. We encourage our customers to provide us with feedback by responding to our surveys, but the percent of customers who respond to surveys is often low.

Oregon Health Insurance Marketplace

FINANCIAL STATEMENTS
For the Fiscal Year Ended June 30, 2019



Department of Consumer and Business Services
350 Winter St. NE
Salem, OR 97309

Table of Contents

FINANCIAL SECTION: **Page**

I. **INDEPENDENT AUDITOR'S REPORT** 1

II. **BASIC FINANCIAL STATEMENTS:**

a. Balance Sheet 3

b. Statement of Revenues, Expenditures, and Changes in Fund Balance 4

c. Notes to the Basic Financial Statements 5

III. **Other Reports:**

a. Report on Internal Control over Financial Reporting and on Compliance and Other Matters 10

Office of the Secretary of State

Bev Clarno
Secretary of State

Jeff Morgan
Interim Deputy Secretary of State

Audits Division

Kip R. Memmott, MA, CGAP, CRMA
Director

255 Capitol St. NE, Suite 500
Salem, OR 97310

503-986-2255

Independent Auditor's Report

The Honorable Kate Brown, Governor of Oregon
Lou Savage, Interim Director, Oregon Department of Consumer and Business Services

Report on the Financial Statements

We have audited the accompanying financial statements of the Oregon Health Insurance Marketplace, a program of the Department of Consumer and Business Services, State of Oregon, as of and for the year ended June 30, 2019, and the related notes to the financial statements, as listed in the table of contents.

Management's Responsibility for the Financial Statements

Management is responsible for the preparation and fair presentation of these financial statements in accordance with accounting principles generally accepted in the United States of America; this includes the design, implementation, and maintenance of internal control relevant to the preparation and fair presentation of financial statements that are free from material misstatement, whether due to fraud or error.

Auditor's Responsibility

Our responsibility is to express an opinion on the financial statements based on our audit. We conducted our audit in accordance with auditing standards generally accepted in the United States of America and the standards applicable to financial audits contained in *Government Auditing Standards*, issued by the Comptroller General of the United States. Those standards require that we plan and perform the audit to obtain reasonable assurance about whether the financial statements are free from material misstatement.

An audit involves performing procedures to obtain audit evidence about the amounts and disclosures in the financial statements. The procedures selected depend on the auditor's judgment, including the assessment of the risks of material misstatement of the financial statements, whether due to fraud or error. In making those risk assessments, the auditor considers internal control relevant to the entity's preparation and fair presentation of the financial statements in order to design audit procedures that are appropriate in the circumstances, but not for the purpose of expressing an opinion on the effectiveness of the entity's internal control. Accordingly, we express no such opinion. An audit also includes evaluating the appropriateness of accounting policies used and the reasonableness of significant accounting estimates made by management, as well as evaluating the overall presentation of the financial statements.

We believe that the audit evidence we have obtained is sufficient and appropriate to provide a basis for our audit opinion.

Opinion
In our opinion, the financial statements referred to above present fairly, in all material respects, the respective financial position of the Oregon Health Insurance Marketplace, a program of the Department of Consumer and Business Services, State of Oregon, as of June 30, 2019, and the respective changes in financial position thereof for the year then ended in accordance with accounting principles generally accepted in the United States of America.

Emphasis of Matter
As discussed in Note 1, the financial statements of the Oregon Health Insurance Marketplace, a program of the Department of Consumer and Business Services, State of Oregon, are intended to present the financial position and the changes in financial position of only that portion of the Department of Consumer and Business Services that is attributable to the transactions of the Oregon Health Insurance Marketplace. They do not purport to, and do not, present fairly the financial position of the State of Oregon or the Department of Consumer and Business Services as of June 30, 2019, or the changes in its financial position for the year then ended in accordance with accounting principles generally accepted in the United States of America. Our opinion is not modified with respect to this matter.

Other Reporting Required by *Government Auditing Standards*
In accordance with *Government Auditing Standards*, we have also issued our report dated February 10, 2020, on our consideration of the Oregon Health Insurance Marketplace's internal control over financial reporting and on our tests of its compliance with certain provisions of laws, regulations, contracts, and grant agreements and other matters. The purpose of that report is solely to describe the scope of our testing of internal control over financial reporting and compliance and the results of that testing, and not to provide an opinion on the effectiveness of the Oregon Health Insurance Marketplace's internal control over financial reporting or on compliance. That report is an integral part of an audit performed in accordance with *Government Auditing Standards* in considering the Oregon Health Insurance Marketplace's internal control over financial reporting and compliance.

Office of the Secretary of State, Audits Division

State of Oregon
February 10, 2020

THE OREGON HEALTH INSURANCE MARKETPLACE (OHIM)

Balance Sheet
Governmental Fund
June 30, 2019

		2019
ASSETS		
Cash and Cash Equivalents	$	8,621,819
Accounts Receivable		375,565
Other Receivables, Net		16,605
Total Assets	$	9,013,989
LIABILITIES, DEFERRED INFLOWS OF RESOURCES AND FUND BALANCE		
Liabilities:		
Accounts Payable	$	3,044
Due to Other Funds		181,811
Other Current Liabilities		385,738
Total Liabilities		570,593
Deferred Inflows of Resources		
Unavailable Revenue		16,605
Total Deferred Inflows of Resources		16,605
Fund Balance:		
Restricted for Health Insurance Marketplace		8,426,791
Total Fund Balance		8,426,791
Total Liabilities, Deferred Inflows of Resources and Fund Balance	$	9,013,989

The notes to the financial statements are an integral part of this statement.

THE OREGON HEALTH INSURANCE MARKETPLACE (OHIM)

Statement of Revenues, Expenditures and Changes in Fund Balance
Governmental Fund
For the Year Ended June 30, 2019

		2019
Revenues:		
Assessments	$	9,220,796
Interest and Investments		192,311
Other Revenue		188
Total Revenues		9,413,295
Expenditures:		
Current:		
Salaries and Wages		2,255,655
Services and Supplies		3,915,098
Special Payments		874,510
Capital Outlay		3,765
Total Expenditures		7,049,028
Excess (Deficiency) of Revenues Over (Under) Expenditures		2,364,267
Net Change in Fund Balance		2,364,267
Fund Balances - Beginning		6,075,202
Prior Period Adjustment (Note 7)		(12,678)
Fund Balances - Beginning - Adjusted		6,062,524
Fund Balances - Ending	$	8,426,791

The notes to the financial statements are an integral part of this statement.

Note 1 – Summary of Significant Accounting Policies

A – Purpose of Organization

The Patient Protection and Affordable Care Act (ACA) of 2010 required each state to establish a health insurance marketplace, an online marketplace that enables individuals and employers to shop, compare plans, and access financial assistance to help pay for insurance coverage. States were permitted to implement their own marketplaces (referred to as state-based marketplaces or SBMs), choose to have a hybrid marketplace (referred to as state-based marketplaces using the federal platform or SBM-FPs), or states could elect to participate in the federal marketplace (referred to as the federally facilitated marketplace or FFM). Oregon first elected to implement a state-based marketplace to meet the unique needs of Oregonians and its insurance market. In late 2014, Oregon transitioned into a SBM-FP.

In 2011, Senate Bill 99 established the Oregon Health Insurance Exchange Corporation (Cover Oregon) as a public corporation to be governed by a board of directors. Upon implementation, Cover Oregon was fully dependent on federal grant funding for its operational expenditures through Dec. 31, 2014, and partially thereafter.

In 2015, SB 1 abolished Cover Oregon and its board of directors, and transferred its duties, functions, and powers to the Department of Consumer and Business Services (DCBS), an existing state agency. The SBM-FP, within DCBS – Oregon Health Insurance Marketplace (OHIM) – currently is fully self-funded, using per-member-per-month (PMPM) assessments for operations. These financial statements are representative of OHIM only, a program within DCBS.

SB 1 also established the Health Insurance Exchange Fund, also known as the Marketplace Fund. Oregon Revised Statute 741 restricts the use of these funds to the operation of OHIM. The Marketplace Fund is a special revenue fund that is used to account for and report the proceeds of specific revenue sources that are restricted or committed to expenditure for specified purposes other than debt service or capital projects. The activities of this fund are rolled up into the Consumer Protection special revenue fund for the statewide financial reporting purposes.

B – Basis of Accounting

The accompanying financial statements of the Oregon Health Insurance Marketplace are reported using the current financial resources measurement focus and the modified accrual basis of accounting. These financial statements have been prepared in conformity with Generally Accepted Accounting Principles (GAAP) in the United States of America for governmental funds.

Revenues are recognized when they are both measurable and available. Revenues are considered available when they are collectible within the current year or soon enough thereafter to pay liabilities existing at the end of the year. For this purpose, revenues are considered available if they are collected within 90 days of the end of the current fiscal year. Expenditures

generally are recognized when a liability is incurred, as under accrual accounting. Revenues for OHIM come from PMPM assessments from insurance carriers that participate in the OHIM program.

Accordingly, revenues are recorded when earned, and expenditures are recorded when a liability is incurred, regardless of when cash was received or paid.

C – Deposits and Investments

Cash deposits that are held in a cash management or investment pool are classified as cash and cash equivalents when the pool has the general characteristics of a demand deposit account. Cash and cash equivalents consist of cash and investments held by the office of the State Treasurer in the Oregon Short Term Fund (OSTF). Additional information about the OSTF can be found in the OSTF financial statements at https://www.oregon.gov/treasury/public-financial-services/oregon-short-term-funds/pages/default.aspx

D – Receivables & Payables

Receivables consist of revenues earned or accrued in the current period and are shown net of estimated uncollectable accounts. Payables consist of amounts owed to vendors for operational expenditures and other state agencies for services received.

E – Use of Estimates

OHIM used estimates and assumptions in preparing financial statements in accordance with GAAP. The preparation of the financial statements required management to make certain estimates and assumptions that affect the reported amounts of assets and liabilities at the date of the financial statements, and the reported amounts of revenues and expenditures during the reporting period. As such, actual results could differ from the estimates included in the accompanying financial statements.

F –Fund Balance

The difference between assets and liabilities, plus deferred inflows of resources, is labeled “Fund Balance” on the financial statements. The Health Insurance Exchange Fund balance is restricted. Restricted fund balances are the result of constraints imposed by the law through constitutional provisions or enabling legislation or by parties outside state government, such as creditors, grantors, contributions, or laws or regulations of other governments.

Note 2 – Deposits and Investments

OHIM Participation in the Oregon Short Term Fund Held at Treasury

The Oregon State Treasury maintains the Oregon Short-Term Fund (OSTF), a cash and investment pool that is available for use by the Marketplace Fund. Because the pool operates as a demand deposit account, the Marketplace Fund portion of the OSTF is classified on the financial statements as cash and cash equivalents.

Custodial Credit Risk for Deposits

The custodial credit risk for deposits is the risk that, in the event of a depository financial institution failure, OHIM will not be able to recover deposits that are in the possession of an outside party. OHIM does not hold any deposits or investments outside of the Oregon State Treasury. Deposits held by the Oregon State Treasury are either insured or collateralized under the Public Funds Collateralization Program. For more information, refer to the Oregon State Treasury financial statements at https://www.oregon.gov/treasury/news-data/pages/treasury-news-reports.aspx Banking regulations and Oregon law establish the insurance and collateral requirements for deposits in the OSTF.

The OHIM bank balance at the Oregon State Treasury was $8,106,473 as of June 30, 2019.

Investments

OHIM has investments only in OSTF held by the Oregon State Treasury.

Note 3 – Receivables and Payables

Receivables
The following table disaggregates receivable balances reported in the financial statements as accounts and other receivables at June 30, 2019.

Receivables Governmental Activities		Accounts Receivable	Other Receivable	Total
Insurer assessment receivable	$	368,565	166,046	534,611
Allowance for doubtful accounts			(149,441)	(149,441)
McGuireWoods Reimbursement		7,000		7,000
Total Receivable, net	$	375,565	16,605	392,170

Payables
The following table disaggregates payable balances reported in the financial statements as accounts payable and other current liabilities at June 30, 2019.

Payables Governmental Activities		Accounts Payable	Other Current Liabilities	Total
General Operation	$	3,044	182,113	185,157
Special Payment		-	203,625	203,625
Total Payable	$	3,044	385,738	388,782

Note 4 – Risk Management

The OHIM is subject to the risk of loss from various events, including, but not limited to, natural disasters, destruction of assets, errors, omission, and injuries to employees. To mitigate the risk of loss from various events, OHIM participates in and is covered under the State of Oregon's self-insurance and commercial insurance program as administered by the Department of Administration Services (DAS) Enterprise Goods and Services Division, Risk Management Section. As such, OHIM is responsible to provide updated property, equipment, and fixture values to DAS Risk Management.

Note 5 – Assessment Revenue

Each year by March 31, the per-member-per-month medical and dental assessment rates need to be set for qualified health plans sold through the federal exchange. The rates are set to cover OHIM's planned expenditures for that plan year. There is a risk to assessment revenues from federal or legal actions that may reduce enrollment in qualified health plans. In calendar year 2016, the medical and dental rates were $9.66 and 97 cents, respectively. In calendar year 2017, the medical and dental rates were reduced to $6.00 and 57 cents, respectively, due to reductions in expenditures. For calendar years 2018 and 2019, the rates remained the same at $6.00 and 57 cents. For calendar year 2020, the rates will be reduced to $5.50 for medical and 36 cents for dental.

Note 6 – Insurance Providers Rebate

Oregon Revised Statute (ORS) 741.105(3)(b) limits OHIM's fund balance to six months of expenditures. Anything beyond six months of expenditures will be credited to insurers in a manner described in Oregon Administrative Rule (OAR) 945-030-0020. The distribution of the credit is based on the billing date and billed amounts during the 2017-19 biennium for firms that were offering plans through the end of the biennium. The monthly credit is the total rebate, per insurer, divided over 12 months. The 2019-21 biennium total credit for insurance providers is $4,163,014.75.

Note 7 – Chargeback – Prior Period Adjustment

OHIM did not have budget limitation to complete an accrual for fourth (4th) Quarter fiscal year 2018 chargeback expenditures. OHIM received additional chargeback limitation for the 17 – 19 biennium, per 2019 House Bill 5011. Because no accrual was recorded for fourth (4th) Quarter fiscal year 2018 chargeback expenditures, they were considered prior period adjustments for fiscal year 2019.

Expenditure adjustments were made as part of the OHIM chargeback in fiscal year 2019. Some of the adjustments were for fiscal year 2018 chargeback expenditures—these were considered prior period adjustments for fiscal year 2019.

Chargeback Correction	216,096
FY18 Chargeback recorded in FY19	(228,774)
Total Prior Period Adj for Chargeback	(12,678)

Office of the Secretary of State

Bev Clarno
Secretary of State

Jeff Morgan
Interim Deputy Secretary of State

Audits Division

Kip R. Memmott, MA, CGAP, CRMA
Director

255 Capitol St. NE, Suite 500
Salem, OR 97310

503-986-2255

Independent Auditor's Report on Internal Control Over Financial Reporting and on Compliance and Other Matters Based on an Audit of Financial Statements Performed in Accordance With *Government Auditing Standards*

The Honorable Kate Brown, Governor of Oregon
Lou Savage, Interim Director, Oregon Department of Consumer and Business Services

We have audited, in accordance with the auditing standards generally accepted in the United States of America and the standards applicable to financial audits contained in *Government Auditing Standards* issued by the Comptroller General of the United States, the financial statements of the Oregon Health Insurance Marketplace (OHIM), a program of the Department of Consumer and Business Services (the department), State of Oregon, as of and for the year ended June 30, 2019, and the related notes to the financial statements, which collectively comprise OHIM's basic financial statements, and have issued our report thereon dated February 10, 2020.

Internal Control Over Financial Reporting

In planning and performing our audit of the financial statements, we considered the department's internal control over financial reporting (internal control) for OHIM to determine the audit procedures that are appropriate in the circumstances for the purpose of expressing our opinion on the financial statements, but not for the purpose of expressing an opinion on the effectiveness of the department's internal control. Accordingly, we do not express an opinion on the effectiveness of the department's internal control.

A *deficiency in internal control* exists when the design or operation of a control does not allow management or employees, in the normal course of performing their assigned functions, to prevent, or detect and correct, misstatements on a timely basis. A *material weakness* is a deficiency, or a combination of deficiencies, in internal control such that there is a reasonable possibility that a material misstatement of the entity's financial statements will not be prevented, or detected and corrected on a timely basis. A *significant deficiency* is a deficiency, or a combination of deficiencies, in internal control that is less severe than a material weakness, yet important enough to merit attention by those charged with governance.

Our consideration of internal control was for the limited purpose described in the first paragraph of this section and was not designed to identify all deficiencies in internal control that might be material weaknesses or significant deficiencies. Given these limitations, during our audit we did not identify any deficiencies in internal control that we consider to be material weaknesses. We did identify the following deficiency in internal control that we consider to be a significant deficiency.

Inaccurate Financial Reporting

The OHIM Fund is a special revenue fund that is used to account for and report the proceeds of specific revenue sources that are restricted or committed to expenditures for OHIM. During the year, the Oregon Heath Authority (OHA) contracted with OHIM to leverage OHIM's preexisting outreach marketing campaign to reach as many Oregonians as possible during the health insurance open enrollment period.

OHIM incorrectly included OHA transactions related to the marketing campaign in the OHIM program financial statements, resulting in overstatements of $852,000 in expenditures and payables.

We recommend department management ensure financial reporting processes and controls are sufficiently designed and implemented to report only OHIM related transactions in the program's year-end financial statements.

Compliance and Other Matters

As part of obtaining reasonable assurance about whether the OHIM's financial statements are free from material misstatement, we performed tests of its compliance with certain provisions of laws, regulations, contracts, and grant agreements, noncompliance with which could have a direct and material effect on the determination of financial statement amounts. However, providing an opinion on compliance with those provisions was not an objective of our audit, and accordingly, we do not express such an opinion. The results of our tests disclosed no instances of noncompliance or other matters that are required to be reported under *Government Auditing Standards*.

Purpose of this Report

The purpose of this report is solely to describe the scope of our testing of internal control and compliance and the result of that testing, and not to provide an opinion on the effectiveness of the entity's internal control or on compliance. This report is an integral part of an audit performed in accordance with *Government Auditing Standards* in considering the entity's internal control and compliance. Accordingly, this communication is not suitable for any other purpose.

Office of the Secretary of State, Audits Division

State of Oregon
February 10, 2020

Consumer and Business Services, Department of Oregon Health Insurance Marketplace Financial Statements For the Fiscal Year Ended June 30, 2019, Report No. 2020-06, Financial (Issued: February 2020)

Inaccurate Financial Reporting

The OHIM Fund is a special revenue fund that is used to account for and report the proceeds of specific revenue sources that are restricted or committed to expenditures for the OHIM. During the year, the Oregon Heath Authority (OHA) contracted with OHIM to leverage OHIM's preexisting outreach marketing campaign to reach as many Oregonians as possible during the health insurance open enrollment period. OHIM incorrectly included OHA expenditures payable related to the marketing campaign in the OHIM program financial statements, resulting in overstatements of $852,000 in expenditures and payables.

We recommend department management ensure financial reporting processes and controls are sufficiently designed and implemented to report only OHIM related transactions in the program's year-end financial statements.

Agency Response: DCBS agrees with the recommendation. DCBS will complete the following, prior to reporting for this current period:

1. Revise the current version of the Annual Accrual Memorandum sent to DCBS programs. Revisions will include: providing an in depth explanation of the purpose of the request, a description of what programs are required to submit, and an example tying the concepts together to most accurately complete the annual accrual.

2. Develop criteria and a process for reviewing accrual information submitted by program.

3. Accounting Services Manager and staff will meet annually with the DCBS program staff who collect and report annual accrual information to train program staff about the process and review materials described in item 1 above and answer any questions program staff may have.

Secretary of State
Oregon Audits Division



Department of Consumer and Business Services

Oregon Health Insurance Marketplace
Fiscal Year 2019 Compliance

February 2020
2020-04

Introduction

Background

In March 2015, Senate Bill 1 designated the Department of Consumer and Business Services to operate Oregon's health insurance exchange — an online marketplace that enables individuals and employers to shop, compare plans, and access financial assistance to help pay for insurance coverage.

The Oregon Health Insurance Marketplace (OHIM) is one of only six[1] state-based exchanges that uses the federal marketplace platform for eligibility and enrollment (referred to as a SBE-FP). Complying with the Code of Federal Regulations (CFR) is important to ensure state health exchanges are functioning to allow eligible citizens to enroll in qualified health plans. Under the terms of the SBE-FP agreement, OHIM is responsible for educating consumers, working with agents and community partners providing consumer assistance, certifying qualified health plans, and maintaining the integrity of data and the security of personal information.

Audit Objectives, Scope, and Methodology

Objectives

The objectives of this audit were to conduct the following for the fiscal year ended June 30, 2019:

- Verify OHIM's compliance with programmatic requirements set forth by 45 CFR part 155;
- Report on compliance as directed by the Centers for Medicare & Medicaid Services (CMS); and
- Fulfill the requirements of a performance audit as directed in Oregon Revised Statute 741.220.

Scope

We performed this audit of the state fiscal year ended June 30, 2019, in accordance with the requirements of 45 CFR part 155 as directed by CMS and clarified by the SBE-FP agreement. Because Oregon utilizes the federal platform for enrollment and eligibility, our scope was limited to verifying compliance with those sections of 45 CFR part 155 applicable to the structure of OHIM as a SBE-FP as follows:

Subpart C — General Functions of an Exchange

.205 Consumer assistance tools and programs of an Exchange

.210 Navigator program standards

.220 Ability of States to permit agents and brokers to assist qualified individuals, qualified employers, or qualified employees enrolling in Qualified Health Plans (QHPs)

.225 Certified application counselors

.260 Privacy and security of personally identifiable information

Subpart K — Exchange Functions: Certification of QHPs

---

[1] As of November1, 2019, per CMS.gov

.1000 Certification standards for QHPs

.1010 Certification process for QHPs

.1020 QHP issuer rate and benefit information

.1030 QHP certification standards related to advance payments of the premium tax credit and cost-sharing reductions

.1040 Transparency in coverage

.1045 Accreditation timeline

.1050 Establishment of Exchange network adequacy standards

.1055 Service area of a QHP

.1065 Stand-alone dental plans

.1075 Recertification of QHPs

.1080 Decertification of QHPs

Methodology

We performed our audit of OHIM's performance by comparing actual operations, practices, and results against the stated requirements of 45 CFR part 155, subparts C and K, and the federal platform agreement with CMS, identifying the specific exchange functions for which Oregon is responsible. We interviewed OHIM personnel and reviewed customer and community partner resources on OHIM's website. We performed a review and analysis of OHIM documentation including contracts, agreements, and policies and procedures applicable to the compliance objectives.

We conducted this audit in accordance with generally accepted government auditing standards. Those standards require that we plan and perform the audit to obtain sufficient, appropriate evidence to provide a reasonable basis for our findings and conclusions based on our audit objectives. We believe that the evidence obtained provides a reasonable basis for our findings and conclusions based on our audit objectives.

Auditors from our office, not involved with the audit, reviewed our report for accuracy, checking facts and conclusions against our supporting evidence.

Audit Results

General Functions of an Exchange (Subpart C)

Consumer Assistance Programs

Criteria: OHIM is required, under 45 CFR part 155.205, to establish a toll-free telephone hotline, an up-to-date website, accessibility for individuals with disabilities and those with limited English proficiency, consumer assistance performed by trained assisters, and outreach and education.

Methodology: We reviewed information posted on OHIM's website, the operation of the toll-free telephone hotline, accessibility, training of assisters, and outreach and educational activities.

Navigator Program

Criteria: OHIM is required, under 45 CFR part 155.210(a), to establish a navigator program through which it awards grants to eligible entities or individuals. OHIM has established community partner and agent partner programs that provide grants to nonprofit and community organizations and insurance agencies to provide education, outreach, enrollment, and marketing activities. As a SBE-FP, OHIM must ensure that navigators and partners complete required training and comply with rules of conduct and applicable statutory and regulatory requirements, including consumer assistance, outreach and education, and privacy and security requirements.

Methodology: We reviewed grant agreements and partner contracts to ensure they included required training for key personnel and required privacy and security of personally identifiable and health information. Grantees and partners provide metric reports to OHIM on the outcome of outreach, education, and enrollment activities. We reviewed a selection of these metric reports to ensure they verified participation in these activities.

Agents and Brokers

Criteria: Agents and brokers who assist with enrollment in QHPs must obtain training and register with the federal exchange in advance of providing assistance with enrollment. In accordance with 45 CFR part 155.220, OHIM must limit information provided on its website to include only licensed agents and brokers who have completed training and are registered with CMS.

Methodology: We reviewed a sample of 30 agents and brokers listed on OHIM's "Find Local Help" website for compliance with training and registration requirements**.**

Certified Application Counselor Program

Criteria: OHIM must have a certified application counselor (CAC) program that complies with 45 CFR part 155.225, and may designate an organization to ensure staff members and volunteers are certified to act as CACs. OHIM has designated the Oregon Department of Human Services (DHS) to assist with administering the community partner program and overseeing CACs.

Under this program, volunteers and staff at local nonprofits or other organizations provide assistance with enrollment. These individuals must complete the required training and certification to perform this function.

Methodology: We reviewed the contract executed between OHIM and DHS for inclusion of federal requirements to train and certify the volunteers and staff of community partners as CACs before providing assistance with QHP applications.

Privacy and Security Safeguards

Criteria: OHIM must establish and implement privacy and security standards and safeguards for personally identifiable information (PII) that are consistent with the principles listed in 45 CFR part 155.260.

Methodology: We reviewed the types of PII OHIM receives, reviewed OHIM policies and procedures, data sharing agreements with partner agencies and CMS, contract agreements, and agency-wide security measures put in place to safeguard unauthorized access to PII.

Conclusion

Based on our review of operations during fiscal year ended June 30, 2019, OHIM complied with requirements applicable to state-based marketplaces using a federal platform under 45 CFR part 155, subsection C.

Exchange Functions: Certification of Qualified Health Plans (Subpart K)

Certification, Recertification, and Decertification of Qualified Health Plans

Criteria: OHIM must establish procedures to certify, recertify, and decertify QHPs consistent with 45 CFR part 155.1000-.1080. OHIM must certify the plans prior to the beginning of open enrollment. If a carrier is no longer in compliance with exchange participation requirements, OHIM may decertify a carrier's plans.

Methodology: We reviewed OHIM's procedures for certifying, recertifying, and decertifying QHPs and insurance carriers. We reviewed the filings of the five carriers offering plans in OHIM for plan year 2019 to verify the carrier's plans were certified prior to open enrollment, and the carrier was licensed to sell insurance in Oregon. No plans were decertified for plan year 2019.

QHP Issuer Justification for Rate Increases

Criteria: OHIM must ensure that QHP issuers submit justification for rate increases in accordance with 45 CFR part 155.1020 prior to increasing rates. OHIM must review and approve the rate increase and provide access to the justification on its website.

Methodology: We reviewed rate increase justifications submitted by the five QHP carriers in OHIM to ensure OHIM reviewed the increases and made the justifications available on their website as required.

Conclusion

Based on our review of operations during fiscal year ended June 30, 2019, OHIM complied with requirements applicable to state-based marketplaces using a federal platform under 45 CFR part 155, subsection K.



Audit Team

Mary Wenger, CPA, Deputy Director

Amy Dale, CPA, Audit Manager

Sarah Anderson, CPA, Principal Auditor

About the Secretary of State Audits Division

The Oregon Constitution provides that the Secretary of State shall be, by virtue of the office, Auditor of Public Accounts. The Audits Division performs this duty. The division reports to the elected Secretary of State and is independent of other agencies within the Executive, Legislative, and Judicial branches of Oregon government. The division has constitutional authority to audit all state officers, agencies, boards and commissions as well as administer municipal audit law.

This report is intended to promote the best possible management of public resources.
Copies may be obtained from:

Oregon Audits Division
255 Capitol St NE, Suite 500 | Salem | OR | 97310

(503) 986-2255
sos.oregon.gov/audits

Office of the Secretary of State

Bev Clarno
Secretary of State

Jeff Morgan
Interim Deputy Secretary of State



Audits Division

Kip R. Memmott, MA, CGAP, CRMA
Director

255 Capitol St. NE, Suite 500
Salem, OR 97310

503-986-2255

February 10, 2020

Lou Savage, Interim Director
Department of Consumer and Business Services
350 Winter Street NE
Salem, Oregon 97309

Dear Mr. Savage:

We have completed audit work of selected financial accounts at your department for the year ended June 30, 2019. This audit work was not a comprehensive financial audit of the department, but was performed as part of our annual audit of the State of Oregon's financial statements. We audited accounts that we determined to be material to the State of Oregon's financial statements.

Internal Control over Financial Reporting

In planning and performing our audit of the financial statements of the State of Oregon as of and for the year ended June 30, 2019, in accordance with auditing standards generally accepted in the United States of America and the standards applicable to financial audits contained in *Government Auditing Standards*, we considered the department's internal control over financial reporting as a basis for designing auditing procedures that are appropriate in the circumstances for the purpose of expressing our opinion on the financial statements of the State of Oregon, but not for the purpose of expressing an opinion on the effectiveness of the department's internal control. Accordingly, we do not express an opinion on the effectiveness of the department's internal control.

A deficiency in internal control exists when the design or operation of a control does not allow management or employees, in the normal course of performing their assigned functions, to prevent, or detect and correct, misstatements on a timely basis. A material weakness is a deficiency, or a combination of deficiencies, in internal control, such that there is a reasonable possibility that a material misstatement of the entity's financial statements will not be prevented, or detected and corrected on a timely basis. A significant deficiency is a deficiency, or combination of deficiencies, in internal control that is less severe than a material weakness, yet important enough to merit the attention of those charged with governance.

Our consideration of internal control was for the limited purpose described above and was not designed to identify all deficiencies in internal control that might be material weaknesses or significant deficiencies and therefore material weaknesses or significant deficiencies may exist that have not been identified. However, we identified the following deficiency in internal control that we consider to be a significant deficiency.

Significant Deficiency

Inadequate Documentation Over Removed Receivables

Transactions and other significant events should be clearly documented and the documentation

should be readily available for examination. During fiscal year 2019, department management reviewed the collectability of long term receivables to remove any receivables with insufficient evidence to support collection efforts. This process resulted in reducing net long term receivables by $56.5 million, a decrease of about 92% of the balances.

The department was not able to provide sufficient documentation necessary to support the change in the department's accounts receivable balance. As result, we were unable to validate the appropriateness and accuracy of the receivables removed from the financial records.

We recommend department management ensure that accounts receivables are sufficiently supported to facilitate collection efforts, and any adjustments to receivables accounts and balances are supported by adequate documentation.

The above significant deficiency, along with your response for each finding, will be included in our Statewide Single Audit Report for the fiscal year ended June 30, 2019. Please prepare a response to the finding and include the following information as part of your corrective action plan:

1) Your agreement or disagreement with the finding. If you do not agree with the audit finding or believe corrective action is not required, include in your response an explanation and specific reasons for your position.
2) The corrective action planned.
3) The anticipated completion date.
4) The name(s) of the contact person(s) responsible for corrective action.

Please provide a response to Amy Dale February 14, 2020 and provide Rob Hamilton, Statewide Accounting and Reporting Services (SARS) Manager, a copy of your Corrective Action Plan.

The purpose of this letter is solely to describe the scope of our testing of internal control and the result of that testing, and not to provide an opinion on the effectiveness of the department's internal control. This communication is an integral part of an audit performed in accordance with *Government Auditing Standards* in considering the department's internal control**.** Accordingly, this letter is not suitable for any other purpose.

We appreciate your staff's assistance and cooperation during this audit. Should you have any questions, please contact Amy Dale, Audit Manager or Sarah Anderson, Principal Auditor at (503) 986-2255.

Sincerely,

Office of the Secretary of State, Audits Division

cc: Nancy Boysen, Deputy Director
Carolina Marquette, Financial Services Manager
Katy Coba, Director, Department of Administrative Services
Robert Hamilton, SARS Manager, Department of Administrative Services

Consumer and Business Services, Department of Selected Financial Accounts For the Year Ended June 30, 2019, Management Letter 440-2020-02-01 (Issued: February 2020)

Inadequate Documentation Over Removed Receivables

Transactions and other significant events should be clearly documented and the documentation should be readily available for examination. During fiscal year 2019, department management reviewed the collectability of long term receivables to remove any receivables with insufficient evidence to support collection efforts. This process resulted in reducing net long term receivables by $56.5 million, a decrease of about 92% of the balances.

The department was not able to provide sufficient documentation necessary to support the change in the department's accounts receivable balance. As result, we were unable to validate the appropriateness and accuracy of the receivables removed from the financial records.

We recommend department management ensure that accounts receivables are sufficiently supported to facilitate collection efforts, and any adjustments to receivables accounts and balances are supported by adequate documentation.

Agency Response: DCBS agrees with the recommendation.

DCBS did not download data from our accounts receivable liquidated and delinquent debt systems at the level of detail required for this review. As our reports are generated from tracking systems that are dynamic and updated with live data several times a day, DCBS was unable to recreate reports needed for review. DCBS has moved to a single system for accounts receivable liquidated and delinquent debt tracking that will allow us to produce needed reports. By the end of this reporting period, DCBS will develop a new report process to capture a "snapshot" of DCBS debt.



Department of Consumer and Business Services

Cybersecurity Controls Audit

November 2021
Report 2021-31

OREGON SOS
Secretary of State
Shemia Fagan

OREGON AUDITS DIVISION
Audits Director
Kip Memmott

Audit Highlights

Department of Consumer and Business Services
Cybersecurity Controls Audit

Why this audit is important

- The Department of Consumer and Business Services (DCBS) provides a broad range of consumer protection, health insurance access, and commercial regulations for the state. It is Oregon's largest consumer protection and business regulatory agency.
- DCBS has a budget of approximately $660 million and over 900 employees.
- Cyberattacks are a growing concern for both the private and public sector. Recent breaches at Oregon state agencies have only escalated this concern. To protect against growing threats, information technology (IT) management professionals should apply robust cybersecurity controls at various levels of infrastructure to protect IT resources.
- This audit assessed critical security controls and the IT security management practices at DCBS.

What we found

Our review identified specific areas where DCBS should improve cybersecurity controls. DCBS has an incomplete security management and compliance program and does not meet all the basic IT controls for the six CIS controls we reviewed. We identified the following areas for improvement:

1. DCBS has established a security management and compliance program, but more work remains to ensure that agency systems and data are protected against unauthorized use, disclosure, or modification. (pg. 4)
2. DCBS does not actively manage hardware devices on its network to ensure only authorized devices connect, nor does it actively manage its software to ensure only authorized software is installed. (pg. 5)
3. Vulnerability and patch management are performed on a limited, ad-hoc basis. (pg. 7)
4. DCBS does not appropriately manage all users who have high-level access to its systems and data. (pg. 8)
5. More work is needed to ensure that all devices are appropriately configured and monitored to ensure settings remain appropriate. (pg. 8)
6. The agency needs processes, central logging, and the necessary tools to monitor and review the audit logs for all workstations, servers, and network devices for inappropriate behavior. (pg. 9)

Due to the sensitive nature of IT security and in accordance with Oregon state law and government auditing standards, we communicated details of the extent of the security weaknesses we identified to agency management in a confidential appendix.

What we recommend

We made seven recommendations to DCBS that include improving IT security plans and remedying weaknesses we identified in basic CIS Controls™. DCBS agreed with all of our recommendations. The response can be found at the end of the report.

OREGON SOS | OREGON AUDITS DIVISION

Introduction

Cyberattacks are a growing concern for both the private and public sector. Past breaches at Oregon state agencies have only escalated this concern. To protect against growing threats, state agency leadership should ensure that information technology (IT) management professionals apply robust cybersecurity controls at various levels of infrastructure to protect their networks, servers, and user workstations for the agencies they oversee. State agencies utilize a variety of frameworks and standards with varying levels of detail to guide these efforts.

The Audits Division conducts cybersecurity audits to evaluate IT security risks and provide a high-level view of an agency's current state. We chose to use the Center for Internet Security's CIS Controls™, version 7.1. The CIS Controls™ are a prioritized list of 20 high-priority defensive actions that provide a starting point for enterprises to improve cyber defense. The controls are divided into three categories: basic, foundational, and organizational. This review includes the first six, the basic controls, which the Center for Internet Security, along with other security practitioners, define as key controls that every organization should implement for essential cyber defense readiness. Additionally, used the Government Accountability Offices Federal Information System Controls Audit Manual's Security Management criteria to evaluate security management practices at the agency.

In the following pages, we present the results as charts depicting the implementation status of sub-controls in each control as fully implemented, partially implemented, or not implemented. This provides agency management, the Legislature, and others with responsibility for cybersecurity in the state with a snapshot of high-risk areas.

This audit does not consider an agency's risk appetite. Therefore, while these controls are considered basic by many security practitioners, agency management may choose not to fully implement a control if they determine within their strategic priorities that the cost of doing so outweighs the risk. In addition, while we generally considered controls that might mitigate some of the risks we identified, we did not perform a detailed review of potential compensating controls for each sub-control.

DCBS serves as an umbrella agency over most state functions affecting businesses

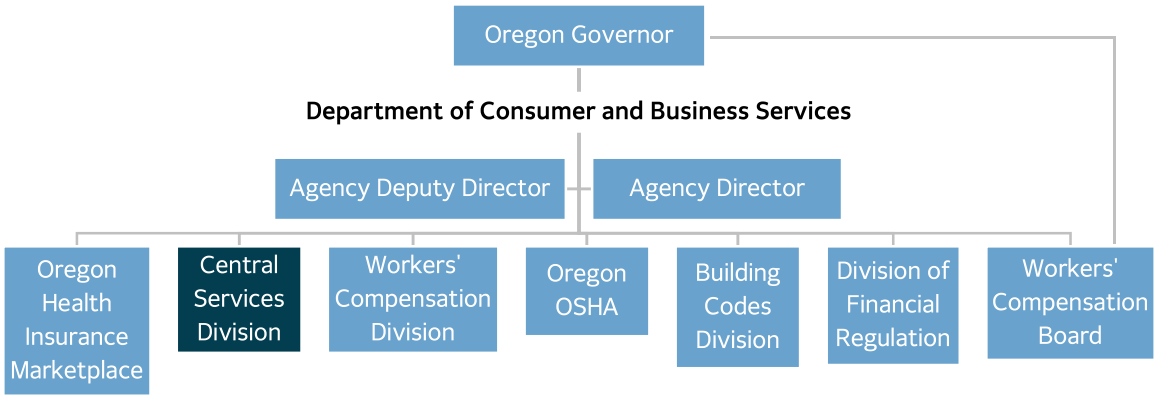

The Department of Consumer and Business Services (DCBS) is Oregon's largest consumer protection and business regulatory agency. As such, DCBS increasingly focuses on IT to support agency initiatives including, but not limited to, electronic application and renewal processes for professional licensees; online systems for businesses to submit assessments, reports, and data to the department; filing complaints; accepting citation appeals; and Workers' Compensation Board transactions. The department was formed in 1993 to serve as an integrated umbrella agency over most state functions affecting businesses to improve efficiency and effectiveness. For the 2021-23 biennium, the agency's budget was over $662 million funding 929 full-time equivalent (FTE) positions.

The mission of DCBS is to protect and serve Oregon's consumers and workers while supporting a positive business climate. The agency serves as a resource to consumers and businesses in areas involving building safety, workplace health and safety, financial services, and health care enrollment.

DCBS has multiple divisions or units, including:

- Building Codes Division;
- Central Services Division;
- Division of Financial Regulation;
- Director's Office;
- Oregon Occupational Safety and Health Division;
- Workers' Compensation Division; and
- Workers' Compensation Board.[1]

The Information Technology and Research Section is located within the Central Services Division

The Information Technology and Research Section (IT&R) designs, develops, and maintains IT applications and infrastructure for all divisions of DCBS. In addition, the section collects, researches, analyzes, and reports data for internal and external use. IT&R consists of four main groups:

- Systems Infrastructure (13 FTE)
- Customer Support & System Maintenance (25 FTE)
- Solution Development & Delivery (20 FTE)
- Research (15 FTE)

In the 2021-23 Governor's Budget, the IT&R section had over $21.6 million allocated for 79 FTE to support agency staff.

State agencies and Enterprise Information Services share responsibility for cybersecurity in Oregon government

In September 2016, the Governor signed Executive Order 16-13, unifying IT security functions for the majority of state agencies in order to protect and secure information entrusted to the State of Oregon.[2] The order directed executive branch agencies to consolidate security functions and staffing

[1] DCBS provides administrative support to the Worker's Compensation Board. The board chair is appointed by the Governor and confirmed by the Legislature.
[2] Executive Order 16-13, "Unifying Cyber Security in Oregon"

into the Office of the State Chief Information Officer, now known as Enterprise Information Services (EIS). In addition, the order instructed agencies to work with the newly consolidated group to develop and implement security plans, rules, policies, and standards adopted by the State Chief Information Officer.

The passage of Senate Bill 90 in June 2017 made the order permanent, resulting in the transfer of 30 security-related positions from state agencies to EIS. 1.5 FTE were transferred from DCBS. To compensate for the loss of security staffing, Cyber Security Services (CSS), the EIS branch responsible for cyber security, intended to assign executive branch agencies a Business Information Security Officer to provide guidance, planning, and security leadership. In the interim period, CSS has provided services to DCBS, including a 2018 assessment of the agency's security controls. EIS, through CSS, conducts vulnerability assessments of state agency information systems to evaluate and respond to the information systems threats.

EIS maintains policy and statewide IT oversight functions. CSS brings together elements of enterprise security — including governance, policy, procedure, and operations — under a single accountable organization. Agencies retain responsibility for many organization-level security controls and work collaboratively with CSS to ensure the confidentiality, availability, and integrity of their sensitive business information. CSS continues to define the division of security responsibilities and functions between its office and agencies.

Audit Results

Our review identified areas where DCBS should improve cybersecurity controls. Specifically, DCBS needs to mature its security management program by establishing a framework for assessing risk, developing and implementing effective security processes and procedures, and monitoring the effectiveness of those processes and procedures.

Additionally, while some sub-controls are partially implemented to various degrees, DCBS lacks fully implemented cybersecurity controls for all six basic foundational CIS controls reviewed. We determined this is largely due to a lack of prioritization for implementing these controls, as most of the weaknesses identified had been previously communicated to DCBS in 2016 and 2018, with limited progress.

We considered the risks posed by publicly releasing any information related to security findings. As part of our consideration, we balanced the need for stakeholders, such as the Legislature, to be informed on critical or systemic IT security issues affecting the State against the need to protect the agency from cybersecurity threats. Consequently, in accordance with ORS 192.345(23) and generally accepted government auditing standards, we excluded some details of the security weaknesses from this public report and provided them to agency management and EIS in a confidential appendix.

DCBS has not fully implemented a security management and compliance program

Security management programs of all executive branch agencies should be collaborative efforts with EIS and CSS. Under this governance structure, CSS is responsible for enterprise information security strategy and planning, while each individual agency is responsible for the development, documentation, and implementation of a security management and compliance program for its specific environment, including workstations and applications.

Effective security management requires agencies to have policies, plans, and procedures that describe the management program and cover all major systems and applications. Detailed roles and responsibilities should be clearly defined. Specifically, agencies should:

- Periodically assess and validate risks;
- Document and implement security control policies and procedures;
- Implement and monitor effective security awareness training;
- Remediate information security weaknesses; and
- Ensure external third-party activities are adequately secured.

We determined that DCBS has established a security management and compliance program, but extensive work remains to ensure that agency systems and data are protected against unauthorized use, disclosure, or modification. Specifically, DCBS needs to mature processes for assessing, validating, and mitigating risks, ensuring third-party activities are secure, and finish documenting security control policies and procedures. This finding is particularly significant because these weaknesses and more have been identified and communicated in two separate confidential assessments in 2016 and 2018 first by the Oregon Audits Division and then by CSS.

While some aspects of IT security have been consolidated within CSS, other aspects of IT security — application security, network vulnerability scanning and monitoring, and patching of servers not hosted by EIS' Data Center Services — remain with the agency. Yet without sufficient staff assigned specifically to security tasks, most critical activities are performed on an ad-hoc basis, potentially hindering DCBS' ability to thoroughly identify and respond to security incidents.

CIS Controls Review

For this audit, we evaluated the implementation level of the agency's cybersecurity control environment against the top six CIS Controls™ and their associated sub-controls. We evaluated each sub-control to provide an assessment of the agency's overall cybersecurity implementation. The charts below illustrate the number of controls evaluated for each control objective, and whether that control is fully implemented, partially implemented, or not implemented.

CIS Control™ 1: Inventory of Authorized and Unauthorized Devices

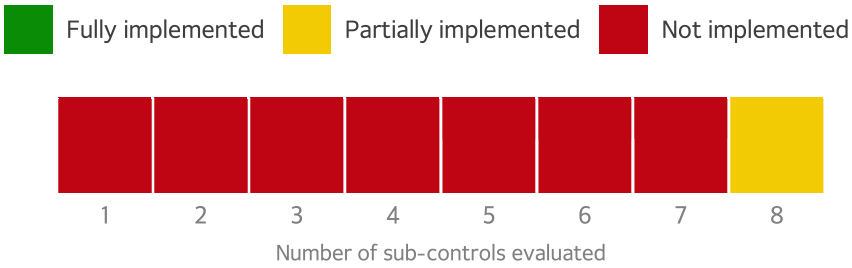

We evaluated DCBS' processes to identify network devices, maintain an updated inventory of hardware devices, and ensure only approved devices can connect to the network. We determined DCBS has not fully implemented any IT controls that would help identify, respond to, or protect its hardware assets so that only authorized devices are given access, and unauthorized and unmanaged devices are found and prevented from gaining access.

Specifically, DCBS does not use automated tools to track and monitor hardware assets. Instead, the agency uses a manual process at the division level to track assets in separate inventories. These inventories are updated with new asset purchases and during annual physical inventories. However, no single, complete inventory of all agency assets is maintained by DCBS, and the processes used may not fully capture all its hardware assets.

Any new device introduced to an agency's network may introduce vulnerabilities. Ensuring only authorized devices have access to information on the agency's network allows IT professionals to identify and remediate vulnerabilities by implementing proper security controls. Without an accurate, up-to-date inventory of authorized hardware devices, the agency cannot actively manage and monitor all devices on the network to ensure that only authorized devices are given access, and unauthorized devices are identified and prevented from gaining access.

CIS Control™ 2: Inventory of Authorized and Unauthorized Software

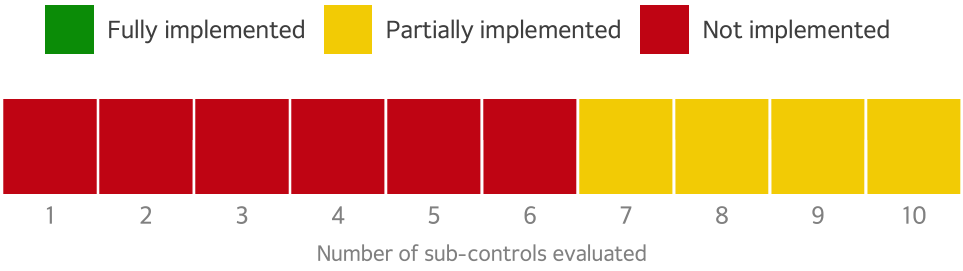

We evaluated DCBS' process to document approved software, segregate high-risk software, and identify software installed on its systems. We determined the agency has some tools in place to identify and track software installed on devices connected to its network, although these tools were primarily directed toward procurement instead of creation of a complete, accurate, agencywide inventory. However, DCBS does use an application portal that limits what software users have access to within its environment. Other weaknesses identified include not having a list of approved software, not integrating hardware and software inventories, and not fully implementing whitelisting to ensure only authorized software could be installed on agency systems. In practice, DCBS does isolate systems that were determined to be riskier.

Controls should be established by implementing software whitelisting, automating software inventory, and monitoring software installations on all systems. Organizations should maintain an inventory of software installed on their computer systems similar to the inventory of hardware assets. Attackers continuously scan targeted organizations looking for vulnerable versions of software to exploit. If an agency does not have a complete, accurate, and up-to-date list of the software authorized to be on its systems, it cannot ensure effective controls are in place to update installed software. Software that is no longer supported by its vendor is especially vulnerable to this type of attack, as patches are no longer developed to remediate vulnerabilities.

In addition, without an inventory of system software, an agency may be unable to identify unauthorized software on its information systems, such as malicious software or software with known vulnerabilities. Attackers can exploit systems with malicious or vulnerable software to gain unauthorized access to the agency's data or disrupt operations. Workstations are also more likely to be either running software that is unnecessary for business purposes, which could introduce potential security flaws, or running malware introduced by an attacker after a system is compromised.

CIS Control™ 3: Continuous Vulnerability Assessment and Remediation

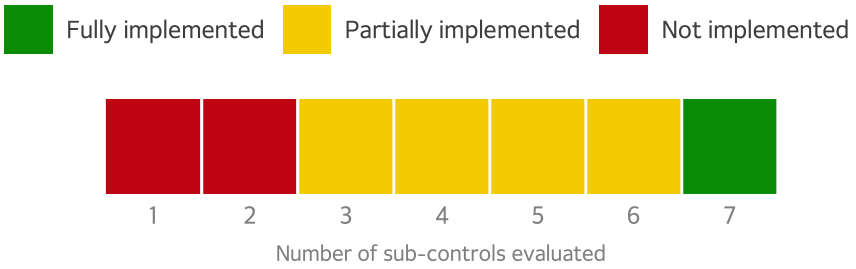

We evaluated DCBS' processes related to continuous vulnerability management, including the use of authenticated vulnerability scans, protection of dedicated assessment accounts, deploying automated operating system and application patch management tools, and comparing back-to-back vulnerability scans.

We found DCBS performs monthly network vulnerability scans, which identifies critical vulnerabilities that may impact its network environment. However, processes to assign, review, and remediate critical vulnerabilities were informal and largely ad-hoc. While EIS' Data Center Services manages most of DCBS' server patch management, we noted the agency does not have reliable processes in place to monitor and ensure that these critical activities take place. While we noted most systems were fully patched, gaps in patch management processes resulted in some systems not receiving critical software updates. Additionally, we noted some systems did not have required anti-virus protection. These were corrected at the time of the audit.

Organizations should be continuously engaged in identifying, remediating, and minimizing security vulnerabilities to ensure their assets are safeguarded. Attackers commonly exploit IT systems that have not been patched with security updates or have other known vulnerabilities. This could compromise the confidentiality, integrity, or availability of agency data. By scanning the network for known vulnerabilities, an agency can identify and prioritize software patching and other remediation activities to ensure these known risks are controlled.

Agency management should ensure processes are in place to be informed of available patches, test those patches for compatibility on the agency's systems, document the basis for the decision whether or not to implement patches, and implement appropriate changes in a timely manner.

CIS Control™ 4: Controlled Use of Administrative Privileges

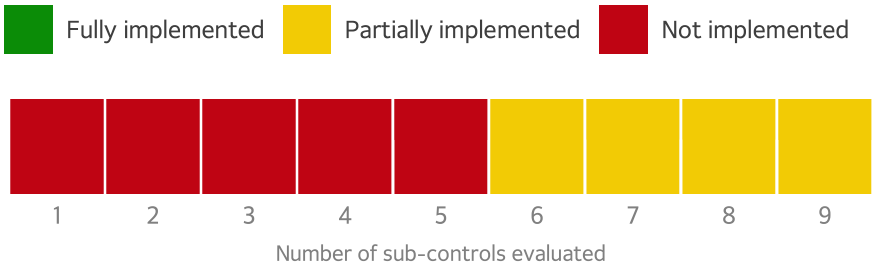

We assessed DCBS' processes and tools used to control access to privileged accounts, log and monitor login activity, and to establish robust authentication procedures.[3]

We found the agency generally lacked processes and procedures for granting, reviewing, monitoring, and terminating access for privileged accounts. Additionally, we found that DCBS lacks a full listing of users with significant access, has insufficient password setting requirements for some servers, has unused accounts that were no longer needed, and lacks multifactor authentication for all administrative accounts.

Management of privileged users should ensure only authorized users are able to perform administrative functions on the agency's information systems. While some users may have authorization to read, edit, or delete data based on their job duties, other users have access to advanced functions such as system control, monitoring, or administrative functions. Actions performed under these administrative accounts may have critical effects on the agency's systems. Therefore, use of accounts with these privileges should be effectively controlled by management, including implementing controls to segregate, manage, and monitor their use.

CIS Control™ 5: Secure Configurations for Hardware and Software on Mobile Devices, Laptops, Workstations, and Servers

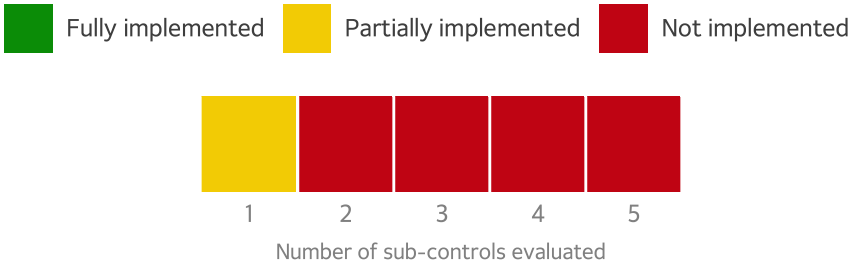

We evaluated DCBS' processes to document and safeguard baseline configurations, deploy secure configurations, and monitor configurations on its network. We noted DCBS has established secure configurations for most end user hardware, including desktops and mobile devices. However, more work is needed to ensure that all servers are appropriately configured. Additionally, we found DCBS

[3] Privileged access refers to the ability of some users to take actions that may affect computing systems, network communications, or the accounts, files, data, or processes of other users. Privileged access implies greater access than the average end user has.

lacks appropriate tools to monitor and automatically redeploy system configurations if settings are inadvertently or maliciously changed.

Organizations should have processes in place to ensure hardware and software are securely configured. This should include verifying that default configurations align with business and security needs to ensure that agency systems are not left vulnerable to attack. The agency should also have configuration management processes in place that address implementing secure system control features at the initiation of the system life cycle. An organization should ensure configurations remain secure as modifications are made to the system. Baselines should be documented so agency personnel can effectively monitor actual configurations to ensure they align with established baselines. Policies and procedures should be in place that address how configuration baselines are managed.

CIS Control™ 6: Maintenance, Monitoring, and Analysis of Audit Logs

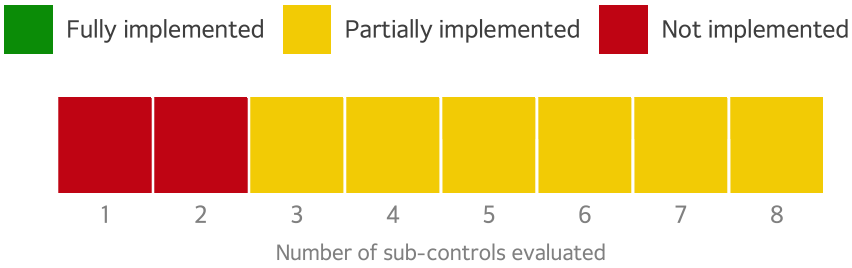

We reviewed DCBS' processes for collecting, managing, and analyzing audit logs of events that could help detect, understand, or recover from an attack. We found logging enabled for most workstations, servers, and network devices. However, we determined that these logs were reviewed on an ad-hoc basis and that not all logs contained the necessary information to fully analyze potential threats.

Additionally, DCBS was found to have centralized logging for some, but not all, devices, and the retention period for all logs was insufficient to meet the statewide standard of three years. Furthermore, the agency relies on two time sources provided by EIS' Data Center Services to ensure audit log time stamps are accurate and has not established a third independent time source as required by the CIS Controls.

Robust logging and log monitoring processes allow organizations to identify and understand inappropriate activity and recover more quickly from an attack. Deficient logging may allow attackers and malicious activity to go undetected for extended periods. Moreover, attackers know that many organizations rarely review log information, allowing attacks to go unnoticed. Agencies should ensure that information systems record complete information for each event. Additionally, processes should be established to ensure these logs are reviewed in a timely fashion to identify inappropriate or unusual activity and remediate security events.

Recommendations

To improve critical cybersecurity controls, we recommend DCBS, in cooperation with CSS:

1. Fully implement an agency security management program to include an established framework and continuous cycle of activity for assessing and mitigating risk, developing and implementing effective security controls and procedures, monitoring the effectiveness of those procedures, and ensuring agency security plans address current IT risks. Track deficiencies and have a plan of action to remediate prior noted risks by external assessments or audits.

2. Remedy weaknesses with CIS Control #1 — Hardware Inventory — by developing written policies and procedures, automating asset discovery and inventory, and implementing hardware authentication controls.

3. Remedy weaknesses with CIS Control #2 — Software Inventory — by developing written policies and procedures, implementing tracking and documentation of approved software and software versions, automating the documentation of DCBS' inventory, ensuring software is supported by its vendor, integrating hardware and software inventories, and implementing software whitelisting.

4. Remedy weaknesses with CIS Control #3 — Vulnerability Assessment — by developing formal policies and procedures, and formally monitoring and tracking the status of identified vulnerabilities to ensure timely remediation.

5. Remedy weaknesses with CIS Control #4 — Privileged Access — by creating processes and procedures for granting privileged access, reviewing privileged access regularly to verify it remains appropriate, maintaining an inventory of administrative accounts, implementing multifactor authentications for all administrative access, and ensuring alerts associated with administrative account activities are timely sent to appropriate staff.

6. Remedy weaknesses with CIS Control #5 — Secure Configurations — by establishing secure configurations for all workstations, servers, and network devices. Establish appropriate monitoring and alerts to ensure all changes to configurations are authorized and appropriate.

7. Remedy weaknesses with CIS Control #6 — Audit Logs — by establishing an adequate number of independent time sources, increasing available log storage size to meet statewide standards, ensuring detailed logging includes all required fields, developing a central logging solution for all agency devices, utilizing available log analytic tools, and automating and formalizing processes for log review for all domains.

Objective, Scope, and Methodology

Objective

Our audit objective was to determine the extent to which DCBS has implemented an appropriate IT security management program as well as selected controls from the Center for Internet Security's CIS Controls™, version 7.1.[4] These controls are a prioritized set of actions that collectively form a defense-in-depth set of best practices to help protect systems and networks from the most common attacks.[5]

Scope

The scope of this work included a review of security management based on FISCAM Security Management criteria, and the first six of the 20 CIS Controls™ in place at DCBS during the second and third quarters of 2021. Cybersecurity experts generally agree that these six "basic" controls should be implemented by all organizations for cyber defense readiness.

Methodology

To assess whether management has established policies and implemented controls to stop cyberattacks that may target the agency, we:

Reviewed:

- IT Policies and procedures;
- External IT risk assessments and audits;
- Hardware asset inventory lists;
- Software asset inventory lists;
- Privileged user access lists; and
- Network diagrams.

Observed:

- Configuration settings;
- Vulnerability scan results;
- Patch management;
- Software installed on workstations; and
- IT processes and ad-hoc activities.

Interviewed:

- IT staff;
- IT managers;
- DCBS' Chief Information Officer; and
- Executive leadership.

[4] Center for Internet Security CIS Controls.
[5] Defense-in-depth refers to the application of multiple countermeasures in a layered or stepwise manner to achieve security objectives.

We considered the risks posed by publicly releasing any information related to security findings. We balanced the need for stakeholders, such as the Legislature, to be informed on critical or systemic IT security issues affecting the State against the need to protect the agency from additional threats. Consequently, in accordance with ORS 192.345(23) and generally accepted government auditing standards, we removed some details of the security weaknesses from the report and provided agency management and EIS a confidential appendix with additional detail and context.

Internal control review

We determined that the following internal controls were relevant to our audit objective.[6]

- Security Management
    - Establish a security management program;
    - Periodically assess and validate risks;
    - Document and implement security control policies and procedures;
    - Implement effective security awareness and other security-related personnel policies;
    - Monitor the effectiveness of the security program;
    - Effectively remediate information security weaknesses; and
    - Ensure that activities performed by external third parties are adequately secure.
- Inventory and Control of Hardware Assets
    - Actively manage (inventory, track, and correct) all hardware devices on the network so that only authorized devices are given access, and unauthorized and unmanaged devices are found and prevented from gaining access.
- Inventory and Control of Software Assets
    - Actively manage (inventory, track, and correct) all software on the network so that only authorized software is installed and can execute, and that all unauthorized and unmanaged software is found and prevented from installation or execution.
- Continuous Vulnerability Management
    - Continuously acquire, assess, and take action on new information in order to identify vulnerabilities, remediate, and minimize the window of opportunity for attackers.
- Controlled Use of Administrative Privileges
    - The processes and tools used to track/control/prevent/correct the use, assignment, and configuration of administrative privileges on computers, networks, and applications.
- Secure Configuration for Hardware and Software on Mobile Devices, Laptops, Workstations and Servers
    - Establish, implement, and actively manage (track, report on, correct) the security configuration of mobile devices, laptops, servers, and workstations

[6] Auditors relied on standards for internal controls from the U.S. Government Accountability Office, report GAO-14-704G.

using a rigorous configuration management and change control process in order to prevent attackers from exploiting vulnerable services and settings.

- Maintenance, Monitoring and Analysis of Audit Logs
    - Collect, manage, and analyze audit logs of events that could help detect, understand, or recover from an attack.

Deficiencies with these internal controls were documented in the results section of this report. Other elements of internal control were not deemed necessary to achieve the objective of the audit and were excluded from scope.

We conducted this performance audit in accordance with generally accepted government auditing standards. Those standards require that we plan and perform the audit to obtain sufficient, appropriate evidence to provide a reasonable basis for our findings and conclusions based on our audit objectives. We believe that the evidence obtained provides a reasonable basis for our findings and conclusions based on our audit objectives.

We sincerely appreciate the courtesies and cooperation extended by officials and employees of DCBS and EIS during the course of this audit.

Audit team
Teresa Furnish, CISA, Audit Manager
Matthew Owens, MBA, CISA, Principal Auditor
Karin Bryant, Staff Auditor
Sheila Faulkner, Staff Auditor

About the Secretary of State Audits Division

The Oregon Constitution provides that the Secretary of State shall be, by virtue of the office, Auditor of Public Accounts. The Audits Division performs this duty. The division reports to the elected Secretary of State and is independent of other agencies within the Executive, Legislative, and Judicial branches of Oregon government. The division has constitutional authority to audit all state officers, agencies, boards and commissions as well as administer municipal audit law.

Oregon
Kate Brown, Governor

Department of Consumer and Business Services
Director's Office
350 Winter Street NE, Room 200
PO Box 14480
Salem, OR 97309-0405
Voice: 503-947-7872
Fax: 503-947-0088
www.dcbs.oregon.gov

October 28, 2021

Kip Memmott, Director
Secretary of State, Audits Division
255 Capitol St. NE, Suite 500
Salem, OR 97310

Director Memmott:

This letter provides a written response to the Audits Division's final draft audit report titled "Department of Consumer and Business Services Cybersecurity Controls Audit."

The Department of Consumer and Business Services (DCBS) appreciates the collaboration demonstrated by the Secretary of State (SOS) during the performance of this audit. We appreciate your partnership and thank you for recognizing where good work is already being done. We welcome the findings in the report as areas for further improvement and are committed to working with our central state partners to fully implement a mature cybersecurity framework.

DCBS complies with Oregon's cybersecurity standards, either through full compliance, mitigating controls, or risk acceptance (particularly in areas outside of DCBS control). As with any government entity, DCBS experiences many attempts to probe our external systems, but successfully identifies and stops these attempts. DCBS has also uncovered and remediated hundreds of software code vulnerabilities to lower the risks of attackers exploiting our applications. DCBS has not had any cybersecurity incidents that have resulted in data breaches or significant system outages in the past five years.

As is typical within any risk management framework and across the state enterprise, some minor risks are accepted in which data and privacy protection are not at stake. These occasional risks are accepted to maintain business operations and address business-side resource or partner constraints. Past audits and assessments accounted for organizational maturity and risk acceptance to temper resultant grading.

The inherent challenges faced by DCBS are similar to other Oregon state organizations. Maturing the DCBS cybersecurity program requires that the organization increase the available resources (staffing and tools), particularly around threat and risk assessment, documentation, inventory detection and management, and monitoring. During this audit, DCBS took active steps to update its existing risk tracking, perform remediation task prioritization, and complete or begin work on several additional (to work already in flight) cybersecurity process and procedure improvements.

DCBS is fully committed to continuing to improve its security stance, protect state systems and data, and reduce risk. As outlined below, we have already responded to several audit findings. We are also establishing an executive oversight committee, led by the agency director and deputy director, to meet regularly with program staff and track compliance with a project plan that will respond to all audit findings. DCBS takes its responsibility as a steward of state systems and data very seriously and appreciates the areas for improvement identified through this audit.

Below is our detailed response to each recommendation in the audit.

RECOMMENDATION 1

Fully implement an agency security management program to include an established framework and continuous cycle of activity for assessing and mitigating risk, developing and implementing effective security controls and procedures, monitoring the effectiveness of those procedures, and ensuring agency security plans address current IT risks. Track deficiencies and have a plan of action to remediate prior noted risks by external assessments or audits.

Agree or Disagree with Recommendation	Target date to complete implementation activities	Name and phone number of specific point of contact for implementation
Agree	Deficiency tracking: **complete** Controls/procedures: **mid-2022** Full program: **end-2023**	Dane Wilson 971-718-2374

Narrative for Recommendation 1

DCBS has an active security management program performed by a risk and compliance analyst and fractions of additional operational staff. Included in this program are an active and creative security awareness program, threat exercise program, incident response plan and playbook, and IT security governance. DCBS also engages in active solution vetting and risk assessments (cloud workbooks, for instance) not measured by the SOS audit, but required by the Cybersecurity Services office (CSS) and the Department of Administrative Services (DAS) Procurement office.

DCBS assesses risk areas operationally and then applies work efforts and operational processes to address risks. This leads to well-protected and monitored environments, while working within the resources available to DCBS.

To make incremental, but continuous, improvement within its resources, DCBS uses severity prioritization to address identified risks and mitigations. DCBS also continuously engages with CSS and leverages CSS programs, utilities, materials, and assessments. Work to improve the DCBS cybersecurity stance has been continuous since June 2016.

DCBS agrees its cybersecurity program can be improved. Based upon this audit, an updated remediation matrix has been created and serves as a tool to log assessment and prioritization of tasks and tracking towards completion. The matrix also facilitates conversations about the progress needed.

DCBS will continue its partnership with EIS and CSS, and speak to the Legislature about the needed resources to accomplish the maturing of its security management program. If no additional resources are forthcoming, DCBS will consult with CSS for guidance on how to best proceed.

RECOMMENDATION 2

Remedy weaknesses with CIS Control #1 — Hardware Inventory — by developing written policies and procedures, automating asset discovery and inventory, and implementing hardware authentication controls.

Agree or Disagree with Recommendation	Target date to complete implementation activities	Name and phone number of specific point of contact for implementation
Agree	Procedures, improved asset discovery/inventory: **end-2022** Fully complete: **mid-2023**	Dane Wilson 971-718-2374

Narrative for Recommendation 2
DCBS is actively working on documenting existing processes and procedures.

DCBS will require new tools and staffing to identify, implement, and operate automated asset discovery, inventory, and hardware authentication. DCBS may have to make organizational process and procedure changes to facilitate a more centralized approach. This is also an enterprise problem and may require partnership with EIS, CSS, and Data Center Services (DCS) to complete.

DCBS agrees this area can be improved. DCBS will develop and implement improved hardware inventory strategies that include an appropriate mix of tools, policies/procedures, and controls by December 2022. This process will mature over time and be carried out in consultation with CSS and input from other Oregon organizations as partners and resources for solutions.

RECOMMENDATION 3

Remedy weaknesses with CIS Control #2 — Software Inventory — by developing written policies and procedures, implementing tracking and documentation of approved software and software versions, automating the documentation of DCBS' inventory, ensuring software is supported by its vendor, integrating hardware and software inventories, and implementing software whitelisting.

Agree or Disagree with Recommendation	Target date to complete implementation activities	Name and phone number of specific point of contact for implementation
Agree	Procedures, approved software, tracking support: **end-2022** Fully complete: **end-2023**	Dane Wilson 971-718-2374

Narrative for Recommendation 3
DCBS is a large agency with multiple lines of business, each with its own program controls, goals, and requirements. This increases the DCBS software portfolio. For instance, DCBS must acquire and support tools used to review building plans, conduct bank examinations, or create work safety training videos.

DCBS already has a software purchasing/vetting process and is restricting allowed mobile device software leveraging our mobile device management (MDM) tool.

Much like recommendation No. 2, continued process improvement will require new or expanded use of existing tools and staffing to identify, implement, and operate automated software discovery, inventory, and track vendor support of products. DCBS may have to make organizational process and procedure changes to facilitate a more centralized approach. This is also an enterprise problem and may require partnership with EIS, CSS, and DCS to complete.

DCBS agrees this area can be improved. DCBS will develop and implement software inventory strategies that include an appropriate mix of automated tools, policies/procedures, and controls by December 2022. This process will also mature over time and in consultations with CSS and input from other Oregon organizations.

RECOMMENDATION 4

Remedy weaknesses with CIS Control #3 — Vulnerability Assessment — by developing formal policies and procedures, and formally monitoring and tracking the status of identified vulnerabilities to ensure timely remediation.

Agree or Disagree with Recommendation	Target date to complete implementation activities	Name and phone number of specific point of contact for implementation
Agree	VM plan: **mid-2022** Fully complete: **end-2022**	Dane Wilson 971-718-2374

Narrative for Recommendation 4
DCBS relies on the CSS vulnerability scanning service. DCBS does not control when CSS reports on vulnerabilities, particularly in relation to system patching for systems hosted at the DCS facilities. This means that monthly reported vulnerabilities are often remediated within the next patching cycle. Enterprise maturity or reporting adjustments may be needed for DCBS to demonstrate improved compliance.

DCBS does initiate separate internal scanning using the same CSS scanning tool. DCBS staff members regularly monitor its systems and platforms, along with consulting industry resources to identify vulnerabilities. Ongoing work occurs to regularly address known vulnerabilities.

User authentication is necessary to access nearly all DCBS data and services. DCBS leverages its virtual computing environment access control and user authentication to provide remote access, multi-factor authentication (MFA), and segmented privileges. DCBS can detect attackers' scans and maintains a high level of vigilance on all systems that are Internet accessible. Most DCBS non-Internet accessible and data resources are protected by layers and are not typically susceptible to external scans; however, support staff monitor them, as well.

DCBS agrees this area can be improved. In partnership with CSS and DCS, DCBS will develop a vulnerability management program plan by April 2022 and implement vulnerability assessment strategies that include an appropriate mix of tools, policies/procedures, and controls that align with the agency's computing and staff resources. DCBS will also improve its monitoring of vendors to ensure remediations and maintenance are applied and operational. This is another area that will mature over time as resources are brought to bear and additional enterprise progress is made.

RECOMMENDATION 5

Remedy weaknesses with CIS Control #4 — Privileged Access — by creating processes and procedures for granting privileged access, reviewing privileged access regularly to verify it remains appropriate, maintaining an inventory of administrative accounts, implementing multifactor authentications for all administrative access, and ensuring alerts associated with administrative account activities are timely sent to appropriate staff.

Agree or Disagree with Recommendation	Target date to complete implementation activities	Name and phone number of specific point of contact for implementation
Agree	Processes, review, and inventory: **mid-2022** Fully complete: **mid-2023**	Dane Wilson 971-718-2374

Narrative for Recommendation 5

User authentication is necessary to access nearly all DCBS data and services. DCBS leverages its virtual computing environment access control and user authentication to provide remote access, MFA, and segmented privileges.

DCBS has prioritized expanding our implementation of MFA. Implementing MFA on DCBS computing resources that are not accessible outside of the DCBS network or to general staff is in progress. This was started before the SOS audit. During the audit period and since, DCBS has continued to advance the number of internal systems that require MFA.

DCBS has also completed an access control project to define role-based access groups across the department. Software requirements were created and proof-of-concept efforts to test software tools were accomplished. Acquisition and implementation of a new access control tool is on hold due to resource constraints.

DCBS agrees this area can be improved. DCBS will assess the resources needed to make improvements. Meanwhile, DCBS will consult with CSS and improve its hybrid manual/automated processes.

RECOMMENDATION 6

Remedy weaknesses with CIS Control #5 — Secure Configurations — by establishing secure configurations for all workstations, servers, and network devices. Establish appropriate monitoring and alerts to ensure all changes to configurations are authorized and appropriate.

Agree or Disagree with Recommendation	Target date to complete implementation activities	Name and phone number of specific point of contact for implementation
Agree	Configuration strategy: **end-2022** Fully complete: **mid-2023**	Dane Wilson 971-718-2374

Narrative for Recommendation 6

DCBS centrally creates, tests, and deploys workstation images. Server images are provided by DCS or derived from the DCS base image for servers managed by DCBS. DCBS leverages the state's network services, so it does not manage network device images.

Improvement in this area will require staff time to enhance the agency's use of existing tools, identify additional tool capabilities, and implement and operate automated configuration management. DCBS may have to make organizational process and procedure changes to facilitate a more centralized approach. This is also an enterprise problem and may require partnership with EIS, CSS, and DCS to complete.

DCBS agrees this area can be improved. DCBS will develop and implement configuration management strategies that include an assessment of automated tools, completion of written policies/procedures, and consultation with CSS about next steps.

RECOMMENDATION 7

Remedy weaknesses with CIS Control #6 — Audit Logs — by establishing an adequate number of independent time sources, increasing available log storage size to meet statewide standards, ensuring detailed logging includes all required fields, developing a central logging solution for all agency devices, utilizing available log analytic tools, and automating and formalizing processes for log review for all domains.

Agree or Disagree with Recommendation	Target date to complete implementation activities	Name and phone number of specific point of contact for implementation
Agree	Time sources, log storage, fields: **end-2022** Fully complete: **mid-2023**	Dane Wilson 971-718-2374

Narrative for Recommendation 7

DCBS partners with CSS to coordinate security event monitoring services using the CSS security analytics tool.

DCBS staff regularly analyze the logs of critical systems to be on the lookout for errors and non-standard activity. DCBS employs a log analysis tool to enhance this work and is setting up dashboards in the tool to enhance log analysis and alerting even more.

DCBS agrees this area can be improved. DCBS will re-examine the state standards on log retention and content, and correct any deviations in our current practices. DCBS does not possess a central logging solution for all devices. This is most likely also an enterprise problem and may require partnership with EIS, CSS, and DCS to complete.

If you have any questions, please contact DCBS Chief Information Officer Dane Wilson at 971-718-2374.

Kind regards,

Andrew R. Stolfi
Director
Department of Consumer and Business Services



OREGON SOS

Secretary of State
Shemia Fagan

OREGON AUDITS DIVISION

Audits Director
Kip Memmott

This report is intended to promote the best possible management of public resources.
Copies may be obtained from:

Oregon Audits Division
255 Capitol St NE, Suite 500
Salem OR 97310

(503) 986-2255
audits.sos@oregon.gov
sos.oregon.gov/audits

Office of the Secretary of State

Shemia Fagan
Secretary of State

Cheryl Myers
Deputy Secretary of State



Audits Division

Kip R. Memmott, MA, CGAP, CRMA
Director

255 Capitol St. NE, Suite 500
Salem, OR 97310

503-986-2255

June 28, 2021

Andrew Stolfi, Director
Department of Consumer and Business Services
350 Winter Street NE
Salem, OR 97309-0405

Dear Mr. Stolfi:

We have completed a review of the Department of Consumer and Business Services' (department) use of the State P-Card of Oregon Transaction System (SPOTS). Our review was part of a periodic review of SPOTS card transactions at state agencies. The purpose of the review was to verify the department had established and implemented internal controls for SPOTS cards in accordance with the Oregon Accounting Manual (OAM) and that SPOTS card purchases complied with OAM requirements.

Procedures

Prior to reviewing transactions, we gained an understanding of SPOTS and the applicable sections of the OAM. SPOTS cards are state-sponsored credit cards that agencies may use to procure and pay for goods and services. The program saves the state time and money because it reduces the need for agencies to issue purchase orders as banks and merchants process most of the paperwork. Agencies that use a SPOTS card to pay for goods and services must follow the Public Contracting Code. In addition, an agency must not use a SPOTS card to avoid the requirement to use a state price agreement.

The OAM requires that transaction documentation be complete and accurate and that expenditures have a reasonable and necessary purpose that aligns with an agency's mission. State policy also requires that state agencies utilize price agreements the Department of Administrative Services (DAS) has entered on behalf of the state to purchase office supplies and other goods and services.

We obtained a download of the department's SPOTS transactions for the period June 25, 2018, to March 31, 2021. We selected monthly statements from agency issued SPOTS cards that indicated a higher risk for misuse or inappropriate purchases such as large dollar purchases or purchases from vendors not generally associated with governmental spending. We verified transactions on each statement agreed to supporting documentation, were in accordance with OAM and department policies, and were an appropriate use of state resources. When necessary, we requested additional information and asked follow-up questions of agency staff.

Results

Generally, we found the department had established controls as required by the OAM, purchases were appropriately documented, and expenditures were an appropriate use of state resources. For exceptions noted, we identified the following opportunities to strengthen internal controls.

- The department should ensure adequate supporting documentation is maintained for purchases to support the transaction amount and proper authorization. We identified the following exceptions: a transaction where travel related purchases exceeded allowable per diem rates and no support was maintained supporting the increase; transactions supported by receipts that were handwritten, incomplete or not itemized; and a purchase under the Preferred Worker Program that required prior agreement with the client, but the department could not provide the signed agreement.
- The department should ensure purchases are allowable and comply with policies outlined in the OAM and program rules. We identified transactions that although not significant in terms of dollar amounts, they either exceed maximum amounts allowable or are not allowed purchases. For example, the payment of car maintenance for program clients and water filters for department use.
- The department should ensure goods or services are received for payments made and that purchases represent a clear business need. We identified some instances of avoidable or unnecessary costs. For example, four lodging reservations were made and paid for, but the department did not use or cancel the reservations. Other instances include the purchases of a car wash and climate control footrests for which the department did not present a clear business need.

Agencies that do not comply with DAS' SPOTS card policy may be removed from the program, resulting in higher procurement costs to the agency. We recommend department management review the opportunities above to strengthen internal controls and ensure SPOTS card users and approvers are adequately trained on minimum documentation requirements, appropriate use of state funds, and applicable SPOTS and department policies.

Other Matter

As part of our review, we tested the transactions and documentation to ensure purchases were made in accordance with applicable laws and rules for state purchasing as well as department policy. We found that for the Preferred Worker Program, department policy contradicts the requirements of the Oregon Revised Statutes for public contracting as well as DAS policy for using the statewide price agreements with selected vendors. Following our inquiries, department management has contacted legal counsel to clarify department policy. We recommend management continue to work with legal counsel to ensure agency policy is in accordance with statute and other statewide policies.

The purpose of this letter is solely to describe the scope of our review and the results of the procedures performed. Because this was a limited review, we were not required to and did not follow generally accepted government auditing standards.

We appreciate your staff's assistance and cooperation during this review. Should you have any questions, please contact Amy Dale, Audit Manager, or Geoff Hill, Principal Auditor, at (503) 986-2255.

Sincerely,

Office of the Secretary of State, Audits Division

State of Oregon

cc: Carolina Marquette, Chief Financial Officer
Lane Foulger, Accounting Services Manager
Michael Campbell, Internal Auditor

Office of the Secretary of State

Shemia Fagan
Secretary of State

Cheryl Myers
Deputy Secretary of State



Audits Division

Kip R. Memmott, MA, CGAP, CRMA
Director

255 Capitol St. NE, Suite 500
Salem, OR 97310

503-986-2255

February 12, 2021

Andrew Stolfi, Director
Department of Consumer and Business Services
350 Winter Street NE
Salem, Oregon 97309

Dear Mr. Stolfi:

We have completed audit work of selected financial accounts at your department for the year ended June 30, 2020. This audit work was not a comprehensive financial audit of the department but was performed as part of our annual audit of the State of Oregon's financial statements. We audited accounts that we determined to be material to the State of Oregon's financial statements.

Internal Control over Financial Reporting

In planning and performing our audit of the financial statements of the State of Oregon as of and for the year ended June 30, 2020, in accordance with auditing standards generally accepted in the United States of America and the standards applicable to financial audits contained in *Government Auditing Standards*, we considered the department's internal control over financial reporting as a basis for designing auditing procedures that are appropriate in the circumstances for the purpose of expressing our opinion on the financial statements of the State of Oregon, but not for the purpose of expressing an opinion on the effectiveness of the department's internal control. Accordingly, we do not express an opinion on the effectiveness of the department's internal control.

A deficiency in internal control exists when the design or operation of a control does not allow management or employees, in the normal course of performing their assigned functions, to prevent, or detect and correct, misstatements on a timely basis. A material weakness is a deficiency, or a combination of deficiencies, in internal control, such that there is a reasonable possibility that a material misstatement of the entity's financial statements will not be prevented or detected and corrected on a timely basis.

Our consideration of internal control was for the limited purpose described above and was not designed to identify all deficiencies in internal control that might be material weaknesses and therefore, material weaknesses may exist that have not been identified. However, as discussed below, we identified certain deficiencies in internal control that we consider to be a material weakness.

Material Weakness

Strengthen controls to ensure complete implementation of new accounting standards

Department management was responsible for implementing Governmental Accounting Standards Board (GASB) pronouncement 84, accounting for fiduciary activities, in fiscal year 2020. This required reclassification of certain fiduciary assets and liabilities into a new reporting framework.

It also required activity associated with the fiduciary assets and liabilities to be captured and reported on a new financial statement titled *Statement of Changes in Fiduciary Net* Position which had previously never been reported under prior GASB requirements. For the department, this fiduciary activity represents securities held on deposit for insurance providers in Oregon. As insurance providers maintain required balances, the corresponding activity is now required to be reported under GASB 84.

We found that the department did not correctly implement GASB 84 due to an incomplete understanding of the new accounting standard. The Department of Administrative Services (DAS) oversees the statewide reporting function and provides guidance to agencies, and it is the responsibility of each agency to understand and implement reporting standards properly. DAS provided a listing of the new GASB 84 transactions to the department, but the department did not record all the transactions because of a misinterpretation of the new standard and DAS's guidance. Not recording the securities activity resulted in a material financial reporting error of over $400 million. Although these activities previously existed, this is the first year the department was required to report them.

We recommend department management allocate adequate resources to implement significant financial reporting changes and ensure complete reporting of fiduciary asset activity in future years.

Other Issue

During the course of our audit, we became aware of the following matter that is considered an opportunity for strengthening internal controls. This matter does not require a written response from management.

Lack of documentation

A strong system of internal controls is comprised of many elements. One element is readily accessible and complete documentation to support financial transactions and account balances. Without strong controls the risk of error or manipulation is elevated. The Oregon Accounting Manual requires all financial transactions to be supported by appropriate documentation that is readily available for examination. Although the accounting department ultimately records the transactions, the need to maintain adequate supporting documentation extends to other divisions of the department.

During the audit, we noted the following instances where adequate documentation either was not readily available or did not exist:

- For accounts receivable, documentation maintained with the accounting transaction included a summary sheet with little detail about the underlying accounts. The individual account detail is contained in other subsidiary systems. For specific accounts selected for review, we were unable to obtain information regarding the origin of the receivable because there are only a few staff with access to the subsidiary system and they were not available to provide the required information.

- For the allowance for uncollectible receivables, some receivables are largely uncollectible for various reasons. When we inquired about how the uncollectible percentage was determined, we were informed it was based on the professional judgment of the overseeing

manager. Although professional judgment is common to determine an uncollectible percentage, there was no documentation of the factors, methodology, or considerations that comprised the professional judgment. After discussions with the manager, we agree with the assessment that the accounts were largely uncollectible. However, maintaining documentation regarding the assessment is important to ensure consistency and continuity within financial transactions.

We recommend department management ensure that adequate documentation or access to documentation exists to readily support financial transactions across the department and all its divisions.

The above material weakness, along with your response, will be included in our Statewide Single Audit Report for the fiscal year ended June 30, 2020. Please prepare a response to the finding and include the following information as part of your corrective action plan:

1) Your agreement or disagreement with the finding. If you do not agree with the audit finding or believe corrective action is not required, include in your response an explanation and specific reasons for your position.
2) The corrective action planned.
3) The anticipated completion date.
4) The name(s) of the contact person(s) responsible for corrective action.

Please provide a response to Amy Dale by March 1, 2021 and provide Rob Hamilton, Statewide Accounting and Reporting Services (SARS) Manager, a copy of your Corrective Action Plan.

The purpose of this letter is solely to describe the scope of our testing of internal control and the result of that testing, and not to provide an opinion on the effectiveness of the department's internal control. This communication is an integral part of an audit performed in accordance with *Government Auditing Standards* in considering the department's internal control**.** Accordingly, this letter is not suitable for any other purpose.

We appreciate your staff's assistance and cooperation during this audit. Should you have any questions, please contact Amy Dale, Audit Manager or Sarah Anderson, Principal Auditor at (503) 986-2255.

Sincerely,

Office of the Secretary of State, Audits Division

cc: Mary Moller, Deputy Director
Blake Johnson, Central Services Division Administrator
Carolina Marquette, Financial Services Manager
Michael Campbell, Chief Internal Auditor
Katy Coba, Director, Department of Administrative Services
Robert Hamilton, SARS Manager, Department of Administrative Services

DCBS | Consumer and Business Services

February 26, 2021

Amy Dale, Audit Manager
Secretary of State, Audits Division
255 Capitol St. NE, Suite 500
Salem, OR 97310

Dear Amy Dale,

This letter provides a written response to the Audits Division's final audit management letter for DCBS FY2020.

Audit Finding:

Material Weakness
Strengthen controls to ensure complete implementation of new accounting standards
Department management was responsible for implementing Governmental Accounting Standards Board (GASB) pronouncement 84, accounting for fiduciary activities, in fiscal year 2020. This required reclassification of certain fiduciary assets and liabilities into a new reporting framework.

It also required activity associated with the fiduciary assets and liabilities to be captured and reported on a new financial statement titled *Statement of Changes in Fiduciary Net* Position which had previously never been reported under prior GASB requirements. For the department, this fiduciary activity represents securities held on deposit for insurance providers in Oregon. As insurance providers maintain required balances, the corresponding activity is now required to be reported under GASB 84.

We found that the department did not correctly implement GASB 84 due to an incomplete understanding of the new accounting standard. The Department of Administrative Services (DAS) oversees the statewide reporting function and provides guidance to agencies, and it is the responsibility of each agency to understand and implement reporting standards properly. DAS provided a listing of the new GASB 84 transactions to the department, but the department did not record all the transactions because of a misinterpretation of the new standard and DAS's guidance. Not recording the securities activity resulted in a material financial reporting error of over $400 million. Although these activities previously existed, this is the first year the department was required to report them.

We recommend department management allocate adequate resources to implement significant financial reporting changes and ensure complete reporting of fiduciary asset activity in future years.

DCBS Response:

DCBS is committed to the standards set forth in the Oregon Accounting Manual (OAM) and by the Governmental Accounting Standards Board (GASB). Our responsibility to properly record all financial transactions is a top priority.

Under state law, insurers operating in Oregon are required to hold securities on deposit at US Bank. These securities are required in order to guarantee the insurer's ability to continue to provide services to Oregonians. The insurers are responsible for all bank fees, and directly receive any interest earned.

In order for DCBS to access these securities, it must receive a court order; these securities are not "cash on hand" at DCBS. The new GASB 84 standard requires DCBS to record activity as insurers enter and exit the Oregon market. The identified financial reporting error is a result of not properly recording the activity of insurers entering or exiting the market, not a loss of funds by DCBS.

DCBS agrees with the recommendation. To this end, the following corrections are being made within Financial Services to improve our implementation of GASB 84:

- The DCBS senior accountant will create a procedure for recording the activities within the securities held in trust, specifically, the financial inflows and outflows in the securities held in trust. The procedure will be drafted, tested, and implemented by March 2021.

- All securities held in trust activities will be recorded quarterly. This will be implemented during the FY 2021 financial reporting period, and completed by fiscal year-end closing.

Please contact Lane Foulger at 503-302-1287 with questions.

Sincerely,

Carolina Marquette, CFO, DCBS

cc: Andrew Stolfi, Director
Mary Moller, Deputy Director
Rob Hamilton, SARS Manager, DAS

Office of the Secretary of State

Shemia Fagan
Secretary of State

Cheryl Myers
Deputy Secretary of State



Audits Division

Kip R. Memmott, MA, CGAP, CRMA
Director

255 Capitol St. NE, Suite 500
Salem, OR 97310

503-986-2255

March 25, 2021

Andrew Stolfi, Director
Department of Consumer and Business Services
350 Winter Street NE
Salem, Oregon 97309

Dear Mr. Stolfi:

We have completed audit work of a selected federal program at the Department of Consumer and Business Services (department) for the year ended June 30, 2020.

Assistance Listing Number	Program Name	Audit Amount
93.423	1332 State Innovation Waivers Program	$ 96,327,339

This audit work was not a comprehensive audit of your federal program. We performed this federal compliance audit as part of our annual Statewide Single Audit. The Single Audit is a very specific and discrete set of tests to determine compliance with federal funding requirements, and does not conclude on general efficiency, effectiveness, or state-specific compliance issues. The Office of Management and Budget (OMB) Compliance Supplement identifies internal control and compliance requirements for federal programs. Auditors review and test internal controls over compliance for all federal programs selected for audit and perform specific audit procedures only for those compliance requirements that are direct and material to the federal program under audit. For the year ended June 30, 2020, we determined whether the department substantially complied with the following compliance requirements relevant to the federal program under audit.

Compliance Requirement	General Summary of Audit Procedures Performed
Activities Allowed or Unallowed	Determined whether federal monies were expended only for allowable activities.
Allowable Costs/Cost Principles	Determined whether charges to federal awards were for allowable costs and that indirect costs were appropriately allocated.
Cash Management	Confirmed program costs were paid for before federal reimbursement was requested, or federal cash drawn in advance was for an immediate need, and applicable interest was reported/remitted.
Suspension and Debarment	Verified that contractors were not suspended, debarred, or otherwise excluded from receiving federal funds.

Reporting	Verified the department submitted financial and performance reports to the federal government in accordance with the grant agreement and that those financial reports were supported by the accounting records.

Internal Control over Compliance

Department management is responsible for establishing and maintaining effective internal control over compliance with the types of compliance requirements referred to above. In planning and performing our audit of compliance, we considered the department's internal control over compliance with the types of requirements that could have a direct and material effect on the major federal program to determine the auditing procedures that are appropriate in the circumstances for the purpose of expressing an opinion on compliance for the major program and to test and report on internal control over compliance in accordance with Title 2 U.S. *Code of Federal Regulations* Part 200*, Uniform Administrative Requirements, Cost Principles, and Audit Requirements for Federal Awards* (Uniform Guidance), but not for the purpose of expressing an opinion on the effectiveness of internal control over compliance. Accordingly, we do not express an opinion on the effectiveness of the department's internal control over compliance.

A *deficiency in internal control over compliance* exists when the design or operation of a control over compliance does not allow management or employees, in the normal course of performing their assigned functions, to prevent, or detect and correct, noncompliance with a type of compliance requirement of a federal program on a timely basis. *A material weakness in internal control over compliance* is a deficiency, or combination of deficiencies, in internal control over compliance, such that there is a reasonable possibility that material noncompliance with a type of compliance requirement of a federal program will not be prevented, or detected and corrected, on a timely basis. A *significant deficiency in internal control over compliance* is a deficiency, or a combination of deficiencies, in internal control over compliance with a type of compliance requirement of a federal program that is less severe than a material weakness in internal control over compliance, yet important enough to merit attention by those charged with governance.

Our consideration of internal control over compliance was for the limited purpose described in the first paragraph of this section and was not designed to identify all deficiencies in internal control over compliance that might be material weaknesses or significant deficiencies. We did not identify any deficiencies in internal control over compliance that we consider to be material weaknesses. However, material weaknesses may exist that have not been identified.

Other Deficiencies

We identified the following other matters that are an opportunity to strengthen internal controls but are not considered to be material weaknesses or significant deficiencies in controls over compliance. These other matters do not require a written response from management.

Implement controls for verifying suspension and debarment

Terms and conditions of the federal award require the department to consult the ineligible parties list and ensure organizations under funding consideration are not ineligible. Department management should maintain effective controls over federal awards to provide reasonable assurance of compliance with the terms and conditions. Payments made to ineligible organizations are considered non-compliant and may be required to be paid back to the federal agency.

Department management indicated they consulted the ineligible parties list to verify recipient organizations were not suspended or debarred prior to disbursing funds. However, the department did not retain documentation of the verification results.

We recommend department management implement a written procedure to verify vendors under funding consideration are not ineligible and retain documentation of the verification.

Improve controls over federal financial reporting

Department management should maintain effective controls over federal awards to ensure quarterly reports are complete, accurate, and supported by adequate documentation. Each year the department submits three quarterly reports one annual report. We reviewed all three quarterly reports and found the department did not maintain sufficient supporting documentation. Additionally, we noted that the report data was submitted to the federal reporting website without independent review. We were able to verify that expenditures reported on the quarterly reports in fiscal year 2020 agreed to the accounting records.

We recommend department management retain documentation that is sufficient to support the completeness and accuracy of quarterly federal financial reports. We also recommend quarterly report data be reviewed prior to submission to ensure accuracy.

The purpose of this communication is solely to describe the scope of our testing of internal control over compliance and the results of that testing based on the requirements of the Uniform Guidance. Accordingly, this communication is not suitable for any other purpose.

We appreciate your staff's assistance and cooperation during this audit. Should you have any questions, please contact Janet Lowrey or Amy Dale at 503-986-2255.

Sincerely,

Office of the Secretary of State, Audits Division

State of Oregon

cc: Carolina Marquette, Financial Services Manager
Lane Foulger, Accounting Services Manager
Chiqui Flowers, OHIM Division Administrator
Joel Payton, DFR Reinsurance Program Analyst
Michael Campbell, Chief Internal Auditor
Katy Coba, Director, Department of Administrative Services
Rob Hamilton, SARS Manager, Department of Administrative Services

Secretary of State
Oregon Audits Division



Department of Consumer and Business Services

Oregon Health Insurance Marketplace
Fiscal Year 2020 Compliance

February 2021

Report 2021-03

Secretary of State Shemia Fagan
Audits Division Director Kip Memmott

Introduction

Background

In March 2015, Senate Bill 1 designated the Department of Consumer and Business Services to operate Oregon's health insurance exchange — an online marketplace that enables individuals and employers to shop, compare plans, and access financial assistance to help pay for insurance coverage.

The Oregon Health Insurance Marketplace (OHIM) is one of only six[1] state-based exchanges that use the federal marketplace platform for eligibility and enrollment (referred to as a SBE-FP).

Complying with the Code of Federal Regulations (CFR) is important to ensure state health exchanges are functioning to allow eligible citizens to enroll in qualified health plans.

Under the terms of the SBE-FP agreement, OHIM is responsible for educating consumers, working with agents and community partners providing consumer assistance, certifying qualified health plans, and maintaining the integrity of data and the security of personal information.

Audit Objectives, Scope, and Methodology

Objectives

The objectives of this audit were to conduct the following for the fiscal year ended June 30, 2020:

- Verify OHIM's compliance with programmatic requirements set forth by 45 CFR part 155;
- Report on compliance as directed by the Centers for Medicare & Medicaid Services (CMS); and
- Fulfill the requirements of a performance audit as directed in Oregon Revised Statute 741.220.

Scope

We performed this audit of the state fiscal year ended June 30, 2020, in accordance with the requirements of 45 CFR part 155 as directed by CMS and clarified by the SBE-FP agreement. Because Oregon utilizes the federal platform for enrollment and eligibility, our scope was limited to verifying compliance with those sections of 45 CFR part 155 applicable to the structure of OHIM as a SBE-FP as follows:

Subpart C — General Functions of an Exchange

.205 Consumer assistance tools and programs of an Exchange

.210 Navigator program standards

.220 Ability of States to permit agents and brokers to assist qualified individuals, qualified employers, or qualified employees enrolling in Qualified Health Plans (QHPs)

.225 Certified application counselors

.260 Privacy and security of personally identifiable information

---

[1] As of November1, 2019, per CMS.gov

Subpart K — Exchange Functions: Certification of QHPs

.1000 Certification standards for QHPs

.1010 Certification process for QHPs

.1020 QHP issuer rate and benefit information

.1030 QHP certification standards related to advance payments of the premium tax credit and cost-sharing reductions

.1040 Transparency in coverage

.1045 Accreditation timeline

.1050 Establishment of Exchange network adequacy standards

.1055 Service area of a QHP

.1065 Stand-alone dental plans

.1075 Recertification of QHPs

.1080 Decertification of QHPs

Methodology

We performed our audit of OHIM's performance by comparing actual operations, practices, and results against the stated requirements of 45 CFR part 155, subparts C and K, and the federal platform agreement with CMS, identifying the specific exchange functions for which Oregon is responsible. We interviewed OHIM personnel and reviewed customer and community partner resources on OHIM's website**.** We performed a review and analysis of OHIM documentation including contracts, agreements, and policies and procedures applicable to the compliance objectives.

We conducted this audit in accordance with generally accepted government auditing standards. Those standards require that we plan and perform the audit to obtain sufficient, appropriate evidence to provide a reasonable basis for our findings and conclusions based on our audit objectives. We believe that the evidence obtained provides a reasonable basis for our findings and conclusions based on our audit objectives.

Auditors from our office, not involved with the audit, reviewed our report for accuracy, checking facts and conclusions against our supporting evidence.

Audit Results

General Functions of an Exchange (Subpart C)

Consumer Assistance Programs

Criteria: OHIM is required, under 45 CFR part 155.205, to establish a toll-free telephone hotline, an up-to-date website, accessibility for individuals with disabilities and those with limited English proficiency, consumer assistance performed by trained assisters, and outreach and education.

Methodology: We reviewed information posted on OHIM's website, the operation of the toll-free telephone hotline, accessibility, training of assisters, and outreach and educational activities.

Navigator Program

Criteria: OHIM is required, under 45 CFR part 155.210(a), to establish a navigator program through which it awards grants to eligible entities or individuals. OHIM program awards grants to community and agent partners and insurance agencies. This partner program provides education, outreach, enrollment, and marketing activities. As a SBE-FP, OHIM must ensure that navigators and partners complete required training and comply with rules of conduct and applicable statutory and regulatory requirements, including consumer assistance, outreach and education, and privacy and security requirements.

Methodology: We reviewed grant agreements and partner contracts to ensure they included required training for key personnel and required privacy and security of personally identifiable and health information. Grantees and partners provide metric reports to OHIM on the outcome of outreach, education, and enrollment activities. We reviewed a selection of these metric reports to ensure they verified participation in these activities.

Agents and Brokers

Criteria: Agents and brokers who assist with enrollment in QHPs must obtain training and register with the federal exchange in advance of providing assistance with enrollment. In accordance with 45 CFR part 155.220, OHIM must limit information provided on its website to include only licensed agents and brokers who have completed training and are registered with CMS.

Methodology: We reviewed a sample of 25 agents and brokers listed on OHIM's "Find Local Help" website for compliance with training and registration requirements.

Certified Application Counselor Program

Criteria: OHIM must have a certified application counselor (CAC) program that complies with 45 CFR part 155.225, and may designate an organization to ensure staff members and volunteers are certified to act as CACs. OHIM has designated the Oregon Department of Human Services (DHS) to assist with administering the community partner program and overseeing CACs.

Under this program, volunteers and staff at local nonprofits or other organizations provide assistance with enrollment. These individuals must complete the required training and certification to perform this function.

Methodology: We reviewed the contract executed between OHIM and DHS for inclusion of federal requirements to train and certify the volunteers and staff of community partners as CACs before providing assistance with QHP applications.

Privacy and Security Safeguards

Criteria: OHIM must establish and implement privacy and security standards and safeguards for personally identifiable information (PII) that are consistent with the principles listed in 45 CFR part 155.260.

Methodology: We reviewed the types of PII OHIM receives, reviewed OHIM policies and procedures, data sharing agreements with partner agencies and CMS, contract agreements, and agency-wide security measures put in place to safeguard unauthorized access to PII.

Conclusion

Based on our review of operations during fiscal year ended June 30, 2020, OHIM complied with requirements applicable to state-based marketplaces using a federal platform under 45 CFR part 155, subpart C.

Exchange Functions: Certification of Qualified Health Plans (Subpart K)

Certification, Recertification, and Decertification of Qualified Health Plans

Criteria: OHIM must establish procedures to certify, recertify, and decertify QHPs consistent with 45 CFR part 155.1000-.1080. OHIM must certify the plans prior to the beginning of open enrollment. If a carrier is no longer in compliance with exchange participation requirements, OHIM may decertify a carrier's plans.

Methodology: We reviewed OHIM's procedures for certifying, recertifying, and decertifying QHPs and insurance carriers. We reviewed the filings of the five carriers offering plans in OHIM for plan year 2020 to verify the carrier's plans were certified prior to open enrollment, and the carrier was licensed to sell insurance in Oregon. No plans were decertified for plan year 2020.

QHP Issuer Justification for Rate Increases

Criteria: OHIM must ensure that QHP issuers submit justification for rate increases in accordance with 45 CFR part 155.1020 prior to increasing rates. OHIM must review and approve the rate increase and provide access to the justification on its website.

Methodology: We reviewed rate increase justifications submitted by the five QHP carriers in OHIM to ensure OHIM reviewed the increases and made the justifications available on their website as required.

Conclusion

Based on our review of operations during fiscal year ended June 30, 2020, OHIM complied with requirements applicable to state-based marketplaces using a federal platform under 45 CFR part 155, subpart K.



Audit Team

Mary Wenger, CPA, Deputy Director

Amy Dale, CPA, Audit Manager

Sarah Anderson, CPA, Principal Auditor

About the Secretary of State Audits Division

The Oregon Constitution provides that the Secretary of State shall be, by virtue of the office, Auditor of Public Accounts. The Audits Division performs this duty. The division reports to the elected Secretary of State and is independent of other agencies within the Executive, Legislative, and Judicial branches of Oregon government. The division has constitutional authority to audit all state officers, agencies, boards and commissions as well as administer municipal audit law.

This report is intended to promote the best possible management of public resources.
Copies may be obtained from:

Oregon Audits Division
255 Capitol St NE, Suite 500 | Salem | OR | 97310

(503) 986-2255
sos.oregon.gov/audits

Oregon Health Insurance Marketplace

FINANCIAL STATEMENTS
For the Fiscal Year Ended June 30, 2020



Department of Consumer and Business Services
350 Winter St. NE
Salem, OR 97309

Table of Contents

FINANCIAL SECTION: **Page**

I. **INDEPENDENT AUDITOR'S REPORT** 1

II. **BASIC FINANCIAL STATEMENTS:**

a. Balance Sheet 3

b. Statement of Revenues, Expenditures, and Changes in Fund Balance 4

c. Notes to the Basic Financial Statements 5

III. **Other Reports:**

a. Report on Internal Control over Financial Reporting and on Compliance and Other Matters 10

Office of the Secretary of State

Shemia Fagan
Secretary of State

Cheryl Myers
Deputy Secretary of State

Audits Division

Kip R. Memmott, MA, CGAP, CRMA
Director

255 Capitol St. NE, Suite 500
Salem, OR 97310

503-986-2255

Independent Auditor's Report

The Honorable Kate Brown, Governor of Oregon
Andrew Stolfi, Director, Oregon Department of Consumer and Business Services

Report on the Financial Statements

We have audited the accompanying financial statements of the Oregon Health Insurance Marketplace, a program of the Department of Consumer and Business Services, State of Oregon, as of and for the year ended June 30, 2020, and the related notes to the financial statements, as listed in the table of contents.

Management's Responsibility for the Financial Statements

Management is responsible for the preparation and fair presentation of these financial statements in accordance with accounting principles generally accepted in the United States of America; this includes the design, implementation, and maintenance of internal control relevant to the preparation and fair presentation of financial statements that are free from material misstatement, whether due to fraud or error.

Auditor's Responsibility

Our responsibility is to express an opinion on the financial statements based on our audit. We conducted our audit in accordance with auditing standards generally accepted in the United States of America and the standards applicable to financial audits contained in *Government Auditing Standards*, issued by the Comptroller General of the United States. Those standards require that we plan and perform the audit to obtain reasonable assurance about whether the financial statements are free from material misstatement.

An audit involves performing procedures to obtain audit evidence about the amounts and disclosures in the financial statements. The procedures selected depend on the auditor's judgment, including the assessment of the risks of material misstatement of the financial statements, whether due to fraud or error. In making those risk assessments, the auditor considers internal control relevant to the entity's preparation and fair presentation of the financial statements in order to design audit procedures that are appropriate in the circumstances, but not for the purpose of expressing an opinion on the effectiveness of the entity's internal control. Accordingly, we express no such opinion. An audit also includes evaluating the appropriateness of accounting policies used and the reasonableness of significant accounting estimates made by management, as well as evaluating the overall presentation of the financial statements.

We believe that the audit evidence we have obtained is sufficient and appropriate to provide a basis for our audit opinion.

Opinion
In our opinion, the financial statements referred to above present fairly, in all material respects, the respective financial position of the Oregon Health Insurance Marketplace, a program of the Department of Consumer and Business Services, State of Oregon, as of June 30, 2020, and the respective changes in financial position thereof for the year then ended in accordance with accounting principles generally accepted in the United States of America.

Emphasis of Matter
As discussed in Note 1, the financial statements of the Oregon Health Insurance Marketplace, a program of the Department of Consumer and Business Services, State of Oregon, are intended to present the financial position and the changes in financial position of only that portion of the Department of Consumer and Business Services that is attributable to the transactions of the Oregon Health Insurance Marketplace. They do not purport to, and do not, present fairly the financial position of the State of Oregon or the Department of Consumer and Business Services as of June 30, 2020, or the changes in its financial position for the year then ended in accordance with accounting principles generally accepted in the United States of America. Our opinion is not modified with respect to this matter.

Other Reporting Required by *Government Auditing Standards*
In accordance with *Government Auditing Standards*, we have also issued our report dated January 15, 2021, on our consideration of the Oregon Health Insurance Marketplace's internal control over financial reporting and on our tests of its compliance with certain provisions of laws, regulations, contracts, and grant agreements and other matters. The purpose of that report is solely to describe the scope of our testing of internal control over financial reporting and compliance and the results of that testing, and not to provide an opinion on the effectiveness of the Oregon Health Insurance Marketplace's internal control over financial reporting or on compliance. That report is an integral part of an audit performed in accordance with *Government Auditing Standards* in considering the Oregon Health Insurance Marketplace's internal control over financial reporting and compliance.

Office of the Secretary of State, Audits Division

State of Oregon
January 15, 2021

THE OREGON HEALTH INSURANCE MARKETPLACE (OHIM)

Balance Sheet
Governmental Fund
June 30, 2020

		2020
ASSETS		
Cash and Cash Equivalents	$	8,469,938
Accounts Receivable		266,682
Total Assets	$	8,736,620
LIABILITIES AND FUND BALANCE		
Liabilities:		
Accounts Payable	$	1,383
Due to Other Funds		162,386
Other Current Liabilities		92,652
Total Liabilities		256,421
Fund Balance:		
Restricted for Health Insurance Marketplace		8,480,199
Total Fund Balance		8,480,199
Total Liabilities, and Fund Balance	$	8,736,620

The notes to the financial statements are an integral part of this statement.

THE OREGON HEALTH INSURANCE MARKETPLACE (OHIM)

Statement of Revenues, Expenditures and Changes in Fund Balance
Governmental Fund
For the Year Ended June 30, 2020

		2020
Revenues:		
Assessments	$	6,686,233
Interest and Investments		204,946
Other Revenue		185
Total Revenues		6,891,364
Expenditures:		
Current:		
Salaries and Wages		2,471,121
Services and Supplies		3,715,461
Special Payments		626,628
Capital Outlay		24,746
Total Expenditures		6,837,956
Excess (Deficiency) of Revenues Over (Under) Expenditures		53,408
Net Change in Fund Balance		53,408
Fund Balances - Beginning		8,426,791
Fund Balances - Ending	$	8,480,199

The notes to the financial statements are an integral part of this statement.

Note 1 – Summary of Significant Accounting Policies

A – Purpose of Organization

The Patient Protection and Affordable Care Act (ACA) of 2010 required each state to establish a health insurance marketplace, an online marketplace that enables individuals and employers to shop, compare plans, and access financial assistance to help pay for insurance coverage. States were permitted to implement their own marketplaces (referred to as state-based marketplaces or SBMs), choose to have a hybrid marketplace (referred to as state-based marketplaces using the federal platform or SBM-FPs), or states could elect to participate in the federal marketplace (referred to as the federally facilitated marketplace or FFM). Oregon first elected to implement a state-based marketplace to meet the unique needs of Oregonians and its insurance market. In late 2014, Oregon transitioned into a SBM-FP.

In 2011, Senate Bill 99 established the Oregon Health Insurance Exchange Corporation (Cover Oregon) as a public corporation to be governed by a board of directors. Upon implementation, Cover Oregon was fully dependent on federal grant funding for its operational expenditures through Dec. 31, 2014, and partially thereafter.

In 2015, SB 1 abolished Cover Oregon and its board of directors, and transferred its duties, functions, and powers to the Department of Consumer and Business Services (DCBS), an existing state agency. The SBM-FP, within DCBS – Oregon Health Insurance Marketplace (OHIM) – currently is fully self-funded, using per-member-per-month (PMPM) assessments for operations. These financial statements are representative of OHIM only, a program within DCBS.

SB 1 also established the Health Insurance Exchange Fund, also known as the Marketplace Fund. Oregon Revised Statute 741 restricts the use of these funds to the operation of OHIM. The Marketplace Fund is a special revenue fund that is used to account for and report the proceeds of specific revenue sources that are restricted or committed to expenditure for specified purposes other than debt service or capital projects. The activities of this fund are rolled up into the Consumer Protection special revenue fund for the statewide financial reporting purposes.

B – Basis of Accounting

The accompanying financial statements of the Oregon Health Insurance Marketplace are reported using the current financial resources measurement focus and the modified accrual basis of accounting. These financial statements have been prepared in conformity with Generally Accepted Accounting Principles (GAAP) in the United States of America for governmental funds.

Revenues are recognized when they are both measurable and available. Revenues are considered available when they are collectible within the current year or soon enough thereafter to pay liabilities existing at the end of the year. For this purpose, revenues are considered available if they are collected within 90 days of the end of the current fiscal year. Expenditures

generally are recognized when a liability is incurred, as under accrual accounting. Revenues for OHIM come from PMPM assessments from insurance carriers that participate in the OHIM program.

Accordingly, revenues are recorded when earned, and expenditures are recorded when a liability is incurred, regardless of when cash was received or paid.

C – Deposits and Investments

Cash deposits that are held in a cash management or investment pool are classified as cash and cash equivalents when the pool has the general characteristics of a demand deposit account. Cash and cash equivalents consist of cash and investments held by the office of the State Treasurer in the Oregon Short Term Fund (OSTF). Additional information about the OSTF can be found in the OSTF financial statements at https://www.oregon.gov/treasury/public-financial-services/oregon-short-term-funds/pages/default.aspx

D – Receivables & Payables

Receivables consist of revenues earned or accrued in the current period and are shown net of estimated uncollectable accounts. Payables consist of amounts owed to vendors for operational expenditures and other state agencies for services received.

E – Use of Estimates

OHIM used estimates and assumptions in preparing financial statements in accordance with GAAP. The preparation of the financial statements required management to make certain estimates and assumptions that affect the reported amounts of assets and liabilities at the date of the financial statements, and the reported amounts of revenues and expenditures during the reporting period. As such, actual results could differ from the estimates included in the accompanying financial statements.

F –Fund Balance

The difference between assets and liabilities, plus deferred inflows of resources, is labeled “Fund Balance” on the financial statements. The Health Insurance Exchange Fund balance is restricted. Restricted fund balances are the result of constraints imposed by the law through constitutional provisions or enabling legislation or by parties outside state government, such as creditors, grantors, contributions, or laws or regulations of other governments.

Note 2 – Deposits and Investments

OHIM Participation in the Oregon Short Term Fund Held at Treasury

The Oregon State Treasury maintains the Oregon Short-Term Fund (OSTF), a cash and investment pool that is available for use by the Marketplace Fund. Because the pool operates as a demand deposit account, the Marketplace Fund portion of the OSTF is classified on the financial statements as cash and cash equivalents.

Custodial Credit Risk for Deposits

The custodial credit risk for deposits is the risk that, in the event of a depository financial institution failure, OHIM will not be able to recover deposits that are in the possession of an outside party. OHIM does not hold any deposits or investments outside of the Oregon State Treasury. Deposits held by the Oregon State Treasury are either insured or collateralized under the Public Funds Collateralization Program. For more information, refer to the Oregon State Treasury financial statements at https://www.oregon.gov/treasury/news-data/pages/treasury-news-reports.aspx Banking regulations and Oregon law establish the insurance and collateral requirements for deposits in the OSTF.

The OHIM bank balance at the Oregon State Treasury was $8,145,781 as of June 30, 2020.

Investments

OHIM has investments only in OSTF held by the Oregon State Treasury.

Note 3 – Receivables and Payables

Receivables
The following table disaggregates receivable balances reported in the financial statements as accounts and other receivables at June 30, 2020.

Receivables		Accounts	Other	
Governmental Activities		Receivable	Receivable	Total
Insurer assessment receivable	$	254,682	166,046	420,728
Allowance for doubtful accounts			(166,046)	(166,046)
McGuireWoods Reimbursement		12,000		12,000
Total Receivable, net	$	266,682	-	266,682

Payables
The following table disaggregates payable balances reported in the financial statements as accounts payable and other current liabilities at June 30, 2020.

Payables Governmental Activities		Accounts Payable	Other Current Liabilities	Total
General Operation	$	1,383	38,346	39,729
Special Payment		-	54,306	54,306
Total Payable	$	1,383	92,652	94,035

Note 4 – Risk Management

OHIM is subject to the risk of loss from various events, including, but not limited to, natural disasters, destruction of assets, errors, omission, and injuries to employees. To mitigate the risk of loss from various events, OHIM participates in and is covered under the State of Oregon's self-insurance and commercial insurance program as administered by the Department of Administration Services (DAS) Enterprise Goods and Services Division, Risk Management Section. As such, OHIM is responsible to provide updated property, equipment, and fixture values to DAS Risk Management.

Note 5 – Assessment Revenue

Each year by March 31, the per-member-per-month medical and dental assessment rates need to be set for qualified health plans sold through the federal exchange. The rates are set to cover OHIM's planned expenditures for that plan year. There is a risk to assessment revenues from federal or legal actions that may reduce enrollment in qualified health plans. In calendar year 2016, the medical and dental rates were $9.66 and 97 cents, respectively. In calendar year 2017, the medical and dental rates were reduced to $6.00 and 57 cents, respectively, due to reductions in expenditures. For calendar years 2018 and 2019, the rates remained the same at $6.00 and 57 cents. For calendar year 2020, the rates will be reduced to $5.50 for medical and 36 cents for dental. For calendar year 2021, the rates will remain at $5.50 for medical and 36 cents for dental.

Note 6 – Insurance Providers Rebate

Oregon Revised Statute (ORS) 741.105(3)(b) limits OHIM's fund balance to six months of expenditures. Anything beyond six months of expenditures will be credited to insurers in a manner described in Oregon Administrative Rule (OAR) 945-030-0020. The distribution of the credit is based on the billing date and billed amounts during the 2017-19 biennium for firms that were offering plans through the end of the biennium. The monthly credit is the total rebate, per insurer, divided over 12 months. The 2019-21 biennium total rebate for insurance providers is $4,163,014.75. Of the total 2019-21 biennium rebate, $2,081,514.00 was for January through June of FY2020.

Note 7 – Fund Sweep

In 2019, the Oregon Legislature passed House Bill 2377. Section 5 of the bill requires the OHIM to transfer $3,800,000.00 to the State of Oregon General Fund on May 31, 2021.

Note 8 – Proposed Transfer of OHIM program to the Oregon Health Authority (OHA)

DCBS has submitted its 2021-23 Agency Request Budget (ARB), which includes policy package No. 103 *HIM transfer to OHA*. Policy package No. 103 recommends the transfer of the OHIM program and its resources and liabilities to OHA. If approved by the 2021 Legislature, a project manager from each agency will be appointed to develop a project plan, including timeline for planning and implementation. There are no changes in services to the public if the transfer is complete. This policy proposal has not yet been adopted by the legislature at the time of issuing these financial statements.

Office of the Secretary of State

Shemia Fagan
Secretary of State

Cheryl Myers
Deputy Secretary of State

Audits Division

Kip R. Memmott, MA, CGAP, CRMA
Director

255 Capitol St. NE, Suite 500
Salem, OR 97310

503-986-2255

Independent Auditor's Report on Internal Control Over Financial Reporting and on Compliance and Other Matters Based on an Audit of Financial Statements Performed in Accordance with *Government Auditing Standards*

The Honorable Kate Brown, Governor of Oregon
Andrew Stolfi, Director, Oregon Department of Consumer and Business Services

We have audited, in accordance with the auditing standards generally accepted in the United States of America and the standards applicable to financial audits contained in *Government Auditing Standards* issued by the Comptroller General of the United States, the financial statements of the Oregon Health Insurance Marketplace (OHIM), a program of the Department of Consumer and Business Services (the department), State of Oregon, as of and for the year ended June 30, 2020, and the related notes to the financial statements, which collectively comprise OHIM's basic financial statements, and have issued our report thereon dated January 15, 2021.

Internal Control Over Financial Reporting

In planning and performing our audit of the financial statements, we considered the department's internal control over financial reporting for OHIM to determine the audit procedures that are appropriate in the circumstances for the purpose of expressing our opinion on the financial statements, but not for the purpose of expressing an opinion on the effectiveness of the department's internal control. Accordingly, we do not express an opinion on the effectiveness of the department's internal control.

A *deficiency in internal control* exists when the design or operation of a control does not allow management or employees, in the normal course of performing their assigned functions, to prevent, or detect and correct, misstatements on a timely basis. A *material weakness* is a deficiency, or a combination of deficiencies, in internal control such that there is a reasonable possibility that a material misstatement of the entity's financial statements will not be prevented, or detected and corrected on a timely basis. A *significant deficiency* is a deficiency, or a combination of deficiencies, in internal control that is less severe than a material weakness, yet important enough to merit attention by those charged with governance.

Our consideration of internal control was for the limited purpose described in the first paragraph of this section and was not designed to identify all deficiencies in internal control that might be material weaknesses or significant deficiencies. Given these limitations, during our audit we did not identify any deficiencies in internal control that we consider to be material weaknesses. However, material weaknesses may exist that have not been identified.

Compliance and Other Matters

As part of obtaining reasonable assurance about whether the OHIM's financial statements are free from material misstatement, we performed tests of its compliance with certain provisions of laws, regulations, contracts, and grant agreements, noncompliance with which could have a direct and material effect on the determination of financial statement amounts. However, providing an opinion on compliance with those provisions was not an objective of our audit, and accordingly, we do not express such an opinion. The results of our tests disclosed no instances of noncompliance or other matters that are required to be reported under *Government Auditing Standards*.

Purpose of this Report

The purpose of this report is solely to describe the scope of our testing of internal control and compliance and the result of that testing, and not to provide an opinion on the effectiveness of the entity's internal control or on compliance. This report is an integral part of an audit performed in accordance with *Government Auditing Standards* in considering the entity's internal control and compliance. Accordingly, this communication is not suitable for any other purpose.

Office of the Secretary of State, Audits Division

State of Oregon
January 15, 2021

Oregon Health Insurance Marketplace

FINANCIAL STATEMENTS
For the Fiscal Year Ended June 30, 2021



Department of Consumer and Business Services
350 Winter St. NE
Salem, OR 97309

Table of Contents

FINANCIAL SECTION: **Page**

I. **INDEPENDENT AUDITOR'S REPORT** 1

II. **BASIC FINANCIAL STATEMENTS:**

a. Balance Sheet 3

b. Statement of Revenues, Expenditures, and Changes in Fund Balance 4

c. Notes to the Basic Financial Statements 5

III. **Other Reports:**

a. Report on Internal Control over Financial Reporting and on Compliance and Other Matters 10

Shemia Fagan Secretary of State
Cheryl Myers Deputy Secretary of State, Tribal Liaison
Kip Memmott Audits Director

Independent Auditor's Report

The Honorable Kate Brown
Governor of Oregon

Andrew Stolfi
Director, Oregon Department of Consumer and Business Services

Report on the Financial Statements

We have audited the accompanying financial statements of the Oregon Health Insurance Marketplace, a governmental fund of the State of Oregon, Department of Consumer and Business Services, as of and for the year ended June 30, 2021, and the related notes to the financial statements, as listed in the table of contents.

Management's Responsibility for the Financial Statements

Management is responsible for the preparation and fair presentation of these financial statements in accordance with accounting principles generally accepted in the United States of America; this includes the design, implementation, and maintenance of internal control relevant to the preparation and fair presentation of financial statements that are free from material misstatement, whether due to fraud or error.

Auditor's Responsibility

Our responsibility is to express an opinion on these financial statements based on our audit. We conducted our audit in accordance with auditing standards generally accepted in the United States of America and the standards applicable to financial audits contained in *Government Auditing Standards*, issued by the Comptroller General of the United States. Those standards require that we plan and perform the audit to obtain reasonable assurance about whether the financial statements are free from material misstatement.

An audit involves performing procedures to obtain audit evidence about the amounts and disclosures in the financial statements. The procedures selected depend on the auditor's judgment, including the assessment of the risks of material misstatement of the financial statements, whether due to fraud or error. In making those risk assessments, the auditor considers internal control relevant to the entity's preparation and fair presentation of the financial statements in order to design audit procedures that are appropriate in the circumstances, but not for the purpose of expressing an opinion on the effectiveness of the entity's internal control. Accordingly, we express no such opinion. An audit also

includes evaluating the appropriateness of accounting policies used and the reasonableness of significant accounting estimates made by management, as well as evaluating the overall presentation of the financial statements.

We believe that the audit evidence we have obtained is sufficient and appropriate to provide a basis for our audit opinion.

Opinion

In our opinion, the financial statements referred to above present fairly, in all material respects, the respective financial position of the Oregon Health Insurance Marketplace, a governmental fund of the State of Oregon, Department of Consumer and Business Services, as of June 30, 2021, and the respective changes in financial position thereof for the year then ended in accordance with accounting principles generally accepted in the United States of America.

Emphasis of Matter

As discussed in Note 1, the financial statements present only the Oregon Health Insurance Marketplace a governmental fund of the State of Oregon, Department of Consumer and Business Services, and do not purport to, and do not, present fairly the financial position of the State of Oregon or the Department of Consumer and Business Services as of June 30, 2021, or the changes in its financial position for the year then ended in accordance with accounting principles generally accepted in the United States of America. Our opinion is not modified with respect to this matter.

Other Reporting Required by *Government Auditing Standards*

In accordance with *Government Auditing Standards*, we have also issued our report dated April 28, 2022, on our consideration of the Department of Consumer and Business Services' internal control over financial reporting and on our tests of its compliance with certain provisions of laws, regulations, contracts, and grant agreements and other matters. The purpose of that report is solely to describe the scope of our testing of internal control over financial reporting and compliance and the results of that testing, and not to provide an opinion on the effectiveness of the Department of Consumer and Business Services' internal control over financial reporting or on compliance. That report is an integral part of an audit performed in accordance with *Government Auditing Standards* in considering the Oregon Health Insurance Marketplace's internal control over financial reporting and compliance.

Office of the Secretary of State, Audits Division

State of Oregon
April 28, 2022

THE OREGON HEALTH INSURANCE MARKETPLACE (OHIM)

Balance Sheet
Governmental Fund
June 30, 2021

		2021
ASSETS		
Cash and Cash Equivalents	$	5,767,246
Accounts Receivable		299,688
Total Assets	$	6,066,934
LIABILITIES AND FUND BALANCE		
Liabilities:		
Accounts Payable	$	25,150
Due to Other Funds		100,965
Other Current Liabilities		166,779
Total Liabilities		292,894
Fund Balance:		
Restricted for Health Insurance Marketplace		5,774,040
Total Fund Balance		5,774,040
Total Liabilities, and Fund Balance	$	6,066,934

The notes to the financial statements are an integral part of this statement.

THE OREGON HEALTH INSURANCE MARKETPLACE (OHIM)

Statement of Revenues, Expenditures and Changes in Fund Balance
Governmental Fund
For the Year Ended June 30, 2021

		2021
Revenues:		
Assessments	$	6,326,278
Interest and Investments		70,841
Federal Revenue		31,569
Total Revenues		6,428,688
Expenditures:		
Current:		
Salaries and Wages		2,353,076
Services and Supplies		2,375,843
Special Payments		656,664
Total Expenditures		5,385,583
Excess (Deficiency) of Revenues Over (Under) Expenditures		1,043,105
Other Financing Sources (Uses):		
Transfer to General Fund (Note 7)		(3,800,000)
Total Other Financing Sources (Uses):		(3,800,000)
Net Change in Fund Balance		(2,756,895)
Fund Balances - Beginning		8,480,199
Prior Period Adjustment (Note 9)		50,736
Fund Balances - Adjusted		8,530,935
Fund Balances - Ending	$	5,774,040

The notes to the financial statements are an integral part of this statement.

Note 1 – Summary of Significant Accounting Policies

A – Purpose of Organization

The Patient Protection and Affordable Care Act (ACA) of 2010 required each state to establish a health insurance marketplace, an online marketplace that enables individuals and employers to shop, compare plans, and access financial assistance to help pay for insurance coverage. States were permitted to implement their own marketplaces (referred to as state-based marketplaces or SBMs), choose to have a hybrid marketplace (referred to as state-based marketplaces using the federal platform or SBM-FPs), or states could elect to participate in the federal marketplace (referred to as the federally facilitated marketplace or FFM). Oregon first elected to implement a state-based marketplace to meet the unique needs of Oregonians and its insurance market. In late 2014, Oregon transitioned into a SBM-FP.

In 2011, Senate Bill 99 established the Oregon Health Insurance Exchange Corporation (Cover Oregon) as a public corporation to be governed by a board of directors. Upon implementation, Cover Oregon was fully dependent on federal grant funding for its operational expenditures through Dec. 31, 2014, and partially thereafter.

In 2015, SB 1 abolished Cover Oregon and its board of directors, and transferred its duties, functions, and powers to the Department of Consumer and Business Services (DCBS), an existing state agency. The SBM-FP, within DCBS – Oregon Health Insurance Marketplace (OHIM) – currently is fully self-funded, using per-member-per-month (PMPM) assessments for operations. These financial statements are representative of OHIM only, a program within DCBS.

SB 1 also established the Health Insurance Exchange Fund, also known as the Marketplace Fund. Oregon Revised Statute 741 restricts the use of these funds to the operation of OHIM. The Marketplace Fund is a special revenue fund that is used to account for and report the proceeds of specific revenue sources that are restricted or committed to expenditure for specified purposes other than debt service or capital projects. The activities of this fund are rolled up into the Consumer Protection special revenue fund for the statewide financial reporting purposes.

B – Basis of Accounting

The accompanying financial statements of the Oregon Health Insurance Marketplace are reported using the current financial resources measurement focus and the modified accrual basis of accounting. These financial statements have been prepared in conformity with Generally Accepted Accounting Principles (GAAP) in the United States of America for governmental funds.

Revenues are recognized when they are both measurable and available. Revenues are considered available when they are collectible within the current year or soon enough thereafter to pay liabilities existing at the end of the year. For this purpose, revenues are considered available if they are collected within 90 days of the end of the current fiscal year. Expenditures

generally are recognized when a liability is incurred, as under accrual accounting. Revenues for OHIM come from PMPM assessments from insurance carriers that participate in the OHIM program.

Accordingly, revenues are recorded when earned, and expenditures are recorded when a liability is incurred, regardless of when cash was received or paid.

C – Deposits and Investments

Cash deposits that are held in a cash management or investment pool are classified as cash and cash equivalents when the pool has the general characteristics of a demand deposit account. Cash and cash equivalents consist of cash and investments held by the office of the State Treasurer in the Oregon Short Term Fund (OSTF). Additional information about the OSTF can be found in the OSTF financial statements at https://www.oregon.gov/treasury/public-financial-services/oregon-short-term-funds/pages/default.aspx

D – Receivables & Payables

Receivables consist of revenues earned or accrued in the current period and are shown net of estimated uncollectable accounts. Payables consist of amounts owed to vendors for operational expenditures and other state agencies for services received.

E – Use of Estimates

OHIM used estimates and assumptions in preparing financial statements in accordance with GAAP. The preparation of the financial statements required management to make certain estimates and assumptions that affect the reported amounts of assets and liabilities at the date of the financial statements, and the reported amounts of revenues and expenditures during the reporting period. As such, actual results could differ from the estimates included in the accompanying financial statements.

F – Fund Balance

The difference between assets and liabilities, plus deferred inflows of resources, is labeled “Fund Balance” on the financial statements. The Health Insurance Exchange Fund balance is restricted. Restricted fund balances are the result of constraints imposed by the law through constitutional provisions or enabling legislation or by parties outside state government, such as creditors, grantors, contributions, or laws or regulations of other governments.

Note 2 – Deposits and Investments

OHIM Participation in the Oregon Short-Term Fund Held at Treasury

The Oregon State Treasury maintains the Oregon Short-Term Fund (OSTF), a cash and investment pool that is available for use by the Marketplace Fund. Because the pool operates as a demand deposit account, the Marketplace Fund portion of the OSTF is classified on the financial statements as cash and cash equivalents.

Custodial Credit Risk for Deposits

The custodial credit risk for deposits is the risk that, in the event of a depository financial institution failure, OHIM will not be able to recover deposits that are in the possession of an outside party. OHIM does not hold any deposits or investments outside of the Oregon State Treasury. Deposits held by the Oregon State Treasury are either insured or collateralized under the Public Funds Collateralization Program. For more information, refer to the Oregon State Treasury website at https://www.oregon.gov/treasury/public-financial-services/public-depository-information/pages/default.aspx. Banking regulations and Oregon law establish the insurance and collateral requirements for deposits in the OSTF.

The OHIM bank balance at the Oregon State Treasury was $4,939,724 as of June 30, 2021.

Investments

OHIM has investments only in OSTF held by the Oregon State Treasury.

Note 3 – Receivables and Payables

Receivables
The following table disaggregates receivable balances reported in the financial statements as accounts and other receivables at June 30, 2021.

Receivables		Accounts	Other	
Governmental Activities		Receivable	Receivable	Total
Insurer assessment receivable	$	290,688	166,046	456,734
Allowance for doubtful accounts			(166,046)	(166,046)
McGuireWoods Reimbursement		9,000		9,000
Total Receivable, net	$	299,688	-	299,688

Payables
The following table disaggregates payable balances reported in the financial statements as accounts payable and other current liabilities at June 30, 2021.

Payables Governmental Activities		Accounts Payable	Other Current Liabilities	Total
General Operation	$	7,162	131,622	138,784
Special Payment		17,988	35,157	53,145
Total Payable	$	25,150	166,779	191,927

Note 4 – Risk Management

OHIM is subject to the risk of loss from various events, including, but not limited to, natural disasters, destruction of assets, errors, omission, and injuries to employees. To mitigate the risk of loss from various events, OHIM participates in and is covered under the State of Oregon's self-insurance and commercial insurance program as administered by the Department of Administration Services (DAS) Enterprise Goods and Services Division, Risk Management Section. As such, OHIM is responsible to provide updated property, equipment, and fixture values to DAS Risk Management.

Note 5 – Assessment Revenue

Each year by March 31, the per-member-per-month medical and dental assessment rates need to be set for qualified health plans sold through the federal exchange. The rates are set to cover OHIM's planned expenditures for that plan year. There is a risk to assessment revenues from federal or legal actions that may reduce enrollment in qualified health plans. For calendar year 2020 and 2021, the rates will remain at $5.50 for medical and 36 cents for dental. For calendar year 2022, the rates will remain at $5.50 for medical and 36 cents for dental.

Note 6 – Insurance Providers Rebate

Oregon Revised Statute (ORS) 741.105(3)(b) limits OHIM's fund balance to six months of expenditures. Anything beyond six months of expenditures will be credited to insurers in a manner described in Oregon Administrative Rule (OAR) 945-030-0020. The distribution of the credit is based on the billing date and billed amounts during the 2017-19 biennium for firms that were offering plans through the end of the biennium. The monthly credit is the total rebate, per insurer, divided over 12 months. The 2019-21 biennium total rebate for insurance providers is $4,163,015. Of the total 2019-21 biennium rebate, $2,081,501 was for July through December 2020. The rebates have been applied to insurers' monthly invoices.

Note 7 – Fund Sweep

In 2019, the Oregon Legislature passed House Bill 2377. Section 5 of HB 2377 requires OHIM to transfer $3,800,000 to the State of Oregon General Fund on May 31, 2021. This was completed by the program as directed in the bill.

Note 8 – Transfer of OHIM program to the Oregon Health Authority (OHA)

During the 2021 legislative session, Senate Bill 65 passed. This bill directed the transfer of the OHIM program, including its resources and liabilities, to the Oregon Health Authority (OHA). OHIM program staff expenses were transferred to OHA on July 1, 2021. DCBS and OHA entered an interagency agreement (IAA) for DCBS to continue administrative services to support OHIM during the 2021-2023 biennium to facilitate a smooth transition while ensuring that OHIM is able to complete a successful open enrollment season.

Note 9 – Prior Period Adjustment

Expenditure adjustments were made as part of the OHIM chargeback in fiscal year 2021. Some of the adjustments were for chargeback expenditures related to the prior fiscal year.

OHIM received Federal Coronavirus Relief Fund (CRF) reimbursement in fiscal year 2021. Some of the reimbursement was for fiscal year 2020 expenditures, and these were considered prior period adjustments for fiscal year 2021.

Chargeback Correction	(9,120)
CRF Reimbursement	59,856
	50,736

Shemia Fagan Secretary of State
Cheryl Myers Deputy Secretary of State, Tribal Liaison
Kip Memmott Audits Director

Independent Auditor's Report on Internal Control Over Financial Reporting and on Compliance and Other Matters Based on an Audit of Financial Statements Performed in Accordance with *Government Auditing Standards*

The Honorable Kate Brown, Governor of Oregon
Andrew Stolfi, Director, Oregon Department of Consumer and Business Services

We have audited, in accordance with the auditing standards generally accepted in the United States of America and the standards applicable to financial audits contained in *Government Auditing Standards* issued by the Comptroller General of the United States, the financial statements of the Oregon Health Insurance Marketplace (OHIM), a governmental fund of the State of Oregon, Department of Consumer and Business Services (the department), as of and for the year ended June 30, 2021, and the related notes to the financial statements, which collectively comprise OHIM's basic financial statements, and have issued our report thereon dated April 28, 2022.

Internal Control Over Financial Reporting

In planning and performing our audit of the financial statements, we considered the department's internal control over financial reporting (internal control) related to OHIM as a basis for designing audit procedures that are appropriate in the circumstances for the purpose of expressing our opinion on the financial statements, but not for the purpose of expressing an opinion on the effectiveness of the department's internal control. Accordingly, we do not express an opinion on the effectiveness of the department's internal control.

A *deficiency in internal control* exists when the design or operation of a control does not allow management or employees, in the normal course of performing their assigned functions, to prevent, or detect and correct, misstatements on a timely basis. A *material weakness* is a deficiency, or a combination of deficiencies, in internal control, such that there is a reasonable possibility that a material misstatement of the entity's financial statements will not be prevented, or detected and corrected on a timely basis. A *significant deficiency* is a deficiency, or a combination of deficiencies, in internal control that is less severe than a material weakness, yet important enough to merit attention by those charged with governance.

Our consideration of internal control was for the limited purpose described in the first paragraph of this section and was not designed to identify all deficiencies in internal control that might be material weaknesses or significant deficiencies. Given these limitations, during our audit we did not identify any

deficiencies in internal control that we consider to be material weaknesses. However, material weaknesses may exist that have not been identified.

Compliance and Other Matters

As part of obtaining reasonable assurance about whether the department's financial statements of the OHIM are free from material misstatement, we performed tests of its compliance with certain provisions of laws, regulations, contracts, and grant agreements, noncompliance with which could have a direct and material effect on the financial statements. However, providing an opinion on compliance with those provisions was not an objective of our audit, and accordingly, we do not express such an opinion. The results of our tests disclosed no instances of noncompliance or other matters that are required to be reported under *Government Auditing Standards*.

Purpose of this Report

The purpose of this report is solely to describe the scope of our testing of internal control and compliance and the results of that testing, and not to provide an opinion on the effectiveness of the entity's internal control or on compliance. This report is an integral part of an audit performed in accordance with *Government Auditing Standards* in considering the entity's internal control and compliance. Accordingly, this communication is not suitable for any other purpose.

Office of the Secretary of State, Audits Division

State of Oregon
April 28, 2022



Oregon Health Insurance Marketplace Fiscal Year 2021 Compliance

Department of Consumer and Business Services

April 2022
Report 2022-14

OREGON SOS
Secretary of State
Shemia Fagan

OREGON AUDITS DIVISION
Audits Director
Kip Memmott

Introduction

Background

In March 2015, Senate Bill 1 designated the Department of Consumer and Business Services to operate Oregon's health insurance exchange — an online marketplace that enables individuals and employers to shop, compare plans, and access financial assistance to help pay for insurance coverage.

The Oregon Health Insurance Marketplace (OHIM) is one of only three[1] state-based exchanges that uses the federal marketplace platform for eligibility and enrollment (referred to as a SBE-FP).

Complying with the Code of Federal Regulations (CFR) is important to ensure state health exchanges are functioning to allow eligible citizens to enroll in qualified health plans.

Under the terms of the SBE-FP agreement, OHIM is responsible for educating consumers, working with agents and community partners providing consumer assistance, certifying qualified health plans, and maintaining the integrity of data and the security of personal information.

Audit Objectives, Scope, and Methodology

Objectives

The objectives of this audit were to conduct the following for the fiscal year ended June 30, 2021:

- Verify OHIM's compliance with programmatic requirements set forth by 45 CFR part 155;
- Report on compliance as directed by the Centers for Medicare & Medicaid Services (CMS); and
- Fulfill the requirements of a performance audit as directed in Oregon Revised Statute 741.220.

Scope

We performed this audit of the state fiscal year ended June 30, 2021, in accordance with the requirements of 45 CFR part 155 as directed by CMS and clarified by the SBE-FP agreement. Because Oregon utilizes the federal platform for enrollment and eligibility, our scope was limited to verifying compliance with those sections of 45 CFR part 155 applicable to the structure of OHIM as a SBE-FP as follows:

Subpart C — General Functions of an Exchange

[1] As of November1, 2021, per CMS.gov

.205 Consumer assistance tools and programs of an Exchange

.210 Navigator program standards

.220 Ability of States to permit agents and brokers to assist qualified individuals, qualified employers, or qualified employees enrolling in Qualified Health Plans (QHPs)

.225 Certified application counselors

.260 Privacy and security of personally identifiable information

Subpart K — Exchange Functions: Certification of QHPs

.1000 Certification standards for QHPs

.1010 Certification process for QHPs

.1020 QHP issuer rate and benefit information

.1030 QHP certification standards related to advance payments of the premium tax credit and cost-sharing reductions

.1040 Transparency in coverage

.1045 Accreditation timeline

.1050 Establishment of Exchange network adequacy standards

.1055 Service area of a QHP

.1065 Stand-alone dental plans

.1075 Recertification of QHPs

.1080 Decertification of QHPs

Methodology

We performed our audit of OHIM's performance by comparing actual operations, practices, and results against the stated requirements of 45 CFR part 155, subparts C and K, and the federal platform agreement with CMS, identifying the specific exchange functions for which Oregon is responsible. We interviewed OHIM personnel and reviewed customer and community partner resources on OHIM's website. We performed a review and analysis of OHIM documentation including contracts, agreements, and policies and procedures applicable to the compliance objectives.

We conducted this audit in accordance with generally accepted government auditing standards. Those standards require that we plan and perform the audit to obtain sufficient, appropriate evidence to provide a reasonable basis for our findings and conclusions based on our audit objectives. We believe that the evidence obtained provides a reasonable basis for our findings and conclusions based on our audit objectives.

Auditors from our office, not involved with the audit, reviewed our report for accuracy, checking facts and conclusions against our supporting evidence.

Audit Results

General Functions of an Exchange (Subpart C)

Consumer Assistance Programs

Criteria: OHIM is required, under 45 CFR part 155.205, to establish a toll-free telephone hotline, an up-to-date website, accessibility for individuals with disabilities and those with limited English proficiency, consumer assistance performed by trained assisters, and outreach and education.

Methodology: We reviewed information posted on OHIM's website, the operation of the toll-free telephone hotline, accessibility, training of assisters, and outreach and educational activities.

Navigator Program

Criteria: OHIM is required, under 45 CFR part 155.210(a), to establish a navigator program through which it awards grants to eligible entities or individuals. OHIM has established community partner and agent partner programs that provide grants to nonprofit and community organizations and insurance agencies to provide education, outreach, enrollment, and marketing activities. As a SBE-FP, OHIM must ensure that navigators and partners complete required training and comply with rules of conduct and applicable statutory and regulatory requirements, including consumer assistance, outreach and education, and privacy and security requirements.

Methodology: We reviewed community partner grant contracts to ensure they included required training for key personnel and required privacy and security of personally identifiable and health information. Grantees and partners provide metric reports to OHIM on the outcome of outreach, education, and enrollment activities. We reviewed a selection of these metric reports to ensure they verified participation in these activities.

Agents and Brokers

Criteria: Agents and brokers who assist with enrollment in QHPs must obtain training and register with the federal exchange in advance of providing assistance with enrollment. In accordance with 45 CFR part 155.220, OHIM must limit information provided on its website to include only licensed agents and brokers who have completed training and are registered with CMS.

Methodology: We reviewed a sample of 25 agents and brokers listed on OHIM's "Find Local Help" website for compliance with training and registration requirements.

Certified Application Counselor Program

Criteria: OHIM must have a certified application counselor (CAC) program that complies with 45 CFR part 155.225, and may designate an organization to ensure staff members and volunteers

are certified to act as CACs. OHIM has designated the Oregon Health Authority (OHA) to assist with administering the community partner program and overseeing CACs.

Under this program, volunteers and staff at local nonprofits or other organizations provide assistance with enrollment. These individuals must complete the required training and certification to perform this function.

Methodology: We reviewed the contract executed between OHIM and OHA for inclusion of federal requirements to train and certify the volunteers and staff of community partners as CACs before providing assistance with QHP applications.

Privacy and Security Safeguards

Criteria: OHIM must establish and implement privacy and security standards and safeguards for personally identifiable information (PII) that are consistent with the principles listed in 45 CFR part 155.260.

Methodology: We reviewed the types of PII OHIM receives, reviewed OHIM policies and procedures, data sharing agreements with partner agencies and CMS, contract agreements, and agency-wide security measures put in place to safeguard unauthorized access to PII.

Conclusion

Based on our review of operations during fiscal year ended June 30, 2021, OHIM complied with requirements applicable to state-based marketplaces using a federal platform under 45 CFR part 155, subsection C.

Exchange Functions: Certification of Qualified Health Plans (Subpart K)

Certification, Recertification, and Decertification of Qualified Health Plans

Criteria: OHIM must establish procedures to certify, recertify, and decertify QHPs consistent with 45 CFR part 155.1000-.1080. OHIM must certify the plans prior to the beginning of open enrollment. If a carrier is no longer in compliance with exchange participation requirements, OHIM may decertify a carrier's plans.

Methodology: We reviewed OHIM's procedures for certifying, recertifying, and decertifying QHPs and insurance carriers. We reviewed the filings of the six carriers offering plans in OHIM for plan year 2021 to verify the carrier's plans were certified prior to open enrollment, and the carrier was licensed to sell insurance in Oregon. No plans were decertified for plan year 2021.

QHP Issuer Justification for Rate Increases

Criteria: OHIM must ensure that QHP issuers submit justification for rate increases in accordance with 45 CFR part 155.1020 prior to increasing rates. OHIM must review and approve the rate increase and provide access to the justification on its website.

Methodology: We reviewed rate increase justifications submitted by the six QHP carriers in OHIM to ensure OHIM reviewed the increases and made the justifications available on their website as required.

Conclusion

Based on our review of operations during fiscal year ended June 30, 2021, OHIM complied with requirements applicable to state-based marketplaces using a federal platform under 45 CFR part 155, subsection K.

About the Audit

The courtesies and cooperation extended by officials and employees of the Department of Consumer and Business Services during the course of this engagement were commendable and sincerely appreciated.

Audit team

Mary Wenger, CPA, Deputy Director

Sarah Anderson, CPA, Audit Manager

Synthea Russell, CPA, Senior Auditor

About the Secretary of State Audits Division

The Oregon Constitution provides that the Secretary of State shall be, by virtue of the office, Auditor of Public Accounts. The Audits Division performs this duty. The division reports to the elected Secretary of State and is independent of other agencies within the Executive, Legislative, and Judicial branches of Oregon government. The division has constitutional authority to audit all state officers, agencies, boards and commissions as well as administer municipal audit law.



OREGON SOS
Secretary of State
Shemia Fagan

OREGON AUDITS DIVISION
Audits Director
Kip Memmott

This report is intended to promote the best possible management of public resources.
Copies may be obtained from:

Oregon Audits Division
255 Capitol St NE, Suite 180
Salem OR 97310

(503) 986-2255
audits.sos@oregon.gov
sos.oregon.gov/audits



Shemia Fagan Secretary of State
Cheryl Myers Deputy Secretary of State, Tribal Liaison
Kip Memmott Audits Director

January 19, 2022

Andrew Stolfi, Director
Department of Consumer and Business Services
350 Winter Street NE
Salem, Oregon 97301

Dear Andrew Stolfi:

We have completed audit work of selected financial accounts at the department for the year ended June 30, 2021. This audit work was not a comprehensive financial audit of the department, but was performed as part of our annual audit of the State of Oregon's financial statements. We audited accounts that we determined to be material to the State of Oregon's financial statements.

Internal Control over Financial Reporting

In planning and performing our audit of the financial statements of the State of Oregon as of and for the year ended June 30, 2021, in accordance with auditing standards generally accepted in the United States of America and the standards applicable to financial audits contained in Government Auditing Standards, we considered the department's internal control over financial reporting as a basis for designing auditing procedures that are appropriate in the circumstances for the purpose of expressing our opinion on the financial statements of the State of Oregon, but not for the purpose of expressing an opinion on the effectiveness of the department's internal control. Accordingly, we do not express an opinion on the effectiveness of the department's internal control.

A deficiency in internal control exists when the design or operation of a control does not allow management or employees, in the normal course of performing their assigned functions, to prevent, or detect and correct, misstatements on a timely basis. A material weakness is a deficiency, or a combination of deficiencies, in internal control, such that there is a reasonable possibility that a material misstatement of the entity's financial statements will not be prevented, or detected and corrected on a timely basis. A significant deficiency is a deficiency, or combination of deficiencies, in internal control that is less severe than a material weakness, yet important enough to merit the attention of those charged with governance.

Our consideration of internal control was for the limited purpose described above and was not designed to identify all deficiencies in internal control that might be material weaknesses or significant deficiencies and therefore, material weaknesses or significant deficiencies may exist that have not been identified. However, as discussed below, we identified certain deficiencies in internal control that we consider to be material weaknesses or significant deficiencies.

Significant Deficiency

Improve documentation to facilitate review

Department management is responsible for establishing and maintaining internal controls that provide reasonable assurance financial transactions are accurate and properly recorded. Transactions should be clearly documented, and the documentation readily available for examination.

Various divisions within the department assess fines and fees for noncompliance with state statutes. When an individual division is not successful in collecting amounts owed to the department, the responsibility for collection efforts is transferred to the department's Accounts Receivable (AR) Unit. The AR Unit maintains the subsidiary records for accounts receivable transferred from other divisions, and at year-end, uses the detailed information from their subsidiary system and individual divisions to manually calculate financial statement balances for current and noncurrent receivables and uncollectible amounts. The Central Accounting Unit is responsible for reviewing the information provided by the AR Unit and recording the necessary entries in the financial statements.

During the audit we noted the following:

- The documentation included to support the financial statement entries was comprised of insufficiently detailed summaries. When requested by auditors, the underlying detail to support the summaries was not readily available.
- The department did not document their processes for querying and filtering the subsidiary system data, obtaining division level receivable balances, or manually synthesizing the information for calculating amounts in the financial statements.
- The department has a documented methodology for determining the percentage of receivables that are uncollectible. However, their methodology to manually apply those percentages to outstanding receivable balances was not documented, nor was the underlying support readily available.

The department relies on supervisory review of their financial statement entries as the control to provide reasonable assurance entries are complete and accurate. Without sufficiently detailed and documented procedures and supporting documentation that is readily available, the department limits their ability to conduct effective reviews and to prevent, detect, or timely correct material misstatements. During our testing we identified errors in the manual application of the uncollectible percentages that were not detected and corrected during supervisory review and resulted in a $40 million audit adjustment to the amount of receivables the department expects to collect.

We recommend department management ensure procedures for determining the accounts receivable balances are documented, including relevant data download requests and filters, and how uncollectible percentages are applied to outstanding balances. We also recommend the department ensure effective reviews are performed by maintaining documentation that is sufficiently detailed and readily available.

Prior Year Finding

In the prior fiscal year, we reported a material weakness related to the department's implementation of the new accounting standard related to fiduciary activities in a letter dated February 12, 2021. This

finding can also be found in the Statewide Single Audit Report for the fiscal year ended June 30, 2020, see Secretary of State audit report number 2021-13, finding number 2020-004. During fiscal year 2021, the department partially corrected the finding by implementing procedures to record this activity. This finding will be reported in the Statewide Single Audit Report for the fiscal year ended June 30, 2021, with a status of Partial Corrective Action Taken.

The above significant deficiency, along with your response for the finding, will be included in our Statewide Single Audit Report for the fiscal year ended June 30, 2021. Please prepare a response to the finding and include the following information as part of your corrective action plan:

1. Your agreement or disagreement with the finding. If you do not agree with the audit finding or believe corrective action is not required, include in your response an explanation and specific reasons for your position.
2. The corrective action planned.
3. The anticipated completion date.
4. The name(s) of the contact person(s) responsible for corrective action.

Please provide a response to Amy John by February 2, 2022 and provide Rob Hamilton, Statewide Accounting and Reporting Services (SARS) Manager, a copy of your Corrective Action Plan.

The purpose of this letter is solely to describe the scope of our testing of internal control and the result of that testing, and not to provide an opinion on the effectiveness of the department's internal control. This communication is an integral part of an audit performed in accordance with *Government Auditing Standards* in considering the department's internal control. Accordingly, this letter is not suitable for any other purpose.

We appreciate your staff's assistance and cooperation during this audit. Should you have any questions, please contact Amy John, Audit Manager or Shelly Cardenas, Principal Auditor at (503) 986-2255.

Sincerely,

Office of the Secretary of State, Audits Division

cc: Mary Moller, Deputy Director
Blake Johnson, Central Services Division Administrator
Carolina Marquette, Fiscal Services Manager
Michael Campbell, Chief Audit Executive
Katy Coba, Director, Department of Administrative Services
Robert Hamilton, SARS Manager, Department of Administrative Services

DCBS | Department of Consumer and Business Services

350 Winter Street NE, Room 200, P.O. Box 14480, Salem, Oregon 97309-0405 503-947-7872 oregon.gov/dcbs

February 2, 2022

Amy John, Audit Manager
Secretary of State, Audits Division
255 Capitol St. NE, Suite 500
Salem, OR 97310

Dear Amy John,

This letter provides a written response to the Audits Division's final audit management letter for DCBS FY2021.

Audit Finding:

Significant Deficiency
Improve documentation to facilitate review
Department management is responsible for establishing and maintaining internal controls that provide reasonable assurance financial transactions are accurate and properly recorded. Transactions should be clearly documented, and the documentation readily available for examination.

Various divisions within the department assess fines and fees for noncompliance with state statutes. When an individual division is not successful in collecting amounts owed to the department, the responsibility for collection efforts is transferred to the department's Accounts Receivable (AR) Unit. The AR Unit maintains the subsidiary records for accounts receivable transferred from other divisions, and at year-end, uses the detailed information from their subsidiary system and individual divisions to manually calculate financial statement balances for current and noncurrent receivables and uncollectible amounts. The Central Accounting Unit is responsible for reviewing the information provided by the AR Unit and recording the necessary entries in the financial statements.

During the audit we noted the following:

- The documentation included to support the financial statement entries was comprised of insufficiently detailed summaries. When requested by auditors, the underlying detail to support the summaries was not readily available.

- The department did not document their processes for querying and filtering the subsidiary system data, obtaining division level receivable balances, or manually synthesizing the information for calculating amounts in the financial statements.

- The department has a documented methodology for determining the percentage of receivables that are uncollectible. However, their methodology to manually apply those percentages to outstanding receivable balances was not documented, nor was the underlying support readily available.

The department relies on supervisory review of their financial statement entries as the control to provide reasonable assurance entries are complete and accurate. Without sufficiently detailed and documented procedures and supporting documentation that is readily available, the department limits their ability to conduct effective reviews and to prevent, detect, or timely correct material misstatements. During our testing we identified errors in the manual application of the uncollectible

percentages that were not detected and corrected during supervisory review and resulted in a $40 million audit adjustment to the amount of receivables the department expects to collect.

We recommend department management ensure procedures for determining the accounts receivable balances are documented, including relevant data download requests and filters, and how uncollectible percentages are applied to outstanding balances. We also recommend the department ensure effective reviews are performed by maintaining documentation that is sufficiently detailed and readily available.

DCBS Response:

DCBS agrees with the audit's recommendation. The effective and efficient management of receivables continues to be a high priority for the agency. DCBS strives to have clear and concise documented methodologies, procedures, and accounting working papers. Transparency is an important value to DCBS, and all documentation is available for internal and external review.

DCBS will complete the following in relation to the audit recommendations:

1. Re-evaluate the methodology used for annual financial statement entries related to receivables. Document methodologies used, and create a procedure for the execution of the work by May 2022.

2. The DCBS Accounts Receivable Unit collects receivables data from many subsidiary systems within the agency programs. DCBS will document how subsidiary systems are queried and filtered to receive needed reporting data. DCBS will document methodologies used and procedures for receivables data that is manually entered. In addition, DCBS will document how all data is reviewed, and by whom, before reported in financial statement entries. This work will be complete by June 2022.

3. DCBS will create a written procedure for how the percentage of receivables that are uncollectible is calculated, documented, and reported in financial statement entries. This work will be complete by June 2022.

Finally, we are providing more context to the audit adjustment that is noted in the report. This figure refers to the calculation of an estimate of the amount of debt DCBS believes it expects to be able to collect. It is important to stress that the total amount of debt recorded by the department is accurately stated. Additionally, the revised uncollectable estimate and resulting audit adjustment did not affect our debt portfolio, did not result in a loss of funds, and has not impeded our legal ability or actions taken to collect all outstanding debt.

If you have any questions, please contact DCBS Accounting Services Manager Lane Foulger at lane.h.foulger@dcbs.oregon.gov.

Sincerely,



Carolina Marquette, CFO, DCBS

cc: Andrew Stolfi, Director
Mary Moller, Deputy Director
Michael Campbell, DCBS Internal Auditor
Rob Hamilton, SARS Manager, DAS

Department of Consumer and Business Services
Division of Financial Regulation Consumer Education and Outreach Program
Racial Equity Impact Statement

July 18, 2022

Section 1. Racial Equity Budget Impact Assessment Worksheet

Step 1. Set Equity Outcomes and Define Impact

1. Does your agency have an Equity Strategic Plan? *(Please circle response)* Yes / No
If so, what does your agency define as the most important equitable community outcomes related to the investment or program?

The Department of Consumer and Business Services (DCBS) has a diversity, equity, and inclusion strategic plan, which is currently being updated, as well as a community engagement plan. Also, the Division of Financial Regulation's (DFR) Diversity, Equity, and Inclusion Committee created a strategic plan in early 2022 to fully embed diversity, equity, and inclusion principles and strategies into the division's structure, programs, and daily activities. The focus is on improving equitable access to fair products and services through education, regulation, and consumer assistance.

For this program, the division defines the most equitable community outcome is for all to have access to information to be financially protected and underserved and underrepresented consumers and businesses are given a voice in how policy and resources are directed toward this result.

2.What is the program under consideration?

DFR is committed to protecting Oregonians' access to fair products and services through education, regulation, and consumer assistance. Protecting and maintaining a healthy financial life can be complicated for consumers, and getting the answers to questions can sometimes be frustrating and intimidating.

The Division of Financial Regulation has a dedicated team through the Consumer Education and Outreach Program who provide information to help consumers and businesses make well-informed decisions about finances and insurance. The team members provide assistance over the phone and by

email through their hotline, in webinars and town hall sessions, and at in-person events throughout Oregon. The team's efforts leverage customer-focused experience and authentic relationships with diverse community partners to connect and engage with communities all over the state. From 2020 through May 31, 2022, the team held 246 outreach events – 110 in person and 136 virtually.

To better help underserved communities, the team has identified partner organizations that work with these communities. The team has reached out to these organizations to have discussions about collaborating, engaging, and asking for feedback on how the division can improve engagement in responding to communities' needs.

The community organizations the team has reached out to include the following: AARP, Access Inc., Adelante Mujeres, Asian Health and Services Center, Basic Rights Oregon, Bienestar Community Development Corp., Burns Paiute Tribe, CASA of Oregon, Catholic Charities of Oregon, Centro Cultural, Centro de Prosperidad, Centro Latino Americano, Confederated Tribes of the Siletz Indians, Confederated Tribes of the Umatilla Indian Reservation, Consulate of Mexico, Dev NW, ELY Empowerment and Leadership, FACT Oregon, Familias en Accion, Financial Beginnings, Habitat for Humanity, Hacienda CDC, Hope and Safety Alliance, Immigrant Refugee Community Organization (IRCO), Klamath Tribe, Latino Partnership Program, Latino Professional Connect, Mano a Mano, Metropolitan Family Services, Native American Youth and Family (NAYA), Neighborhood Partnerships, Oregon Native American Chamber (ONAC), Oregon Child Development Coalition, OSPIRG, Pacific Northwest Bleeding Disorders, Portland Housing Bureau, Pineros y Campesinos Unidos del Noroeste (PCUN), Startup Oregon, Susan G. Komen, Unete, United Cerebral Palsy, and Urban League.

3. Which racial equity opportunity areas will the program primarily impact? *(Check all that apply)*
X Education
X Other: Insurance and financial services education and outreach

Are there impacts on:
X Contract/Procurement Equity
X Culturally Specific Programs and Services
X Immigrant and Refugee Access to Services
X Inclusive Communications and Outreach

Please explain your selection:
As part of DFR's draft DEI strategic plan, the division plans to:

- Build stronger relationships with stakeholders who serve diverse communities. This includes piloting a new community partner sponsorship program that provides funding to community organizations that provide financial empowerment/education services to underserved communities. The division also plans to regularly attend functions hosted by community partners and seek advice and expertise related to DFR priorities.
- Improve support of financial literacy and financial equity programs, with a particular focus on DEI from an economic perspective and reaching underserved communities. This includes

creating and updating insurance and financial services campaigns to reach a diverse audience and increase the number of presentations, trainings, and campaigns in multiple languages.

- Look for ways to improve diversity on advisory councils and committees, and adding DEI principles to new and existing charters.
- Include DEI principles and practices in public information.

4. What are the desired results and outcomes with this program?

The goal of DFR's outreach and education team is to empower all Oregon consumers to make well-informed decisions about insurance and other financial services. DFR's DEI strategic plan, including our new sponsorship program, will focus on Oregon consumers in underserved communities to facilitate increased awareness of DFR services and resources, and increased capacity to make sound decisions about insurance and other financial services.

Starting in 2023, DFR plans to award up to five sponsorships to qualifying organizations that currently engage in financial empowerment work, and are wanting to collaborate with the division. Sponsorships will be for one year at $25,000 each. Our new sponsorship program will give priority to organizations that help underserved communities, including Black, indigenous, people of color, women, immigrants, refugees, LGBTQ+, previously incarcerated people, people with disabilities, seniors, and underserved youths. The division will be awarding funds in a way that provides broad geographic coverage across the state or counties that are most affected by racial inequities or lack of access to resources. The criteria for allocating the sponsorship can include regional coverage, so there is a mix of rural and urban organizations to spread the footprint across the state.

Based on feedback from stakeholders, the division will request funding to broaden the reach of the program and sustain it on a continuous basis.

Step 2. Analyze Data

5.Does the program have different impacts within different geographic areas? *(Please circle response)*
Yes / No

Access to financial services and consumer needs vary across the state. The division provides targeted outreach based on community-specific needs. For example, in the aftermath of wildfire disasters, division staff members went to affected communities to provide assistance with insurance claims. In conducting DFR's consumer education campaigns, the division works with language-specific media outlets and those that serve targeted geographic areas.

6. What are the racial demographics of those living in the area or impacted by the program?

As the Consumer Education and Outreach team serves all Oregon consumers, the racial demographics impacted by this program mirror Oregon's population (White alone 61.6 percent; Black alone 12.4

percent; Hispanic 18.7 percent; Asian alone 6 percent; American Indian and Alaska Native alone 1.1 percent; Native Hawaiian and other Pacific Islander alone 0.2 percent; some other race alone 8.4 percent; and two or more races 10.2 percent).[1]

7. How are you collecting, reviewing, and analyzing demographic data to inform program decisions?
The division looks at census data to determine the demographics of different communities within the state. This information helps inform outreach strategies and assessments of how well the various regulated industries are serving Oregon's population. The division creates an annual outreach plan that attempts to reach a broad spectrum of communities in Oregon. The team tracks the different outreach events it participates in to strategically targeted communities that fall under the definition of "underserved" referenced in the governor's DEI 2021 action plan.

The division does not collect data from individuals who participate in our outreach and education activities due to limited resources and to not create additional barriers to accessing the resources the division provides.

8. How are you notifying and educating constituents in the collection of this data and how it will be used?

N/A

9. How is demographic data being woven into program decision-making? Will this data, or a version of this data, be incorporated into the agency's open data efforts, so that constituents may view and understand this dataset?

Census tract information helps inform outreach strategies and assessments of how well DFR's various regulated industries are serving Oregon's population.

Step 3. Determine Benefit and/or Burden

10. Who benefits from the program, both directly and indirectly?

Oregon consumers, businesses, and nonprofits benefit from the program. DFR's Partner Sponsorship Program will support our nonprofit partners through funding, and will support Oregon consumers so they can be more informed about insurance and financial services.

11. Who will be burdened from the proposal?

N/A

[1] https://www.census.gov/library/stories/state-by-state/oregon-population-change-between-census-decade.html#:~:text=Population%20(up%207.4%25%20to%20331.4,or%20More%20Races%2010.2%25).

12. How does the program increase or decrease racial equity? Does the program have potential unintended racial equity consequences? What benefits may result?

The program has the potential to promote racial equity by providing financial empowerment tools to underserved communities. The Partner Sponsorship Program will support community organizations that already successfully deliver financial education. Priority would be given to organizations that serve underserved communities, especially African Americans, Latino, Latina, and Latinx people, Native Americans, Asian and Pacific Islanders, other people of color, immigrants and refugees, youth who are underserved, women, LGBTQ+ people, survivors of domestic violence, previously incarcerated people, people with disabilities, and seniors.

Potential unintended consequences include not providing support to all communities that could benefit from financial empowerment resources, or not providing support in an equitable way. Another unintended consequence could be choosing a community partner that does not do a good job delivering DFR's financial education message and damages the agency's trust within the community.

Section 2. Guiding Questions to Operationalize Racial Equity

Inclusive Communications

1. How do we ensure our communications and messaging are getting to all Oregonians?
DFR will work collaboratively with the DCBS Communications team to produce culturally relative outreach materials, such as PowerPoint presentations, publications, and social media in both English and Spanish. DFR is also working on a project to revamp its website to make it more consumer friendly, as well as culturally relative and accessible in multiple languages. The division also works with the agency's Multicultural Communications Program manager, whose program's mission is to promote and enhance the delivery of DCBS services to Oregon's multicultural communities.

2. Who are the communities being left behind and how do we connect with those communities? What processes are in place for:

Translating and interpreting agency communications?
The division works with the agency's Multicultural Communications Program manager, whose program's mission is to promote and enhance the delivery of DCBS services to Oregon's multicultural communities. Also, DFR is currently working with DCBS Procurement to secure a contract for translating agency communications. This will allow more content to be translated at a quicker pace.

Ensuring that ADA requirements are met or exceeded?
DFR currently has resources to address ADA requirements and conducts outreach and education activities consistent with Department of Administrative Services and DCBS guidelines, including providing videos with captions.

Communicating with people who may be unable to read, lack access to the internet, and/or need information through alternate media?
DFR works to communicate through multiple channels, including its website, videos, brochures, face to face, and through trusted community partners. The division continues to seek input and add to our methods as the division encounters needs.

Working with trusted messengers and local leaders to communicate with communities?
The new sponsorship program is an example of the division's latest strategy to work with trusted messengers to communicate with underserved communities.

Seeking early input to inform the development of communications materials?
DFR works with and seeks feedback from our partners to engage specific communities. A great example of this work is the division's collaboration with Oregon tribes to communicate wildfire preparedness. The division worked with the tribes to create messaging that would resonate, worked with their local talent, and then included tribal radio stations and newspapers for the ads.

Communities that have been underserved or may be financially vulnerable include African Americans, Latino, Latina, and Latinx people, Native Americans, Asian and Pacific Islanders, other people of color, immigrants and refugees, youth who are underserved, women, LGBTQ+ people, survivors of domestic violence, previously incarcerated people, people with disabilities, and seniors.

DFR has created a DFR partnership list that identifies each partner by name, community served, location (county and ZIP code), purpose/focus work, and contact information. This is used to identify communities that are defined as underserved per Gov. Kate Brown's DEI action plan.

Data Collection and Data-informed Decision-Making

1. Are we collecting, reviewing, and analyzing demographic data to inform mitigation measures, communication strategies, and targeted investments?

Yes, in a limited way. DFR does not collect data from individuals or groups that participate in our outreach efforts, but it does track the events the division participates in to focus on communities that fall under the definition of "underserved" referenced in the governor's DEI 2021 action plan.

2. How are these data being woven into decision making?

In conjunction with our consumer awareness survey, the DFR outreach team will annually analyze the data to implement outreach strategies for the upcoming year. This data will also be used to build a strategic outreach plan and an end-of-the-year report will be produced to measure the success of the strategic plan. Our data collection also helps us prioritize nondiscrimination in legislative concepts, rules, and bulletins.

3. Who is interpreting the data?

The DCBS data team is interpreting the data. The consumer awareness vendor also interprets the data by producing an annual report from data collected and presenting to DFR at the end of the year.

4. Is the data being used to impact systems rather than define people?

Yes. The data will be used to help support and guide the division as we intentionally focus and prioritize changing an unequitable system that has been in place for generations.

5. Was there a community engagement or other outreach process in the creation of this data system, collection methodology, or standard?

No

6. Will this data be made publicly available as open data to support the state's vision for transparency?

Yes. The division is considering different options to publish its outreach plan to the public.

Community-Informed Policy and Partnerships

1. How are we ensuring we have representation of voices across race, ethnicity, culture, color, Tribal membership, disability, gender, gender identity, marital status, national origin, age, religion, sexual orientation, socio-economic status, veteran status, and immigration status? And geographically?

DFR's Partner Sponsorship Program will have a selection committee that will include the DCBS Multicultural Communications Program manager and tribal liaison, as well as the DCBS Diversity, Equity, and Inclusion manager. As part of the evaluation and selection process, the committee will choose five different partners. Each partner will serve different underrepresented communities. Special consideration will also be given to communities that work with women and rural communities.

DFR also collaborates on special projects such as wildfire community preparedness with tribal communities through the government-to-government cluster meetings. DFR regularly participates and attends the Economic Development and Community Service cluster, as well as the Senate Bill 770 Health and Human Services cluster to obtain feedback from tribal leaders on issues affecting their communities and collaborating on ways DFR can be culturally responsive to their community needs.

2. What are the ways we engage agency equity leaders and communities in decision-making currently?

DFR provides staffing support to Bank On Oregon. Bank On Oregon brings together consumer advocates, financial education providers, banks and credit unions, state and local government, and community institutions in a voluntary effort to encourage access to safe and affordable bank accounts with the focus on the underserved.

DFR also staffs and supports the Insurance Advisory Committee (IAC) through coordination from the DFR consumer liaison. The IAC meets quarterly with representation from insurance companies, insurance agencies, and consumer groups to discuss key issues of insurance regulation and make recommendations to the insurance commissioner. DFR is working with IAC executive committee leaders to promote diversity in their recruitment for membership.

DFR, as a whole, also invites all stakeholders to participate in rulemaking advisory committees, rulemaking hearings, and legislative workgroups to provide input on our regulatory activities.

3. Whose voices and perspectives are not at the table? Why?

DFR's goal is to be inclusive and responsive to the needs of all communities in Oregon, particularly those communities who have been historically marginalized and overlooked. In an effort to gather data to

identify which voices and perspectives are not at the table, the division is implementing tools to track who DFR is already partnered with (including our DFR partnership list), outreach event tracking form, and the consumer awareness survey.

4. What can we do to ensure they are part of our decision-making process?

DFR's Partner Sponsorship Program is an initiative to ensure partners are at the table. There are three key elements to a successful partnership:

- The importance to recognize the diversity of organizations and experiences. Partner work with an organization that services Black women will be unique compared to the partner work done with Native American youth. The work of rural organizations will look different than those that are urban. In each case, it is important to learn and apply culturally relevant approaches.
- Partner with up to five different organizations to reach targeted communities across the state. DFR needs to evaluate the geographic needs of Oregon and who services those areas. If the division sponsors only one organization, we would be vulnerable to the risk that the organization could face problems successfully meeting the deliverables, and we would not have a good test of the concept.
- Create a peer cohort where the sponsored organizations can share their experience working with DFR in a learning community that benefits each organization, the communities they serve, and DFR.

5. What are the barriers that keep communities from participating in decision-making?

Technological, language, and cultural differences can discourage some communities from fully participating in Division of Financial Regulation decision-making. In some instances, underrepresented workers may be fearful of working with a government agency. One of the biggest barriers that keeps communities from participating in decision-making is trust. DFR's intention is to bridge the gap of trust through the Partner Sponsorship Program by providing financial support to those trusted community organizations that provide direct support to their communities. DFR also intends to create a space where local trusted community leaders can work with DFR's outreach team by increasing the level of public impact through informing, consulting, involving, and collaborating that will ultimately lead to empowerment.

Another barrier is language. DFR recognizes the need for more information to be accessible in multiple languages. In response, the division Is hiring a translation services vendor to assist the agency with multiple language needs for our communications, web, and publications. This also includes hiring employees who are bilingual.

6. How are we ensuring that we provide access to and address the needs of:

Language?
DFR will be contracting with a vendor to provide translation services, as well as recruiting for other languages in job listings.

Technology?
DFR is revamping its website to make it more accessible in multiple languages and consumer friendly.

Physical accessibility?
The DFR Outreach and Education team goes out in the field to meet consumers and community partners where they are.

Adequate support and preparation?
The DFR Outreach and Education team offers a number of trainings and educational materials for consumers and community groups. The team also provides resources and training sessions to financial education providers, teachers, community-based organizations, business associations, local governments, tribal authorities, and event organizers to help their customers, meeting attendees, and participants maintain and protect their financial well-being.

Financial support?
The Partner Sponsorship Program is designed to provide financial support to community partners in providing financial empowerment services to underserved communities. Also, the Outreach and Education team provides educational materials and training materials to community groups, as well as gives presentations to consumers so that they have the resources and knowledge to better protect themselves and their finances.

Resource Allocation and Accessibility

1. How are we ensuring that forms of response/relief/benefit/resource/budget allocation are:

Going directly to the communities who need it?
The Outreach and Education team provides financial education and outreach directly to consumers. The team works with community groups to tailor our message to effectively communicate with the people they serve. The goal of the sponsorship program is to focus on investments to historically and currently under-resourced populations and organizations deeply rooted and reflective of the communities they serve to improve economic welfare in under-resourced communities.

Accessible regardless of disability or status?
The DFR conducts outreach and education via a number of different ways, such as webinars, virtual town halls, and in-person events.

Accessible regardless of language?
DFR's goal is to have as much information, publications, and outreach events as possible in multiple languages, particularly Spanish.

Currently, DFR has access to more than 240 languages and dialects through a third-party vendor to help communicate with workers using other languages.

The DCBS Multicultural Communications Program provides outreach and language translation services to communities with limited English proficiency.

Compliant with the ADA requirements?
DFR conducts outreach and education activities consistent with Department of Administrative Services and DCBS guidelines, including providing videos with captions.

Accessible regardless of access to technology?
DFR provides outreach, education, and access to Its services using a variety of methods, Including numerous In-person events, phone, fax, and email.

Supporting, consulting, and/or partnering with tribes?
DFR works collaboratively with the DCBS tribal liaison and tribal leaders, as well as attend the government-to-government meeting clusters to expand trust building. The division has also worked directly with the tribes, creating ads about disaster preparedness.

Accessible regardless of geographic location including rural Oregonians?
DFR hosts and attends in-person events and presentations throughout the state in both English and Spanish. The division also has virtual capabilities for certain audiences and communities when attending in-person events may be a barrier.

Being prioritized for communities already living on the margins (e.g., older adults, gender, ethnic, and racial minorities, immigration status, socio-economic status)?
The financial education and outreach provided by the team is designed to meet the needs of underserved communities and those who may be struggling financially.

DFR's sponsorship program will give priority to organizations that serve underserved communities, especially African American women, Latina, Latino, Latinx, Native Americans, Asian and Pacific Islanders, other people of color, immigrants and refugees, youth who are underserved, LGBTQ+, recently incarcerated people, people with disabilities, and seniors.

2. Are we using strategies that are culturally specific and responsive to address the distinct needs of Oregonians? If not, what resources or community partners can we consult with to develop culturally specific and responsive strategies?

Yes, DFR provides outreach and education materials in a variety of languages and partners with community organizations to deliver financial empowerment services.

3. Are our programs and services providing reasonable accommodations in compliance with the ADA to Oregonians? If not, what resources or partners can we consult with to develop strategies to better support people with disabilities?

Yes, DFR currently has resources to address ADA requirements and conducts outreach and education activities consistent with Department of Administrative Services and DCBS guidelines. Complaints can be filed online, but can also be done by hard copy, for those who would rather mail or fax complaints. Our advocates are also able to take complaints over the phone if there is a need due to disability.

Evaluation

1. What measurable outcomes are most important to our historically and currently underserved communities?

DFR's important measurable outcomes include health, homeowner, and auto insurance coverage rates, access to banking services, homeownership rates, student loan default rates, financial literacy, and use of high-cost small-dollar loans.

2. How will impacts be documented and evaluated?

Consumer awareness surveys will be conducted and assessed annually. The Insurance and Financial Education Partner Sponsorship will produce an end-of-the-year report that will provide data about increased DFR program awareness, and insurance and financial topics communities have been provided education on, along with demographics. The division will monitor insurance coverage rates, access to banking services, homeownership rates, and student default rates to assess the impact of its financial education programs on Oregon communities.

3. How will our communities participate in the evaluation process?

Communities will participate in the evaluation process through the consumer awareness surveys and the partner sponsorship end-of-the-year evaluations.

4. Are we achieving the anticipated outcomes?

DFR is making an impact on consumers by providing financial education and resources to help them make the best financial decisions. However, the division understands that the financial marketplace continues to become more complex, so our services will always be needed and the division needs to continually adapt its outreach efforts to meet the changing needs of consumers. The division recognizes the importance of continual improvement and will continue to identify and address emerging financial and insurance issues.

5. Are we having measurable impact in the communities?

DFR has helped increase health insurance coverage in the state. It also provides support to consumers at their time of need, such as Consumer Education and Outreach team members going to wildfire-affected communities to provide insurance-related resources. The division helps raise awareness of the need for disaster preparedness and insurance coverage for earthquakes, wildfires, and other natural disasters. The division has a good base of engagement. We plan to further build on that engagement to best serve the needs of communities. The division is committed to providing financial education and outreach so consumers can make the best financial decisions, as well as positively increasing the way in which we are seen throughout Oregon as a trusted partner.

6. How are we consistently communicating our efforts with our communities and demonstrating our results?

DFR has identified our community partners and will be consistently communicating results and seeking feedback from them.

7. How do we collect and respond to feedback?

DFR collects and responds to feedback through consumer awareness surveys, partner sponsorship evaluations, DFR outreach event tracking forms, and collaboration with our community partners.

8. How do we use these results to continually reevaluate and improve our efforts?

DFR will evaluate our results within the Consumer Education and Outreach team and with executive management, and seek feedback from our community partners.

9. How are we ensuring these partnerships do not exploit the communities we seek to engage?

DFR will ensure partnerships do not exploit the communities we seek to engage through the division consumer awareness survey and the Consumer Education and Outreach team's in-person engagement, which will help confirm the results we are obtaining from our partners' evaluations.

10. How will we operationalize equity and create accountability systems?

On a yearly basis, DFR conducts a review of its outreach plan to make sure that we are providing coverage in an equitable way.

11. How will we ensure adequate capacity to implement strategies as outlined?

DFR has requested three new positions for our Outreach and Advocacy Team: one additional outreach coordinator, one additional advocate, and an additional manager position.

Department of Consumer and Business Services
Oregon OSHA Outreach
Racial Equity Impact Statement

July 18, 2022

Section 1. Racial Equity Budget Impact Assessment Worksheet

Step 1. Set Equity Outcomes and Define Impact

1. **Does your agency have an Equity Strategic Plan? *(Please circle response)* Yes / No**

   If so, what does your agency define as the most important equitable community outcomes related to the investment or program?

The Department of Consumer and Business Services (DCBS) has a diversity, equity, and inclusion strategic plan, which is currently being updated, as well as a community engagement plan. This REIS relates to Oregon OSHA's enforcement program, which is dedicated to enhancing its enforcement activity in areas and industries with historically high injury and illness rates where underserved or underrepresented workers may be represented.

For this program, the division defines the most equitable community outcome is to eliminate hazards in workplaces most likely to cause serious injury, illness, or death and giving underserved and underrepresented workers a voice in how enforcement policy and resources are directed toward this result.

2. **What is the program under consideration?**

Oregon OSHA is built upon a comprehensive enforcement program that ensures Oregon's occupational safety and health rules are carried out in the workplace. Inspection activity is focused on high-hazard industries and places of employment where workers are more likely to be injured or exposed to health hazards. Oregon OSHA is interested in integrating community-informed enforcement policies into its inspection activities. Broadly, this will include quantitative and qualitative data analysis that helps identify and protect vulnerable worker groups statewide. The purpose of this effort will be to leverage Oregon OSHA's diverse resources (technical assistance, public outreach and education, resource library, etc.) to support its enforcement priorities while simultaneously developing new strategies for engaging with vulnerable workers.

3. **Which racial equity opportunity areas will the program primarily impact? *(Check all that apply)***
   - ☐ **Criminal Justice Reform and Police Accountability**
   - ☐ **Economic Opportunity**
   - ☐ **Education**

Are there impacts on:

- ☐ **Contract/Procurement Equity**
- ☐ **Culturally Specific Programs and Services**
- ☐ **Immigrant and Refugee Access to Services**

Please explain your selection: [see below]

- ☐ **Environmental Justice/Natural Resources**
  - ☐ **Health Equity**
  - ☐ **Housing and Homelessness**
  - ☐ **Jobs/Employment**
  - ☐ **Other**
- ☐ **Inclusive Communications and Outreach**
- ☐ **Workforce Equity**
- ☐ **Other:**_____

Oregon OSHA routinely interacts with culturally diverse workers, including those with no or limited English proficiency. Therefore, developing educational materials regarding complex occupational safety and health information can be difficult. Oregon OSHA is dedicated to increasing the number of multi-lingual publications and training resources, and to hiring multi-lingual staff members, including compliance officers, who can better meet diverse stakeholders' needs on a cultural and language level. We also seek to imbed racial equity considerations into our broader rule development and enforcement activities, including listening sessions in the rulemaking process and the way we interview the most underrepresented and newest employees in the enforcement process.

Oregon OSHA also recognizes that disparities in economic opportunity expose minorities and workers of color to greater risk of workplace injury, disability, and occupational diseases[1],[2]. Oregon OSHA prioritizes inspection resources to those workplaces with the highest risk of injuries and illnesses. These higher risk workplaces are increasingly staffed by minorities, workers of color, and workers with limited or no English proficiency. Lastly, Oregon OSHA is responsible for ensuring safe and healthy employer-provided housing, which often includes migrant seasonal workers.

4. **What are the desired results and outcomes with this program?**

In line with the division's mission and strategic goals, the enforcement program will seek to reduce serious workplace injuries, illnesses, and deaths in vulnerable worker groups through community-informed enforcement policies and to help dismantle systemic barriers that contribute to occupational safety and health inequities. The enforcement program has begun seeking additional opportunities to engage with underserved and

[1] https://www.ncbi.nlm.nih.gov/pmc/articles/PMC6198680/
[2] https://www.ncbi.nlm.nih.gov/pmc/articles/PMC3979600/

underrepresented workers and their community partners through specific targeted outreach, listening sessions, and training and education. We are committed to pursuing our worker protection mission in a manner that actively addresses existing inequities between employers and workers, as well as the cultural and language differences that can often impose barriers to workers in need of protection.

Step 2. Analyze Data

5. **Does the program have different impacts within different geographic areas?**
   (Please circle response) **Yes / No**

Oregon OSHA serves employers all over Oregon and has jurisdiction over nearly all workplaces in the state.

6. **What are the racial demographics of those living in the area or impacted by the program?**

As Oregon OSHA has jurisdiction over nearly all workplaces in the state, the racial demographics impacted by this program will likely mirror those of Oregon overall (White alone 61.6 percent; Black alone 12.4 percent; Hispanic 18.7 percent; Asian alone 6 percent; American Indian and Alaska Native alone 1.1 percent; Native Hawaiian and other Pacific Islander alone 0.2 percent; some other race alone 8.4 percent; and two or more races 10.2 percent).[3] Oregon OSHA will continue to focus on those industries that have high injury and illness rates, which often includes vulnerable worker populations that have historically been underserved or underrepresented in regards to the full knowledge and access to worker rights and protections afforded them through Oregon OSHA.

Oregon OSHA recognizes that demographics provide useful information. However, collecting specific demographic data during an enforcement activity can create a chilling effect on the workers we are there to serve and protect, resulting in workers being even more nervous and fearful to answer questions about their workplace concerns and not engaging with the inspector. Consequently, Oregon OSHA may not be able to support a violation and hold employers accountable for safety and health hazards. This would ultimately prove to be more harmful to underserved or underrepresented communities.

Oregon OSHA does collect data during inspections when non-English speaker interactions occur using Language Link interpretive services or through bilingual conversations. Through recent targeted outreach to worker and employer advocacy groups, Oregon OSHA inquired as to how to best collect data during the enforcement process and interviews, with most confirming the need to be very cautious about personal demographic questions asked of workers. Worker advocacy groups have expressed concern that demographic inquiries will deter workers from talking to OSHA inspectors.

7. **How are you collecting, reviewing, and analyzing demographic data to inform program decisions?**

At present, Oregon OSHA does not routinely collect and evaluate worker demographic data to guide its enforcement activities. As mentioned in No. 6 above, collecting this personal worker data during an active enforcement inspection may have an adverse effect in obtaining necessary information to support a violation, resulting in not holding employers accountable for safety and health hazards. Because of these and other types of unintended consequences, the requirements for collecting individual demographic information is voluntary and protected information in workplaces inspected by Oregon OSHA. This would ultimately prove to be more harmful to underserved or underrepresented communities.

Oregon OSHA does record, during inspections, when non-English speaker interactions occur using Language Link or

[3] https://www.census.gov/library/stories/state-by-state/oregon-population-change-between-census-decade.html#:~:text=Population%20(up%207.4%25%20to%20331.4,or%20More%20Races%2010.2%25).

through bilingual conversations. Through the targeted outreach to worker and employer advocacy groups, Oregon OSHA inquired as to how to best collect data during the enforcement process and interviews, with most confirming the need to be very cautious about personal demographic questions asked of workers. Other questions were asked of these important stakeholders about their feedback on the upcoming budget, what languages are needed in training, education and outreach materials, and any other groups or organizations we should bring into the conversations. These stakeholders also provided recommendations to Oregon OSHA on the best ways to educate specific worker groups, such as radio programs, video training, and proper grade-level instruction for written materials.

Oregon OSHA will also leverage data available through these and other advocacy groups, university research efforts, and the DCBS Ombuds Office for Oregon Workers to inform policy and resource decision-making. One example of this, Oregon OSHA will work with the Oregon Employment Department; which maintains demographics related to workers, through an existing data sharing agreement to identify industry classifications or regional locations where vulnerable workers may be at a higher risk of injury or illness.

8. **How are you notifying and educating constituents in the collection of this data and how it will be used?**

N/A (see Question 7 response).

9. **How is demographic data being woven into program decision-making? Will this data, or a version of this data, be incorporated into the agency's open data efforts, so that constituents may view and understand this dataset?**

N/A (see Question 7 response).

Step 3. Determine Benefit and/or Burden

10. **Who benefits from the program, both directly and indirectly?**

Employers and vulnerable workers stand to benefit from community-informed enforcement policies. Employers will benefit by correcting hazardous conditions identified via compliance inspections, which will contribute to fewer injuries and illnesses among their workers and reduce the overall number of workers' compensation insurance claims. Vulnerable workers will benefit by having more opportunities to exercise the rights and protections provided to them under the Oregon Safe Employment Act, which includes the investigation of hazardous working conditions and access to a safe and healthful workplace. As this program evolves, Oregon OSHA will benefit by improving its community engagement practices and helping to reduce occupational safety and health disparities within underserved and underrepresented communities.

11. **Who will be burdened from the proposal?**

Oregon OSHA schedules unannounced enforcement activities based on workplace injury and illness risks. There will be some employers within the regulated community that may perceive these community-informed enforcement policies as an unwarranted focal point in our decision to assign a place of employment for inspection.

12. **How does the program increase or decrease racial equity? Does the program have potential unintended racial equity consequences? What benefits may result?**

This program has the potential to increase racial equity by directing more community-informed enforcement policies toward those industries and workplaces where vulnerable workers are employed, irrespective of race, ethnicity, culture, socio-economic status, or immigration status. As previously stated, these vulnerable workers are

at a higher risk for injuries and illnesses. Focusing enforcement activities on industries at higher risk for injuries and illnesses will have a direct effect on these populations.

Section 2. Guiding Questions to Operationalize Racial Equity

Inclusive Communications

1. **How do we ensure our communications and messaging are getting to all Oregonians?**

While Oregon OSHA's jurisdiction is limited to places of employment, its safety and health resources have an impact on families and communities, including those that do not fall under its jurisdiction, by providing valuable information that can be transferred outside of the working environment. Oregon OSHA solicits stakeholder feedback through a variety of channels. Oregon OSHA uses press releases, social media posts, formal publications, the Oregon Bulletin, stakeholder meetings, and its public website to communicate with Oregonians affected by this program.

2. **Who are the communities being left behind and how do we connect with those communities? What processes are in place for:**

- ☐ **Translating and interpreting agency communications?**

The division works with the agency's Multicultural Communications Program manager, whose program's mission is to promote and enhance the delivery of DCBS services to Oregon's multicultural communities.

- ☐ **Ensuring that ADA requirements are met or exceeded?**

Oregon OSHA currently has resources to address ADA requirements and conducts enforcement activities consistent with Department of Administrative Services and DCBS guidelines.

- ☐ **Communicating with people who may be unable to read, lack access to the internet, and/or need information through alternate media?**

Oregon OSHA works to communicate through multiple channels, including its website, videos, brochures, face to face, television, radio, and through trusted community partners. We continue to seek input and add to our methods as we encounter needs.

- ☐ **Working with trusted messengers and local leaders to communicate with communities?**

Oregon OSHA holds meetings with community partners on a regular basis. At these meetings, Oregon OSHA engages with the partners on current topics and needs, as well as ways of improvement that will benefit the communities.

- ☐ **Seeking early input to inform the development of communications materials?**

Through its regular meetings with community partners, Oregon OSHA seeks and receives input on the needs of the communities and how Oregon OSHA can best serve them.

Data Collection and Data-informed Decision-Making

1. **Are we collecting, reviewing, and analyzing demographic data to inform mitigation measures, communication strategies, and targeted investments?**

At present, Oregon OSHA does not routinely collect and evaluate worker demographic data in its enforcement activities. As mentioned above, collecting this worker-specific data may have an unintended adverse effect in obtaining necessary information to support a violation, resulting in not holding employers accountable for safety and health hazards. This would ultimately prove to be more harmful to underserved or underrepresented communities. Oregon OSHA does record, during inspections, when non-English speaker interactions occur using Language Link or through bilingual conversations.

2. **How are these data being woven into decision making?**

N/A (see Section 1, Step 2, Question 7 response).

Who is interpreting the data?

When available, Oregon OSHA and DCBS leadership are responsible for interpreting worker demographic data. The agency's Research section collects and reports data for the Bureau of Labor Statistics on occupational injury and illness rates.

3. **Is the data being used to impact systems rather than define people?**

N/A (see Section 1, Step 2, Question 7 response).

4. **Was there a community engagement or other outreach process in the creation of this data system, collection methodology, or standard?**

N/A (see Section 1, Step 2, Question 7 response).

5. **Will this data be made publicly available as open data to support the state's vision for transparency?**

N/A (see Section 1, Step 2, Question 7 response).

Community-Informed Policy and Partnerships

1. **How are we ensuring we have representation of voices across race, ethnicity, culture, color, Tribal membership, disability, gender, gender identity, marital status, national origin, age, religion, sexual orientation, socio-economic status, veteran status, and immigration status? And geographically?**

Oregon OSHA has jurisdiction over nearly all workplaces in the state. Therefore, the Oregon Safe Employment Act applies, irrespective of race, ethnicity, gender, national origin, age, socio-economic status, or immigration status. Oregon OSHA has several long-standing partnerships and advisory committees that include representation from these various populations and they are intricately involved in the rulemaking processes. Oregon OSHA routinely engages with employer and worker advocate stakeholders through standing committees, issue-specific, and ad-hoc outreach efforts. A few of these groups are Northwest Justice Project, Oregon Law Center, Legal Aid Services of Oregon, AFL-CIO, PCUN, UNETE, Mexican Consulate, Hispanic Chamber of Commerce, Safe Jobs Oregon, and Latino Built.

2. **What are the ways we engage agency equity leaders and communities in decision-making currently?**

Oregon OSHA manages a number of advisory committees for various industries, including, but not limited to, agriculture, construction, and forestry activities. These stakeholder meetings are attended by industry leaders and labor advocacy organizations. This routine participation and diverse engagement directly contributes to Oregon OSHA policy-setting, decision-making, and rulemaking processes, most recently regarding COVID-19,

heat, smoke, and labor housing rulemaking.

3. Whose voices and perspectives are not at the table? Why?

Due to technological, language, or cultural barriers, there are likely to be underserved or underrepresented workers and employers who find it difficult to engage with Oregon OSHA. In some instances, underrepresented workers may be fearful of working with a government agency, especially one focused on enforcement. Oregon OSHA continues to work on methods for breaking down these barriers and bridging the inequity gap. For example, Oregon OSHA formed a partnership with the Oregon Health Authority to produce a worker rights video available in six languages. Those languages are Spanish and the Mesoamerican languages of K'iche, Mam, Mixteco-Alto, Q'anjob'al, and Zapoteco. The videos are on track to be finalized soon.

4. What can we do to ensure they are part of our decision-making process?

Oregon OSHA seeks to engage with stakeholders where they are most comfortable. That includes providing hybrid meeting options, in addition to holding in-person meetings across the state, varying the times of the meetings (including evenings) to allow for more participation. When notified in advance, Oregon OSHA strives to ensure that translation serves are available to help facilitate diverse participation. Also, Oregon OSHA participates in events organized by community members, including advocacy groups, to listen to their concerns and share resources with workers.

5. What are the barriers that keep communities from participating in decision-making?

Technological, language, and cultural differences can discourage some communities from fully participating in Oregon OSHA decision-making. In some instances, underrepresented workers may be fearful of working with a government agency, especially one focused on enforcement. Oregon OSHA continues to work on methods for breaking down these barriers and bridging the inequity gap. Beyond the stakeholder groups mentioned, some recent efforts include a worker safety and health conference conducted all in Spanish, Spanish rulemaking public hearings, and listening sessions to hear directly from workers about issues in the workplace (most recently for heat and smoke). In addition, we have increased use of Hispanic radio and Facebook outreach to market resources, information, and training and education materials.

6. How are we ensuring that we provide access to and address the needs of:

- **Language?**

Both the Department of Consumer and Business Services and Oregon OSHA – a division of DCBS – work to provide such access and to address language needs.

The examples are abundant.

One is the DCBS Multicultural Communications Program. It has partnered with the Consulate of Mexico and various school districts, nonprofit agencies, and grassroots, faith, and community-based organizations throughout Oregon to educate workers and others on DCBS services, including Oregon OSHA programs.

Among other things, staff members participate in community outreach presentations and programs, informational fairs, and field visits to limited English proficiency communities; join Virginia Garcia Health Memorial on-site at farms and agricultural job sites to provide information to vulnerable communities (especially seasonal workers); participate in "farm camps" held throughout Washington and Yamhill counties; and regularly attend events with the Consulate of Mexico.

Meanwhile, Oregon OSHA seeks to employ multi-lingual field staff members and to develop multi-lingual resources.

In a recent situation, for example, Oregon OSHA was asked to translate some targeted resource materials into Russian. The division immediately began processing the request, opening the door to making new resource materials available to the Russian-speaking community.

Additional efforts on the part of Oregon OSHA include PESO, a long-running bilingual program created to help English-speaking employers train and talk about workplace safety and health issues with Spanish-speaking workers. Oregon OSHA continues to expand PESO with new offerings. Another example is the division's hosting of an annual Spanish-language conference specifically addressing worker needs. Topics include asserting rights to a safe workplace, protecting health and safety at work and at home, and protecting against wage theft. The conference includes a focus on safety and health in agriculture, construction, food processing, and logging and forest harvesting.

- **Technology?**

Oregon OSHA solicits stakeholder input via in-person meetings and by mail, fax, phone, and email. Those interested in engaging in the complaint process also have access to an online complaint form to report unsafe or unhealthy working conditions. However, there are always opportunities to improve the process. After receiving feedback from the Racial Justice Council, we are working on simplifying the online complaint form webpage to ensure the information contained is clearly understood by its users.

- **Physical accessibility?**

Oregon OSHA has six offices located throughout Oregon that divide up all of the 36 counties for access to resources and to discuss with staff members any safety and health concerns. This allows Oregon OSHA to cover the entire state.

- **Adequate support and preparation?**

Oregon OSHA supports and prepares workers through the enforcement program by accepting complaints and involving workers in inspection activities, including private interviews. Oregon OSHA also prepares workers with many resources for training on workplace hazards.

- **Financial support?**

While Oregon OSHA does not provide direct financial support to stakeholders, we do support workers' safety and health to keep them on the job.

Resource Allocation and Accessibility

1. **How are we ensuring that forms of response/relief/benefit/resource/budget allocation are:**
    - **Going directly to the communities who need it?**

Oregon OSHA will need to further enhance means and methods for routine data collection and analysis. As part of Oregon OSHA's Community Engagement Plan, there are focused efforts into working with worker and employer advocacy groups during the building of the budget and influencing policy decisions. In the upcoming 2023-25 biennium, Oregon OSHA is seeking a policy option package to establish a community engagement coordinator to help the division communicate and coordinate active engagement with populations that are more at risk for injury and illness. Additionally, the Ombuds Office for Oregon Workers has expanded its services to include helping

workers understand their rights under the Oregon Safety Employment Act (OSEA).

- **Accessible regardless of disability or status?**

Oregon OSHA has jurisdiction over most workplaces in Oregon, which will include protections for those workers, regardless of their disability or status.

- **Accessible regardless of language?**

Oregon OSHA is actively working on expanding its resources into Spanish and other languages. Currently, Oregon OSHA has access to more than 240 languages and dialects through a third-party vendor to help communicate with workers using other languages.

The DCBS Multicultural Communications Program provides outreach to communities with limited English proficiency.

Also, Oregon OSHA continues to build other resources to break down potential language barriers, including its PESO program, online video trainings, and articles and publications.

- **Compliant with the ADA requirements?**

Oregon OSHA currently has resources to address ADA requirements and conducts enforcement activities consistent with Department of Administrative Services and DCBS guidelines.

- **Accessible regardless of access to technology?**

Oregon OSHA provides numerous methods to access its services, including in-person communications, phone, fax, email, and an online complaint form.

- **Supporting, consulting, and/or partnering with tribes?**

Oregon OSHA does not have jurisdiction over tribal lands, but the resources are available to everyone and will benefit the safety and health of our tribal partners. There are more opportunities for growth to coordinate with tribal members on safety- and health-related issues for their tribal members who work off-tribe for employers under Oregon OSHA jurisdiction.

- **Accessible regardless of geographic location including rural Oregonians?**

Oregon OSHA provides numerous methods to access its services, including in-person communications, phone, fax, email, and an online complaint form. Oregon OSHA has six offices located throughout Oregon for access to resources and to discuss with staff members any safety and health concerns.

- **Being prioritized for communities already living on the margins (e.g., older adults, gender, ethnic, and racial minorities, immigration status, socio-economic status)?**

Oregon OSHA's has jurisdiction over most workplaces in Oregon, which will include protections for those workers, regardless of their status. The Oregon OSHA enforcement program protects workers from injuries and illnesses, which allows them to work in an environment where they are not fearful of getting hurt or sick and can continue to support themselves financially. As part of the 2023-25 biennium, Oregon OSHA is seeking a policy option package to establish a community engagement coordinator to help the division communicate and coordinate active engagement with populations that are more at risk for injury and illness.

2. **Are we using strategies that are culturally specific and responsive to address the distinct needs of Oregonians? If not, what resources or community partners can we consult with to develop culturally specific and responsive strategies?**

Oregon OSHA seeks participation from a diverse body of stakeholders, some of whom represent specific groups of workers, such as low-wage or migrant workers. Oregon OSHA is committed to continual improvement. The establishment of a new community engagement coordinator will provide opportunities to enhance the services offered and assist in incorporating feedback from the Ombuds Office for Oregon Workers' review of the program.

3. **Are our programs and services providing reasonable accommodations in compliance with the ADA to Oregonians? If not, what resources or partners can we consult with to develop strategies to better support people with disabilities?**

Oregon OSHA currently has resources to address ADA requirements.

Evaluation

1. **What measurable outcomes are most important to our historically and currently underserved communities?**

Oregon OSHA has a multitude of data-driven metrics that continue to be used for evaluating the effectiveness of its program. Some examples of metrics that will be used include reducing the fatality and injury/illness rates, increasing number of inspection, and reducing time to issue a citation. Trust in Oregon OSHA is another important outcome. The division will seek any and all ways to measure this outcome. This could include evaluating worker involvement in our rulemaking process, such as listening sessions and comments received directly from workers.

2. **How will impacts be documented and evaluated?**

Oregon OSHA will develop procedures for documenting and reporting its evaluation of its community-informed enforcement efforts. This will include routine meetings, quarterly documentation, and the drafting of an annual report that will be publicly available.

3. **How will our communities participate in the evaluation process?**

Oregon OSHA will coordinate with community partners to discuss the effectiveness of the program and provide listening sessions for workers and advocacy groups to share their experiences or concerns. Additionally, Oregon OSHA will look to the Ombuds Office for Oregon Workers to provide feedback that its employees have identified or heard in their work with those covered by Oregon Safe Employment Act.

4. **Are we achieving the anticipated outcomes?**

Oregon OSHA is making an impact on the lives of workers through enforcement activities, including accident investigations, complaints, referrals, and planned inspections. Oregon OSHA also recognizes the importance of continual improvement and will continue to identify emerging safety and health issues, and institute protective measures.

5. **Are we having measurable impact in the communities?**

Oregon OSHA is making an impact on the lives of workers through enforcement activities, including accident investigations, complaints, referrals, and planned inspections. Based on statistical data, Oregon OSHA has driven down the fatality rate over the years and has directly contributed to lower workers' compensation premiums.

Oregon OSHA recognizes that even with the successes, this is an area for improvement. The division is committed to further reducing the fatality and injury/illness rates and positively increasing the way in which we are seen throughout Oregon as a trusted partner.

6. **How are we consistently communicating our efforts with our communities and demonstrating our results?**

Oregon OSHA communicates the results of the various metrics through our partnerships groups, and often discuss strategies for continuous improvement. A recent example includes the division's work on the heat and smoke rulemaking. The division created a temporary rule and hosted listening sessions for workers and set up a call line so workers could provide comments on the rules. The division also works with the agency's Multicultural Communications Program manager, whose program's mission is to promote and enhance the delivery of DCBS services to Oregon's multicultural communities.

7. **How do we collect and respond to feedback?**

The enforcement program solicits feedback through compliance officer surveys, appeal surveys, worker listening sessions, rulemaking advisory committees, and advocacy work groups. In a recent discussion with the Racial Justice Council, for example, Oregon OSHA received valuable feedback that the online complaint form information was a little complex and could be simplified. We are currently working on simplifying the webpage and ensuring that the information contained is clearly understood by its users. We plan to do more work to evaluate the effectiveness of these proposed changes with those unfamiliar with the process to ensure clarity is achieved.

Oregon OSHA seeks input from community partners on the needs of the communities and how Oregon OSHA can best serve them and help community partners serve them. We will be evaluating methods to improve the complaint form and ways we can make filing a complaint easier. Also, Oregon OSHA, the Multicultural Communications Program, and the Ombuds Office for Oregon Workers attend events and are available by phone to help people complete the complaint form. Plus, Oregon OSHA has videos in English and Spanish on its complaint webpage to explain how to complete the form.

Also, Oregon OSHA will look to the Ombuds Office for Oregon Workers to provide feedback its employees have identified or heard in their work with those covered by Oregon Safe Employment Act. Additionally, one of the goals of the Multicultural Communications Program is to build bridges of communication among the department, divisions, and multicultural communities of Oregon.

8. **How do we use these results to continually reevaluate and improve our efforts?**

Oregon OSHA's metrics are evaluated monthly, quarterly, annually, and through a five-year strategic plan with federal OSHA. Oregon OSHA is also imbedding information received through our community engagement into our budget work, legislative concepts, and policy option packages.

9. **How are we ensuring these partnerships do not exploit the communities we seek to engage?**

As Oregon OSHA actively engages on a routine basis with a multitude of partners, we have the opportunity to discuss our efforts directly with the vulnerable populations or their advocacy representatives. Oregon OSHA's enforcement inspection activities include interviews with employees to obtain first-hand knowledge of their experiences and concerns.

10. **How will we operationalize equity and create accountability systems?**

Oregon OSHA will need to fold these elements into our current metrics for continued evaluation by actively

seeking input and feedback from our community partners through the partnership committee and other standing committees. Oregon OSHA will also look for opportunities to grow partnerships as part of its strategic plan through federal OSHA, which includes accountability measures that are evaluated quarterly.

11. How will we ensure adequate capacity to implement strategies as outlined?

As part of the upcoming budget request for the 2023-25 biennium, Oregon OSHA is requesting a new position for a community outreach coordinator through a policy option package to facilitate and track the strategies outlined in the community engagement plan.

Progress Toward Affirmative Action Goals

At DCBS, we take a thoughtful, widespread approach to continuously make real changes in which all voices are valued. It is important to continue to embrace the variety of differences between people in the agency. Recognizing that is not diversity alone, we must have inclusion on how people identify themselves and how others perceive them. This embodies race, gender, age, religion, ethnic groups, sexual orientation, citizenship, military service, and mental and physical ability, as well as other distinct differences between people.

We support our workforce and communities to reach their full potential by continuing to embed diversity, equity, and inclusion (DEI) into every aspect of our policies, operations, and services. We continue to promote inclusive prosperity by including minority- and women-owned businesses in our business activities and contracts.

A key strategic initiative for the agency is our community engagement in which we strive for excellent customer service. A critical aspect of this initiative is to fully use available resources to ensure we are not missing any opportunities to engage with all communities throughout the state. This helps us meet the genuine needs of all residents in a respectful and fiscally responsible way that fosters dignity and respect.

By having an ongoing engagement with our communities, we continue to see changes on the agency workforce demographic. This has resulted in incremental gains in the percentage of people of color in the agency's workforce.

As we review the different aspects of the agency demographics and evaluate comparison of data from the enterprise, state, and U.S. Census, we understand that disparities and barriers exist.

Now more than ever, we are committed to DEI and are taking a firm look at demographics among our entire workforce and across our leadership ranks.

The trend charts include statistics data from Workday for quarters ending June 30, 2011, through June 30, 2021.

This will serve as our benchmark, pinpointing where we are today, so that we can measure progress moving forward. We are also including in this report our military services personnel. As we look at the numbers of our workforce, we see that there are opportunities to increase diversity at the leadership level. Improving minority representation in leadership roles would bring diverse perspectives and viewpoints to bear on decision-making and would mean that the leadership at DCBS would accurately reflect the communities we serve.

We will continue to build collaboration with organizations committed to diversity, equity, and inclusion, including:

- AARP
- Adelante Mujeres
- African American Chamber
- African American Youth Leadership
- Asian Health and Services Center
- Asian Pacific American Business Alliance
- Basic Rights Oregon

- Bienestar Community Development Corp
- Blacks in Government
- Burns Paiute Tribe
- CASA of Oregon
- Catholic Charities of Oregon
- CAUSA Oregon
- Centro Cultural
- Centro de Prosperidad
- Centro Latino Americano
- City of Salem Multicultural Institute
- City of Woodburn
- Confederated Tribes of the Siletz Indians
- Confederated Tribes of the Umatilla Indian Reservation
- Constructing Hope
- Consulate of Mexico
- Dev NW
- Easter Seals
- ELY Empowerment and Leadership
- Euvalcree
- FACT Oregon
- Fair Shot For All Coalition
- Familias en Accion
- Financial Beginnings
- Galt Foundation
- Goodwill Industries
- Habitat for Humanity
- Hacienda CDC
- Hispanic Chamber of Commerce
- Hope and Safety Alliance
- Immigrant Refugee Community Organization (IRCO)
- Klamath Tribe
- Konev Consulting
- Latino Built
- Latino Business Alliance
- Latino Partnership Program
- Latino Professional Connect
- Legal Aid Services of Oregon
- Mano a Mano
- Metropolitan Family Services
- Micro Enterprise Services of Oregon (MESO)
- Military One Source
- Minority Construction Group
- NAACP – Portland, Salem, and Eugene
- NAMC
- National Association for Black Veterans/Black Pioneers
- Native American Youth and Family (NAYA)
- Native American Youth and Family Center
- Neighborhood Partnerships
- Oregon Advocacy Commission
- Oregon Association of Minority Entrepreneurs (OAME)
- Oregon Child Development Coalition (OCDC)
- Oregon Native American Chamber (ONAC)
- Oregon State University affinity groups
- Oregon Tradeswomen
- Pacific Northwest Bleeding Disorders
- Partners in Diversity
- Philippine American Chamber of Commerce of Oregon
- Pineros y Campesinos Unidos del Noroeste (PCUN)
- Portland Housing Bureau
- Salem Keizer Education Association
- Salem-Keizer Coalition for Equality
- Salem-Keizer NAACP

- Salem-Keizer Public School
- Startup Oregon
- Susan G. Komen
- U.S. Department of Veterans Affairs
- Unete
- Unidos
- United Cerebral Palsy
- University of Oregon affinity groups
- Urban League
- VETcare
- Vocations Rehabilitation
- Willamette University
- Woodburn School District
- WorkSource Oregon

Accomplishments

Due to COVID-19, our community and employee engagement were limited to online and phone services. We were still able to continue to progress in our recruitment.

- The DCBS Diversity, Equity, and Inclusion Office, with its Diversity, Equity, and Inclusion Council, continued to serve as an advisory body that promoted achieving the agency's diversity, equity, and inclusion initiative and business needs through effective culture change strategies.
- Continued to host diversity, equity, and inclusion events by inviting speakers from our workplace, enterprise, community, and legislative level. All these inspiring diversity speakers are fighting for social justice, changes on hiring practices, and economical equity progress by elevating the voices of underserved or underrepresented groups within society. The passionate DEI speakers in this category are LGBTQ+ rights, disability inclusion, advocates in gender equality, anti-racism, military personnel, and people of color in a wide variety of industries. Speakers at these events included:
  - Former Gov. Barbara Roberts, which was our highest-attended event, with more than 800 employees, stakeholders, and agency and community partners.
  - The Oregon Historical Society bringing history in ways that challenge conventional thinking among attendees.
  - Speakers panels for the different heritage and celebration months throughout the year.
- Created workshops, resources, and weekly wrap-ups to help managers, who might be hesitant to engage in difficult conversations with employees, with topics of conversation.
- Honored and recognized by the Philippine American Chamber of Commerce of Oregon and Oregon Native American Chamber for collaboration and partnership.
- In response to the past two years' events, Diversity, Equity, and Inclusion office, in partnership with the Multicultural Communications Program, developed a list of resources to be shared by radio, announcements, presentations, and handouts for members of underserved and underrepresented communities affected by COVID-19 and Oregon wildfires.
- The DEI office collaborated with the Communications Section to enhance external and internal webpages so they could be a source of information for employees, stakeholders, and community partners.
- Acknowledging our responsibility to our employees' mental health, intersectionality, and recognizing the different effect stress has on people of color, our employee assistance program facilitated

various workshops for employees to provide resources and tools for handling stress.

- Leadership followed on recommendations from employees in providing DEI training (crucial conversations) as part of their work hours instead of during lunch hours. Employee attendance was done through management consideration and workload schedule.
- Employees were encouraged to voluntarily participate in crucial conversations, which included topics of race, gender, ethnicity, culture, veterans' experiences, disability, identity, and issues affecting a specific community. These sessions were in a private and safe setting for employees to engage in dialogue as the unrestricted flow of meaning between people. This essentially means that we encourage employees to talk openly and honestly with each other.
- Created the first meet and greet for employees of color in which everyone has the opportunity to meet with peers and share experiences and career goals. One of the most important things employees of color need to learn about their workplace is that there are other people like them.

People of color

At DCBS, the 10-year trend shows that our workforce representation of people of color continues to change steadily increasing every year with at least 0.75 percent to 3.5 percent between 2015 and 2021, according to Workday's report as of June 30, 2021.

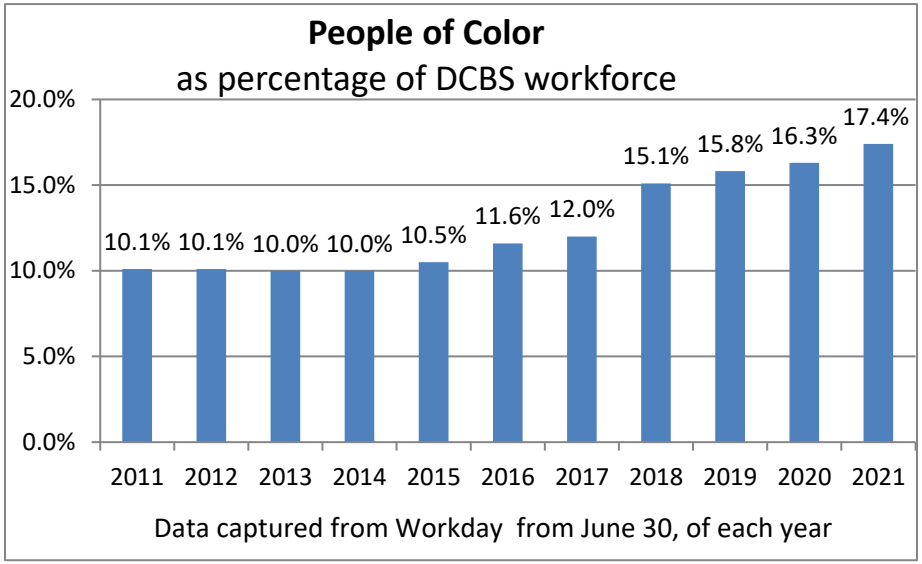

Veterans

As an agency, we have acknowledged that to promote diversity, equity and inclusion, and intersectionality of people, we must recognize the mental and economical challenges our veterans face. Because of this, we are including veterans in this and future reports regarding workforce demographic data. As of June 30, 2021, 9 percent of DCBS employees have served in the military.

Persons with Disabilities

For applicants and employees who may still be struggling with accepting their disabilities, choosing to disclose them can be overwhelming. They could be facing challenges as understanding their impairments and determining what types of accommodations are available, because some impairments might not be visible. Since

disclosure of disabilities is voluntary for employees, this continues to be underreported. The Family and Medical Leave Act coordinator attends each onboarding, but the numbers continue to decrease, which is challenging for the agency. The 2021 numbers were at 2.3 percentage in comparison to 3.5 percent as of December 2017.

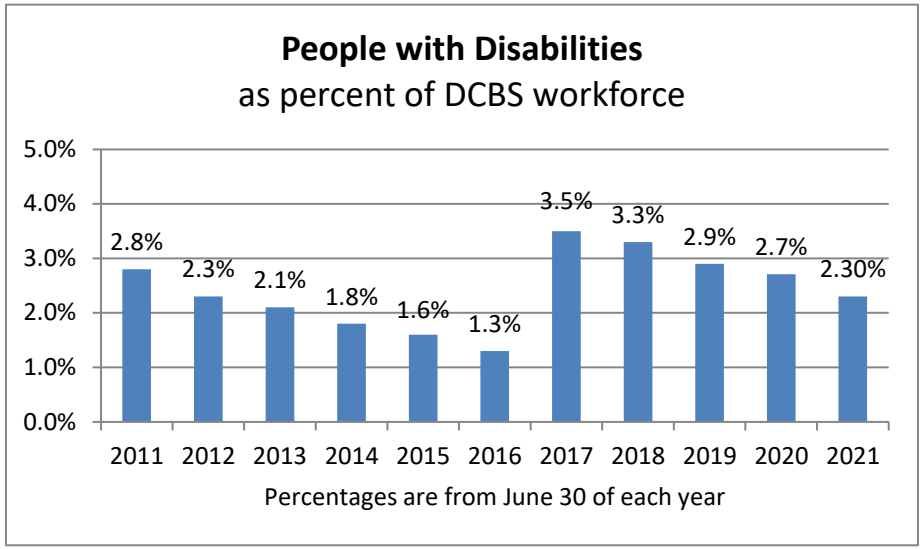

Women

The agency continues to have higher women representation at 52.5% which is above the population representation of the State and the United States, based on the US Census of 50.4% and 50.8% respectively.

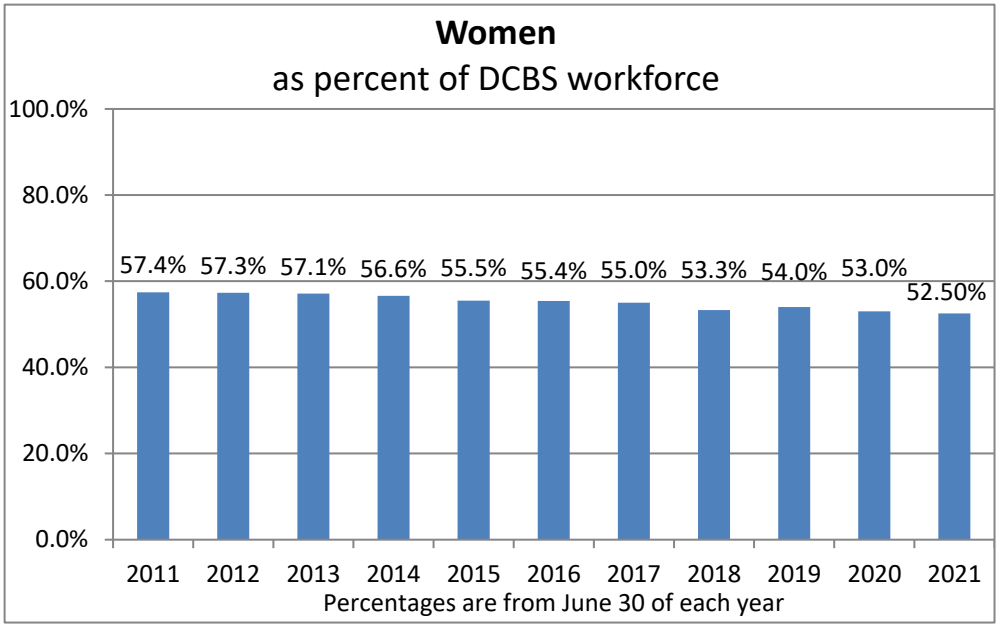

Six-Year Plan

The agency's goal is innovation and adaptability across the divisions to help us be dynamic and culturally responsive, moving us towards the goal of being racially justice internally and in the community by listening to voice's objectives of those underserved and underrepresented in our workforce and community (race, color, religion or creed, national origin or ancestry, sex, age, physical or mental disability, veteran status, genetic information, and citizenship). and having actionable and measurable objectives

Two-Year Plan

- Gather data – assess diversity in your current workforce related to people of color.
- Conduct diversity hiring audit on hiring throughout the process and identify areas of concern – find areas of underrepresentation that need to be addressed such as removing gender identification from all job announcements.
- DCBS Diversity, Equity and Inclusion Council to continue provide new ideas and identify best practices to be shared among their divisions to increase the number of people of color, veterans and people with disabilities.
- Implement utilizing inclusive hiring practices.
- Research available tools and resources to assist with recruitment process.
- Continue providing training or facilitation of events on removing bias.
- Utilize diversity boards and websites for recruiting people of color.
- Invest in internship for students or individuals with limited experience of color.
- Required from all internal and external panel members to take the online training "Conducting an Effective and Inclusive Interview."
- Remove racial bias from job announcements such gender identification.
- Continue to showcase in our announcement and marketing the diversity of our workforce. Diversity calls upon diversity.
- Encourage referrals from staff, stakeholders and other community partners.
- Continue sharing agency's diversity, equity and inclusion initiatives, and information by joining the director at onboarding or new employees sessions.
- emphasize the importance of experience working with diverse populations (not just race and ethnicity, but also sexual orientation, gender identity, religious affiliation, etc.).
- Attend job fairs at local community, schools, and 4-year colleges that serve primarily underrepresented population.
- Engage in strategic partnerships with major partners who have a strong presence in traditionally underrepresented communities.
- Collaborate with Employee Services to assist each division on their DEI initiatives.
- Utilize succession planning as a tool to broaden the opportunities to new hires and staff to management positions.
- Conduct quarterly virtual career fairs.
- Provide opportunities for potential candidates or community partners to get a sense of our diversity workforce or services we provide.
- Host a late summer annual DEI Career Fair and encourage members of underserved and underrepresented communities to attend.

- Maintain professional networks and make note of potential candidates from underrepresented groups. Build and develop relationships with potential candidates, keeping them in mind for future openings and/or asking them to assist in recruiting from their own network.
- Focus on increasing the number of people of color in management positions through education, awareness, and outreach.
- Ensure diverse faces and vocal champions of diversity, equity, and inclusion are at the top leadership levels.
- Work with veterans groups to provide outreach about career opportunities at DCBS and offer job search help, such as application reviews and informational and mock interviews. Attend one or two veterans' events per biennium.
- Focus on retaining employees and creating an environment that is inclusive, accepting, and respectful of differences, including ethnic, cultural, generational, and life experience.
- Continue to measure, monitor, and improve employee engagement throughout the agency, paying close attention to the needs of our diverse workforce.
- Continue encouraging hiring managers for all interview panels to be ethnically diverse.

Agency Span of Control as of 7/1/2021 @ 12:07 PM

Agency	Agency Max Supervisory ratio	Total # EEs *	Total # Non-supervisory EEs	÷	Total # Supervisory EEs	Total # EEs not assigned a Representation **	1	:	Adjusted Actual Ratio	Actual ratio
Bureau of Labor and Industries	(1:8)	12	107	÷	14	0	1	:	8	7.64
Department of Administrative Services	(1:10)	1026	931	÷	95	0	1	:	10	9.80
Department of Agriculture	(1:8)	816	765	÷	51	0	1	:	15	15.00
Department of Consumer and Business Services	(1:11)	987	903	÷	84	0	1	:	11	10.75
Department of Corrections	(1:10)	5081	4662	÷	418	1	1	:	11	11.15
Department of Environmental Quality	(1:10.25)	870	796	÷	74	0	1	:	11	10.76
Department of Fish and Wildlife	(1:6)	1458	1266	÷	191	1	1	:	7	6.63
Department of Human Services	(1:8.39)	11107	10100	÷	998	9	1	:	10	10.12
Department of Justice	(1:11.88)	1638	1512	÷	124	2	1	:	12	12.19
Department of Public Safety Standards and Training	(1:27)	451	432	÷	16	3	1	:	27	27.00
Department of Revenue	(1:11)	1136	1041	÷	95	0	1	:	11	10.96
Department of State Lands	(1:8)	146	132	÷	14	0	1	:	9	9.43
Department of Transportation	(1:11)	5777	5392	÷	448	0	1	:	12	12.04
Employment Department	(1:11)	3041	2833	÷	208	0	1	:	14	13.62
Forestry Department	(1:7)	1625	1460	÷	165	0	1	:	14	13.62
Higher Education Coordinating Commission	(1:7)	167	148	÷	19	0	1	:	9	8.85
Oregon Business Development Department	(1:9)	170	152	÷	18	0	1	:	8	7.79
Oregon Department of Education	(1:9)	1001	910	÷	84	7	1	:	11	10.83
Oregon Health Authority	(1:8.6)	5389	4953	÷	453	1	1	:	11	10.93
Oregon Housing and Community Services	(1:9)	409	369	÷	40	0	1	:	9	9.23
Oregon Liquor Control Commission	(1:11)	411	384	÷	27	0	1	:	14	14.22
Oregon State Department of Police	1:12	1571	1430	÷	136	5	1	:	11	10.51
Oregon Youth Authority	(1:9)	1086	987	÷	99	0	1	:	10	9.97
Parks and Recreation Department	(1:8)	903	820	÷	83	0	1	:	10	9.88
Public Employees Retirement System	(1:10)	420	385	÷	35	0	1	:	11	11.00
Public Utility Commission of Oregon	(1:5)	132	112	÷	20	0	1	:	6	5.60
State of Oregon Military Department	(1:10)	608	556	÷	52	0	1	:	11	10.69
Water Resources Department	(1:8)	191	173	÷	18	0	1	:	10	9.61
Veteran Affairs		109	92	÷	17	0	1	:	5	5.41

* This total number includes positions which were flagged by Workday as NOT having a Repr code assigned. Each position was reviewed and assigned to a supervisory or non supervisory category.
** These numbers are showing up in Workday as not having a Repr code assigned. They were reallocated to a supervisory or non-supervisory category and folded into the Total on column C.

Cross Reference Number	Cross Reference Description	Package Number	Priority	Package Description	Package Group
005-00-00-00000	Workers Compensation NL Accts	010	0	Vacancy Factor and Non-ORPICS Personal Services	Essential Packages
005-00-00-00000	Workers Compensation NL Accts	021	0	Phase-in	Essential Packages
005-00-00-00000	Workers Compensation NL Accts	022	0	Phase-out Pgm & One-time Costs	Essential Packages
005-00-00-00000	Workers Compensation NL Accts	031	0	Standard Inflation	Essential Packages
005-00-00-00000	Workers Compensation NL Accts	032	0	Above Standard Inflation	Essential Packages
005-00-00-00000	Workers Compensation NL Accts	033	0	Exceptional Inflation	Essential Packages
005-00-00-00000	Workers Compensation NL Accts	060	0	Technical Adjustments	Essential Packages
005-00-00-00000	Workers Compensation NL Accts	070	0	Revenue Shortfalls	Policy Packages
005-00-00-00000	Workers Compensation NL Accts	081	0	June 2022 Emergency Board	Policy Packages
005-00-00-00000	Workers Compensation NL Accts	090	0	Analyst Adjustments	Policy Packages
005-00-00-00000	Workers Compensation NL Accts	091	0	Additional Analyst Adjustments	Policy Packages
005-00-00-00000	Workers Compensation NL Accts	092	0	Statewide AG Adjustment	Policy Packages
005-00-00-00000	Workers Compensation NL Accts	093	0	Statewide Adjustment DAS Chgs	Policy Packages
005-00-00-00000	Workers Compensation NL Accts	801	0	LFO Analyst Adjustments	Policy Packages
005-00-00-00000	Workers Compensation NL Accts	802	0	Vacant Position Reductions	Policy Packages
005-00-00-00000	Workers Compensation NL Accts	810	0	Statewide Adjustments	Policy Packages
005-00-00-00000	Workers Compensation NL Accts	811	0	Budget Reconciliation	Policy Packages
005-00-00-00000	Workers Compensation NL Accts	813	0	Policy Bills	Policy Packages
005-00-00-00000	Workers Compensation NL Accts	816	0	Capital Construction	Policy Packages
006-00-00-00000	Workers' Benefit Fund	010	0	Vacancy Factor and Non-ORPICS Personal Services	Essential Packages
006-00-00-00000	Workers' Benefit Fund	021	0	Phase-in	Essential Packages
006-00-00-00000	Workers' Benefit Fund	022	0	Phase-out Pgm & One-time Costs	Essential Packages

Cross Reference Number	Cross Reference Description	Package Number	Priority	Package Description	Package Group
006-00-00-00000	Workers' Benefit Fund	031	0	Standard Inflation	Essential Packages
006-00-00-00000	Workers' Benefit Fund	032	0	Above Standard Inflation	Essential Packages
006-00-00-00000	Workers' Benefit Fund	033	0	Exceptional Inflation	Essential Packages
006-00-00-00000	Workers' Benefit Fund	060	0	Technical Adjustments	Essential Packages
006-00-00-00000	Workers' Benefit Fund	070	0	Revenue Shortfalls	Policy Packages
006-00-00-00000	Workers' Benefit Fund	081	0	June 2022 Emergency Board	Policy Packages
006-00-00-00000	Workers' Benefit Fund	090	0	Analyst Adjustments	Policy Packages
006-00-00-00000	Workers' Benefit Fund	091	0	Additional Analyst Adjustments	Policy Packages
006-00-00-00000	Workers' Benefit Fund	092	0	Statewide AG Adjustment	Policy Packages
006-00-00-00000	Workers' Benefit Fund	093	0	Statewide Adjustment DAS Chgs	Policy Packages
006-00-00-00000	Workers' Benefit Fund	801	0	LFO Analyst Adjustments	Policy Packages
006-00-00-00000	Workers' Benefit Fund	802	0	Vacant Position Reductions	Policy Packages
006-00-00-00000	Workers' Benefit Fund	810	0	Statewide Adjustments	Policy Packages
006-00-00-00000	Workers' Benefit Fund	811	0	Budget Reconciliation	Policy Packages
006-00-00-00000	Workers' Benefit Fund	813	0	Policy Bills	Policy Packages
006-00-00-00000	Workers' Benefit Fund	816	0	Capital Construction	Policy Packages
011-12-00-00000	Workers' Comp Board	010	0	Vacancy Factor and Non-ORPICS Personal Services	Essential Packages
011-12-00-00000	Workers' Comp Board	021	0	Phase-in	Essential Packages
011-12-00-00000	Workers' Comp Board	022	0	Phase-out Pgm & One-time Costs	Essential Packages
011-12-00-00000	Workers' Comp Board	031	0	Standard Inflation	Essential Packages
011-12-00-00000	Workers' Comp Board	032	0	Above Standard Inflation	Essential Packages
011-12-00-00000	Workers' Comp Board	033	0	Exceptional Inflation	Essential Packages

Cross Reference Number	Cross Reference Description	Package Number	Priority	Package Description	Package Group
011-12-00-00000	Workers' Comp Board	060	0	Technical Adjustments	Essential Packages
011-12-00-00000	Workers' Comp Board	070	0	Revenue Shortfalls	Policy Packages
011-12-00-00000	Workers' Comp Board	081	0	June 2022 Emergency Board	Policy Packages
011-12-00-00000	Workers' Comp Board	090	0	Analyst Adjustments	Policy Packages
011-12-00-00000	Workers' Comp Board	091	0	Additional Analyst Adjustments	Policy Packages
011-12-00-00000	Workers' Comp Board	092	0	Statewide AG Adjustment	Policy Packages
011-12-00-00000	Workers' Comp Board	093	0	Statewide Adjustment DAS Chgs	Policy Packages
011-12-00-00000	Workers' Comp Board	801	0	LFO Analyst Adjustments	Policy Packages
011-12-00-00000	Workers' Comp Board	802	0	Vacant Position Reductions	Policy Packages
011-12-00-00000	Workers' Comp Board	810	0	Statewide Adjustments	Policy Packages
011-12-00-00000	Workers' Comp Board	811	0	Budget Reconciliation	Policy Packages
011-12-00-00000	Workers' Comp Board	813	0	Policy Bills	Policy Packages
011-12-00-00000	Workers' Comp Board	816	0	Capital Construction	Policy Packages
011-13-00-00000	Workers’ Compensation Programs	010	0	Vacancy Factor and Non-ORPICS Personal Services	Essential Packages
011-13-00-00000	Workers’ Compensation Programs	021	0	Phase-in	Essential Packages
011-13-00-00000	Workers’ Compensation Programs	022	0	Phase-out Pgm & One-time Costs	Essential Packages
011-13-00-00000	Workers’ Compensation Programs	031	0	Standard Inflation	Essential Packages
011-13-00-00000	Workers’ Compensation Programs	032	0	Above Standard Inflation	Essential Packages
011-13-00-00000	Workers’ Compensation Programs	033	0	Exceptional Inflation	Essential Packages
011-13-00-00000	Workers’ Compensation Programs	060	0	Technical Adjustments	Essential Packages
011-13-00-00000	Workers’ Compensation Programs	070	0	Revenue Shortfalls	Policy Packages
011-13-00-00000	Workers’ Compensation Programs	081	0	June 2022 Emergency Board	Policy Packages

Cross Reference Number	*Cross Reference Description*	*Package Number*	Priority	*Package Description*	*Package Group*
011-13-00-00000	Workers' Compensation Programs	090	0	Analyst Adjustments	Policy Packages
011-13-00-00000	Workers' Compensation Programs	091	0	Additional Analyst Adjustments	Policy Packages
011-13-00-00000	Workers' Compensation Programs	092	0	Statewide AG Adjustment	Policy Packages
011-13-00-00000	Workers' Compensation Programs	093	0	Statewide Adjustment DAS Chgs	Policy Packages
011-13-00-00000	Workers' Compensation Programs	801	0	LFO Analyst Adjustments	Policy Packages
011-13-00-00000	Workers' Compensation Programs	802	0	Vacant Position Reductions	Policy Packages
011-13-00-00000	Workers' Compensation Programs	810	0	Statewide Adjustments	Policy Packages
011-13-00-00000	Workers' Compensation Programs	811	0	Budget Reconciliation	Policy Packages
011-13-00-00000	Workers' Compensation Programs	813	0	Policy Bills	Policy Packages
011-13-00-00000	Workers' Compensation Programs	816	0	Capital Construction	Policy Packages
011-13-00-00000	Workers' Compensation Programs	101	1	Workers' Compensation Modernization	Policy Packages
011-15-00-00000	OR - OSHA	010	0	Vacancy Factor and Non-ORPICS Personal Services	Essential Packages
011-15-00-00000	OR - OSHA	021	0	Phase-in	Essential Packages
011-15-00-00000	OR - OSHA	022	0	Phase-out Pgm & One-time Costs	Essential Packages
011-15-00-00000	OR - OSHA	031	0	Standard Inflation	Essential Packages
011-15-00-00000	OR - OSHA	032	0	Above Standard Inflation	Essential Packages
011-15-00-00000	OR - OSHA	033	0	Exceptional Inflation	Essential Packages
011-15-00-00000	OR - OSHA	060	0	Technical Adjustments	Essential Packages
011-15-00-00000	OR - OSHA	070	0	Revenue Shortfalls	Policy Packages
011-15-00-00000	OR - OSHA	081	0	June 2022 Emergency Board	Policy Packages
011-15-00-00000	OR - OSHA	090	0	Analyst Adjustments	Policy Packages
011-15-00-00000	OR - OSHA	091	0	Additional Analyst Adjustments	Policy Packages

Cross Reference Number	Cross Reference Description	Package Number	Priority	Package Description	Package Group
011-15-00-00000	OR - OSHA	092	0	Statewide AG Adjustment	Policy Packages
011-15-00-00000	OR - OSHA	093	0	Statewide Adjustment DAS Chgs	Policy Packages
011-15-00-00000	OR - OSHA	801	0	LFO Analyst Adjustments	Policy Packages
011-15-00-00000	OR - OSHA	802	0	Vacant Position Reductions	Policy Packages
011-15-00-00000	OR - OSHA	810	0	Statewide Adjustments	Policy Packages
011-15-00-00000	OR - OSHA	811	0	Budget Reconciliation	Policy Packages
011-15-00-00000	OR - OSHA	813	0	Policy Bills	Policy Packages
011-15-00-00000	OR - OSHA	816	0	Capital Construction	Policy Packages
011-15-00-00000	OR - OSHA	108	8	Community Engagement	Policy Packages
011-15-00-00000	OR - OSHA	118	18	Occupational Safety and Health Lab	Policy Packages
014-00-00-00000	Insurance	010	0	Vacancy Factor and Non-ORPICS Personal Services	Essential Packages
014-00-00-00000	Insurance	021	0	Phase-in	Essential Packages
014-00-00-00000	Insurance	022	0	Phase-out Pgm & One-time Costs	Essential Packages
014-00-00-00000	Insurance	031	0	Standard Inflation	Essential Packages
014-00-00-00000	Insurance	032	0	Above Standard Inflation	Essential Packages
014-00-00-00000	Insurance	033	0	Exceptional Inflation	Essential Packages
014-00-00-00000	Insurance	060	0	Technical Adjustments	Essential Packages
014-00-00-00000	Insurance	070	0	Revenue Shortfalls	Policy Packages
014-00-00-00000	Insurance	081	0	June 2022 Emergency Board	Policy Packages
014-00-00-00000	Insurance	090	0	Analyst Adjustments	Policy Packages
014-00-00-00000	Insurance	091	0	Additional Analyst Adjustments	Policy Packages
014-00-00-00000	Insurance	092	0	Statewide AG Adjustment	Policy Packages

Cross Reference Number	Cross Reference Description	Package Number	Priority	Package Description	Package Group
014-00-00-00000	Insurance	093	0	Statewide Adjustment DAS Chgs	Policy Packages
014-00-00-00000	Insurance	801	0	LFO Analyst Adjustments	Policy Packages
014-00-00-00000	Insurance	802	0	Vacant Position Reductions	Policy Packages
014-00-00-00000	Insurance	810	0	Statewide Adjustments	Policy Packages
014-00-00-00000	Insurance	811	0	Budget Reconciliation	Policy Packages
014-00-00-00000	Insurance	813	0	Policy Bills	Policy Packages
015-00-00-00000	Health Insurance Marketplace	010	0	Vacancy Factor and Non-ORPICS Personal Services	Essential Packages
015-00-00-00000	Health Insurance Marketplace	021	0	Phase-in	Essential Packages
015-00-00-00000	Health Insurance Marketplace	022	0	Phase-out Pgm & One-time Costs	Essential Packages
015-00-00-00000	Health Insurance Marketplace	031	0	Standard Inflation	Essential Packages
015-00-00-00000	Health Insurance Marketplace	032	0	Above Standard Inflation	Essential Packages
015-00-00-00000	Health Insurance Marketplace	033	0	Exceptional Inflation	Essential Packages
015-00-00-00000	Health Insurance Marketplace	060	0	Technical Adjustments	Essential Packages
015-00-00-00000	Health Insurance Marketplace	070	0	Revenue Shortfalls	Policy Packages
015-00-00-00000	Health Insurance Marketplace	081	0	June 2022 Emergency Board	Policy Packages
015-00-00-00000	Health Insurance Marketplace	090	0	Analyst Adjustments	Policy Packages
015-00-00-00000	Health Insurance Marketplace	091	0	Additional Analyst Adjustments	Policy Packages
015-00-00-00000	Health Insurance Marketplace	092	0	Statewide AG Adjustment	Policy Packages
015-00-00-00000	Health Insurance Marketplace	093	0	Statewide Adjustment DAS Chgs	Policy Packages
015-00-00-00000	Health Insurance Marketplace	801	0	LFO Analyst Adjustments	Policy Packages
015-00-00-00000	Health Insurance Marketplace	802	0	Vacant Position Reductions	Policy Packages
015-00-00-00000	Health Insurance Marketplace	810	0	Statewide Adjustments	Policy Packages

Cross Reference Number	Cross Reference Description	Package Number	Priority	Package Description	Package Group
015-00-00-00000	Health Insurance Marketplace	811	0	Budget Reconciliation	Policy Packages
015-00-00-00000	Health Insurance Marketplace	813	0	Policy Bills	Policy Packages
016-00-00-00000	Finance and Corp Securities	010	0	Vacancy Factor and Non-ORPICS Personal Services	Essential Packages
016-00-00-00000	Finance and Corp Securities	021	0	Phase-in	Essential Packages
016-00-00-00000	Finance and Corp Securities	022	0	Phase-out Pgm & One-time Costs	Essential Packages
016-00-00-00000	Finance and Corp Securities	031	0	Standard Inflation	Essential Packages
016-00-00-00000	Finance and Corp Securities	032	0	Above Standard Inflation	Essential Packages
016-00-00-00000	Finance and Corp Securities	033	0	Exceptional Inflation	Essential Packages
016-00-00-00000	Finance and Corp Securities	060	0	Technical Adjustments	Essential Packages
016-00-00-00000	Finance and Corp Securities	070	0	Revenue Shortfalls	Policy Packages
016-00-00-00000	Finance and Corp Securities	081	0	June 2022 Emergency Board	Policy Packages
016-00-00-00000	Finance and Corp Securities	090	0	Analyst Adjustments	Policy Packages
016-00-00-00000	Finance and Corp Securities	091	0	Additional Analyst Adjustments	Policy Packages
016-00-00-00000	Finance and Corp Securities	092	0	Statewide AG Adjustment	Policy Packages
016-00-00-00000	Finance and Corp Securities	093	0	Statewide Adjustment DAS Chgs	Policy Packages
016-00-00-00000	Finance and Corp Securities	801	0	LFO Analyst Adjustments	Policy Packages
016-00-00-00000	Finance and Corp Securities	802	0	Vacant Position Reductions	Policy Packages
016-00-00-00000	Finance and Corp Securities	810	0	Statewide Adjustments	Policy Packages
016-00-00-00000	Finance and Corp Securities	811	0	Budget Reconciliation	Policy Packages
016-00-00-00000	Finance and Corp Securities	813	0	Policy Bills	Policy Packages
016-00-00-00000	Finance and Corp Securities	816	0	Capital Construction	Policy Packages
017-00-00-00000	Central Services Division	010	0	Vacancy Factor and Non-ORPICS Personal Services	Essential Packages

Cross Reference Number	Cross Reference Description	Package Number	Priority	Package Description	Package Group
017-00-00-00000	Central Services Division	021	0	Phase-in	Essential Packages
017-00-00-00000	Central Services Division	022	0	Phase-out Pgm & One-time Costs	Essential Packages
017-00-00-00000	Central Services Division	031	0	Standard Inflation	Essential Packages
017-00-00-00000	Central Services Division	032	0	Above Standard Inflation	Essential Packages
017-00-00-00000	Central Services Division	033	0	Exceptional Inflation	Essential Packages
017-00-00-00000	Central Services Division	050	0	Fundshifts	Essential Packages
017-00-00-00000	Central Services Division	060	0	Technical Adjustments	Essential Packages
017-00-00-00000	Central Services Division	070	0	Revenue Shortfalls	Policy Packages
017-00-00-00000	Central Services Division	081	0	June 2022 Emergency Board	Policy Packages
017-00-00-00000	Central Services Division	090	0	Analyst Adjustments	Policy Packages
017-00-00-00000	Central Services Division	091	0	Additional Analyst Adjustments	Policy Packages
017-00-00-00000	Central Services Division	092	0	Statewide AG Adjustment	Policy Packages
017-00-00-00000	Central Services Division	093	0	Statewide Adjustment DAS Chgs	Policy Packages
017-00-00-00000	Central Services Division	801	0	LFO Analyst Adjustments	Policy Packages
017-00-00-00000	Central Services Division	802	0	Vacant Position Reductions	Policy Packages
017-00-00-00000	Central Services Division	810	0	Statewide Adjustments	Policy Packages
017-00-00-00000	Central Services Division	811	0	Budget Reconciliation	Policy Packages
017-00-00-00000	Central Services Division	813	0	Policy Bills	Policy Packages
017-00-00-00000	Central Services Division	816	0	Capital Construction	Policy Packages
017-00-00-00000	Central Services Division	101	1	Workers' Compensation Modernization	Policy Packages
017-00-00-00000	Central Services Division	106	6	Prescription Drug Affordability Board	Policy Packages
017-00-00-00000	Central Services Division	109	9	Agency-wide IT Service Desk	Policy Packages

Cross Reference Number	Cross Reference Description	Package Number	Priority	Package Description	Package Group
017-00-00-00000	Central Services Division	110	10	Agency-wide IT Internal Security	Policy Packages
017-00-00-00000	Central Services Division	112	12	Agencywide Financial Services	Policy Packages
017-00-00-00000	Central Services Division	114	14	Workers' Compensation Board IT Support	Policy Packages
017-00-00-00000	Central Services Division	115	15	Agency-wide Data Modernization	Policy Packages
017-00-00-00000	Central Services Division	116	16	Information Technology & Research Workload	Policy Packages
017-00-00-00000	Central Services Division	117	17	Agency-wide IT Training	Policy Packages
018-00-00-00000	Division of Financial Regulation	010	0	Vacancy Factor and Non-ORPICS Personal Services	Essential Packages
018-00-00-00000	Division of Financial Regulation	021	0	Phase-in	Essential Packages
018-00-00-00000	Division of Financial Regulation	022	0	Phase-out Pgm & One-time Costs	Essential Packages
018-00-00-00000	Division of Financial Regulation	031	0	Standard Inflation	Essential Packages
018-00-00-00000	Division of Financial Regulation	032	0	Above Standard Inflation	Essential Packages
018-00-00-00000	Division of Financial Regulation	033	0	Exceptional Inflation	Essential Packages
018-00-00-00000	Division of Financial Regulation	050	0	Fundshifts	Essential Packages
018-00-00-00000	Division of Financial Regulation	060	0	Technical Adjustments	Essential Packages
018-00-00-00000	Division of Financial Regulation	070	0	Revenue Shortfalls	Policy Packages
018-00-00-00000	Division of Financial Regulation	081	0	June 2022 Emergency Board	Policy Packages
018-00-00-00000	Division of Financial Regulation	090	0	Analyst Adjustments	Policy Packages
018-00-00-00000	Division of Financial Regulation	091	0	Additional Analyst Adjustments	Policy Packages
018-00-00-00000	Division of Financial Regulation	092	0	Statewide AG Adjustment	Policy Packages
018-00-00-00000	Division of Financial Regulation	093	0	Statewide Adjustment DAS Chgs	Policy Packages
018-00-00-00000	Division of Financial Regulation	801	0	LFO Analyst Adjustments	Policy Packages
018-00-00-00000	Division of Financial Regulation	802	0	Vacant Position Reductions	Policy Packages

Cross Reference Number	*Cross Reference Description*	*Package Number*	Priority	*Package Description*	*Package Group*
018-00-00-00000	Division of Financial Regulation	810	0	Statewide Adjustments	Policy Packages
018-00-00-00000	Division of Financial Regulation	811	0	Budget Reconciliation	Policy Packages
018-00-00-00000	Division of Financial Regulation	813	0	Policy Bills	Policy Packages
018-00-00-00000	Division of Financial Regulation	816	0	Capital Construction	Policy Packages
018-00-00-00000	Division of Financial Regulation	102	2	Oregon Reinsurance Program	Policy Packages
018-00-00-00000	Division of Financial Regulation	103	3	Information Systems Examiners	Policy Packages
018-00-00-00000	Division of Financial Regulation	104	4	Non-Depository Licensing	Policy Packages
018-00-00-00000	Division of Financial Regulation	105	5	Insurance Institutions Section	Policy Packages
018-00-00-00000	Division of Financial Regulation	106	6	Prescription Drug Affordability Board	Policy Packages
018-00-00-00000	Division of Financial Regulation	107	7	Consumer Education Advocacy	Policy Packages
019-00-00-00000	Building Codes Division	010	0	Vacancy Factor and Non-ORPICS Personal Services	Essential Packages
019-00-00-00000	Building Codes Division	021	0	Phase-in	Essential Packages
019-00-00-00000	Building Codes Division	022	0	Phase-out Pgm & One-time Costs	Essential Packages
019-00-00-00000	Building Codes Division	031	0	Standard Inflation	Essential Packages
019-00-00-00000	Building Codes Division	032	0	Above Standard Inflation	Essential Packages
019-00-00-00000	Building Codes Division	033	0	Exceptional Inflation	Essential Packages
019-00-00-00000	Building Codes Division	060	0	Technical Adjustments	Essential Packages
019-00-00-00000	Building Codes Division	070	0	Revenue Shortfalls	Policy Packages
019-00-00-00000	Building Codes Division	081	0	June 2022 Emergency Board	Policy Packages
019-00-00-00000	Building Codes Division	090	0	Analyst Adjustments	Policy Packages
019-00-00-00000	Building Codes Division	091	0	Additional Analyst Adjustments	Policy Packages
019-00-00-00000	Building Codes Division	092	0	Statewide AG Adjustment	Policy Packages

Cross Reference Number	Cross Reference Description	Package Number	Priority	Package Description	Package Group
019-00-00-00000	Building Codes Division	093	0	Statewide Adjustment DAS Chgs	Policy Packages
019-00-00-00000	Building Codes Division	801	0	LFO Analyst Adjustments	Policy Packages
019-00-00-00000	Building Codes Division	802	0	Vacant Position Reductions	Policy Packages
019-00-00-00000	Building Codes Division	810	0	Statewide Adjustments	Policy Packages
019-00-00-00000	Building Codes Division	811	0	Budget Reconciliation	Policy Packages
019-00-00-00000	Building Codes Division	813	0	Policy Bills	Policy Packages
019-00-00-00000	Building Codes Division	816	0	Capital Construction	Policy Packages
020-00-00-00000	Universal Health Plan Governance Board	010	0	Vacancy Factor and Non-ORPICS Personal Services	Essential Packages
020-00-00-00000	Universal Health Plan Governance Board	021	0	Phase-in	Essential Packages
020-00-00-00000	Universal Health Plan Governance Board	022	0	Phase-out Pgm & One-time Costs	Essential Packages
020-00-00-00000	Universal Health Plan Governance Board	031	0	Standard Inflation	Essential Packages
020-00-00-00000	Universal Health Plan Governance Board	032	0	Above Standard Inflation	Essential Packages
020-00-00-00000	Universal Health Plan Governance Board	033	0	Exceptional Inflation	Essential Packages
020-00-00-00000	Universal Health Plan Governance Board	060	0	Technical Adjustments	Essential Packages
020-00-00-00000	Universal Health Plan Governance Board	070	0	Revenue Shortfalls	Policy Packages
020-00-00-00000	Universal Health Plan Governance Board	081	0	June 2022 Emergency Board	Policy Packages
020-00-00-00000	Universal Health Plan Governance Board	090	0	Analyst Adjustments	Policy Packages
020-00-00-00000	Universal Health Plan Governance Board	091	0	Additional Analyst Adjustments	Policy Packages
020-00-00-00000	Universal Health Plan Governance Board	092	0	Statewide AG Adjustment	Policy Packages
020-00-00-00000	Universal Health Plan Governance Board	093	0	Statewide Adjustment DAS Chgs	Policy Packages
020-00-00-00000	Universal Health Plan Governance Board	801	0	LFO Analyst Adjustments	Policy Packages
020-00-00-00000	Universal Health Plan Governance Board	802	0	Vacant Position Reductions	Policy Packages

Cross Reference Number	Cross Reference Description	Package Number	Priority	Package Description	Package Group
020-00-00-00000	Universal Health Plan Governance Board	810	0	Statewide Adjustments	Policy Packages
020-00-00-00000	Universal Health Plan Governance Board	811	0	Budget Reconciliation	Policy Packages
020-00-00-00000	Universal Health Plan Governance Board	813	0	Policy Bills	Policy Packages
020-00-00-00000	Universal Health Plan Governance Board	816	0	Capital Construction	Policy Packages

Policy Package List by Priority

2023-25 Biennium

Agency Number: 44000

BAM Analyst: Heath, Patrick

Budget Coordinator: Mendiola, Anita - (503)947-7987

Priority	*Policy Pkg Number*	*Policy Pkg Description*	*Summary Cross Reference Number*	*Cross Reference Description*
0	070	Revenue Shortfalls	005-00-00-00000	Workers Compensation NL Accts
			006-00-00-00000	Workers' Benefit Fund
			011-12-00-00000	Workers' Comp Board
			011-13-00-00000	Workers’ Compensation Programs
			011-15-00-00000	OR - OSHA
			014-00-00-00000	Insurance
			015-00-00-00000	Health Insurance Marketplace
			016-00-00-00000	Finance and Corp Securities
			017-00-00-00000	Central Services Division
			018-00-00-00000	Division of Financial Regulation
			019-00-00-00000	Building Codes Division
			020-00-00-00000	Universal Health Plan Governance Board
	081	June 2022 Emergency Board	005-00-00-00000	Workers Compensation NL Accts
			006-00-00-00000	Workers' Benefit Fund
			011-12-00-00000	Workers' Comp Board
			011-13-00-00000	Workers’ Compensation Programs
			011-15-00-00000	OR - OSHA
			014-00-00-00000	Insurance
			015-00-00-00000	Health Insurance Marketplace
			016-00-00-00000	Finance and Corp Securities
			017-00-00-00000	Central Services Division
			018-00-00-00000	Division of Financial Regulation
			019-00-00-00000	Building Codes Division

Priority	*Policy Pkg Number*	*Policy Pkg Description*	*Summary Cross Reference Number*	*Cross Reference Description*
0	081	June 2022 Emergency Board	020-00-00-00000	Universal Health Plan Governance Board
	090	Analyst Adjustments	005-00-00-00000	Workers Compensation NL Accts
			006-00-00-00000	Workers' Benefit Fund
			011-12-00-00000	Workers' Comp Board
			011-13-00-00000	Workers’ Compensation Programs
			011-15-00-00000	OR - OSHA
			014-00-00-00000	Insurance
			015-00-00-00000	Health Insurance Marketplace
			016-00-00-00000	Finance and Corp Securities
			017-00-00-00000	Central Services Division
			018-00-00-00000	Division of Financial Regulation
			019-00-00-00000	Building Codes Division
			020-00-00-00000	Universal Health Plan Governance Board
	091	Additional Analyst Adjustments	005-00-00-00000	Workers Compensation NL Accts
			006-00-00-00000	Workers' Benefit Fund
			011-12-00-00000	Workers' Comp Board
			011-13-00-00000	Workers’ Compensation Programs
			011-15-00-00000	OR - OSHA
			014-00-00-00000	Insurance
			015-00-00-00000	Health Insurance Marketplace
			016-00-00-00000	Finance and Corp Securities
			017-00-00-00000	Central Services Division
			018-00-00-00000	Division of Financial Regulation

Priority	Policy Pkg Number	Policy Pkg Description	Summary Cross Reference Number	Cross Reference Description
0	091	Additional Analyst Adjustments	019-00-00-00000	Building Codes Division
			020-00-00-00000	Universal Health Plan Governance Board
	092	Statewide AG Adjustment	005-00-00-00000	Workers Compensation NL Accts
			006-00-00-00000	Workers' Benefit Fund
			011-12-00-00000	Workers' Comp Board
			011-13-00-00000	Workers’ Compensation Programs
			011-15-00-00000	OR - OSHA
			014-00-00-00000	Insurance
			015-00-00-00000	Health Insurance Marketplace
			016-00-00-00000	Finance and Corp Securities
			017-00-00-00000	Central Services Division
			018-00-00-00000	Division of Financial Regulation
			019-00-00-00000	Building Codes Division
			020-00-00-00000	Universal Health Plan Governance Board
	093	Statewide Adjustment DAS Chgs	005-00-00-00000	Workers Compensation NL Accts
			006-00-00-00000	Workers' Benefit Fund
			011-12-00-00000	Workers' Comp Board
			011-13-00-00000	Workers’ Compensation Programs
			011-15-00-00000	OR - OSHA
			014-00-00-00000	Insurance
			015-00-00-00000	Health Insurance Marketplace
			016-00-00-00000	Finance and Corp Securities
			017-00-00-00000	Central Services Division

Priority	*Policy Pkg Number*	*Policy Pkg Description*	*Summary Cross Reference Number*	*Cross Reference Description*
0	093	Statewide Adjustment DAS Chgs	018-00-00-00000	Division of Financial Regulation
			019-00-00-00000	Building Codes Division
			020-00-00-00000	Universal Health Plan Governance Board
	801	LFO Analyst Adjustments	005-00-00-00000	Workers Compensation NL Accts
			006-00-00-00000	Workers' Benefit Fund
			011-12-00-00000	Workers' Comp Board
			011-13-00-00000	Workers’ Compensation Programs
			011-15-00-00000	OR - OSHA
			014-00-00-00000	Insurance
			015-00-00-00000	Health Insurance Marketplace
			016-00-00-00000	Finance and Corp Securities
			017-00-00-00000	Central Services Division
			018-00-00-00000	Division of Financial Regulation
			019-00-00-00000	Building Codes Division
			020-00-00-00000	Universal Health Plan Governance Board
	802	Vacant Position Reductions	005-00-00-00000	Workers Compensation NL Accts
			006-00-00-00000	Workers' Benefit Fund
			011-12-00-00000	Workers' Comp Board
			011-13-00-00000	Workers’ Compensation Programs
			011-15-00-00000	OR - OSHA
			014-00-00-00000	Insurance
			015-00-00-00000	Health Insurance Marketplace
			016-00-00-00000	Finance and Corp Securities

Priority	Policy Pkg Number	Policy Pkg Description	Summary Cross Reference Number	Cross Reference Description
0	802	Vacant Position Reductions	017-00-00-00000	Central Services Division
			018-00-00-00000	Division of Financial Regulation
			019-00-00-00000	Building Codes Division
			020-00-00-00000	Universal Health Plan Governance Board
	810	Statewide Adjustments	005-00-00-00000	Workers Compensation NL Accts
			006-00-00-00000	Workers' Benefit Fund
			011-12-00-00000	Workers' Comp Board
			011-13-00-00000	Workers’ Compensation Programs
			011-15-00-00000	OR - OSHA
			014-00-00-00000	Insurance
			015-00-00-00000	Health Insurance Marketplace
			016-00-00-00000	Finance and Corp Securities
			017-00-00-00000	Central Services Division
			018-00-00-00000	Division of Financial Regulation
			019-00-00-00000	Building Codes Division
			020-00-00-00000	Universal Health Plan Governance Board
	811	Budget Reconciliation	005-00-00-00000	Workers Compensation NL Accts
			006-00-00-00000	Workers' Benefit Fund
			011-12-00-00000	Workers' Comp Board
			011-13-00-00000	Workers’ Compensation Programs
			011-15-00-00000	OR - OSHA
			014-00-00-00000	Insurance
			015-00-00-00000	Health Insurance Marketplace

Priority	*Policy Pkg Number*	*Policy Pkg Description*	*Summary Cross Reference Number*	*Cross Reference Description*
0	811	Budget Reconciliation	016-00-00-00000	Finance and Corp Securities
			017-00-00-00000	Central Services Division
			018-00-00-00000	Division of Financial Regulation
			019-00-00-00000	Building Codes Division
			020-00-00-00000	Universal Health Plan Governance Board
	813	Policy Bills	005-00-00-00000	Workers Compensation NL Accts
			006-00-00-00000	Workers' Benefit Fund
			011-12-00-00000	Workers' Comp Board
			011-13-00-00000	Workers’ Compensation Programs
			011-15-00-00000	OR - OSHA
			014-00-00-00000	Insurance
			015-00-00-00000	Health Insurance Marketplace
			016-00-00-00000	Finance and Corp Securities
			017-00-00-00000	Central Services Division
			018-00-00-00000	Division of Financial Regulation
			019-00-00-00000	Building Codes Division
			020-00-00-00000	Universal Health Plan Governance Board
	816	Capital Construction	005-00-00-00000	Workers Compensation NL Accts
			006-00-00-00000	Workers' Benefit Fund
			011-12-00-00000	Workers' Comp Board
			011-13-00-00000	Workers’ Compensation Programs
			011-15-00-00000	OR - OSHA
			016-00-00-00000	Finance and Corp Securities

Priority	*Policy Pkg Number*	*Policy Pkg Description*	*Summary Cross Reference Number*	*Cross Reference Description*
0	816	Capital Construction	017-00-00-00000	Central Services Division
			018-00-00-00000	Division of Financial Regulation
			019-00-00-00000	Building Codes Division
			020-00-00-00000	Universal Health Plan Governance Board
1	101	Workers' Compensation Modernization	011-13-00-00000	Workers' Compensation Programs
			017-00-00-00000	Central Services Division
2	102	Oregon Reinsurance Program	018-00-00-00000	Division of Financial Regulation
3	103	Information Systems Examiners	018-00-00-00000	Division of Financial Regulation
4	104	Non-Depository Licensing	018-00-00-00000	Division of Financial Regulation
5	105	Insurance Institutions Section	018-00-00-00000	Division of Financial Regulation
6	106	Prescription Drug Affordability Board	017-00-00-00000	Central Services Division
			018-00-00-00000	Division of Financial Regulation
7	107	Consumer Education Advocacy	018-00-00-00000	Division of Financial Regulation
8	108	Community Engagement	011-15-00-00000	OR - OSHA
9	109	Agency-wide IT Service Desk	017-00-00-00000	Central Services Division
10	110	Agency-wide IT Internal Security	017-00-00-00000	Central Services Division
12	112	Agencywide Financial Services	017-00-00-00000	Central Services Division
14	114	Workers' Compensation Board IT Support	017-00-00-00000	Central Services Division
15	115	Agency-wide Data Modernization	017-00-00-00000	Central Services Division
16	116	Information Technology & Research Workload	017-00-00-00000	Central Services Division
17	117	Agency-wide IT Training	017-00-00-00000	Central Services Division
18	118	Occupational Safety and Health Lab	011-15-00-00000	OR - OSHA

Description	*2019-21 Actuals*	*2021-23 Leg Adopted Budget*	*2021-23 Leg Approved Budget*	*2023-25 Agency Request Budget*	*2023-25 Governor's Budget*	*2023-25 Leg. Adopted Budget*
BEGINNING BALANCE						
0025 Beginning Balance						
3200 Other Funds Non-Ltd	157,557,589	159,623,438	159,623,438	159,623,438	159,623,438	159,623,438
3400 Other Funds Ltd	195,456,186	229,796,527	229,796,527	222,123,541	222,123,541	222,123,541
6400 Federal Funds Ltd	1,614,502	-	-	-	-	-
All Funds	354,628,277	389,419,965	389,419,965	381,746,979	381,746,979	381,746,979
0030 Beginning Balance Adjustment						
3200 Other Funds Non-Ltd	-	(4,724,677)	(4,724,677)	(4,724,677)	(4,724,677)	(4,724,677)
3400 Other Funds Ltd	-	110,331,785	110,331,785	111,453,169	111,453,169	111,453,169
All Funds	-	105,607,108	105,607,108	106,728,492	106,728,492	106,728,492
BEGINNING BALANCE						
3200 Other Funds Non-Ltd	157,557,589	154,898,761	154,898,761	154,898,761	154,898,761	154,898,761
3400 Other Funds Ltd	195,456,186	340,128,312	340,128,312	333,576,710	333,576,710	333,576,710
6400 Federal Funds Ltd	1,614,502	-	-	-	-	-
TOTAL BEGINNING BALANCE	**$354,628,277**	**$495,027,073**	**$495,027,073**	**$488,475,471**	**$488,475,471**	**$488,475,471**
REVENUE CATEGORIES						
GENERAL FUND APPROPRIATION						
0050 General Fund Appropriation						
8000 General Fund	1,303,041	12,464,196	12,484,239	77,976	-	12,742,576
TAXES						
0125 Workers Comp Insurance Taxes						
3200 Other Funds Non-Ltd	327,207	219,183	219,183	267,263	267,263	265,115
3400 Other Funds Ltd	155,479,478	144,410,880	145,376,493	280,989,496	206,345,866	196,930,574

Description	2019-21 Actuals	2021-23 Leg Adopted Budget	2021-23 Leg Approved Budget	2023-25 Agency Request Budget	2023-25 Governor's Budget	2023-25 Leg. Adopted Budget
All Funds	155,806,685	144,630,063	145,595,676	281,256,759	206,613,129	197,195,689
0130 Other Employer -Employee Taxes						
3200 Other Funds Non-Ltd	138,598,347	128,398,989	128,398,989	135,335,126	135,335,126	142,132,088
0150 Insurance Taxes						
3400 Other Funds Ltd	-	639,302,438	639,302,438	759,132,681	759,138,676	746,561,307
8800 General Fund Revenue	163,087,076	136,305,578	136,305,578	135,420,258	135,420,258	144,102,008
All Funds	163,087,076	775,608,016	775,608,016	894,552,939	894,558,934	890,663,315
0190 Other Selective Taxes						
3400 Other Funds Ltd	253,983,738	-	-	-	-	-
8800 General Fund Revenue	706,817	-	-	-	-	-
All Funds	254,690,555	-	-	-	-	-
TAXES						
3200 Other Funds Non-Ltd	138,925,554	128,618,172	128,618,172	135,602,389	135,602,389	142,397,203
3400 Other Funds Ltd	409,463,216	783,713,318	784,678,931	1,040,122,177	965,484,542	943,491,881
8800 General Fund Revenue	163,793,893	136,305,578	136,305,578	135,420,258	135,420,258	144,102,008
TOTAL TAXES	**$712,182,663**	**$1,048,637,068**	**$1,049,602,681**	**$1,311,144,824**	**$1,236,507,189**	**$1,229,991,092**
LICENSES AND FEES						
0205 Business Lic and Fees						
3200 Other Funds Non-Ltd	(1,170)	-	-	-	-	-
3400 Other Funds Ltd	118,634,373	124,443,966	124,443,966	124,095,856	123,688,949	125,897,734
8800 General Fund Revenue	26,287,204	27,944,326	27,944,326	28,285,705	28,285,705	31,760,538
All Funds	144,920,407	152,388,292	152,388,292	152,381,561	151,974,654	157,658,272
0250 Fire Marshal Fees						

Description	*2019-21 Actuals*	*2021-23 Leg Adopted Budget*	*2021-23 Leg Approved Budget*	*2023-25 Agency Request Budget*	*2023-25 Governor's Budget*	*2023-25 Leg. Adopted Budget*
3400 Other Funds Ltd	30,382,511	33,437,584	33,437,584	38,217,069	38,217,069	40,605,352
8800 General Fund Revenue	(12,332)	-	-	-	-	-
All Funds	30,370,179	33,437,584	33,437,584	38,217,069	38,217,069	40,605,352
LICENSES AND FEES						
3200 Other Funds Non-Ltd	(1,170)	-	-	-	-	-
3400 Other Funds Ltd	149,016,884	157,881,550	157,881,550	162,312,925	161,906,018	166,503,086
8800 General Fund Revenue	26,274,872	27,944,326	27,944,326	28,285,705	28,285,705	31,760,538
TOTAL LICENSES AND FEES	**$175,290,586**	**$185,825,876**	**$185,825,876**	**$190,598,630**	**$190,191,723**	**$198,263,624**
CHARGES FOR SERVICES						
0410 Charges for Services						
3400 Other Funds Ltd	1,443,849	1,715,456	1,715,456	2,040,929	2,040,929	1,875,717
0415 Admin and Service Charges						
3200 Other Funds Non-Ltd	2,680,164	2,097,085	2,097,085	2,321,269	2,321,269	3,435,499
3400 Other Funds Ltd	95,642	-	-	-	-	-
All Funds	2,775,806	2,097,085	2,097,085	2,321,269	2,321,269	3,435,499
CHARGES FOR SERVICES						
3200 Other Funds Non-Ltd	2,680,164	2,097,085	2,097,085	2,321,269	2,321,269	3,435,499
3400 Other Funds Ltd	1,539,491	1,715,456	1,715,456	2,040,929	2,040,929	1,875,717
TOTAL CHARGES FOR SERVICES	**$4,219,655**	**$3,812,541**	**$3,812,541**	**$4,362,198**	**$4,362,198**	**$5,311,216**
FINES, RENTS AND ROYALTIES						
0505 Fines and Forfeitures						
3200 Other Funds Non-Ltd	4,950,850	3,476,653	3,476,653	4,535,077	4,535,077	5,545,296
3400 Other Funds Ltd	3,804,943	4,294,566	4,294,566	4,322,447	4,322,447	4,627,636

Description	2019-21 Actuals	2021-23 Leg Adopted Budget	2021-23 Leg Approved Budget	2023-25 Agency Request Budget	2023-25 Governor's Budget	2023-25 Leg. Adopted Budget
8800 General Fund Revenue	2,172,491	2,227,585	2,227,585	3,733,216	3,733,216	1,176,024
All Funds	10,928,284	9,998,804	9,998,804	12,590,740	12,590,740	11,348,956
INTEREST EARNINGS						
0605 Interest Income						
3200 Other Funds Non-Ltd	6,205,338	6,740,879	6,740,879	9,547,359	9,547,359	10,315,929
3400 Other Funds Ltd	8,270,319	4,688,441	4,688,441	5,212,545	6,031,648	4,362,725
8800 General Fund Revenue	567,628	677,031	677,031	243,940	243,940	331,272
All Funds	15,043,285	12,106,351	12,106,351	15,003,844	15,822,947	15,009,926
OTHER						
0975 Other Revenues						
3200 Other Funds Non-Ltd	524,103	1,698,103	1,698,103	1,448,209	1,448,209	1,422,233
3400 Other Funds Ltd	462,260	885,995	885,995	670,818	670,818	708,443
8800 General Fund Revenue	8,668	-	-	-	-	-
6400 Federal Funds Ltd	8	-	-	-	-	-
All Funds	995,039	2,584,098	2,584,098	2,119,027	2,119,027	2,130,676
FEDERAL FUNDS REVENUE						
0995 Federal Funds						
6400 Federal Funds Ltd	111,936,043	125,312,236	125,319,561	348,064,785	135,542,861	138,572,713
TRANSFERS IN						
1010 Transfer In - Intrafund						
3200 Other Funds Non-Ltd	8,403,789	13,399,725	13,399,725	10,998,886	10,998,886	8,327,155
3400 Other Funds Ltd	42,169,711	53,755,961	55,415,199	62,167,388	62,167,388	61,831,129
All Funds	50,573,500	67,155,686	68,814,924	73,166,274	73,166,274	70,158,284

Description	*2019-21 Actuals*	*2021-23 Leg Adopted Budget*	*2021-23 Leg Approved Budget*	*2023-25 Agency Request Budget*	*2023-25 Governor's Budget*	*2023-25 Leg. Adopted Budget*
1060 Transfer from General Fund						
3400 Other Funds Ltd	1,200,000	-	-	-	-	5,000,000
1100 Tsfr From Human Svcs, Dept of						
6400 Federal Funds Ltd	96,776	-	-	-	-	-
1107 Tsfr From Administrative Svcs						
3200 Other Funds Non-Ltd	4,081,075	-	-	-	-	-
3400 Other Funds Ltd	32,337,898	-	-	-	-	-
All Funds	36,418,973	-	-	-	-	-
TRANSFERS IN						
3200 Other Funds Non-Ltd	12,484,864	13,399,725	13,399,725	10,998,886	10,998,886	8,327,155
3400 Other Funds Ltd	75,707,609	53,755,961	55,415,199	62,167,388	62,167,388	66,831,129
6400 Federal Funds Ltd	96,776	-	-	-	-	-
TOTAL TRANSFERS IN	**$88,289,249**	**$67,155,686**	**$68,814,924**	**$73,166,274**	**$73,166,274**	**$75,158,284**
REVENUE CATEGORIES						
8000 General Fund	1,303,041	12,464,196	12,484,239	77,976	-	12,742,576
3200 Other Funds Non-Ltd	165,769,703	156,030,617	156,030,617	164,453,189	164,453,189	171,443,315
3400 Other Funds Ltd	648,264,722	1,006,935,287	1,009,560,138	1,276,849,229	1,202,623,790	1,188,400,617
8800 General Fund Revenue	192,817,552	167,154,520	167,154,520	167,683,119	167,683,119	177,369,842
6400 Federal Funds Ltd	112,032,827	125,312,236	125,319,561	348,064,785	135,542,861	138,572,713
TOTAL REVENUE CATEGORIES	**$1,120,187,845**	**$1,467,896,856**	**$1,470,549,075**	**$1,957,128,298**	**$1,670,302,959**	**$1,688,529,063**
TRANSFERS OUT						
2010 Transfer Out - Intrafund						
3200 Other Funds Non-Ltd	(1,313,472)	(3,872,330)	(3,935,316)	(5,899,897)	(5,899,897)	(5,800,304)

Description	2019-21 Actuals	2021-23 Leg Adopted Budget	2021-23 Leg Approved Budget	2023-25 Agency Request Budget	2023-25 Governor's Budget	2023-25 Leg. Adopted Budget
3400 Other Funds Ltd	(49,260,028)	(63,283,356)	(63,461,813)	(67,266,377)	(67,266,377)	(64,357,980)
All Funds	(50,573,500)	(67,155,686)	(67,397,129)	(73,166,274)	(73,166,274)	(70,158,284)
2060 Transfer to General Fund						
8800 General Fund Revenue	(192,817,552)	(167,154,520)	(167,154,520)	(167,683,119)	(167,683,119)	(177,369,842)
2080 Transfer to Counties						
3400 Other Funds Ltd	(505,650)	(512,715)	(512,715)	(452,729)	(452,729)	(529,416)
2100 Tsfr To Human Svcs, Dept of						
6400 Federal Funds Ltd	-	(1,813,619)	(1,813,619)	-	-	-
2121 Tsfr To Governor, Office of the						
3400 Other Funds Ltd	(326,340)	(375,000)	(375,000)	(427,000)	(427,000)	(427,000)
2257 Tsfr To Police, Dept of State						
3400 Other Funds Ltd	(30,525,769)	(33,437,584)	(33,437,584)	-	-	-
2260 Tsfr to State FIre Marshal, Dept of						
3400 Other Funds Ltd	-	-	-	(37,706,567)	(37,706,567)	(40,387,232)
2443 Tsfr To Oregon Health Authority						
3400 Other Funds Ltd	(136,513,420)	(500,234,585)	(500,234,585)	(549,421,635)	(584,334,264)	(584,334,264)
2660 Tsfr To Land Conservation Dev						
3400 Other Funds Ltd	-	-	-	-	(2,154,190)	-
2839 Tsfr To Labor and Ind, Bureau						
3200 Other Funds Non-Ltd	(736,000)	(1,125,509)	(1,125,509)	(1,194,052)	(1,194,052)	(1,200,000)
3400 Other Funds Ltd	(444,010)	(512,000)	(512,000)	(512,000)	(512,000)	(500,000)
6400 Federal Funds Ltd	(39,990)	-	-	-	-	-
All Funds	(1,220,000)	(1,637,509)	(1,637,509)	(1,706,052)	(1,706,052)	(1,700,000)

Description	*2019-21 Actuals*	*2021-23 Leg Adopted Budget*	*2021-23 Leg Approved Budget*	*2023-25 Agency Request Budget*	*2023-25 Governor's Budget*	*2023-25 Leg. Adopted Budget*
TRANSFERS OUT						
3200 Other Funds Non-Ltd	(2,049,472)	(4,997,839)	(5,060,825)	(7,093,949)	(7,093,949)	(7,000,304)
3400 Other Funds Ltd	(217,575,217)	(598,355,240)	(598,533,697)	(655,786,308)	(692,853,127)	(690,535,892)
8800 General Fund Revenue	(192,817,552)	(167,154,520)	(167,154,520)	(167,683,119)	(167,683,119)	(177,369,842)
6400 Federal Funds Ltd	(39,990)	(1,813,619)	(1,813,619)	-	-	-
TOTAL TRANSFERS OUT	**($412,482,231)**	**($772,321,218)**	**($772,562,661)**	**($830,563,376)**	**($867,630,195)**	**($874,906,038)**
AVAILABLE REVENUES						
8000 General Fund	1,303,041	12,464,196	12,484,239	77,976	-	12,742,576
3200 Other Funds Non-Ltd	321,277,820	305,931,539	305,868,553	312,258,001	312,258,001	319,341,772
3400 Other Funds Ltd	626,145,691	748,708,359	751,154,753	954,639,631	843,347,373	831,441,435
6400 Federal Funds Ltd	113,607,339	123,498,617	123,505,942	348,064,785	135,542,861	138,572,713
TOTAL AVAILABLE REVENUES	**$1,062,333,891**	**$1,190,602,711**	**$1,193,013,487**	**$1,615,040,393**	**$1,291,148,235**	**$1,302,098,496**
EXPENDITURES						
PERSONAL SERVICES						
SALARIES & WAGES						
3110 Class/Unclass Sal. and Per Diem						
8000 General Fund	10,437	989,934	1,082,846	-	-	411,334
3200 Other Funds Non-Ltd	3,845,229	-	-	-	-	-
3400 Other Funds Ltd	125,364,543	144,652,178	152,961,002	161,988,503	161,897,543	161,755,958
6400 Federal Funds Ltd	8,522,185	9,047,755	9,793,357	9,688,762	9,688,762	9,872,914
All Funds	137,742,394	154,689,867	163,837,205	171,677,265	171,586,305	172,040,206
3160 Temporary Appointments						
3200 Other Funds Non-Ltd	1,676	-	-	-	-	-

Description	2019-21 Actuals	2021-23 Leg Adopted Budget	2021-23 Leg Approved Budget	2023-25 Agency Request Budget	2023-25 Governor's Budget	2023-25 Leg. Adopted Budget
3400 Other Funds Ltd	691,095	496,698	496,698	517,560	517,560	517,560
6400 Federal Funds Ltd	4,974	-	-	-	-	-
All Funds	697,745	496,698	496,698	517,560	517,560	517,560
3170 Overtime Payments						
3200 Other Funds Non-Ltd	570	-	-	-	-	-
3400 Other Funds Ltd	306,764	394,528	394,528	411,097	411,097	411,097
6400 Federal Funds Ltd	56,375	-	-	-	-	-
All Funds	363,709	394,528	394,528	411,097	411,097	411,097
3190 All Other Differential						
3200 Other Funds Non-Ltd	35,081	-	-	-	-	-
3400 Other Funds Ltd	1,668,871	1,469,710	1,469,710	1,555,315	1,555,315	1,555,315
6400 Federal Funds Ltd	91,798	-	-	-	-	-
All Funds	1,795,750	1,469,710	1,469,710	1,555,315	1,555,315	1,555,315
SALARIES & WAGES						
8000 General Fund	10,437	989,934	1,082,846	-	-	411,334
3200 Other Funds Non-Ltd	3,882,556	-	-	-	-	-
3400 Other Funds Ltd	128,031,273	147,013,114	155,321,938	164,472,475	164,381,515	164,239,930
6400 Federal Funds Ltd	8,675,332	9,047,755	9,793,357	9,688,762	9,688,762	9,872,914
TOTAL SALARIES & WAGES	**$140,599,598**	**$157,050,803**	**$166,198,141**	**$174,161,237**	**$174,070,277**	**$174,524,178**
OTHER PAYROLL EXPENSES						
3210 Empl. Rel. Bd. Assessments						
8000 General Fund	5	402	402	-	-	140
3200 Other Funds Non-Ltd	1,409	-	-	-	-	-

Description	2019-21 Actuals	2021-23 Leg Adopted Budget	2021-23 Leg Approved Budget	2023-25 Agency Request Budget	2023-25 Governor's Budget	2023-25 Leg. Adopted Budget
3400 Other Funds Ltd	33,349	51,055	51,055	48,332	48,279	48,066
6400 Federal Funds Ltd	3,123	3,302	3,302	3,016	3,016	3,069
All Funds	37,886	54,759	54,759	51,348	51,295	51,275
3220 Public Employees' Retire Cont						
8000 General Fund	1,539	169,577	169,577	-	-	73,711
3200 Other Funds Non-Ltd	703,998	-	-	-	-	-
3400 Other Funds Ltd	21,481,452	25,091,835	25,091,835	29,374,048	29,357,748	29,332,379
6400 Federal Funds Ltd	1,456,228	1,549,878	1,549,878	1,736,236	1,736,236	1,769,236
All Funds	23,643,217	26,811,290	26,811,290	31,110,284	31,093,984	31,175,326
3221 Pension Obligation Bond						
8000 General Fund	584	-	-	77,976	-	-
3200 Other Funds Non-Ltd	218,746	-	-	-	-	-
3400 Other Funds Ltd	7,073,449	8,617,595	8,617,595	8,429,374	8,436,936	8,436,936
6400 Federal Funds Ltd	499,680	568,421	568,421	512,071	512,071	512,071
All Funds	7,792,459	9,186,016	9,186,016	9,019,421	8,949,007	8,949,007
3230 Social Security Taxes						
8000 General Fund	728	75,731	75,731	-	-	31,467
3200 Other Funds Non-Ltd	292,384	-	-	-	-	-
3400 Other Funds Ltd	9,636,548	11,189,803	11,189,803	12,516,925	12,509,967	12,499,132
6400 Federal Funds Ltd	660,146	691,305	691,305	741,196	741,196	755,284
All Funds	10,589,806	11,956,839	11,956,839	13,258,121	13,251,163	13,285,883
3240 Unemployment Assessments						
3200 Other Funds Non-Ltd	165	-	-	-	-	-

Description	2019-21 Actuals	2021-23 Leg Adopted Budget	2021-23 Leg Approved Budget	2023-25 Agency Request Budget	2023-25 Governor's Budget	2023-25 Leg. Adopted Budget
3400 Other Funds Ltd	47,012	25,354	25,354	26,401	26,401	26,401
6400 Federal Funds Ltd	715	-	-	-	-	-
All Funds	47,892	25,354	25,354	26,401	26,401	26,401
3241 Paid Family Medical Leave Insurance						
8000 General Fund	-	-	-	-	-	1,645
3400 Other Funds Ltd	-	-	-	646,962	646,598	645,978
6400 Federal Funds Ltd	-	-	-	38,714	38,714	39,451
All Funds	-	-	-	685,676	685,312	687,074
3250 Worker's Comp. Assess. (WCD)						
8000 General Fund	3	318	318	-	-	122
3200 Other Funds Non-Ltd	1,070	-	-	-	-	-
3400 Other Funds Ltd	32,520	40,525	40,525	41,984	41,938	41,753
6400 Federal Funds Ltd	2,362	2,586	2,586	2,586	2,586	2,632
All Funds	35,955	43,429	43,429	44,570	44,524	44,507
3260 Mass Transit Tax						
8000 General Fund	63	-	-	-	-	-
3200 Other Funds Non-Ltd	21,547	-	-	-	-	-
3400 Other Funds Ltd	657,974	885,995	885,995	986,834	986,834	986,834
6400 Federal Funds Ltd	7	-	-	-	-	-
All Funds	679,591	885,995	885,995	986,834	986,834	986,834
3270 Flexible Benefits						
8000 General Fund	4,414	267,624	267,624	-	-	105,600
3200 Other Funds Non-Ltd	991,918	-	-	-	-	-

Description	2019-21 Actuals	2021-23 Leg Adopted Budget	2021-23 Leg Approved Budget	2023-25 Agency Request Budget	2023-25 Governor's Budget	2023-25 Leg. Adopted Budget
3400 Other Funds Ltd	29,246,411	33,679,382	33,679,382	36,141,736	36,102,136	35,943,736
6400 Federal Funds Ltd	1,897,824	2,153,560	2,153,560	2,230,664	2,230,664	2,270,264
All Funds	32,140,567	36,100,566	36,100,566	38,372,400	38,332,800	38,319,600
OTHER PAYROLL EXPENSES						
8000 General Fund	7,336	513,652	513,652	77,976	-	212,685
3200 Other Funds Non-Ltd	2,231,237	-	-	-	-	-
3400 Other Funds Ltd	68,208,715	79,581,544	79,581,544	88,212,596	88,156,837	87,961,215
6400 Federal Funds Ltd	4,520,085	4,969,052	4,969,052	5,264,483	5,264,483	5,352,007
TOTAL OTHER PAYROLL EXPENSES	**$74,967,373**	**$85,064,248**	**$85,064,248**	**$93,555,055**	**$93,421,320**	**$93,525,907**
P.S. BUDGET ADJUSTMENTS						
3455 Vacancy Savings						
3400 Other Funds Ltd	-	(1,057,272)	(1,057,272)	(1,703,274)	(1,703,274)	(1,703,274)
6400 Federal Funds Ltd	-	(270,133)	(270,133)	(373,320)	(373,320)	(373,320)
All Funds	-	(1,327,405)	(1,327,405)	(2,076,594)	(2,076,594)	(2,076,594)
3465 Reconciliation Adjustment						
8000 General Fund	-	(260,899)	(260,899)	-	-	(10,317)
3400 Other Funds Ltd	-	(1,186,337)	(1,186,337)	-	61,482	94,057
6400 Federal Funds Ltd	-	45,884	45,884	-	-	-
All Funds	-	(1,401,352)	(1,401,352)	-	61,482	83,740
P.S. BUDGET ADJUSTMENTS						
8000 General Fund	-	(260,899)	(260,899)	-	-	(10,317)
3400 Other Funds Ltd	-	(2,243,609)	(2,243,609)	(1,703,274)	(1,641,792)	(1,609,217)
6400 Federal Funds Ltd	-	(224,249)	(224,249)	(373,320)	(373,320)	(373,320)

Description	*2019-21 Actuals*	*2021-23 Leg Adopted Budget*	*2021-23 Leg Approved Budget*	*2023-25 Agency Request Budget*	*2023-25 Governor's Budget*	*2023-25 Leg. Adopted Budget*
TOTAL P.S. BUDGET ADJUSTMENTS	**-**	**($2,728,757)**	**($2,728,757)**	**($2,076,594)**	**($2,015,112)**	**($1,992,854)**
PERSONAL SERVICES						
8000 General Fund	17,773	1,242,687	1,335,599	77,976	-	613,702
3200 Other Funds Non-Ltd	6,113,793	-	-	-	-	-
3400 Other Funds Ltd	196,239,988	224,351,049	232,659,873	250,981,797	250,896,560	250,591,928
6400 Federal Funds Ltd	13,195,417	13,792,558	14,538,160	14,579,925	14,579,925	14,851,601
TOTAL PERSONAL SERVICES	**$215,566,971**	**$239,386,294**	**$248,533,632**	**$265,639,698**	**$265,476,485**	**$266,057,231**
SERVICES & SUPPLIES						
4100 Instate Travel						
8000 General Fund	-	7,283	7,283	-	-	12,468
3200 Other Funds Non-Ltd	45,471	-	-	-	-	-
3400 Other Funds Ltd	1,732,972	2,324,162	2,324,162	2,469,358	2,235,488	2,258,223
6400 Federal Funds Ltd	172,265	8,403	8,403	8,756	8,756	8,756
All Funds	1,950,708	2,339,848	2,339,848	2,478,114	2,244,244	2,279,447
4125 Out of State Travel						
8000 General Fund	-	20	20	-	-	-
3200 Other Funds Non-Ltd	1,283	-	-	-	-	-
3400 Other Funds Ltd	75,630	294,595	294,595	312,413	312,301	313,482
6400 Federal Funds Ltd	4,398	246	246	256	256	256
All Funds	81,311	294,861	294,861	312,669	312,557	313,738
4150 Employee Training						
8000 General Fund	-	7,454	7,454	-	-	3,959
3200 Other Funds Non-Ltd	8,126	-	-	-	-	-

Description	2019-21 Actuals	2021-23 Leg Adopted Budget	2021-23 Leg Approved Budget	2023-25 Agency Request Budget	2023-25 Governor's Budget	2023-25 Leg. Adopted Budget
3400 Other Funds Ltd	479,668	1,132,628	1,132,628	1,228,671	1,218,904	1,373,387
6400 Federal Funds Ltd	22,221	1,494	1,494	1,557	1,557	1,557
All Funds	510,015	1,141,576	1,141,576	1,230,228	1,220,461	1,378,903
4175 Office Expenses						
8000 General Fund	-	10,397	10,397	-	-	1,570
3200 Other Funds Non-Ltd	54,408	-	-	-	-	-
3400 Other Funds Ltd	1,985,507	2,559,758	2,559,758	2,718,706	2,696,317	2,725,712
6400 Federal Funds Ltd	50,637	4,847	4,847	5,051	5,051	5,051
All Funds	2,090,552	2,575,002	2,575,002	2,723,757	2,701,368	2,732,333
4200 Telecommunications						
8000 General Fund	-	11,783	11,783	-	-	5,892
3200 Other Funds Non-Ltd	43,530	-	-	-	-	-
3400 Other Funds Ltd	2,870,767	3,655,027	3,655,027	3,226,480	3,111,141	2,961,331
6400 Federal Funds Ltd	7,649	3,202	3,202	3,337	3,337	3,337
All Funds	2,921,946	3,670,012	3,670,012	3,229,817	3,114,478	2,970,560
4225 State Gov. Service Charges						
3200 Other Funds Non-Ltd	8	-	-	-	-	-
3400 Other Funds Ltd	7,290,177	8,387,944	8,387,944	10,429,949	9,797,427	9,941,716
6400 Federal Funds Ltd	100,152	2,469	2,469	2,469	2,469	2,469
All Funds	7,390,337	8,390,413	8,390,413	10,432,418	9,799,896	9,944,185
4250 Data Processing						
8000 General Fund	-	16,920	16,920	-	-	7,044
3200 Other Funds Non-Ltd	38,557	-	-	-	-	-

Description	2019-21 Actuals	2021-23 Leg Adopted Budget	2021-23 Leg Approved Budget	2023-25 Agency Request Budget	2023-25 Governor's Budget	2023-25 Leg. Adopted Budget
3400 Other Funds Ltd	4,399,360	7,296,377	7,296,377	6,367,422	6,127,448	6,149,043
6400 Federal Funds Ltd	13,576	-	-	-	-	-
All Funds	4,451,493	7,313,297	7,313,297	6,367,422	6,127,448	6,156,087
4275 Publicity and Publications						
8000 General Fund	-	5,000	5,000	-	-	-
3200 Other Funds Non-Ltd	23,451	-	-	-	-	-
3400 Other Funds Ltd	4,610,287	776,644	776,644	708,493	703,283	705,283
6400 Federal Funds Ltd	55,761	87	87	91	91	91
All Funds	4,689,499	781,731	781,731	708,584	703,374	705,374
4300 Professional Services						
8000 General Fund	50,789	433,542	433,542	-	-	500,000
3200 Other Funds Non-Ltd	230,559	-	-	-	-	-
3400 Other Funds Ltd	4,916,384	3,938,836	3,938,836	4,953,284	4,953,284	4,953,284
6400 Federal Funds Ltd	857,016	31,686	31,686	34,474	1,517	1,517
All Funds	6,054,748	4,404,064	4,404,064	4,987,758	4,954,801	5,454,801
4315 IT Professional Services						
8000 General Fund	-	475,200	475,200	-	-	-
3200 Other Funds Non-Ltd	730	-	-	-	-	-
3400 Other Funds Ltd	1,722,834	1,317,596	1,317,596	25,153,387	6,636,370	6,641,970
6400 Federal Funds Ltd	1,475	-	-	-	-	-
All Funds	1,725,039	1,792,796	1,792,796	25,153,387	6,636,370	6,641,970
4325 Attorney General						
8000 General Fund	-	173,520	173,520	-	-	41,020

Description	2019-21 Actuals	2021-23 Leg Adopted Budget	2021-23 Leg Approved Budget	2023-25 Agency Request Budget	2023-25 Governor's Budget	2023-25 Leg. Adopted Budget
3200 Other Funds Non-Ltd	45,233	-	-	-	-	-
3400 Other Funds Ltd	2,159,605	4,611,211	4,611,211	6,051,710	5,602,082	5,545,131
6400 Federal Funds Ltd	488,172	2,668	2,668	3,139	2,994	2,948
All Funds	2,693,010	4,787,399	4,787,399	6,054,849	5,605,076	5,589,099
4375 Employee Recruitment and Develop						
3200 Other Funds Non-Ltd	105	-	-	-	-	-
3400 Other Funds Ltd	33,891	73,656	73,656	76,670	76,670	76,670
6400 Federal Funds Ltd	6	-	-	-	-	-
All Funds	34,002	73,656	73,656	76,670	76,670	76,670
4400 Dues and Subscriptions						
8000 General Fund	-	3	3	-	-	-
3200 Other Funds Non-Ltd	3,676	-	-	-	-	-
3400 Other Funds Ltd	470,769	389,124	389,124	421,152	421,140	423,707
6400 Federal Funds Ltd	10,547	17	17	18	18	18
All Funds	484,992	389,144	389,144	421,170	421,158	423,725
4425 Facilities Rental and Taxes						
8000 General Fund	-	48,825	48,825	-	-	36,398
3200 Other Funds Non-Ltd	193,689	-	-	-	-	-
3400 Other Funds Ltd	8,626,870	10,713,649	10,713,649	13,099,878	12,491,335	12,591,276
6400 Federal Funds Ltd	66,182	21,569	21,569	25,306	25,306	25,306
All Funds	8,886,741	10,784,043	10,784,043	13,125,184	12,516,641	12,652,980
4450 Fuels and Utilities						
3400 Other Funds Ltd	74,322	38,253	38,253	39,858	39,858	39,858

Description	2019-21 Actuals	2021-23 Leg Adopted Budget	2021-23 Leg Approved Budget	2023-25 Agency Request Budget	2023-25 Governor's Budget	2023-25 Leg. Adopted Budget
4475 Facilities Maintenance						
3200 Other Funds Non-Ltd	432	-	-	-	-	-
3400 Other Funds Ltd	112,041	140,236	140,236	146,135	146,135	146,135
6400 Federal Funds Ltd	15	52	52	54	54	54
All Funds	112,488	140,288	140,288	146,189	146,189	146,189
4575 Agency Program Related S and S						
8000 General Fund	-	-	-	-	-	137,487
3200 Other Funds Non-Ltd	3,148	-	-	-	-	-
3400 Other Funds Ltd	85,480	152,268	152,268	553,698	553,698	553,698
6400 Federal Funds Ltd	40,387	-	-	-	-	-
All Funds	129,015	152,268	152,268	553,698	553,698	691,185
4600 Intra-agency Charges						
8000 General Fund	-	-	-	-	-	7,676
3200 Other Funds Non-Ltd	13,198	1,560,104	1,560,104	3,221,299	3,221,299	3,221,299
3400 Other Funds Ltd	2,018,926	11,194	11,194	292,317	470,817	470,817
6400 Federal Funds Ltd	3,285	-	-	-	-	-
All Funds	2,035,409	1,571,298	1,571,298	3,513,616	3,692,116	3,699,792
4650 Other Services and Supplies						
8000 General Fund	(1)	-	-	-	-	300,000
3200 Other Funds Non-Ltd	1,104,573	384,000	384,000	384,000	384,000	384,000
3400 Other Funds Ltd	1,237,053	1,794,889	1,794,889	2,161,838	2,026,455	1,903,084
6400 Federal Funds Ltd	9,673	1,206	2,901,206	313,856	313,856	313,856
All Funds	2,351,298	2,180,095	5,080,095	2,859,694	2,724,311	2,900,940

Description	2019-21 Actuals	2021-23 Leg Adopted Budget	2021-23 Leg Approved Budget	2023-25 Agency Request Budget	2023-25 Governor's Budget	2023-25 Leg. Adopted Budget
4700 Expendable Prop 250 - 5000						
8000 General Fund	-	-	-	-	-	15,300
3200 Other Funds Non-Ltd	2,813	-	-	-	-	-
3400 Other Funds Ltd	136,178	289,681	289,681	395,934	386,934	410,934
6400 Federal Funds Ltd	6,136	-	-	-	-	-
All Funds	145,127	289,681	289,681	395,934	386,934	426,234
4715 IT Expendable Property						
8000 General Fund	-	31,562	31,562	-	-	23,318
3200 Other Funds Non-Ltd	73,630	-	-	-	-	-
3400 Other Funds Ltd	2,847,058	1,079,148	1,079,148	11,062,501	2,567,362	2,600,563
6400 Federal Funds Ltd	31,203	2,927	2,927	3,050	3,050	3,050
All Funds	2,951,891	1,113,637	1,113,637	11,065,551	2,570,412	2,626,931
SERVICES & SUPPLIES						
8000 General Fund	50,788	1,221,509	1,221,509	-	-	1,092,132
3200 Other Funds Non-Ltd	1,886,620	1,944,104	1,944,104	3,605,299	3,605,299	3,605,299
3400 Other Funds Ltd	47,885,779	50,976,876	50,976,876	91,869,854	62,574,449	62,785,304
6400 Federal Funds Ltd	1,940,756	80,873	2,980,873	401,414	368,312	368,266
TOTAL SERVICES & SUPPLIES	**$51,763,943**	**$54,223,362**	**$57,123,362**	**$95,876,567**	**$66,548,060**	**$67,851,001**
CAPITAL OUTLAY						
5100 Office Furniture and Fixtures						
3200 Other Funds Non-Ltd	1,518	-	-	-	-	-
3400 Other Funds Ltd	31,131	-	-	-	-	-
All Funds	32,649	-	-	-	-	-

Description	2019-21 Actuals	2021-23 Leg Adopted Budget	2021-23 Leg Approved Budget	2023-25 Agency Request Budget	2023-25 Governor's Budget	2023-25 Leg. Adopted Budget
5200 Technical Equipment						
3400 Other Funds Ltd	12,145	821,747	821,747	856,261	856,261	856,261
6400 Federal Funds Ltd	7,730	-	-	-	-	-
All Funds	19,875	821,747	821,747	856,261	856,261	856,261
5550 Data Processing Software						
3400 Other Funds Ltd	67,464	126,402	126,402	131,711	131,711	131,711
5600 Data Processing Hardware						
3400 Other Funds Ltd	-	273,229	273,229	284,705	284,705	284,705
5900 Other Capital Outlay						
3400 Other Funds Ltd	94,867	-	-	-	-	-
6400 Federal Funds Ltd	54,390	-	-	-	-	-
All Funds	149,257	-	-	-	-	-
CAPITAL OUTLAY						
3200 Other Funds Non-Ltd	1,518	-	-	-	-	-
3400 Other Funds Ltd	205,607	1,221,378	1,221,378	1,272,677	1,272,677	1,272,677
6400 Federal Funds Ltd	62,120	-	-	-	-	-
TOTAL CAPITAL OUTLAY	**$269,245**	**$1,221,378**	**$1,221,378**	**$1,272,677**	**$1,272,677**	**$1,272,677**
SPECIAL PAYMENTS						
6020 Dist to Counties						
8000 General Fund	-	10,000,000	10,000,000	-	-	6,000,000
3400 Other Funds Ltd	95,468	-	-	-	-	-
6400 Federal Funds Ltd	206,150	-	-	-	-	-
All Funds	301,618	10,000,000	10,000,000	-	-	6,000,000

Description	2019-21 Actuals	2021-23 Leg Adopted Budget	2021-23 Leg Approved Budget	2023-25 Agency Request Budget	2023-25 Governor's Budget	2023-25 Leg. Adopted Budget
6025 Dist to Other Gov Unit						
3200 Other Funds Non-Ltd	53,185,000	69,026,191	69,026,191	75,914,191	75,914,191	75,914,191
3400 Other Funds Ltd	14,672	9,120	9,120	9,503	9,503	9,503
6400 Federal Funds Ltd	167,390	-	-	-	-	-
All Funds	53,367,062	69,035,311	69,035,311	75,923,694	75,923,694	75,923,694
6030 Dist to Non-Gov Units						
3200 Other Funds Non-Ltd	100,785,872	101,043,188	101,043,188	106,493,154	106,493,154	106,493,154
3400 Other Funds Ltd	82,402,876	105,188,417	105,188,417	101,724,586	101,724,586	106,724,586
6400 Federal Funds Ltd	96,684,494	104,411,583	104,411,583	120,075,414	120,075,414	120,075,414
All Funds	279,873,242	310,643,188	310,643,188	328,293,154	328,293,154	333,293,154
6035 Dist to Individuals						
8000 General Fund	-	-	-	-	-	36,742
3400 Other Funds Ltd	24,660,842	-	-	-	-	-
All Funds	24,660,842	-	-	-	-	36,742
6060 Intra-Agency Gen Fund Transfer						
8000 General Fund	1,200,000	-	-	-	-	5,000,000
6085 Other Special Payments						
3400 Other Funds Ltd	811,760	596,651	596,651	621,710	621,710	621,710
SPECIAL PAYMENTS						
8000 General Fund	1,200,000	10,000,000	10,000,000	-	-	11,036,742
3200 Other Funds Non-Ltd	153,970,872	170,069,379	170,069,379	182,407,345	182,407,345	182,407,345
3400 Other Funds Ltd	107,985,618	105,794,188	105,794,188	102,355,799	102,355,799	107,355,799
6400 Federal Funds Ltd	97,058,034	104,411,583	104,411,583	120,075,414	120,075,414	120,075,414

Description	2019-21 Actuals	2021-23 Leg Adopted Budget	2021-23 Leg Approved Budget	2023-25 Agency Request Budget	2023-25 Governor's Budget	2023-25 Leg. Adopted Budget
TOTAL SPECIAL PAYMENTS	**$360,214,524**	**$390,275,150**	**$390,275,150**	**$404,838,558**	**$404,838,558**	**$420,875,300**
EXPENDITURES						
8000 General Fund	1,268,561	12,464,196	12,557,108	77,976	-	12,742,576
3200 Other Funds Non-Ltd	161,972,803	172,013,483	172,013,483	186,012,644	186,012,644	186,012,644
3400 Other Funds Ltd	352,316,992	382,343,491	390,652,315	446,480,127	417,099,485	422,005,708
6400 Federal Funds Ltd	112,256,327	118,285,014	121,930,616	135,056,753	135,023,651	135,295,281
TOTAL EXPENDITURES	**$627,814,683**	**$685,106,184**	**$697,153,522**	**$767,627,500**	**$738,135,780**	**$756,056,209**
REVERSIONS						
9900 Reversions						
8000 General Fund	(34,480)	-	-	-	-	-
ENDING BALANCE						
8000 General Fund	-	-	(72,869)	-	-	-
3200 Other Funds Non-Ltd	159,305,017	133,918,056	133,855,070	126,245,357	126,245,357	133,329,128
3400 Other Funds Ltd	273,828,699	366,364,868	360,502,438	508,159,504	426,247,888	409,435,727
6400 Federal Funds Ltd	1,351,012	5,213,603	1,575,326	213,008,032	519,210	3,277,432
TOTAL ENDING BALANCE	**$434,484,728**	**$505,496,527**	**$495,859,965**	**$847,412,893**	**$553,012,455**	**$546,042,287**
AUTHORIZED POSITIONS						
8150 Class/Unclass Positions	957	951	951	974	973	973
8180 Position Reconciliation	-	(1)	(1)	-	-	-
TOTAL AUTHORIZED POSITIONS	**957**	**950**	**950**	**974**	**973**	**973**
AUTHORIZED FTE						
8250 Class/Unclass FTE Positions	949.73	944.26	944.26	969.07	968.07	967.77
8280 FTE Reconciliation	-	(3.11)	(3.11)	-	-	-

Description	*2019-21 Actuals*	*2021-23 Leg Adopted Budget*	*2021-23 Leg Approved Budget*	*2023-25 Agency Request Budget*	*2023-25 Governor's Budget*	*2023-25 Leg. Adopted Budget*
TOTAL AUTHORIZED FTE	**949.73**	**941.15**	**941.15**	**969.07**	**968.07**	**967.77**

Description	*2019-21 Actuals*	*2021-23 Leg Adopted Budget*	*2021-23 Leg Approved Budget*	*2023-25 Agency Request Budget*	*2023-25 Governor's Budget*	*2023-25 Leg. Adopted Budget*
BEGINNING BALANCE						
0025 Beginning Balance						
3200 Other Funds Non-Ltd	3,360,823	4,092,255	4,092,255	4,092,255	4,092,255	4,092,255
0030 Beginning Balance Adjustment						
3200 Other Funds Non-Ltd	-	(162,037)	(162,037)	(162,037)	(162,037)	(162,037)
BEGINNING BALANCE						
3200 Other Funds Non-Ltd	3,360,823	3,930,218	3,930,218	3,930,218	3,930,218	3,930,218
TOTAL BEGINNING BALANCE	**$3,360,823**	**$3,930,218**	**$3,930,218**	**$3,930,218**	**$3,930,218**	**$3,930,218**
REVENUE CATEGORIES						
TAXES						
0125 Workers Comp Insurance Taxes						
3200 Other Funds Non-Ltd	327,207	219,183	219,183	267,263	267,263	265,115
INTEREST EARNINGS						
0605 Interest Income						
3200 Other Funds Non-Ltd	123,594	94,123	94,123	98,963	98,963	76,295
OTHER						
0975 Other Revenues						
3200 Other Funds Non-Ltd	93,282	704,195	704,195	554,195	554,195	554,195
REVENUE CATEGORIES						
3200 Other Funds Non-Ltd	544,083	1,017,501	1,017,501	920,421	920,421	895,605
TOTAL REVENUE CATEGORIES	**$544,083**	**$1,017,501**	**$1,017,501**	**$920,421**	**$920,421**	**$895,605**
AVAILABLE REVENUES						
3200 Other Funds Non-Ltd	3,904,906	4,947,719	4,947,719	4,850,639	4,850,639	4,825,823

Description	*2019-21 Actuals*	*2021-23 Leg Adopted Budget*	*2021-23 Leg Approved Budget*	*2023-25 Agency Request Budget*	*2023-25 Governor's Budget*	*2023-25 Leg. Adopted Budget*
TOTAL AVAILABLE REVENUES	**$3,904,906**	**$4,947,719**	**$4,947,719**	**$4,850,639**	**$4,850,639**	**$4,825,823**
EXPENDITURES						
SPECIAL PAYMENTS						
6030 Dist to Non-Gov Units						
3200 Other Funds Non-Ltd	429,005	800,000	800,000	800,000	800,000	800,000
ENDING BALANCE						
3200 Other Funds Non-Ltd	3,475,901	4,147,719	4,147,719	4,050,639	4,050,639	4,025,823
TOTAL ENDING BALANCE	**$3,475,901**	**$4,147,719**	**$4,147,719**	**$4,050,639**	**$4,050,639**	**$4,025,823**

Description	*2019-21 Actuals*	*2021-23 Leg Adopted Budget*	*2021-23 Leg Approved Budget*	*2023-25 Agency Request Budget*	*2023-25 Governor's Budget*	*2023-25 Leg. Adopted Budget*
BEGINNING BALANCE						
0025 Beginning Balance						
3200 Other Funds Non-Ltd	152,395,708	154,179,433	154,179,433	154,179,433	154,179,433	154,179,433
0030 Beginning Balance Adjustment						
3200 Other Funds Non-Ltd	-	(4,561,637)	(4,561,637)	(4,561,637)	(4,561,637)	(4,561,637)
BEGINNING BALANCE						
3200 Other Funds Non-Ltd	152,395,708	149,617,796	149,617,796	149,617,796	149,617,796	149,617,796
TOTAL BEGINNING BALANCE	**$152,395,708**	**$149,617,796**	**$149,617,796**	**$149,617,796**	**$149,617,796**	**$149,617,796**
REVENUE CATEGORIES						
TAXES						
0130 Other Employer -Employee Taxes						
3200 Other Funds Non-Ltd	138,598,347	128,398,989	128,398,989	135,335,126	135,335,126	142,132,088
CHARGES FOR SERVICES						
0415 Admin and Service Charges						
3200 Other Funds Non-Ltd	2,680,164	2,097,085	2,097,085	2,321,269	2,321,269	3,435,499
FINES, RENTS AND ROYALTIES						
0505 Fines and Forfeitures						
3200 Other Funds Non-Ltd	4,950,850	3,476,653	3,476,653	4,535,077	4,535,077	5,545,296
INTEREST EARNINGS						
0605 Interest Income						
3200 Other Funds Non-Ltd	6,043,354	6,643,378	6,643,378	9,378,817	9,378,817	10,119,921
OTHER						
0975 Other Revenues						

Description	*2019-21 Actuals*	*2021-23 Leg Adopted Budget*	*2021-23 Leg Approved Budget*	*2023-25 Agency Request Budget*	*2023-25 Governor's Budget*	*2023-25 Leg. Adopted Budget*
3200 Other Funds Non-Ltd	359,267	925,398	925,398	825,504	825,504	799,528
TRANSFERS IN						
1010 Transfer In - Intrafund						
3200 Other Funds Non-Ltd	3,945,595	7,393,587	7,393,587	7,393,587	7,393,587	4,721,856
1107 Tsfr From Administrative Svcs						
3200 Other Funds Non-Ltd	4,081,075	-	-	-	-	-
TRANSFERS IN						
3200 Other Funds Non-Ltd	8,026,670	7,393,587	7,393,587	7,393,587	7,393,587	4,721,856
TOTAL TRANSFERS IN	**$8,026,670**	**$7,393,587**	**$7,393,587**	**$7,393,587**	**$7,393,587**	**$4,721,856**
REVENUE CATEGORIES						
3200 Other Funds Non-Ltd	160,658,652	148,935,090	148,935,090	159,789,380	159,789,380	166,754,188
TOTAL REVENUE CATEGORIES	**$160,658,652**	**$148,935,090**	**$148,935,090**	**$159,789,380**	**$159,789,380**	**$166,754,188**
TRANSFERS OUT						
2010 Transfer Out - Intrafund						
3200 Other Funds Non-Ltd	(1,313,472)	(3,872,330)	(3,935,316)	(5,899,897)	(5,899,897)	(5,800,304)
2839 Tsfr To Labor and Ind, Bureau						
3200 Other Funds Non-Ltd	(736,000)	(1,125,509)	(1,125,509)	(1,194,052)	(1,194,052)	(1,200,000)
TRANSFERS OUT						
3200 Other Funds Non-Ltd	(2,049,472)	(4,997,839)	(5,060,825)	(7,093,949)	(7,093,949)	(7,000,304)
TOTAL TRANSFERS OUT	**($2,049,472)**	**($4,997,839)**	**($5,060,825)**	**($7,093,949)**	**($7,093,949)**	**($7,000,304)**
AVAILABLE REVENUES						
3200 Other Funds Non-Ltd	311,004,888	293,555,047	293,492,061	302,313,227	302,313,227	309,371,680
TOTAL AVAILABLE REVENUES	**$311,004,888**	**$293,555,047**	**$293,492,061**	**$302,313,227**	**$302,313,227**	**$309,371,680**

Description	*2019-21 Actuals*	*2021-23 Leg Adopted Budget*	*2021-23 Leg Approved Budget*	*2023-25 Agency Request Budget*	*2023-25 Governor's Budget*	*2023-25 Leg. Adopted Budget*
EXPENDITURES						
PERSONAL SERVICES						
SALARIES & WAGES						
3110 Class/Unclass Sal. and Per Diem						
3200 Other Funds Non-Ltd	3,845,229	-	-	-	-	-
3160 Temporary Appointments						
3200 Other Funds Non-Ltd	1,676	-	-	-	-	-
3170 Overtime Payments						
3200 Other Funds Non-Ltd	570	-	-	-	-	-
3190 All Other Differential						
3200 Other Funds Non-Ltd	35,081	-	-	-	-	-
SALARIES & WAGES						
3200 Other Funds Non-Ltd	3,882,556	-	-	-	-	-
TOTAL SALARIES & WAGES	**$3,882,556**	**-**	**-**	**-**	**-**	**-**
OTHER PAYROLL EXPENSES						
3210 Empl. Rel. Bd. Assessments						
3200 Other Funds Non-Ltd	1,409	-	-	-	-	-
3220 Public Employees' Retire Cont						
3200 Other Funds Non-Ltd	703,998	-	-	-	-	-
3221 Pension Obligation Bond						
3200 Other Funds Non-Ltd	218,746	-	-	-	-	-
3230 Social Security Taxes						
3200 Other Funds Non-Ltd	292,384	-	-	-	-	-

Description	2019-21 Actuals	2021-23 Leg Adopted Budget	2021-23 Leg Approved Budget	2023-25 Agency Request Budget	2023-25 Governor's Budget	2023-25 Leg. Adopted Budget
3240 Unemployment Assessments						
3200 Other Funds Non-Ltd	165	-	-	-	-	-
3250 Worker's Comp. Assess. (WCD)						
3200 Other Funds Non-Ltd	1,070	-	-	-	-	-
3260 Mass Transit Tax						
3200 Other Funds Non-Ltd	21,547	-	-	-	-	-
3270 Flexible Benefits						
3200 Other Funds Non-Ltd	991,918	-	-	-	-	-
OTHER PAYROLL EXPENSES						
3200 Other Funds Non-Ltd	2,231,237	-	-	-	-	-
TOTAL OTHER PAYROLL EXPENSES	**$2,231,237**	**-**	**-**	**-**	**-**	**-**
PERSONAL SERVICES						
3200 Other Funds Non-Ltd	6,113,793	-	-	-	-	-
TOTAL PERSONAL SERVICES	**$6,113,793**	**-**	**-**	**-**	**-**	**-**
SERVICES & SUPPLIES						
4100 Instate Travel						
3200 Other Funds Non-Ltd	45,471	-	-	-	-	-
4125 Out of State Travel						
3200 Other Funds Non-Ltd	1,283	-	-	-	-	-
4150 Employee Training						
3200 Other Funds Non-Ltd	8,126	-	-	-	-	-
4175 Office Expenses						
3200 Other Funds Non-Ltd	54,394	-	-	-	-	-

Description	2019-21 Actuals	2021-23 Leg Adopted Budget	2021-23 Leg Approved Budget	2023-25 Agency Request Budget	2023-25 Governor's Budget	2023-25 Leg. Adopted Budget
4200 Telecommunications						
3200 Other Funds Non-Ltd	43,530	-	-	-	-	-
4225 State Gov. Service Charges						
3200 Other Funds Non-Ltd	8	-	-	-	-	-
4250 Data Processing						
3200 Other Funds Non-Ltd	25,864	-	-	-	-	-
4275 Publicity and Publications						
3200 Other Funds Non-Ltd	23,451	-	-	-	-	-
4300 Professional Services						
3200 Other Funds Non-Ltd	230,394	-	-	-	-	-
4315 IT Professional Services						
3200 Other Funds Non-Ltd	730	-	-	-	-	-
4325 Attorney General						
3200 Other Funds Non-Ltd	45,233	-	-	-	-	-
4375 Employee Recruitment and Develop						
3200 Other Funds Non-Ltd	105	-	-	-	-	-
4400 Dues and Subscriptions						
3200 Other Funds Non-Ltd	3,676	-	-	-	-	-
4425 Facilities Rental and Taxes						
3200 Other Funds Non-Ltd	193,689	-	-	-	-	-
4475 Facilities Maintenance						
3200 Other Funds Non-Ltd	432	-	-	-	-	-
4575 Agency Program Related S and S						

Description	2019-21 Actuals	2021-23 Leg Adopted Budget	2021-23 Leg Approved Budget	2023-25 Agency Request Budget	2023-25 Governor's Budget	2023-25 Leg. Adopted Budget
3200 Other Funds Non-Ltd	110	-	-	-	-	-
4600 Intra-agency Charges						
3200 Other Funds Non-Ltd	13,198	-	-	-	-	-
4650 Other Services and Supplies						
3200 Other Funds Non-Ltd	241,010	-	-	-	-	-
4700 Expendable Prop 250 - 5000						
3200 Other Funds Non-Ltd	2,813	-	-	-	-	-
4715 IT Expendable Property						
3200 Other Funds Non-Ltd	73,138	-	-	-	-	-
SERVICES & SUPPLIES						
3200 Other Funds Non-Ltd	1,006,655	-	-	-	-	-
TOTAL SERVICES & SUPPLIES	**$1,006,655**	**-**	**-**	**-**	**-**	**-**
CAPITAL OUTLAY						
5100 Office Furniture and Fixtures						
3200 Other Funds Non-Ltd	1,518	-	-	-	-	-
SPECIAL PAYMENTS						
6025 Dist to Other Gov Unit						
3200 Other Funds Non-Ltd	53,185,000	69,026,191	69,026,191	75,914,191	75,914,191	75,914,191
6030 Dist to Non-Gov Units						
3200 Other Funds Non-Ltd	96,572,327	95,486,243	95,486,243	104,998,243	104,998,243	104,998,243
SPECIAL PAYMENTS						
3200 Other Funds Non-Ltd	149,757,327	164,512,434	164,512,434	180,912,434	180,912,434	180,912,434
TOTAL SPECIAL PAYMENTS	**$149,757,327**	**$164,512,434**	**$164,512,434**	**$180,912,434**	**$180,912,434**	**$180,912,434**

Budget Support - Detail Revenues and Expenditures **Cross Reference Number: 44000-006-00-00-00000**
2023-25 Biennium
Workers' Benefit Fund

Description	*2019-21 Actuals*	*2021-23 Leg Adopted Budget*	*2021-23 Leg Approved Budget*	*2023-25 Agency Request Budget*	*2023-25 Governor's Budget*	*2023-25 Leg. Adopted Budget*
EXPENDITURES						
3200 Other Funds Non-Ltd	156,879,293	164,512,434	164,512,434	180,912,434	180,912,434	180,912,434
TOTAL EXPENDITURES	**$156,879,293**	**$164,512,434**	**$164,512,434**	**$180,912,434**	**$180,912,434**	**$180,912,434**
ENDING BALANCE						
3200 Other Funds Non-Ltd	154,125,595	129,042,613	128,979,627	121,400,793	121,400,793	128,459,246
TOTAL ENDING BALANCE	**$154,125,595**	**$129,042,613**	**$128,979,627**	**$121,400,793**	**$121,400,793**	**$128,459,246**

Description	*2019-21 Actuals*	*2021-23 Leg Adopted Budget*	*2021-23 Leg Approved Budget*	*2023-25 Agency Request Budget*	*2023-25 Governor's Budget*	*2023-25 Leg. Adopted Budget*
BEGINNING BALANCE						
0025 Beginning Balance						
3200 Other Funds Non-Ltd	2,782	-	-	-	-	-
3400 Other Funds Ltd	58,371,571	60,688,584	60,688,584	60,688,584	60,688,584	60,688,584
6400 Federal Funds Ltd	551,888	-	-	-	-	-
All Funds	58,926,241	60,688,584	60,688,584	60,688,584	60,688,584	60,688,584
0030 Beginning Balance Adjustment						
3400 Other Funds Ltd	-	20,518,631	20,518,631	20,518,631	20,518,631	20,518,631
BEGINNING BALANCE						
3200 Other Funds Non-Ltd	2,782	-	-	-	-	-
3400 Other Funds Ltd	58,371,571	81,207,215	81,207,215	81,207,215	81,207,215	81,207,215
6400 Federal Funds Ltd	551,888	-	-	-	-	-
TOTAL BEGINNING BALANCE	**$58,926,241**	**$81,207,215**	**$81,207,215**	**$81,207,215**	**$81,207,215**	**$81,207,215**
REVENUE CATEGORIES						
TAXES						
0125 Workers Comp Insurance Taxes						
3400 Other Funds Ltd	155,479,478	144,026,135	144,991,748	280,522,079	205,878,449	196,400,150
LICENSES AND FEES						
0205 Business Lic and Fees						
3400 Other Funds Ltd	539,150	436,650	436,650	444,850	444,850	692,014
CHARGES FOR SERVICES						
0410 Charges for Services						
3400 Other Funds Ltd	252	-	-	-	-	-

Description	*2019-21 Actuals*	*2021-23 Leg Adopted Budget*	*2021-23 Leg Approved Budget*	*2023-25 Agency Request Budget*	*2023-25 Governor's Budget*	*2023-25 Leg. Adopted Budget*
FINES, RENTS AND ROYALTIES						
0505 Fines and Forfeitures						
3400 Other Funds Ltd	2,989,462	3,659,012	3,659,012	3,638,951	3,638,951	3,940,298
INTEREST EARNINGS						
0605 Interest Income						
3400 Other Funds Ltd	1,960,599	1,912,769	1,912,769	2,817,239	2,817,239	2,473,594
OTHER						
0975 Other Revenues						
3400 Other Funds Ltd	52,567	406,000	406,000	141,983	141,983	177,695
6400 Federal Funds Ltd	1	-	-	-	-	-
All Funds	52,568	406,000	406,000	141,983	141,983	177,695
FEDERAL FUNDS REVENUE						
0995 Federal Funds						
6400 Federal Funds Ltd	12,784,342	13,457,541	13,457,541	107,297,972	14,851,462	17,813,296
TRANSFERS IN						
1010 Transfer In - Intrafund						
3200 Other Funds Non-Ltd	3,988,114	4,062,034	4,062,034	-	-	-
REVENUE CATEGORIES						
3200 Other Funds Non-Ltd	3,988,114	4,062,034	4,062,034	-	-	-
3400 Other Funds Ltd	161,021,508	150,440,566	151,406,179	287,565,102	212,921,472	203,683,751
6400 Federal Funds Ltd	12,784,343	13,457,541	13,457,541	107,297,972	14,851,462	17,813,296
TOTAL REVENUE CATEGORIES	**$177,793,965**	**$167,960,141**	**$168,925,754**	**$394,863,074**	**$227,772,934**	**$221,497,047**
TRANSFERS OUT						

Description	*2019-21 Actuals*	*2021-23 Leg Adopted Budget*	*2021-23 Leg Approved Budget*	*2023-25 Agency Request Budget*	*2023-25 Governor's Budget*	*2023-25 Leg. Adopted Budget*
2010 Transfer Out - Intrafund						
3400 Other Funds Ltd	(31,970,445)	(41,476,177)	(41,654,634)	(41,843,026)	(41,843,026)	(39,024,531)
2443 Tsfr To Oregon Health Authority						
3400 Other Funds Ltd	(25,000)	-	-	-	-	-
2839 Tsfr To Labor and Ind, Bureau						
3400 Other Funds Ltd	(444,010)	(512,000)	(512,000)	(512,000)	(512,000)	(500,000)
6400 Federal Funds Ltd	(39,990)	-	-	-	-	-
All Funds	(484,000)	(512,000)	(512,000)	(512,000)	(512,000)	(500,000)
TRANSFERS OUT						
3400 Other Funds Ltd	(32,439,455)	(41,988,177)	(42,166,634)	(42,355,026)	(42,355,026)	(39,524,531)
6400 Federal Funds Ltd	(39,990)	-	-	-	-	-
TOTAL TRANSFERS OUT	**($32,479,445)**	**($41,988,177)**	**($42,166,634)**	**($42,355,026)**	**($42,355,026)**	**($39,524,531)**
AVAILABLE REVENUES						
3200 Other Funds Non-Ltd	3,990,896	4,062,034	4,062,034	-	-	-
3400 Other Funds Ltd	186,953,624	189,659,604	190,446,760	326,417,291	251,773,661	245,366,435
6400 Federal Funds Ltd	13,296,241	13,457,541	13,457,541	107,297,972	14,851,462	17,813,296
TOTAL AVAILABLE REVENUES	**$204,240,761**	**$207,179,179**	**$207,966,335**	**$433,715,263**	**$266,625,123**	**$263,179,731**
EXPENDITURES						
PERSONAL SERVICES						
SALARIES & WAGES						
3110 Class/Unclass Sal. and Per Diem						
3400 Other Funds Ltd	55,168,977	65,930,873	69,576,246	71,592,584	71,592,584	71,577,884
6400 Federal Funds Ltd	7,774,809	8,849,899	9,375,205	9,493,258	9,493,258	9,493,258

Description	2019-21 Actuals	2021-23 Leg Adopted Budget	2021-23 Leg Approved Budget	2023-25 Agency Request Budget	2023-25 Governor's Budget	2023-25 Leg. Adopted Budget
All Funds	62,943,786	74,780,772	78,951,451	81,085,842	81,085,842	81,071,142
3160 Temporary Appointments						
3400 Other Funds Ltd	395,977	244,430	244,430	254,696	254,696	254,696
6400 Federal Funds Ltd	4,974	-	-	-	-	-
All Funds	400,951	244,430	244,430	254,696	254,696	254,696
3170 Overtime Payments						
3400 Other Funds Ltd	118,914	137,115	137,115	142,873	142,873	142,873
6400 Federal Funds Ltd	53,759	-	-	-	-	-
All Funds	172,673	137,115	137,115	142,873	142,873	142,873
3190 All Other Differential						
3400 Other Funds Ltd	596,501	300,940	300,940	313,580	313,580	313,580
6400 Federal Funds Ltd	88,940	-	-	-	-	-
All Funds	685,441	300,940	300,940	313,580	313,580	313,580
SALARIES & WAGES						
3400 Other Funds Ltd	56,280,369	66,613,358	70,258,731	72,303,733	72,303,733	72,289,033
6400 Federal Funds Ltd	7,922,482	8,849,899	9,375,205	9,493,258	9,493,258	9,493,258
TOTAL SALARIES & WAGES	**$64,202,851**	**$75,463,257**	**$79,633,936**	**$81,796,991**	**$81,796,991**	**$81,782,291**
OTHER PAYROLL EXPENSES						
3210 Empl. Rel. Bd. Assessments						
3400 Other Funds Ltd	19,079	23,639	23,639	21,753	21,753	21,727
6400 Federal Funds Ltd	2,802	3,186	3,186	2,910	2,910	2,910
All Funds	21,881	26,825	26,825	24,663	24,663	24,637
3220 Public Employees' Retire Cont						

Description	2019-21 Actuals	2021-23 Leg Adopted Budget	2021-23 Leg Approved Budget	2023-25 Agency Request Budget	2023-25 Governor's Budget	2023-25 Leg. Adopted Budget
3400 Other Funds Ltd	9,720,407	11,368,377	11,368,377	12,910,547	12,910,547	12,907,913
6400 Federal Funds Ltd	1,325,890	1,515,986	1,515,986	1,701,202	1,701,202	1,701,202
All Funds	11,046,297	12,884,363	12,884,363	14,611,749	14,611,749	14,609,115
3221 Pension Obligation Bond						
3400 Other Funds Ltd	3,108,348	3,941,614	3,941,614	3,783,009	3,783,009	3,783,009
6400 Federal Funds Ltd	456,886	525,124	525,124	501,738	501,738	501,738
All Funds	3,565,234	4,466,738	4,466,738	4,284,747	4,284,747	4,284,747
3230 Social Security Taxes						
3400 Other Funds Ltd	4,230,717	5,055,035	5,055,035	5,497,403	5,497,403	5,496,278
6400 Federal Funds Ltd	603,585	676,169	676,169	726,240	726,240	726,240
All Funds	4,834,302	5,731,204	5,731,204	6,223,643	6,223,643	6,222,518
3240 Unemployment Assessments						
3400 Other Funds Ltd	21,094	-	-	-	-	-
6400 Federal Funds Ltd	715	-	-	-	-	-
All Funds	21,809	-	-	-	-	-
3241 Paid Family Medical Leave Insurance						
3400 Other Funds Ltd	-	-	-	283,102	283,102	283,043
6400 Federal Funds Ltd	-	-	-	37,932	37,932	37,932
All Funds	-	-	-	321,034	321,034	320,975
3250 Worker's Comp. Assess. (WCD)						
3400 Other Funds Ltd	14,450	18,781	18,781	18,913	18,913	18,890
6400 Federal Funds Ltd	2,137	2,494	2,494	2,494	2,494	2,494
All Funds	16,587	21,275	21,275	21,407	21,407	21,384

Description	2019-21 Actuals	2021-23 Leg Adopted Budget	2021-23 Leg Approved Budget	2023-25 Agency Request Budget	2023-25 Governor's Budget	2023-25 Leg. Adopted Budget
3260 Mass Transit Tax						
3400 Other Funds Ltd	255,710	409,721	409,721	433,822	433,822	433,822
6400 Federal Funds Ltd	(51)	-	-	-	-	-
All Funds	255,659	409,721	409,721	433,822	433,822	433,822
3270 Flexible Benefits						
3400 Other Funds Ltd	12,870,266	15,605,204	15,605,204	16,277,386	16,277,386	16,257,586
6400 Federal Funds Ltd	1,701,189	2,077,096	2,077,096	2,151,464	2,151,464	2,151,464
All Funds	14,571,455	17,682,300	17,682,300	18,428,850	18,428,850	18,409,050
OTHER PAYROLL EXPENSES						
3400 Other Funds Ltd	30,240,071	36,422,371	36,422,371	39,225,935	39,225,935	39,202,268
6400 Federal Funds Ltd	4,093,153	4,800,055	4,800,055	5,123,980	5,123,980	5,123,980
TOTAL OTHER PAYROLL EXPENSES	**$34,333,224**	**$41,222,426**	**$41,222,426**	**$44,349,915**	**$44,349,915**	**$44,326,248**
P.S. BUDGET ADJUSTMENTS						
3455 Vacancy Savings						
3400 Other Funds Ltd	-	(207,988)	(207,988)	(606,646)	(606,646)	(606,646)
6400 Federal Funds Ltd	-	(242,652)	(242,652)	(373,320)	(373,320)	(373,320)
All Funds	-	(450,640)	(450,640)	(979,966)	(979,966)	(979,966)
3465 Reconciliation Adjustment						
3400 Other Funds Ltd	-	(235,987)	(235,987)	-	-	16,335
6400 Federal Funds Ltd	-	50,239	50,239	-	-	-
All Funds	-	(185,748)	(185,748)	-	-	16,335
P.S. BUDGET ADJUSTMENTS						
3400 Other Funds Ltd	-	(443,975)	(443,975)	(606,646)	(606,646)	(590,311)

Description	*2019-21 Actuals*	*2021-23 Leg Adopted Budget*	*2021-23 Leg Approved Budget*	*2023-25 Agency Request Budget*	*2023-25 Governor's Budget*	*2023-25 Leg. Adopted Budget*
6400 Federal Funds Ltd	-	(192,413)	(192,413)	(373,320)	(373,320)	(373,320)
TOTAL P.S. BUDGET ADJUSTMENTS	**-**	**($636,388)**	**($636,388)**	**($979,966)**	**($979,966)**	**($963,631)**
PERSONAL SERVICES						
3400 Other Funds Ltd	86,520,440	102,591,754	106,237,127	110,923,022	110,923,022	110,900,990
6400 Federal Funds Ltd	12,015,635	13,457,541	13,982,847	14,243,918	14,243,918	14,243,918
TOTAL PERSONAL SERVICES	**$98,536,075**	**$116,049,295**	**$120,219,974**	**$125,166,940**	**$125,166,940**	**$125,144,908**
SERVICES & SUPPLIES						
4100 Instate Travel						
3400 Other Funds Ltd	720,897	1,018,824	1,018,824	1,074,383	939,881	947,892
6400 Federal Funds Ltd	167,778	-	-	-	-	-
All Funds	888,675	1,018,824	1,018,824	1,074,383	939,881	947,892
4125 Out of State Travel						
3400 Other Funds Ltd	23,821	62,273	62,273	65,410	65,410	65,410
6400 Federal Funds Ltd	2,984	-	-	-	-	-
All Funds	26,805	62,273	62,273	65,410	65,410	65,410
4150 Employee Training						
3400 Other Funds Ltd	214,673	603,810	603,810	632,785	632,785	705,789
6400 Federal Funds Ltd	19,781	-	-	-	-	-
All Funds	234,454	603,810	603,810	632,785	632,785	705,789
4175 Office Expenses						
3400 Other Funds Ltd	1,162,208	1,581,308	1,581,308	1,655,389	1,653,916	1,662,526
6400 Federal Funds Ltd	46,373	-	-	-	-	-
All Funds	1,208,581	1,581,308	1,581,308	1,655,389	1,653,916	1,662,526

Description	*2019-21 Actuals*	*2021-23 Leg Adopted Budget*	*2021-23 Leg Approved Budget*	*2023-25 Agency Request Budget*	*2023-25 Governor's Budget*	*2023-25 Leg. Adopted Budget*
4200 Telecommunications						
3400 Other Funds Ltd	1,168,249	1,497,860	1,497,860	1,450,960	1,401,616	1,325,626
6400 Federal Funds Ltd	1,056	-	-	-	-	-
All Funds	1,169,305	1,497,860	1,497,860	1,450,960	1,401,616	1,325,626
4225 State Gov. Service Charges						
3400 Other Funds Ltd	3,495,637	4,110,151	4,110,151	5,066,121	4,757,533	4,830,082
6400 Federal Funds Ltd	87,787	-	-	-	-	-
All Funds	3,583,424	4,110,151	4,110,151	5,066,121	4,757,533	4,830,082
4250 Data Processing						
3400 Other Funds Ltd	1,528,186	1,907,636	1,907,636	1,929,422	1,824,039	1,827,710
6400 Federal Funds Ltd	9,622	-	-	-	-	-
All Funds	1,537,808	1,907,636	1,907,636	1,929,422	1,824,039	1,827,710
4275 Publicity and Publications						
3400 Other Funds Ltd	207,897	231,412	231,412	336,651	336,651	336,651
6400 Federal Funds Ltd	15,289	-	-	-	-	-
All Funds	223,186	231,412	231,412	336,651	336,651	336,651
4300 Professional Services						
3400 Other Funds Ltd	1,242,973	1,597,052	1,597,052	1,988,514	1,988,514	1,988,514
6400 Federal Funds Ltd	13,887	-	-	-	-	-
All Funds	1,256,860	1,597,052	1,597,052	1,988,514	1,988,514	1,988,514
4315 IT Professional Services						
3400 Other Funds Ltd	451,052	195,887	195,887	23,786,523	5,786,524	5,786,524
4325 Attorney General						

Description	2019-21 Actuals	2021-23 Leg Adopted Budget	2021-23 Leg Approved Budget	2023-25 Agency Request Budget	2023-25 Governor's Budget	2023-25 Leg. Adopted Budget
3400 Other Funds Ltd	1,060,218	2,794,029	2,794,029	3,428,374	3,291,131	3,242,472
6400 Federal Funds Ltd	488,172	-	-	-	-	-
All Funds	1,548,390	2,794,029	2,794,029	3,428,374	3,291,131	3,242,472
4375 Employee Recruitment and Develop						
3400 Other Funds Ltd	6,212	23,979	23,979	24,986	24,986	24,986
4400 Dues and Subscriptions						
3400 Other Funds Ltd	111,617	128,301	128,301	138,265	138,265	138,265
6400 Federal Funds Ltd	8,699	-	-	-	-	-
All Funds	120,316	128,301	128,301	138,265	138,265	138,265
4425 Facilities Rental and Taxes						
3400 Other Funds Ltd	5,528,664	7,065,823	7,065,823	7,571,573	7,261,354	7,300,100
6400 Federal Funds Ltd	39,149	-	-	-	-	-
All Funds	5,567,813	7,065,823	7,065,823	7,571,573	7,261,354	7,300,100
4450 Fuels and Utilities						
3400 Other Funds Ltd	20,868	18,754	18,754	19,541	19,541	19,541
4475 Facilities Maintenance						
3400 Other Funds Ltd	84,999	52,656	52,656	54,867	54,867	54,867
4575 Agency Program Related S and S						
3400 Other Funds Ltd	75,478	147,976	147,976	304,490	304,490	304,490
6400 Federal Funds Ltd	38,892	-	-	-	-	-
All Funds	114,370	147,976	147,976	304,490	304,490	304,490
4600 Intra-agency Charges						
3400 Other Funds Ltd	106,483	417	417	1,103	179,603	179,603

Description	2019-21 Actuals	2021-23 Leg Adopted Budget	2021-23 Leg Approved Budget	2023-25 Agency Request Budget	2023-25 Governor's Budget	2023-25 Leg. Adopted Budget
6400 Federal Funds Ltd	3,285	-	-	-	-	-
All Funds	109,768	417	417	1,103	179,603	179,603
4650 Other Services and Supplies						
3400 Other Funds Ltd	(71,683)	367,083	367,083	596,501	557,815	523,894
6400 Federal Funds Ltd	7,226	-	2,900,000	312,600	312,600	312,600
All Funds	(64,457)	367,083	3,267,083	909,101	870,415	836,494
4700 Expendable Prop 250 - 5000						
3400 Other Funds Ltd	91,835	89,364	89,364	102,117	93,117	93,117
6400 Federal Funds Ltd	6,136	-	-	-	-	-
All Funds	97,971	89,364	89,364	102,117	93,117	93,117
4715 IT Expendable Property						
3400 Other Funds Ltd	1,038,063	333,305	333,305	8,871,288	419,043	419,043
6400 Federal Funds Ltd	30,088	-	-	-	-	-
All Funds	1,068,151	333,305	333,305	8,871,288	419,043	419,043
SERVICES & SUPPLIES						
3400 Other Funds Ltd	18,268,347	23,827,900	23,827,900	59,099,263	31,731,081	31,777,102
6400 Federal Funds Ltd	986,204	-	2,900,000	312,600	312,600	312,600
TOTAL SERVICES & SUPPLIES	**$19,254,551**	**$23,827,900**	**$26,727,900**	**$59,411,863**	**$32,043,681**	**$32,089,702**
CAPITAL OUTLAY						
5100 Office Furniture and Fixtures						
3400 Other Funds Ltd	11,378	-	-	-	-	-
5200 Technical Equipment						
3400 Other Funds Ltd	12,145	159,255	159,255	165,944	165,944	165,944

Description	2019-21 Actuals	2021-23 Leg Adopted Budget	2021-23 Leg Approved Budget	2023-25 Agency Request Budget	2023-25 Governor's Budget	2023-25 Leg. Adopted Budget
6400 Federal Funds Ltd	7,730	-	-	-	-	-
All Funds	19,875	159,255	159,255	165,944	165,944	165,944
5550 Data Processing Software						
3400 Other Funds Ltd	38,566	-	-	-	-	-
5600 Data Processing Hardware						
3400 Other Funds Ltd	-	31,492	31,492	32,815	32,815	32,815
5900 Other Capital Outlay						
3400 Other Funds Ltd	94,867	-	-	-	-	-
6400 Federal Funds Ltd	54,390	-	-	-	-	-
All Funds	149,257	-	-	-	-	-
CAPITAL OUTLAY						
3400 Other Funds Ltd	156,956	190,747	190,747	198,759	198,759	198,759
6400 Federal Funds Ltd	62,120	-	-	-	-	-
TOTAL CAPITAL OUTLAY	**$219,076**	**$190,747**	**$190,747**	**$198,759**	**$198,759**	**$198,759**
SPECIAL PAYMENTS						
6030 Dist to Non-Gov Units						
3200 Other Funds Non-Ltd	3,782,095	4,062,034	4,062,034	-	-	-
3400 Other Funds Ltd	25,636	-	-	-	-	-
All Funds	3,807,731	4,062,034	4,062,034	-	-	-
6085 Other Special Payments						
3400 Other Funds Ltd	215,231	596,651	596,651	621,710	621,710	621,710
SPECIAL PAYMENTS						
3200 Other Funds Non-Ltd	3,782,095	4,062,034	4,062,034	-	-	-

Description	*2019-21 Actuals*	*2021-23 Leg Adopted Budget*	*2021-23 Leg Approved Budget*	*2023-25 Agency Request Budget*	*2023-25 Governor's Budget*	*2023-25 Leg. Adopted Budget*
3400 Other Funds Ltd	240,867	596,651	596,651	621,710	621,710	621,710
TOTAL SPECIAL PAYMENTS	**$4,022,962**	**$4,658,685**	**$4,658,685**	**$621,710**	**$621,710**	**$621,710**
EXPENDITURES						
3200 Other Funds Non-Ltd	3,782,095	4,062,034	4,062,034	-	-	-
3400 Other Funds Ltd	105,186,610	127,207,052	130,852,425	170,842,754	143,474,572	143,498,561
6400 Federal Funds Ltd	13,063,959	13,457,541	16,882,847	14,556,518	14,556,518	14,556,518
TOTAL EXPENDITURES	**$122,032,664**	**$144,726,627**	**$151,797,306**	**$185,399,272**	**$158,031,090**	**$158,055,079**
ENDING BALANCE						
3200 Other Funds Non-Ltd	208,801	-	-	-	-	-
3400 Other Funds Ltd	81,767,014	62,452,552	59,594,335	155,574,537	108,299,089	101,867,874
6400 Federal Funds Ltd	232,282	-	(3,425,306)	92,741,454	294,944	3,256,778
TOTAL ENDING BALANCE	**$82,208,097**	**$62,452,552**	**$56,169,029**	**$248,315,991**	**$108,594,033**	**$105,124,652**
AUTHORIZED POSITIONS						
8150 Class/Unclass Positions	468	465	465	467	467	466
TOTAL AUTHORIZED POSITIONS	**468**	**465**	**465**	**467**	**467**	**466**
AUTHORIZED FTE						
8250 Class/Unclass FTE Positions	464.88	462.50	462.50	465.38	465.38	464.88
8280 FTE Reconciliation	-	(0.50)	(0.50)	-	-	-
TOTAL AUTHORIZED FTE	**464.88**	**462.00**	**462.00**	**465.38**	**465.38**	**464.88**

Description	*2019-21 Actuals*	*2021-23 Leg Adopted Budget*	*2021-23 Leg Approved Budget*	*2023-25 Agency Request Budget*	*2023-25 Governor's Budget*	*2023-25 Leg. Adopted Budget*
REVENUE CATEGORIES						
TAXES						
0125 Workers Comp Insurance Taxes						
3400 Other Funds Ltd	28,304,819	33,614,924	34,580,537	35,977,216	35,977,216	35,826,416
INTEREST EARNINGS						
0605 Interest Income						
3400 Other Funds Ltd	294	-	-	-	-	-
OTHER						
0975 Other Revenues						
3400 Other Funds Ltd	10,671	-	-	-	-	-
REVENUE CATEGORIES						
3400 Other Funds Ltd	28,315,784	33,614,924	34,580,537	35,977,216	35,977,216	35,826,416
TOTAL REVENUE CATEGORIES	**$28,315,784**	**$33,614,924**	**$34,580,537**	**$35,977,216**	**$35,977,216**	**$35,826,416**
TRANSFERS OUT						
2010 Transfer Out - Intrafund						
3400 Other Funds Ltd	(4,259,141)	(5,463,218)	(5,641,675)	(6,276,419)	(6,276,419)	(6,202,280)
AVAILABLE REVENUES						
3400 Other Funds Ltd	24,056,643	28,151,706	28,938,862	29,700,797	29,700,797	29,624,136
TOTAL AVAILABLE REVENUES	**$24,056,643**	**$28,151,706**	**$28,938,862**	**$29,700,797**	**$29,700,797**	**$29,624,136**
EXPENDITURES						
PERSONAL SERVICES						
SALARIES & WAGES						
3110 Class/Unclass Sal. and Per Diem						

Description	2019-21 Actuals	2021-23 Leg Adopted Budget	2021-23 Leg Approved Budget	2023-25 Agency Request Budget	2023-25 Governor's Budget	2023-25 Leg. Adopted Budget
3400 Other Funds Ltd	13,003,047	14,997,984	15,785,140	16,278,360	16,278,360	16,278,360
3160 Temporary Appointments						
3400 Other Funds Ltd	121,068	54,073	54,073	56,344	56,344	56,344
3170 Overtime Payments						
3400 Other Funds Ltd	8,755	3,248	3,248	3,384	3,384	3,384
3190 All Other Differential						
3400 Other Funds Ltd	130,682	108,263	108,263	112,810	112,810	112,810
SALARIES & WAGES						
3400 Other Funds Ltd	13,263,552	15,163,568	15,950,724	16,450,898	16,450,898	16,450,898
TOTAL SALARIES & WAGES	**$13,263,552**	**$15,163,568**	**$15,950,724**	**$16,450,898**	**$16,450,898**	**$16,450,898**
OTHER PAYROLL EXPENSES						
3210 Empl. Rel. Bd. Assessments						
3400 Other Funds Ltd	3,621	4,582	4,582	4,187	4,187	4,187
3220 Public Employees' Retire Cont						
3400 Other Funds Ltd	2,376,403	2,588,251	2,588,251	2,937,897	2,937,897	2,937,897
3221 Pension Obligation Bond						
3400 Other Funds Ltd	738,602	900,557	900,557	866,237	866,237	866,237
3230 Social Security Taxes						
3400 Other Funds Ltd	991,074	1,122,549	1,122,549	1,228,798	1,228,798	1,228,798
3240 Unemployment Assessments						
3400 Other Funds Ltd	954	-	-	-	-	-
3241 Paid Family Medical Leave Insurance						
3400 Other Funds Ltd	-	-	-	60,942	60,942	60,942

Description	*2019-21 Actuals*	*2021-23 Leg Adopted Budget*	*2021-23 Leg Approved Budget*	*2023-25 Agency Request Budget*	*2023-25 Governor's Budget*	*2023-25 Leg. Adopted Budget*
3250 Worker's Comp. Assess. (WCD)						
3400 Other Funds Ltd	2,944	3,634	3,634	3,634	3,634	3,634
3260 Mass Transit Tax						
3400 Other Funds Ltd	62,098	93,599	93,599	98,705	98,705	98,705
3270 Flexible Benefits						
3400 Other Funds Ltd	2,371,520	3,020,328	3,020,328	3,128,400	3,128,400	3,128,400
OTHER PAYROLL EXPENSES						
3400 Other Funds Ltd	6,547,216	7,733,500	7,733,500	8,328,800	8,328,800	8,328,800
TOTAL OTHER PAYROLL EXPENSES	**$6,547,216**	**$7,733,500**	**$7,733,500**	**$8,328,800**	**$8,328,800**	**$8,328,800**
P.S. BUDGET ADJUSTMENTS						
3455 Vacancy Savings						
3400 Other Funds Ltd	-	(86,662)	(86,662)	(163,328)	(163,328)	(163,328)
3465 Reconciliation Adjustment						
3400 Other Funds Ltd	-	(27,352)	(27,352)	-	-	-
P.S. BUDGET ADJUSTMENTS						
3400 Other Funds Ltd	-	(114,014)	(114,014)	(163,328)	(163,328)	(163,328)
TOTAL P.S. BUDGET ADJUSTMENTS	**-**	**($114,014)**	**($114,014)**	**($163,328)**	**($163,328)**	**($163,328)**
PERSONAL SERVICES						
3400 Other Funds Ltd	19,810,768	22,783,054	23,570,210	24,616,370	24,616,370	24,616,370
TOTAL PERSONAL SERVICES	**$19,810,768**	**$22,783,054**	**$23,570,210**	**$24,616,370**	**$24,616,370**	**$24,616,370**
SERVICES & SUPPLIES						
4100 Instate Travel						
3400 Other Funds Ltd	64,755	171,543	171,543	178,748	177,166	177,167

Description	*2019-21 Actuals*	*2021-23 Leg Adopted Budget*	*2021-23 Leg Approved Budget*	*2023-25 Agency Request Budget*	*2023-25 Governor's Budget*	*2023-25 Leg. Adopted Budget*
4125 Out of State Travel						
3400 Other Funds Ltd	2,228	5,718	5,718	5,958	5,958	5,958
4150 Employee Training						
3400 Other Funds Ltd	8,865	26,935	26,935	28,066	28,066	40,472
4175 Office Expenses						
3400 Other Funds Ltd	312,924	249,235	249,235	259,703	259,435	261,120
4200 Telecommunications						
3400 Other Funds Ltd	257,524	293,569	293,569	251,484	243,055	230,185
4225 State Gov. Service Charges						
3400 Other Funds Ltd	581,260	665,015	665,015	823,854	771,144	783,740
4250 Data Processing						
3400 Other Funds Ltd	265,870	398,902	398,902	379,851	361,851	362,567
4275 Publicity and Publications						
3400 Other Funds Ltd	5,258	5,718	5,718	5,958	5,958	5,958
4300 Professional Services						
3400 Other Funds Ltd	386,504	782,195	782,195	849,816	849,816	849,816
4315 IT Professional Services						
3400 Other Funds Ltd	540	106,504	106,504	115,876	115,876	115,876
4325 Attorney General						
3400 Other Funds Ltd	5,991	7,951	7,951	9,356	8,924	8,785
4375 Employee Recruitment and Develop						
3400 Other Funds Ltd	770	1,530	1,530	1,594	1,594	1,594
4400 Dues and Subscriptions						

Description	*2019-21 Actuals*	*2021-23 Leg Adopted Budget*	*2021-23 Leg Approved Budget*	*2023-25 Agency Request Budget*	*2023-25 Governor's Budget*	*2023-25 Leg. Adopted Budget*
3400 Other Funds Ltd	49,541	47,811	47,811	49,819	49,819	49,819
4425 Facilities Rental and Taxes						
3400 Other Funds Ltd	1,913,819	2,487,253	2,487,253	1,999,809	1,999,809	1,999,809
4450 Fuels and Utilities						
3400 Other Funds Ltd	8,668	-	-	-	-	-
4475 Facilities Maintenance						
3400 Other Funds Ltd	50,986	10,059	10,059	10,481	10,481	10,481
4575 Agency Program Related S and S						
3400 Other Funds Ltd	11	-	-	106	106	106
4600 Intra-agency Charges						
3400 Other Funds Ltd	5,389	-	-	668	668	668
4650 Other Services and Supplies						
3400 Other Funds Ltd	46,732	35,945	35,945	37,455	33,551	27,820
4700 Expendable Prop 250 - 5000						
3400 Other Funds Ltd	25,533	9,575	9,575	9,977	9,977	9,977
4715 IT Expendable Property						
3400 Other Funds Ltd	248,434	31,702	31,702	33,033	33,033	33,033
SERVICES & SUPPLIES						
3400 Other Funds Ltd	4,241,602	5,337,160	5,337,160	5,051,612	4,966,287	4,974,951
TOTAL SERVICES & SUPPLIES	**$4,241,602**	**$5,337,160**	**$5,337,160**	**$5,051,612**	**$4,966,287**	**$4,974,951**
CAPITAL OUTLAY						
5600 Data Processing Hardware						
3400 Other Funds Ltd	-	31,492	31,492	32,815	32,815	32,815

Description	*2019-21 Actuals*	*2021-23 Leg Adopted Budget*	*2021-23 Leg Approved Budget*	*2023-25 Agency Request Budget*	*2023-25 Governor's Budget*	*2023-25 Leg. Adopted Budget*
SPECIAL PAYMENTS						
6030 Dist to Non-Gov Units						
3400 Other Funds Ltd	4,273	-	-	-	-	-
EXPENDITURES						
3400 Other Funds Ltd	24,056,643	28,151,706	28,938,862	29,700,797	29,615,472	29,624,136
TOTAL EXPENDITURES	**$24,056,643**	**$28,151,706**	**$28,938,862**	**$29,700,797**	**$29,615,472**	**$29,624,136**
ENDING BALANCE						
3400 Other Funds Ltd	-	-	-	-	85,325	-
TOTAL ENDING BALANCE	**-**	**-**	**-**	**-**	**$85,325**	**-**
AUTHORIZED POSITIONS						
8150 Class/Unclass Positions	80	79	79	79	79	79
TOTAL AUTHORIZED POSITIONS	**80**	**79**	**79**	**79**	**79**	**79**
AUTHORIZED FTE						
8250 Class/Unclass FTE Positions	80.00	79.00	79.00	79.00	79.00	79.00
TOTAL AUTHORIZED FTE	**80.00**	**79.00**	**79.00**	**79.00**	**79.00**	**79.00**

Description	2019-21 Actuals	2021-23 Leg Adopted Budget	2021-23 Leg Approved Budget	2023-25 Agency Request Budget	2023-25 Governor's Budget	2023-25 Leg. Adopted Budget
BEGINNING BALANCE						
0025 Beginning Balance						
3200 Other Funds Non-Ltd	2,782	-	-	-	-	-
3400 Other Funds Ltd	56,658,249	59,664,729	59,664,729	59,664,729	59,664,729	59,664,729
All Funds	56,661,031	59,664,729	59,664,729	59,664,729	59,664,729	59,664,729
0030 Beginning Balance Adjustment						
3400 Other Funds Ltd	-	20,519,450	20,519,450	20,519,450	21,542,486	21,542,486
BEGINNING BALANCE						
3200 Other Funds Non-Ltd	2,782	-	-	-	-	-
3400 Other Funds Ltd	56,658,249	80,184,179	80,184,179	80,184,179	81,207,215	81,207,215
TOTAL BEGINNING BALANCE	**$56,661,031**	**$80,184,179**	**$80,184,179**	**$80,184,179**	**$81,207,215**	**$81,207,215**
REVENUE CATEGORIES						
TAXES						
0125 Workers Comp Insurance Taxes						
3400 Other Funds Ltd	77,360,748	50,287,270	50,287,270	176,856,297	101,189,631	92,978,273
LICENSES AND FEES						
0205 Business Lic and Fees						
3400 Other Funds Ltd	539,150	436,650	436,650	444,850	444,850	692,014
CHARGES FOR SERVICES						
0410 Charges for Services						
3400 Other Funds Ltd	252	-	-	-	-	-
INTEREST EARNINGS						
0605 Interest Income						

Description	2019-21 Actuals	2021-23 Leg Adopted Budget	2021-23 Leg Approved Budget	2023-25 Agency Request Budget	2023-25 Governor's Budget	2023-25 Leg. Adopted Budget
3400 Other Funds Ltd	1,808,691	1,888,495	1,888,495	2,794,515	2,794,515	2,455,159
OTHER						
0975 Other Revenues						
3400 Other Funds Ltd	17,089	406,000	406,000	141,983	141,983	177,695
TRANSFERS IN						
1010 Transfer In - Intrafund						
3200 Other Funds Non-Ltd	3,988,114	4,062,034	4,062,034	-	-	-
REVENUE CATEGORIES						
3200 Other Funds Non-Ltd	3,988,114	4,062,034	4,062,034	-	-	-
3400 Other Funds Ltd	79,725,930	53,018,415	53,018,415	180,237,645	104,570,979	96,303,141
TOTAL REVENUE CATEGORIES	**$83,714,044**	**$57,080,449**	**$57,080,449**	**$180,237,645**	**$104,570,979**	**$96,303,141**
TRANSFERS OUT						
2010 Transfer Out - Intrafund						
3400 Other Funds Ltd	(16,831,518)	(21,940,187)	(21,940,187)	(19,399,356)	(19,399,356)	(16,815,409)
2443 Tsfr To Oregon Health Authority						
3400 Other Funds Ltd	(25,000)	-	-	-	-	-
TRANSFERS OUT						
3400 Other Funds Ltd	(16,856,518)	(21,940,187)	(21,940,187)	(19,399,356)	(19,399,356)	(16,815,409)
TOTAL TRANSFERS OUT	**($16,856,518)**	**($21,940,187)**	**($21,940,187)**	**($19,399,356)**	**($19,399,356)**	**($16,815,409)**
AVAILABLE REVENUES						
3200 Other Funds Non-Ltd	3,990,896	4,062,034	4,062,034	-	-	-
3400 Other Funds Ltd	119,527,661	111,262,407	111,262,407	241,022,468	166,378,838	160,694,947
TOTAL AVAILABLE REVENUES	**$123,518,557**	**$115,324,441**	**$115,324,441**	**$241,022,468**	**$166,378,838**	**$160,694,947**

Description	*2019-21 Actuals*	*2021-23 Leg Adopted Budget*	*2021-23 Leg Approved Budget*	*2023-25 Agency Request Budget*	*2023-25 Governor's Budget*	*2023-25 Leg. Adopted Budget*
EXPENDITURES						
PERSONAL SERVICES						
SALARIES & WAGES						
3110 Class/Unclass Sal. and Per Diem						
3400 Other Funds Ltd	19,739,356	25,993,752	27,450,724	28,380,264	28,380,264	28,380,264
3160 Temporary Appointments						
3400 Other Funds Ltd	76,356	190,357	190,357	198,352	198,352	198,352
3170 Overtime Payments						
3400 Other Funds Ltd	5,635	133,867	133,867	139,489	139,489	139,489
3190 All Other Differential						
3400 Other Funds Ltd	197,619	15,941	15,941	16,611	16,611	16,611
SALARIES & WAGES						
3400 Other Funds Ltd	20,018,966	26,333,917	27,790,889	28,734,716	28,734,716	28,734,716
TOTAL SALARIES & WAGES	**$20,018,966**	**$26,333,917**	**$27,790,889**	**$28,734,716**	**$28,734,716**	**$28,734,716**
OTHER PAYROLL EXPENSES						
3210 Empl. Rel. Bd. Assessments						
3400 Other Funds Ltd	7,791	10,440	10,440	9,646	9,646	9,646
3220 Public Employees' Retire Cont						
3400 Other Funds Ltd	3,464,978	4,478,393	4,478,393	5,113,723	5,113,723	5,113,723
3221 Pension Obligation Bond						
3400 Other Funds Ltd	1,123,194	1,566,678	1,566,678	1,490,965	1,490,965	1,490,965
3230 Social Security Taxes						
3400 Other Funds Ltd	1,509,691	2,012,394	2,012,394	2,194,066	2,194,066	2,194,066

Description	2019-21 Actuals	2021-23 Leg Adopted Budget	2021-23 Leg Approved Budget	2023-25 Agency Request Budget	2023-25 Governor's Budget	2023-25 Leg. Adopted Budget
3240 Unemployment Assessments						
3400 Other Funds Ltd	18,615	-	-	-	-	-
3241 Paid Family Medical Leave Insurance						
3400 Other Funds Ltd	-	-	-	113,755	113,755	113,755
3250 Worker's Comp. Assess. (WCD)						
3400 Other Funds Ltd	5,863	8,280	8,280	8,372	8,372	8,372
3260 Mass Transit Tax						
3400 Other Funds Ltd	120,949	163,388	163,388	172,408	172,408	172,408
3270 Flexible Benefits						
3400 Other Funds Ltd	5,292,277	6,881,760	6,881,760	7,207,200	7,207,200	7,207,200
OTHER PAYROLL EXPENSES						
3400 Other Funds Ltd	11,543,358	15,121,333	15,121,333	16,310,135	16,310,135	16,310,135
TOTAL OTHER PAYROLL EXPENSES	**$11,543,358**	**$15,121,333**	**$15,121,333**	**$16,310,135**	**$16,310,135**	**$16,310,135**
P.S. BUDGET ADJUSTMENTS						
3455 Vacancy Savings						
3400 Other Funds Ltd	-	(121,326)	(121,326)	(443,318)	(443,318)	(443,318)
PERSONAL SERVICES						
3400 Other Funds Ltd	31,562,324	41,333,924	42,790,896	44,601,533	44,601,533	44,601,533
TOTAL PERSONAL SERVICES	**$31,562,324**	**$41,333,924**	**$42,790,896**	**$44,601,533**	**$44,601,533**	**$44,601,533**
SERVICES & SUPPLIES						
4100 Instate Travel						
3400 Other Funds Ltd	181,929	136,200	136,200	145,120	119,802	127,728
4125 Out of State Travel						

Description	2019-21 Actuals	2021-23 Leg Adopted Budget	2021-23 Leg Approved Budget	2023-25 Agency Request Budget	2023-25 Governor's Budget	2023-25 Leg. Adopted Budget
3400 Other Funds Ltd	9,799	32,880	32,880	34,533	34,533	34,533
4150 Employee Training						
3400 Other Funds Ltd	36,506	64,115	64,115	68,808	68,808	97,390
4175 Office Expenses						
3400 Other Funds Ltd	439,029	779,052	779,052	817,213	816,013	819,276
4200 Telecommunications						
3400 Other Funds Ltd	329,277	635,537	635,537	507,244	488,040	458,176
4225 State Gov. Service Charges						
3400 Other Funds Ltd	1,492,144	1,705,767	1,705,767	2,090,254	1,970,155	1,997,849
4250 Data Processing						
3400 Other Funds Ltd	598,299	654,266	654,266	656,807	615,792	616,986
4275 Publicity and Publications						
3400 Other Funds Ltd	122,969	138,271	138,271	144,078	144,078	144,078
4300 Professional Services						
3400 Other Funds Ltd	712,353	426,737	426,737	461,529	461,529	461,529
4315 IT Professional Services						
3400 Other Funds Ltd	449,156	69,747	69,747	23,649,283	5,649,284	5,649,284
4325 Attorney General						
3400 Other Funds Ltd	270,666	1,057,010	1,057,010	1,384,424	1,341,611	1,323,203
4375 Employee Recruitment and Develop						
3400 Other Funds Ltd	855	3,484	3,484	3,630	3,630	3,630
4400 Dues and Subscriptions						
3400 Other Funds Ltd	21,453	20,394	20,394	21,470	21,470	21,470

Description	2019-21 Actuals	2021-23 Leg Adopted Budget	2021-23 Leg Approved Budget	2023-25 Agency Request Budget	2023-25 Governor's Budget	2023-25 Leg. Adopted Budget
4425 Facilities Rental and Taxes						
3400 Other Funds Ltd	1,170,912	1,554,923	1,554,923	2,182,736	2,079,844	2,108,698
4450 Fuels and Utilities						
3400 Other Funds Ltd	-	124	124	129	129	129
4475 Facilities Maintenance						
3400 Other Funds Ltd	3,463	1,609	1,609	1,677	1,677	1,677
4575 Agency Program Related S and S						
3400 Other Funds Ltd	260	22	22	23	23	23
4600 Intra-agency Charges						
3400 Other Funds Ltd	91,387	417	417	435	178,935	178,935
4650 Other Services and Supplies						
3400 Other Funds Ltd	(210,466)	96,177	96,177	100,217	78,832	65,403
4700 Expendable Prop 250 - 5000						
3400 Other Funds Ltd	16,590	16,849	16,849	26,557	17,557	17,557
4715 IT Expendable Property						
3400 Other Funds Ltd	443,077	82,350	82,350	8,550,231	97,986	97,986
SERVICES & SUPPLIES						
3400 Other Funds Ltd	6,179,658	7,475,931	7,475,931	40,846,398	14,189,728	14,225,540
TOTAL SERVICES & SUPPLIES	**$6,179,658**	**$7,475,931**	**$7,475,931**	**$40,846,398**	**$14,189,728**	**$14,225,540**
CAPITAL OUTLAY						
5100 Office Furniture and Fixtures						
3400 Other Funds Ltd	8,603	-	-	-	-	-
SPECIAL PAYMENTS						

Description	2019-21 Actuals	2021-23 Leg Adopted Budget	2021-23 Leg Approved Budget	2023-25 Agency Request Budget	2023-25 Governor's Budget	2023-25 Leg. Adopted Budget
6030 Dist to Non-Gov Units						
3200 Other Funds Non-Ltd	3,782,095	4,062,034	4,062,034	-	-	-
3400 Other Funds Ltd	10,062	-	-	-	-	-
All Funds	3,792,157	4,062,034	4,062,034	-	-	-
EXPENDITURES						
3200 Other Funds Non-Ltd	3,782,095	4,062,034	4,062,034	-	-	-
3400 Other Funds Ltd	37,760,647	48,809,855	50,266,827	85,447,931	58,791,261	58,827,073
TOTAL EXPENDITURES	**$41,542,742**	**$52,871,889**	**$54,328,861**	**$85,447,931**	**$58,791,261**	**$58,827,073**
ENDING BALANCE						
3200 Other Funds Non-Ltd	208,801	-	-	-	-	-
3400 Other Funds Ltd	81,767,014	62,452,552	60,995,580	155,574,537	107,587,577	101,867,874
TOTAL ENDING BALANCE	**$81,975,815**	**$62,452,552**	**$60,995,580**	**$155,574,537**	**$107,587,577**	**$101,867,874**
AUTHORIZED POSITIONS						
8150 Class/Unclass Positions	183	181	181	182	182	182
TOTAL AUTHORIZED POSITIONS	**183**	**181**	**181**	**182**	**182**	**182**
AUTHORIZED FTE						
8250 Class/Unclass FTE Positions	181.38	180.00	180.00	182.00	182.00	182.00
8280 FTE Reconciliation	-	(0.50)	(0.50)	-	-	-
TOTAL AUTHORIZED FTE	**181.38**	**179.50**	**179.50**	**182.00**	**182.00**	**182.00**

Description	*2019-21 Actuals*	*2021-23 Leg Adopted Budget*	*2021-23 Leg Approved Budget*	*2023-25 Agency Request Budget*	*2023-25 Governor's Budget*	*2023-25 Leg. Adopted Budget*
BEGINNING BALANCE						
0025 Beginning Balance						
3400 Other Funds Ltd	1,713,322	1,023,855	1,023,855	1,023,855	1,023,855	1,023,855
6400 Federal Funds Ltd	551,888	-	-	-	-	-
All Funds	2,265,210	1,023,855	1,023,855	1,023,855	1,023,855	1,023,855
0030 Beginning Balance Adjustment						
3400 Other Funds Ltd	-	(819)	(819)	(819)	(1,023,855)	(1,023,855)
BEGINNING BALANCE						
3400 Other Funds Ltd	1,713,322	1,023,036	1,023,036	1,023,036	-	-
6400 Federal Funds Ltd	551,888	-	-	-	-	-
TOTAL BEGINNING BALANCE	**$2,265,210**	**$1,023,036**	**$1,023,036**	**$1,023,036**	**-**	**-**
REVENUE CATEGORIES						
TAXES						
0125 Workers Comp Insurance Taxes						
3400 Other Funds Ltd	49,813,911	60,123,941	60,123,941	67,688,566	68,711,602	67,595,461
FINES, RENTS AND ROYALTIES						
0505 Fines and Forfeitures						
3400 Other Funds Ltd	2,989,462	3,659,012	3,659,012	3,638,951	3,638,951	3,940,298
INTEREST EARNINGS						
0605 Interest Income						
3400 Other Funds Ltd	151,614	24,274	24,274	22,724	22,724	18,435
OTHER						
0975 Other Revenues						

Description	2019-21 Actuals	2021-23 Leg Adopted Budget	2021-23 Leg Approved Budget	2023-25 Agency Request Budget	2023-25 Governor's Budget	2023-25 Leg. Adopted Budget
3400 Other Funds Ltd	24,807	-	-	-	-	-
6400 Federal Funds Ltd	1	-	-	-	-	-
All Funds	24,808	-	-	-	-	-
FEDERAL FUNDS REVENUE						
0995 Federal Funds						
6400 Federal Funds Ltd	12,784,342	13,457,541	13,457,541	107,297,972	14,851,462	17,813,296
REVENUE CATEGORIES						
3400 Other Funds Ltd	52,979,794	63,807,227	63,807,227	71,350,241	72,373,277	71,554,194
6400 Federal Funds Ltd	12,784,343	13,457,541	13,457,541	107,297,972	14,851,462	17,813,296
TOTAL REVENUE CATEGORIES	**$65,764,137**	**$77,264,768**	**$77,264,768**	**$178,648,213**	**$87,224,739**	**$89,367,490**
TRANSFERS OUT						
2010 Transfer Out - Intrafund						
3400 Other Funds Ltd	(10,879,786)	(14,072,772)	(14,072,772)	(16,167,251)	(16,167,251)	(16,006,842)
2839 Tsfr To Labor and Ind, Bureau						
3400 Other Funds Ltd	(444,010)	(512,000)	(512,000)	(512,000)	(512,000)	(500,000)
6400 Federal Funds Ltd	(39,990)	-	-	-	-	-
All Funds	(484,000)	(512,000)	(512,000)	(512,000)	(512,000)	(500,000)
TRANSFERS OUT						
3400 Other Funds Ltd	(11,323,796)	(14,584,772)	(14,584,772)	(16,679,251)	(16,679,251)	(16,506,842)
6400 Federal Funds Ltd	(39,990)	-	-	-	-	-
TOTAL TRANSFERS OUT	**($11,363,786)**	**($14,584,772)**	**($14,584,772)**	**($16,679,251)**	**($16,679,251)**	**($16,506,842)**
AVAILABLE REVENUES						
3400 Other Funds Ltd	43,369,320	50,245,491	50,245,491	55,694,026	55,694,026	55,047,352

Description	2019-21 Actuals	2021-23 Leg Adopted Budget	2021-23 Leg Approved Budget	2023-25 Agency Request Budget	2023-25 Governor's Budget	2023-25 Leg. Adopted Budget
6400 Federal Funds Ltd	13,296,241	13,457,541	13,457,541	107,297,972	14,851,462	17,813,296
TOTAL AVAILABLE REVENUES	**$56,665,561**	**$63,703,032**	**$63,703,032**	**$162,991,998**	**$70,545,488**	**$72,860,648**
EXPENDITURES						
PERSONAL SERVICES						
SALARIES & WAGES						
3110 Class/Unclass Sal. and Per Diem						
3400 Other Funds Ltd	22,426,574	24,939,137	26,340,382	26,933,960	26,933,960	26,919,260
6400 Federal Funds Ltd	7,774,809	8,849,899	9,375,205	9,493,258	9,493,258	9,493,258
All Funds	30,201,383	33,789,036	35,715,587	36,427,218	36,427,218	36,412,518
3160 Temporary Appointments						
3400 Other Funds Ltd	198,553	-	-	-	-	-
6400 Federal Funds Ltd	4,974	-	-	-	-	-
All Funds	203,527	-	-	-	-	-
3170 Overtime Payments						
3400 Other Funds Ltd	104,524	-	-	-	-	-
6400 Federal Funds Ltd	53,759	-	-	-	-	-
All Funds	158,283	-	-	-	-	-
3190 All Other Differential						
3400 Other Funds Ltd	268,200	176,736	176,736	184,159	184,159	184,159
6400 Federal Funds Ltd	88,940	-	-	-	-	-
All Funds	357,140	176,736	176,736	184,159	184,159	184,159
SALARIES & WAGES						
3400 Other Funds Ltd	22,997,851	25,115,873	26,517,118	27,118,119	27,118,119	27,103,419

Description	*2019-21 Actuals*	*2021-23 Leg Adopted Budget*	*2021-23 Leg Approved Budget*	*2023-25 Agency Request Budget*	*2023-25 Governor's Budget*	*2023-25 Leg. Adopted Budget*
6400 Federal Funds Ltd	7,922,482	8,849,899	9,375,205	9,493,258	9,493,258	9,493,258
TOTAL SALARIES & WAGES	**$30,920,333**	**$33,965,772**	**$35,892,323**	**$36,611,377**	**$36,611,377**	**$36,596,677**
OTHER PAYROLL EXPENSES						
3210 Empl. Rel. Bd. Assessments						
3400 Other Funds Ltd	7,667	8,617	8,617	7,920	7,920	7,894
6400 Federal Funds Ltd	2,802	3,186	3,186	2,910	2,910	2,910
All Funds	10,469	11,803	11,803	10,830	10,830	10,804
3220 Public Employees' Retire Cont						
3400 Other Funds Ltd	3,879,026	4,301,733	4,301,733	4,858,927	4,858,927	4,856,293
6400 Federal Funds Ltd	1,325,890	1,515,986	1,515,986	1,701,202	1,701,202	1,701,202
All Funds	5,204,916	5,817,719	5,817,719	6,560,129	6,560,129	6,557,495
3221 Pension Obligation Bond						
3400 Other Funds Ltd	1,246,552	1,474,379	1,474,379	1,425,807	1,425,807	1,425,807
6400 Federal Funds Ltd	456,886	525,124	525,124	501,738	501,738	501,738
All Funds	1,703,438	1,999,503	1,999,503	1,927,545	1,927,545	1,927,545
3230 Social Security Taxes						
3400 Other Funds Ltd	1,729,952	1,920,092	1,920,092	2,074,539	2,074,539	2,073,414
6400 Federal Funds Ltd	603,585	676,169	676,169	726,240	726,240	726,240
All Funds	2,333,537	2,596,261	2,596,261	2,800,779	2,800,779	2,799,654
3240 Unemployment Assessments						
3400 Other Funds Ltd	1,525	-	-	-	-	-
6400 Federal Funds Ltd	715	-	-	-	-	-
All Funds	2,240	-	-	-	-	-

Description	2019-21 Actuals	2021-23 Leg Adopted Budget	2021-23 Leg Approved Budget	2023-25 Agency Request Budget	2023-25 Governor's Budget	2023-25 Leg. Adopted Budget
3241 Paid Family Medical Leave Insurance						
3400 Other Funds Ltd	-	-	-	108,405	108,405	108,346
6400 Federal Funds Ltd	-	-	-	37,932	37,932	37,932
All Funds	-	-	-	146,337	146,337	146,278
3250 Worker's Comp. Assess. (WCD)						
3400 Other Funds Ltd	5,643	6,867	6,867	6,907	6,907	6,884
6400 Federal Funds Ltd	2,137	2,494	2,494	2,494	2,494	2,494
All Funds	7,780	9,361	9,361	9,401	9,401	9,378
3260 Mass Transit Tax						
3400 Other Funds Ltd	72,663	152,734	152,734	162,709	162,709	162,709
6400 Federal Funds Ltd	(51)	-	-	-	-	-
All Funds	72,612	152,734	152,734	162,709	162,709	162,709
3270 Flexible Benefits						
3400 Other Funds Ltd	5,206,469	5,703,116	5,703,116	5,941,786	5,941,786	5,921,986
6400 Federal Funds Ltd	1,701,189	2,077,096	2,077,096	2,151,464	2,151,464	2,151,464
All Funds	6,907,658	7,780,212	7,780,212	8,093,250	8,093,250	8,073,450
OTHER PAYROLL EXPENSES						
3400 Other Funds Ltd	12,149,497	13,567,538	13,567,538	14,587,000	14,587,000	14,563,333
6400 Federal Funds Ltd	4,093,153	4,800,055	4,800,055	5,123,980	5,123,980	5,123,980
TOTAL OTHER PAYROLL EXPENSES	**$16,242,650**	**$18,367,593**	**$18,367,593**	**$19,710,980**	**$19,710,980**	**$19,687,313**
P.S. BUDGET ADJUSTMENTS						
3455 Vacancy Savings						
6400 Federal Funds Ltd	-	(242,652)	(242,652)	(373,320)	(373,320)	(373,320)

Description	*2019-21 Actuals*	*2021-23 Leg Adopted Budget*	*2021-23 Leg Approved Budget*	*2023-25 Agency Request Budget*	*2023-25 Governor's Budget*	*2023-25 Leg. Adopted Budget*
3465 Reconciliation Adjustment						
3400 Other Funds Ltd	-	(208,635)	(208,635)	-	-	16,335
6400 Federal Funds Ltd	-	50,239	50,239	-	-	-
All Funds	-	(158,396)	(158,396)	-	-	16,335
P.S. BUDGET ADJUSTMENTS						
3400 Other Funds Ltd	-	(208,635)	(208,635)	-	-	16,335
6400 Federal Funds Ltd	-	(192,413)	(192,413)	(373,320)	(373,320)	(373,320)
TOTAL P.S. BUDGET ADJUSTMENTS	**-**	**($401,048)**	**($401,048)**	**($373,320)**	**($373,320)**	**($356,985)**
PERSONAL SERVICES						
3400 Other Funds Ltd	35,147,348	38,474,776	39,876,021	41,705,119	41,705,119	41,683,087
6400 Federal Funds Ltd	12,015,635	13,457,541	13,982,847	14,243,918	14,243,918	14,243,918
TOTAL PERSONAL SERVICES	**$47,162,983**	**$51,932,317**	**$53,858,868**	**$55,949,037**	**$55,949,037**	**$55,927,005**
SERVICES & SUPPLIES						
4100 Instate Travel						
3400 Other Funds Ltd	474,213	711,081	711,081	750,515	642,913	642,997
6400 Federal Funds Ltd	167,778	-	-	-	-	-
All Funds	641,991	711,081	711,081	750,515	642,913	642,997
4125 Out of State Travel						
3400 Other Funds Ltd	11,794	23,675	23,675	24,919	24,919	24,919
6400 Federal Funds Ltd	2,984	-	-	-	-	-
All Funds	14,778	23,675	23,675	24,919	24,919	24,919
4150 Employee Training						
3400 Other Funds Ltd	169,302	512,760	512,760	535,911	535,911	567,927

Description	2019-21 Actuals	2021-23 Leg Adopted Budget	2021-23 Leg Approved Budget	2023-25 Agency Request Budget	2023-25 Governor's Budget	2023-25 Leg. Adopted Budget
6400 Federal Funds Ltd	19,781	-	-	-	-	-
All Funds	189,083	512,760	512,760	535,911	535,911	567,927
4175 Office Expenses						
3400 Other Funds Ltd	410,255	553,021	553,021	578,473	578,468	582,130
6400 Federal Funds Ltd	46,373	-	-	-	-	-
All Funds	456,628	553,021	553,021	578,473	578,468	582,130
4200 Telecommunications						
3400 Other Funds Ltd	581,448	568,754	568,754	692,232	670,521	637,265
6400 Federal Funds Ltd	1,056	-	-	-	-	-
All Funds	582,504	568,754	568,754	692,232	670,521	637,265
4225 State Gov. Service Charges						
3400 Other Funds Ltd	1,422,233	1,739,369	1,739,369	2,152,013	2,016,234	2,048,493
6400 Federal Funds Ltd	87,787	-	-	-	-	-
All Funds	1,510,020	1,739,369	1,739,369	2,152,013	2,016,234	2,048,493
4250 Data Processing						
3400 Other Funds Ltd	664,017	854,468	854,468	892,764	846,396	848,157
6400 Federal Funds Ltd	9,622	-	-	-	-	-
All Funds	673,639	854,468	854,468	892,764	846,396	848,157
4275 Publicity and Publications						
3400 Other Funds Ltd	79,670	87,423	87,423	186,615	186,615	186,615
6400 Federal Funds Ltd	15,289	-	-	-	-	-
All Funds	94,959	87,423	87,423	186,615	186,615	186,615
4300 Professional Services						

Description	2019-21 Actuals	2021-23 Leg Adopted Budget	2021-23 Leg Approved Budget	2023-25 Agency Request Budget	2023-25 Governor's Budget	2023-25 Leg. Adopted Budget
3400 Other Funds Ltd	144,116	388,120	388,120	677,169	677,169	677,169
6400 Federal Funds Ltd	13,887	-	-	-	-	-
All Funds	158,003	388,120	388,120	677,169	677,169	677,169
4315 IT Professional Services						
3400 Other Funds Ltd	1,356	19,636	19,636	21,364	21,364	21,364
4325 Attorney General						
3400 Other Funds Ltd	783,561	1,729,068	1,729,068	2,034,594	1,940,596	1,910,484
6400 Federal Funds Ltd	488,172	-	-	-	-	-
All Funds	1,271,733	1,729,068	1,729,068	2,034,594	1,940,596	1,910,484
4375 Employee Recruitment and Develop						
3400 Other Funds Ltd	4,587	18,965	18,965	19,762	19,762	19,762
4400 Dues and Subscriptions						
3400 Other Funds Ltd	40,623	60,096	60,096	66,976	66,976	66,976
6400 Federal Funds Ltd	8,699	-	-	-	-	-
All Funds	49,322	60,096	60,096	66,976	66,976	66,976
4425 Facilities Rental and Taxes						
3400 Other Funds Ltd	2,443,933	3,023,647	3,023,647	3,389,028	3,181,701	3,191,593
6400 Federal Funds Ltd	39,149	-	-	-	-	-
All Funds	2,483,082	3,023,647	3,023,647	3,389,028	3,181,701	3,191,593
4450 Fuels and Utilities						
3400 Other Funds Ltd	12,200	18,630	18,630	19,412	19,412	19,412
4475 Facilities Maintenance						
3400 Other Funds Ltd	30,550	40,988	40,988	42,709	42,709	42,709

Description	2019-21 Actuals	2021-23 Leg Adopted Budget	2021-23 Leg Approved Budget	2023-25 Agency Request Budget	2023-25 Governor's Budget	2023-25 Leg. Adopted Budget
4575 Agency Program Related S and S						
3400 Other Funds Ltd	75,207	147,954	147,954	304,361	304,361	304,361
6400 Federal Funds Ltd	38,892	-	-	-	-	-
All Funds	114,099	147,954	147,954	304,361	304,361	304,361
4600 Intra-agency Charges						
3400 Other Funds Ltd	9,707	-	-	-	-	-
6400 Federal Funds Ltd	3,285	-	-	-	-	-
All Funds	12,992	-	-	-	-	-
4650 Other Services and Supplies						
3400 Other Funds Ltd	92,051	234,961	234,961	458,829	445,432	430,671
6400 Federal Funds Ltd	7,226	-	2,900,000	312,600	312,600	312,600
All Funds	99,277	234,961	3,134,961	771,429	758,032	743,271
4700 Expendable Prop 250 - 5000						
3400 Other Funds Ltd	49,712	62,940	62,940	65,583	65,583	65,583
6400 Federal Funds Ltd	6,136	-	-	-	-	-
All Funds	55,848	62,940	62,940	65,583	65,583	65,583
4715 IT Expendable Property						
3400 Other Funds Ltd	346,552	219,253	219,253	288,024	288,024	288,024
6400 Federal Funds Ltd	30,088	-	-	-	-	-
All Funds	376,640	219,253	219,253	288,024	288,024	288,024
SERVICES & SUPPLIES						
3400 Other Funds Ltd	7,847,087	11,014,809	11,014,809	13,201,253	12,575,066	12,576,611
6400 Federal Funds Ltd	986,204	-	2,900,000	312,600	312,600	312,600

Description	*2019-21 Actuals*	*2021-23 Leg Adopted Budget*	*2021-23 Leg Approved Budget*	*2023-25 Agency Request Budget*	*2023-25 Governor's Budget*	*2023-25 Leg. Adopted Budget*
TOTAL SERVICES & SUPPLIES	**$8,833,291**	**$11,014,809**	**$13,914,809**	**$13,513,853**	**$12,887,666**	**$12,889,211**
CAPITAL OUTLAY						
5100 Office Furniture and Fixtures						
3400 Other Funds Ltd	2,775	-	-	-	-	-
5200 Technical Equipment						
3400 Other Funds Ltd	12,145	159,255	159,255	165,944	165,944	165,944
6400 Federal Funds Ltd	7,730	-	-	-	-	-
All Funds	19,875	159,255	159,255	165,944	165,944	165,944
5550 Data Processing Software						
3400 Other Funds Ltd	38,566	-	-	-	-	-
5900 Other Capital Outlay						
3400 Other Funds Ltd	94,867	-	-	-	-	-
6400 Federal Funds Ltd	54,390	-	-	-	-	-
All Funds	149,257	-	-	-	-	-
CAPITAL OUTLAY						
3400 Other Funds Ltd	148,353	159,255	159,255	165,944	165,944	165,944
6400 Federal Funds Ltd	62,120	-	-	-	-	-
TOTAL CAPITAL OUTLAY	**$210,473**	**$159,255**	**$159,255**	**$165,944**	**$165,944**	**$165,944**
SPECIAL PAYMENTS						
6030 Dist to Non-Gov Units						
3400 Other Funds Ltd	11,301	-	-	-	-	-
6085 Other Special Payments						
3400 Other Funds Ltd	215,231	596,651	596,651	621,710	621,710	621,710

Description	*2019-21 Actuals*	*2021-23 Leg Adopted Budget*	*2021-23 Leg Approved Budget*	*2023-25 Agency Request Budget*	*2023-25 Governor's Budget*	*2023-25 Leg. Adopted Budget*
SPECIAL PAYMENTS						
3400 Other Funds Ltd	226,532	596,651	596,651	621,710	621,710	621,710
TOTAL SPECIAL PAYMENTS	**$226,532**	**$596,651**	**$596,651**	**$621,710**	**$621,710**	**$621,710**
EXPENDITURES						
3400 Other Funds Ltd	43,369,320	50,245,491	51,646,736	55,694,026	55,067,839	55,047,352
6400 Federal Funds Ltd	13,063,959	13,457,541	16,882,847	14,556,518	14,556,518	14,556,518
TOTAL EXPENDITURES	**$56,433,279**	**$63,703,032**	**$68,529,583**	**$70,250,544**	**$69,624,357**	**$69,603,870**
ENDING BALANCE						
3400 Other Funds Ltd	-	-	(1,401,245)	-	626,187	-
6400 Federal Funds Ltd	232,282	-	(3,425,306)	92,741,454	294,944	3,256,778
TOTAL ENDING BALANCE	**$232,282**	**-**	**($4,826,551)**	**$92,741,454**	**$921,131**	**$3,256,778**
AUTHORIZED POSITIONS						
8150 Class/Unclass Positions	205	205	205	206	206	205
TOTAL AUTHORIZED POSITIONS	**205**	**205**	**205**	**206**	**206**	**205**
AUTHORIZED FTE						
8250 Class/Unclass FTE Positions	203.50	203.50	203.50	204.38	204.38	203.88
TOTAL AUTHORIZED FTE	**203.50**	**203.50**	**203.50**	**204.38**	**204.38**	**203.88**

Description	*2019-21 Actuals*	*2021-23 Leg Adopted Budget*	*2021-23 Leg Approved Budget*	*2023-25 Agency Request Budget*	*2023-25 Governor's Budget*	*2023-25 Leg. Adopted Budget*
BEGINNING BALANCE						
0025 Beginning Balance						
3200 Other Funds Non-Ltd	1,121,521	-	-	-	-	-
3400 Other Funds Ltd	8,031,120	-	-	-	-	-
All Funds	9,152,641	-	-	-	-	-
AVAILABLE REVENUES						
3200 Other Funds Non-Ltd	1,121,521	-	-	-	-	-
3400 Other Funds Ltd	8,031,120	-	-	-	-	-
TOTAL AVAILABLE REVENUES	**$9,152,641**	**-**	**-**	**-**	**-**	**-**
ENDING BALANCE						
3200 Other Funds Non-Ltd	1,121,521	-	-	-	-	-
3400 Other Funds Ltd	8,031,120	-	-	-	-	-
TOTAL ENDING BALANCE	**$9,152,641**	**-**	**-**	**-**	**-**	**-**

Description	*2019-21 Actuals*	*2021-23 Leg Adopted Budget*	*2021-23 Leg Approved Budget*	*2023-25 Agency Request Budget*	*2023-25 Governor's Budget*	*2023-25 Leg. Adopted Budget*
BEGINNING BALANCE						
0025 Beginning Balance						
3200 Other Funds Non-Ltd	405,387	-	-	-	-	-
3400 Other Funds Ltd	-	(3,049,486)	(3,049,486)	(3,049,486)	(3,049,486)	(3,049,486)
6400 Federal Funds Ltd	17,417	-	-	-	-	-
All Funds	422,804	(3,049,486)	(3,049,486)	(3,049,486)	(3,049,486)	(3,049,486)
REVENUE CATEGORIES						
GENERAL FUND APPROPRIATION						
0050 General Fund Appropriation						
8000 General Fund	-	164,243	184,286	16,652	-	-
TAXES						
0125 Workers Comp Insurance Taxes						
3400 Other Funds Ltd	-	381,400	381,400	381,400	381,400	381,400
0150 Insurance Taxes						
3400 Other Funds Ltd	-	-	-	122,535	128,530	128,530
TAXES						
3400 Other Funds Ltd	-	381,400	381,400	503,935	509,930	509,930
TOTAL TAXES	**-**	**$381,400**	**$381,400**	**$503,935**	**$509,930**	**$509,930**
LICENSES AND FEES						
0205 Business Lic and Fees						
3400 Other Funds Ltd	-	-	-	497,057	498,947	498,947
CHARGES FOR SERVICES						
0410 Charges for Services						

Description	*2019-21 Actuals*	*2021-23 Leg Adopted Budget*	*2021-23 Leg Approved Budget*	*2023-25 Agency Request Budget*	*2023-25 Governor's Budget*	*2023-25 Leg. Adopted Budget*
3400 Other Funds Ltd	45	-	-	-	-	-
0415 Admin and Service Charges						
3400 Other Funds Ltd	95,642	-	-	-	-	-
CHARGES FOR SERVICES						
3400 Other Funds Ltd	95,687	-	-	-	-	-
TOTAL CHARGES FOR SERVICES	**$95,687**	**-**	**-**	**-**	**-**	**-**
INTEREST EARNINGS						
0605 Interest Income						
3200 Other Funds Non-Ltd	129	-	-	-	-	-
3400 Other Funds Ltd	145,918	-	-	2,856	821,959	-
All Funds	146,047	-	-	2,856	821,959	-
OTHER						
0975 Other Revenues						
3200 Other Funds Non-Ltd	432	-	-	-	-	-
3400 Other Funds Ltd	14,343	-	-	-	-	-
All Funds	14,775	-	-	-	-	-
FEDERAL FUNDS REVENUE						
0995 Federal Funds						
6400 Federal Funds Ltd	344,817	381,400	388,725	381,400	381,400	381,400
TRANSFERS IN						
1010 Transfer In - Intrafund						
3200 Other Funds Non-Ltd	470,080	1,944,104	1,944,104	3,605,299	3,605,299	3,605,299
3400 Other Funds Ltd	42,169,711	53,755,961	55,415,199	62,167,388	62,167,388	61,831,129

Description	*2019-21 Actuals*	*2021-23 Leg Adopted Budget*	*2021-23 Leg Approved Budget*	*2023-25 Agency Request Budget*	*2023-25 Governor's Budget*	*2023-25 Leg. Adopted Budget*
All Funds	42,639,791	55,700,065	57,359,303	65,772,687	65,772,687	65,436,428
1107 Tsfr From Administrative Svcs						
3400 Other Funds Ltd	32,337,898	-	-	-	-	-
TRANSFERS IN						
3200 Other Funds Non-Ltd	470,080	1,944,104	1,944,104	3,605,299	3,605,299	3,605,299
3400 Other Funds Ltd	74,507,609	53,755,961	55,415,199	62,167,388	62,167,388	61,831,129
TOTAL TRANSFERS IN	**$74,977,689**	**$55,700,065**	**$57,359,303**	**$65,772,687**	**$65,772,687**	**$65,436,428**
REVENUE CATEGORIES						
8000 General Fund	-	164,243	184,286	16,652	-	-
3200 Other Funds Non-Ltd	470,641	1,944,104	1,944,104	3,605,299	3,605,299	3,605,299
3400 Other Funds Ltd	74,763,557	54,137,361	55,796,599	63,171,236	63,998,224	62,840,006
6400 Federal Funds Ltd	344,817	381,400	388,725	381,400	381,400	381,400
TOTAL REVENUE CATEGORIES	**$75,579,015**	**$56,627,108**	**$58,313,714**	**$67,174,587**	**$67,984,923**	**$66,826,705**
TRANSFERS OUT						
2121 Tsfr To Governor, Office of the						
3400 Other Funds Ltd	(326,340)	(375,000)	(375,000)	(427,000)	(427,000)	(427,000)
AVAILABLE REVENUES						
8000 General Fund	-	164,243	184,286	16,652	-	-
3200 Other Funds Non-Ltd	876,028	1,944,104	1,944,104	3,605,299	3,605,299	3,605,299
3400 Other Funds Ltd	74,437,217	50,712,875	52,372,113	59,694,750	60,521,738	59,363,520
6400 Federal Funds Ltd	362,234	381,400	388,725	381,400	381,400	381,400
TOTAL AVAILABLE REVENUES	**$75,675,479**	**$53,202,622**	**$54,889,228**	**$63,698,101**	**$64,508,437**	**$63,350,219**
EXPENDITURES						

Description	*2019-21 Actuals*	*2021-23 Leg Adopted Budget*	*2021-23 Leg Approved Budget*	*2023-25 Agency Request Budget*	*2023-25 Governor's Budget*	*2023-25 Leg. Adopted Budget*
PERSONAL SERVICES						
SALARIES & WAGES						
3110 Class/Unclass Sal. and Per Diem						
8000 General Fund	-	213,588	233,631	-	-	-
3400 Other Funds Ltd	24,171,528	27,762,783	29,518,723	31,962,684	31,871,724	32,053,476
6400 Federal Funds Ltd	166,833	197,856	205,181	195,504	195,504	195,504
All Funds	24,338,361	28,174,227	29,957,535	32,158,188	32,067,228	32,248,980
3160 Temporary Appointments						
3400 Other Funds Ltd	83,746	67,770	67,770	70,617	70,617	70,617
3170 Overtime Payments						
3400 Other Funds Ltd	15,115	117,768	117,768	122,714	122,714	122,714
3190 All Other Differential						
3400 Other Funds Ltd	172,313	72,210	72,210	99,120	99,120	99,120
6400 Federal Funds Ltd	2,279	-	-	-	-	-
All Funds	174,592	72,210	72,210	99,120	99,120	99,120
SALARIES & WAGES						
8000 General Fund	-	213,588	233,631	-	-	-
3400 Other Funds Ltd	24,442,702	28,020,531	29,776,471	32,255,135	32,164,175	32,345,927
6400 Federal Funds Ltd	169,112	197,856	205,181	195,504	195,504	195,504
TOTAL SALARIES & WAGES	**$24,611,814**	**$28,431,975**	**$30,215,283**	**$32,450,639**	**$32,359,679**	**$32,541,431**
OTHER PAYROLL EXPENSES						
3210 Empl. Rel. Bd. Assessments						
8000 General Fund	-	86	86	-	-	-

Description	2019-21 Actuals	2021-23 Leg Adopted Budget	2021-23 Leg Approved Budget	2023-25 Agency Request Budget	2023-25 Governor's Budget	2023-25 Leg. Adopted Budget
3400 Other Funds Ltd	(1,128)	9,419	9,419	9,350	9,297	9,297
6400 Federal Funds Ltd	89	116	116	106	106	106
All Funds	(1,039)	9,621	9,621	9,456	9,403	9,403
3220 Public Employees' Retire Cont						
8000 General Fund	-	36,588	36,588	-	-	-
3400 Other Funds Ltd	4,191,708	4,788,306	4,788,306	5,767,484	5,751,184	5,783,755
6400 Federal Funds Ltd	27,662	33,892	33,892	35,034	35,034	35,034
All Funds	4,219,370	4,858,786	4,858,786	5,802,518	5,786,218	5,818,789
3221 Pension Obligation Bond						
8000 General Fund	-	-	-	16,652	-	-
3400 Other Funds Ltd	1,360,091	1,579,625	1,579,625	1,591,802	1,591,802	1,591,802
6400 Federal Funds Ltd	9,610	11,461	11,461	10,333	10,333	10,333
All Funds	1,369,701	1,591,086	1,591,086	1,618,787	1,602,135	1,602,135
3230 Social Security Taxes						
8000 General Fund	-	16,340	16,340	-	-	-
3400 Other Funds Ltd	1,834,758	2,127,744	2,127,744	2,441,409	2,434,451	2,448,354
6400 Federal Funds Ltd	12,705	15,136	15,136	14,956	14,956	14,956
All Funds	1,847,463	2,159,220	2,159,220	2,456,365	2,449,407	2,463,310
3240 Unemployment Assessments						
3400 Other Funds Ltd	1,514	11,280	11,280	11,736	11,736	11,736
3241 Paid Family Medical Leave Insurance						
3400 Other Funds Ltd	-	-	-	126,047	125,683	126,357
6400 Federal Funds Ltd	-	-	-	782	782	782

Description	*2019-21 Actuals*	*2021-23 Leg Adopted Budget*	*2021-23 Leg Approved Budget*	*2023-25 Agency Request Budget*	*2023-25 Governor's Budget*	*2023-25 Leg. Adopted Budget*
All Funds	-	-	-	126,829	126,465	127,139
3250 Worker's Comp. Assess. (WCD)						
8000 General Fund	-	68	68	-	-	-
3400 Other Funds Ltd	6,093	7,471	7,471	8,117	8,071	8,071
6400 Federal Funds Ltd	65	92	92	92	92	92
All Funds	6,158	7,631	7,631	8,209	8,163	8,163
3260 Mass Transit Tax						
3400 Other Funds Ltd	146,434	164,014	164,014	193,531	193,531	193,531
3270 Flexible Benefits						
8000 General Fund	-	57,348	57,348	-	-	-
3400 Other Funds Ltd	5,820,564	6,209,514	6,209,514	6,989,400	6,949,800	6,949,800
6400 Federal Funds Ltd	54,939	76,464	76,464	79,200	79,200	79,200
All Funds	5,875,503	6,343,326	6,343,326	7,068,600	7,029,000	7,029,000
OTHER PAYROLL EXPENSES						
8000 General Fund	-	110,430	110,430	16,652	-	-
3400 Other Funds Ltd	13,360,034	14,897,373	14,897,373	17,138,876	17,075,555	17,122,703
6400 Federal Funds Ltd	105,070	137,161	137,161	140,503	140,503	140,503
TOTAL OTHER PAYROLL EXPENSES	**$13,465,104**	**$15,144,964**	**$15,144,964**	**$17,296,031**	**$17,216,058**	**$17,263,206**
P.S. BUDGET ADJUSTMENTS						
3455 Vacancy Savings						
3400 Other Funds Ltd	-	(259,985)	(259,985)	(513,315)	(513,315)	(513,315)
3465 Reconciliation Adjustment						
8000 General Fund	-	(173,849)	(173,849)	-	-	-

Description	*2019-21 Actuals*	*2021-23 Leg Adopted Budget*	*2021-23 Leg Approved Budget*	*2023-25 Agency Request Budget*	*2023-25 Governor's Budget*	*2023-25 Leg. Adopted Budget*
3400 Other Funds Ltd	-	(246,950)	(246,950)	-	61,482	26,317
All Funds	-	(420,799)	(420,799)	-	61,482	26,317
P.S. BUDGET ADJUSTMENTS						
8000 General Fund	-	(173,849)	(173,849)	-	-	-
3400 Other Funds Ltd	-	(506,935)	(506,935)	(513,315)	(451,833)	(486,998)
TOTAL P.S. BUDGET ADJUSTMENTS	**-**	**($680,784)**	**($680,784)**	**($513,315)**	**($451,833)**	**($486,998)**
PERSONAL SERVICES						
8000 General Fund	-	150,169	170,212	16,652	-	-
3400 Other Funds Ltd	37,802,736	42,410,969	44,166,909	48,880,696	48,787,897	48,981,632
6400 Federal Funds Ltd	274,182	335,017	342,342	336,007	336,007	336,007
TOTAL PERSONAL SERVICES	**$38,076,918**	**$42,896,155**	**$44,679,463**	**$49,233,355**	**$49,123,904**	**$49,317,639**
SERVICES & SUPPLIES						
4100 Instate Travel						
8000 General Fund	-	16	16	-	-	-
3400 Other Funds Ltd	29,855	40,846	40,846	42,761	39,579	39,582
All Funds	29,855	40,862	40,862	42,761	39,579	39,582
4125 Out of State Travel						
8000 General Fund	-	20	20	-	-	-
3400 Other Funds Ltd	4,893	3,756	3,756	4,244	4,132	4,132
6400 Federal Funds Ltd	(475)	219	219	228	228	228
All Funds	4,418	3,995	3,995	4,472	4,360	4,360
4150 Employee Training						
8000 General Fund	-	475	475	-	-	-

Description	2019-21 Actuals	2021-23 Leg Adopted Budget	2021-23 Leg Approved Budget	2023-25 Agency Request Budget	2023-25 Governor's Budget	2023-25 Leg. Adopted Budget
3400 Other Funds Ltd	69,246	78,225	78,225	100,155	97,660	125,538
6400 Federal Funds Ltd	(734)	1,330	1,330	1,386	1,386	1,386
All Funds	68,512	80,030	80,030	101,541	99,046	126,924
4175 Office Expenses						
8000 General Fund	-	407	407	-	-	-
3200 Other Funds Non-Ltd	14	-	-	-	-	-
3400 Other Funds Ltd	217,995	216,702	216,702	243,511	237,908	243,369
6400 Federal Funds Ltd	1,150	2,421	2,421	2,523	2,523	2,523
All Funds	219,159	219,530	219,530	246,034	240,431	245,892
4200 Telecommunications						
8000 General Fund	-	935	935	-	-	-
3400 Other Funds Ltd	414,472	951,263	951,263	788,538	767,880	737,782
6400 Federal Funds Ltd	3,997	1,133	1,133	1,181	1,181	1,181
All Funds	418,469	953,331	953,331	789,719	769,061	738,963
4225 State Gov. Service Charges						
3400 Other Funds Ltd	1,198,864	1,460,012	1,460,012	1,839,600	1,728,508	1,749,459
6400 Federal Funds Ltd	12,162	-	-	-	-	-
All Funds	1,211,026	1,460,012	1,460,012	1,839,600	1,728,508	1,749,459
4250 Data Processing						
8000 General Fund	-	3,146	3,146	-	-	-
3200 Other Funds Non-Ltd	12,693	-	-	-	-	-
3400 Other Funds Ltd	578,383	2,116,530	2,116,530	2,086,774	2,039,220	2,038,311
6400 Federal Funds Ltd	3,954	-	-	-	-	-

Description	*2019-21 Actuals*	*2021-23 Leg Adopted Budget*	*2021-23 Leg Approved Budget*	*2023-25 Agency Request Budget*	*2023-25 Governor's Budget*	*2023-25 Leg. Adopted Budget*
All Funds	595,030	2,119,676	2,119,676	2,086,774	2,039,220	2,038,311
4275 Publicity and Publications						
3400 Other Funds Ltd	4,485	12,442	12,442	12,964	12,964	12,964
6400 Federal Funds Ltd	2	-	-	-	-	-
All Funds	4,487	12,442	12,442	12,964	12,964	12,964
4300 Professional Services						
3200 Other Funds Non-Ltd	165	-	-	-	-	-
3400 Other Funds Ltd	91,171	565,553	565,553	666,379	666,379	666,379
6400 Federal Funds Ltd	2,376	879	879	956	956	956
All Funds	93,712	566,432	566,432	667,335	667,335	667,335
4315 IT Professional Services						
3400 Other Funds Ltd	74,265	301,990	301,990	328,565	328,565	328,565
4325 Attorney General						
3400 Other Funds Ltd	17,674	15,091	15,091	17,355	16,553	16,296
4375 Employee Recruitment and Develop						
3400 Other Funds Ltd	7,081	7,703	7,703	8,040	8,040	8,040
6400 Federal Funds Ltd	6	-	-	-	-	-
All Funds	7,087	7,703	7,703	8,040	8,040	8,040
4400 Dues and Subscriptions						
8000 General Fund	-	3	3	-	-	-
3400 Other Funds Ltd	13,822	67,728	67,728	70,631	70,619	70,619
6400 Federal Funds Ltd	-	17	17	18	18	18
All Funds	13,822	67,748	67,748	70,649	70,637	70,637

Description	*2019-21 Actuals*	*2021-23 Leg Adopted Budget*	*2021-23 Leg Approved Budget*	*2023-25 Agency Request Budget*	*2023-25 Governor's Budget*	*2023-25 Leg. Adopted Budget*
4425 Facilities Rental and Taxes						
8000 General Fund	-	6,975	6,975	-	-	-
3400 Other Funds Ltd	1,078,075	1,407,986	1,407,986	2,697,244	2,558,857	2,585,928
6400 Federal Funds Ltd	12,448	15,491	15,491	18,346	18,346	18,346
All Funds	1,090,523	1,430,452	1,430,452	2,715,590	2,577,203	2,604,274
4450 Fuels and Utilities						
3400 Other Funds Ltd	-	297	297	309	309	309
4475 Facilities Maintenance						
3400 Other Funds Ltd	3,663	8,746	8,746	9,122	9,122	9,122
6400 Federal Funds Ltd	15	-	-	-	-	-
All Funds	3,678	8,746	8,746	9,122	9,122	9,122
4575 Agency Program Related S and S						
3200 Other Funds Non-Ltd	3,038	-	-	-	-	-
3400 Other Funds Ltd	8,846	568	568	245,329	245,329	245,329
All Funds	11,884	568	568	245,329	245,329	245,329
4600 Intra-agency Charges						
3200 Other Funds Non-Ltd	-	1,560,104	1,560,104	3,221,299	3,221,299	3,221,299
3400 Other Funds Ltd	1,784,733	418	418	17,765	17,765	17,765
All Funds	1,784,733	1,560,522	1,560,522	3,239,064	3,239,064	3,239,064
4650 Other Services and Supplies						
3200 Other Funds Non-Ltd	859,626	384,000	384,000	384,000	384,000	384,000
3400 Other Funds Ltd	598,111	376,069	376,069	391,877	324,376	251,699
6400 Federal Funds Ltd	16	6	6	6	6	6

Description	*2019-21 Actuals*	*2021-23 Leg Adopted Budget*	*2021-23 Leg Approved Budget*	*2023-25 Agency Request Budget*	*2023-25 Governor's Budget*	*2023-25 Leg. Adopted Budget*
All Funds	1,457,753	760,075	760,075	775,883	708,382	635,705
4700 Expendable Prop 250 - 5000						
3400 Other Funds Ltd	14,981	27,383	27,383	82,533	82,533	82,533
4715 IT Expendable Property						
8000 General Fund	-	2,097	2,097	-	-	-
3200 Other Funds Non-Ltd	492	-	-	-	-	-
3400 Other Funds Ltd	483,230	259,384	259,384	761,049	748,858	748,858
6400 Federal Funds Ltd	13	91	91	95	95	95
All Funds	483,735	261,572	261,572	761,144	748,953	748,953
SERVICES & SUPPLIES						
8000 General Fund	-	14,074	14,074	-	-	-
3200 Other Funds Non-Ltd	876,028	1,944,104	1,944,104	3,605,299	3,605,299	3,605,299
3400 Other Funds Ltd	6,693,845	7,918,692	7,918,692	10,414,745	10,005,156	9,982,579
6400 Federal Funds Ltd	34,930	21,587	21,587	24,739	24,739	24,739
TOTAL SERVICES & SUPPLIES	**$7,604,803**	**$9,898,457**	**$9,898,457**	**$14,044,783**	**$13,635,194**	**$13,612,617**
CAPITAL OUTLAY						
5100 Office Furniture and Fixtures						
3400 Other Funds Ltd	8,815	-	-	-	-	-
5200 Technical Equipment						
3400 Other Funds Ltd	-	141,477	141,477	147,419	147,419	147,419
5600 Data Processing Hardware						
3400 Other Funds Ltd	-	241,737	241,737	251,890	251,890	251,890
CAPITAL OUTLAY						

Description	*2019-21 Actuals*	*2021-23 Leg Adopted Budget*	*2021-23 Leg Approved Budget*	*2023-25 Agency Request Budget*	*2023-25 Governor's Budget*	*2023-25 Leg. Adopted Budget*
3400 Other Funds Ltd	8,815	383,214	383,214	399,309	399,309	399,309
TOTAL CAPITAL OUTLAY	**$8,815**	**$383,214**	**$383,214**	**$399,309**	**$399,309**	**$399,309**
SPECIAL PAYMENTS						
6030 Dist to Non-Gov Units						
3400 Other Funds Ltd	6,890	-	-	-	-	-
6400 Federal Funds Ltd	90	-	-	-	-	-
All Funds	6,980	-	-	-	-	-
6035 Dist to Individuals						
3400 Other Funds Ltd	24,652,205	-	-	-	-	-
6085 Other Special Payments						
3400 Other Funds Ltd	109	-	-	-	-	-
SPECIAL PAYMENTS						
3400 Other Funds Ltd	24,659,204	-	-	-	-	-
6400 Federal Funds Ltd	90	-	-	-	-	-
TOTAL SPECIAL PAYMENTS	**$24,659,294**	**-**	**-**	**-**	**-**	**-**
EXPENDITURES						
8000 General Fund	-	164,243	184,286	16,652	-	-
3200 Other Funds Non-Ltd	876,028	1,944,104	1,944,104	3,605,299	3,605,299	3,605,299
3400 Other Funds Ltd	69,164,600	50,712,875	52,468,815	59,694,750	59,192,362	59,363,520
6400 Federal Funds Ltd	309,202	356,604	363,929	360,746	360,746	360,746
TOTAL EXPENDITURES	**$70,349,830**	**$53,177,826**	**$54,961,134**	**$63,677,447**	**$63,158,407**	**$63,329,565**
ENDING BALANCE						
3400 Other Funds Ltd	5,272,617	-	(96,702)	-	1,329,376	-

Description	*2019-21 Actuals*	*2021-23 Leg Adopted Budget*	*2021-23 Leg Approved Budget*	*2023-25 Agency Request Budget*	*2023-25 Governor's Budget*	*2023-25 Leg. Adopted Budget*
6400 Federal Funds Ltd	53,032	24,796	24,796	20,654	20,654	20,654
TOTAL ENDING BALANCE	**$5,325,649**	**$24,796**	**($71,906)**	**$20,654**	**$1,350,030**	**$20,654**
AUTHORIZED POSITIONS						
8150 Class/Unclass Positions	162	167	167	181	180	180
8180 Position Reconciliation	-	(1)	(1)	-	-	-
TOTAL AUTHORIZED POSITIONS	**162**	**166**	**166**	**181**	**180**	**180**
AUTHORIZED FTE						
8250 Class/Unclass FTE Positions	160.92	165.92	165.92	178.53	177.53	177.53
8280 FTE Reconciliation	-	(2.11)	(2.11)	-	-	-
TOTAL AUTHORIZED FTE	**160.92**	**163.81**	**163.81**	**178.53**	**177.53**	**177.53**

Description	2019-21 Actuals	2021-23 Leg Adopted Budget	2021-23 Leg Approved Budget	2023-25 Agency Request Budget	2023-25 Governor's Budget	2023-25 Leg. Adopted Budget
BEGINNING BALANCE						
0025 Beginning Balance						
3200 Other Funds Non-Ltd	124,700	1,351,750	1,351,750	1,351,750	1,351,750	1,351,750
3400 Other Funds Ltd	59,789,585	114,070,874	114,070,874	114,070,874	114,070,874	114,070,874
All Funds	59,914,285	115,422,624	115,422,624	115,422,624	115,422,624	115,422,624
0030 Beginning Balance Adjustment						
3200 Other Funds Non-Ltd	-	(1,003)	(1,003)	(1,003)	(1,003)	(1,003)
3400 Other Funds Ltd	-	83,396,337	83,396,337	83,396,337	83,396,337	83,396,337
All Funds	-	83,395,334	83,395,334	83,395,334	83,395,334	83,395,334
BEGINNING BALANCE						
3200 Other Funds Non-Ltd	124,700	1,350,747	1,350,747	1,350,747	1,350,747	1,350,747
3400 Other Funds Ltd	59,789,585	197,467,211	197,467,211	197,467,211	197,467,211	197,467,211
TOTAL BEGINNING BALANCE	**$59,914,285**	**$198,817,958**	**$198,817,958**	**$198,817,958**	**$198,817,958**	**$198,817,958**
REVENUE CATEGORIES						
GENERAL FUND APPROPRIATION						
0050 General Fund Appropriation						
8000 General Fund	-	1,621,949	1,621,949	51,646	-	5,000,000
TAXES						
0125 Workers Comp Insurance Taxes						
3400 Other Funds Ltd	-	3,345	3,345	86,017	86,017	149,024
0150 Insurance Taxes						
3400 Other Funds Ltd	-	639,302,438	639,302,438	759,010,146	759,010,146	746,432,777
8800 General Fund Revenue	163,087,076	136,305,578	136,305,578	135,420,258	135,420,258	144,102,008

Description	2019-21 Actuals	2021-23 Leg Adopted Budget	2021-23 Leg Approved Budget	2023-25 Agency Request Budget	2023-25 Governor's Budget	2023-25 Leg. Adopted Budget
All Funds	163,087,076	775,608,016	775,608,016	894,430,404	894,430,404	890,534,785
0190 Other Selective Taxes						
3400 Other Funds Ltd	253,983,738	-	-	-	-	-
8800 General Fund Revenue	706,817	-	-	-	-	-
All Funds	254,690,555	-	-	-	-	-
TAXES						
3400 Other Funds Ltd	253,983,738	639,305,783	639,305,783	759,096,163	759,096,163	746,581,801
8800 General Fund Revenue	163,793,893	136,305,578	136,305,578	135,420,258	135,420,258	144,102,008
TOTAL TAXES	**$417,777,631**	**$775,611,361**	**$775,611,361**	**$894,516,421**	**$894,516,421**	**$890,683,809**
LICENSES AND FEES						
0205 Business Lic and Fees						
3200 Other Funds Non-Ltd	(1,170)	-	-	-	-	-
3400 Other Funds Ltd	57,994,581	63,561,130	63,561,130	79,396,531	78,987,734	80,193,304
8800 General Fund Revenue	26,287,204	27,944,326	27,944,326	28,285,705	28,285,705	31,760,538
All Funds	84,280,615	91,505,456	91,505,456	107,682,236	107,273,439	111,953,842
0250 Fire Marshal Fees						
3400 Other Funds Ltd	30,382,511	33,437,584	33,437,584	38,217,069	38,217,069	40,605,352
8800 General Fund Revenue	(12,332)	-	-	-	-	-
All Funds	30,370,179	33,437,584	33,437,584	38,217,069	38,217,069	40,605,352
LICENSES AND FEES						
3200 Other Funds Non-Ltd	(1,170)	-	-	-	-	-
3400 Other Funds Ltd	88,377,092	96,998,714	96,998,714	117,613,600	117,204,803	120,798,656
8800 General Fund Revenue	26,274,872	27,944,326	27,944,326	28,285,705	28,285,705	31,760,538

Description	2019-21 Actuals	2021-23 Leg Adopted Budget	2021-23 Leg Approved Budget	2023-25 Agency Request Budget	2023-25 Governor's Budget	2023-25 Leg. Adopted Budget
TOTAL LICENSES AND FEES	**$114,650,794**	**$124,943,040**	**$124,943,040**	**$145,899,305**	**$145,490,508**	**$152,559,194**
CHARGES FOR SERVICES						
0410 Charges for Services						
3400 Other Funds Ltd	1,262,362	1,489,699	1,489,699	1,810,635	1,810,635	1,645,423
FINES, RENTS AND ROYALTIES						
0505 Fines and Forfeitures						
3400 Other Funds Ltd	439,751	219,649	219,649	259,231	259,231	263,073
8800 General Fund Revenue	2,172,491	2,227,585	2,227,585	3,733,216	3,733,216	1,176,024
All Funds	2,612,242	2,447,234	2,447,234	3,992,447	3,992,447	1,439,097
INTEREST EARNINGS						
0605 Interest Income						
3200 Other Funds Non-Ltd	38,261	3,378	3,378	69,579	69,579	119,713
3400 Other Funds Ltd	3,974,061	1,466,998	1,466,998	1,078,509	1,078,509	860,209
8800 General Fund Revenue	567,628	677,031	677,031	243,940	243,940	331,272
All Funds	4,579,950	2,147,407	2,147,407	1,392,028	1,392,028	1,311,194
OTHER						
0975 Other Revenues						
3200 Other Funds Non-Ltd	71,122	68,510	68,510	68,510	68,510	68,510
3400 Other Funds Ltd	349,222	407,940	407,940	455,332	455,332	457,245
8800 General Fund Revenue	8,668	-	-	-	-	-
All Funds	429,012	476,450	476,450	523,842	523,842	525,755
FEDERAL FUNDS REVENUE						
0995 Federal Funds						

Description	2019-21 Actuals	2021-23 Leg Adopted Budget	2021-23 Leg Approved Budget	2023-25 Agency Request Budget	2023-25 Governor's Budget	2023-25 Leg. Adopted Budget
6400 Federal Funds Ltd	97,199,247	109,186,844	109,186,844	240,150,828	120,075,414	120,075,414
TRANSFERS IN						
1060 Transfer from General Fund						
3400 Other Funds Ltd	-	-	-	-	-	5,000,000
REVENUE CATEGORIES						
8000 General Fund	-	1,621,949	1,621,949	51,646	-	5,000,000
3200 Other Funds Non-Ltd	108,213	71,888	71,888	138,089	138,089	188,223
3400 Other Funds Ltd	348,386,226	739,888,783	739,888,783	880,313,470	879,904,673	875,606,407
8800 General Fund Revenue	192,817,552	167,154,520	167,154,520	167,683,119	167,683,119	177,369,842
6400 Federal Funds Ltd	97,199,247	109,186,844	109,186,844	240,150,828	120,075,414	120,075,414
TOTAL REVENUE CATEGORIES	**$638,511,238**	**$1,017,923,984**	**$1,017,923,984**	**$1,288,337,152**	**$1,167,801,295**	**$1,178,239,886**
TRANSFERS OUT						
2010 Transfer Out - Intrafund						
3400 Other Funds Ltd	(8,939,981)	(12,471,382)	(12,471,382)	(14,698,234)	(14,698,234)	(14,910,575)
2060 Transfer to General Fund						
8800 General Fund Revenue	(192,817,552)	(167,154,520)	(167,154,520)	(167,683,119)	(167,683,119)	(177,369,842)
2257 Tsfr To Police, Dept of State						
3400 Other Funds Ltd	(30,525,769)	(33,437,584)	(33,437,584)	-	-	-
2260 Tsfr to State FIre Marshal, Dept of						
3400 Other Funds Ltd	-	-	-	(37,706,567)	(37,706,567)	(40,387,232)
2443 Tsfr To Oregon Health Authority						
3400 Other Funds Ltd	(136,488,420)	(500,234,585)	(500,234,585)	(549,421,635)	(584,334,264)	(584,334,264)
TRANSFERS OUT						

Description	2019-21 Actuals	2021-23 Leg Adopted Budget	2021-23 Leg Approved Budget	2023-25 Agency Request Budget	2023-25 Governor's Budget	2023-25 Leg. Adopted Budget
3400 Other Funds Ltd	(175,954,170)	(546,143,551)	(546,143,551)	(601,826,436)	(636,739,065)	(639,632,071)
8800 General Fund Revenue	(192,817,552)	(167,154,520)	(167,154,520)	(167,683,119)	(167,683,119)	(177,369,842)
TOTAL TRANSFERS OUT	**($368,771,722)**	**($713,298,071)**	**($713,298,071)**	**($769,509,555)**	**($804,422,184)**	**($817,001,913)**
AVAILABLE REVENUES						
8000 General Fund	-	1,621,949	1,621,949	51,646	-	5,000,000
3200 Other Funds Non-Ltd	232,913	1,422,635	1,422,635	1,488,836	1,488,836	1,538,970
3400 Other Funds Ltd	232,221,641	391,212,443	391,212,443	475,954,245	440,632,819	433,441,547
6400 Federal Funds Ltd	97,199,247	109,186,844	109,186,844	240,150,828	120,075,414	120,075,414
TOTAL AVAILABLE REVENUES	**$329,653,801**	**$503,443,871**	**$503,443,871**	**$717,645,555**	**$562,197,069**	**$560,055,931**
EXPENDITURES						
PERSONAL SERVICES						
SALARIES & WAGES						
3110 Class/Unclass Sal. and Per Diem						
8000 General Fund	-	611,154	668,579	-	-	-
3400 Other Funds Ltd	24,714,072	29,416,866	31,505,083	34,540,419	34,540,419	34,362,285
6400 Federal Funds Ltd	20,726	-	-	-	-	-
All Funds	24,734,798	30,028,020	32,173,662	34,540,419	34,540,419	34,362,285
3160 Temporary Appointments						
3400 Other Funds Ltd	170,609	-	-	-	-	-
3170 Overtime Payments						
3400 Other Funds Ltd	122,620	-	-	-	-	-
3190 All Other Differential						
3400 Other Funds Ltd	823,519	1,079,931	1,079,931	1,125,288	1,125,288	1,125,288

Description	2019-21 Actuals	2021-23 Leg Adopted Budget	2021-23 Leg Approved Budget	2023-25 Agency Request Budget	2023-25 Governor's Budget	2023-25 Leg. Adopted Budget
SALARIES & WAGES						
8000 General Fund	-	611,154	668,579	-	-	-
3400 Other Funds Ltd	25,830,820	30,496,797	32,585,014	35,665,707	35,665,707	35,487,573
6400 Federal Funds Ltd	20,726	-	-	-	-	-
TOTAL SALARIES & WAGES	**$25,851,546**	**$31,107,951**	**$33,253,593**	**$35,665,707**	**$35,665,707**	**$35,487,573**
OTHER PAYROLL EXPENSES						
3210 Empl. Rel. Bd. Assessments						
8000 General Fund	-	258	258	-	-	-
3400 Other Funds Ltd	8,177	10,225	10,225	10,127	10,127	10,060
6400 Federal Funds Ltd	7	-	-	-	-	-
All Funds	8,184	10,483	10,483	10,127	10,127	10,060
3220 Public Employees' Retire Cont						
8000 General Fund	-	104,692	104,692	-	-	-
3400 Other Funds Ltd	4,188,370	5,224,098	5,224,098	6,391,313	6,391,313	6,359,392
6400 Federal Funds Ltd	3,275	-	-	-	-	-
All Funds	4,191,645	5,328,790	5,328,790	6,391,313	6,391,313	6,359,392
3221 Pension Obligation Bond						
8000 General Fund	-	-	-	51,646	-	-
3400 Other Funds Ltd	1,427,012	1,722,824	1,722,824	1,783,520	1,781,404	1,781,404
6400 Federal Funds Ltd	1,125	-	-	-	-	-
All Funds	1,428,137	1,722,824	1,722,824	1,835,166	1,781,404	1,781,404
3230 Social Security Taxes						
8000 General Fund	-	46,754	46,754	-	-	-

Description	2019-21 Actuals	2021-23 Leg Adopted Budget	2021-23 Leg Approved Budget	2023-25 Agency Request Budget	2023-25 Governor's Budget	2023-25 Leg. Adopted Budget
3400 Other Funds Ltd	1,940,957	2,333,032	2,333,032	2,724,276	2,724,276	2,710,648
6400 Federal Funds Ltd	1,441	-	-	-	-	-
All Funds	1,942,398	2,379,786	2,379,786	2,724,276	2,724,276	2,710,648
3240 Unemployment Assessments						
3400 Other Funds Ltd	2,464	-	-	-	-	-
3241 Paid Family Medical Leave Insurance						
3400 Other Funds Ltd	-	-	-	142,127	142,127	141,415
3250 Worker's Comp. Assess. (WCD)						
8000 General Fund	-	204	204	-	-	-
3400 Other Funds Ltd	6,355	8,109	8,109	8,790	8,790	8,732
6400 Federal Funds Ltd	6	-	-	-	-	-
All Funds	6,361	8,313	8,313	8,790	8,790	8,732
3260 Mass Transit Tax						
3400 Other Funds Ltd	144,188	178,467	178,467	213,994	213,994	213,994
6400 Federal Funds Ltd	(3)	-	-	-	-	-
All Funds	144,185	178,467	178,467	213,994	213,994	213,994
3270 Flexible Benefits						
8000 General Fund	-	172,044	172,044	-	-	-
3400 Other Funds Ltd	5,464,841	6,741,576	6,741,576	7,568,550	7,568,550	7,519,050
6400 Federal Funds Ltd	4,574	-	-	-	-	-
All Funds	5,469,415	6,913,620	6,913,620	7,568,550	7,568,550	7,519,050
OTHER PAYROLL EXPENSES						
8000 General Fund	-	323,952	323,952	51,646	-	-

Description	2019-21 Actuals	2021-23 Leg Adopted Budget	2021-23 Leg Approved Budget	2023-25 Agency Request Budget	2023-25 Governor's Budget	2023-25 Leg. Adopted Budget
3400 Other Funds Ltd	13,182,364	16,218,331	16,218,331	18,842,697	18,840,581	18,744,695
6400 Federal Funds Ltd	10,425	-	-	-	-	-
TOTAL OTHER PAYROLL EXPENSES	**$13,192,789**	**$16,542,283**	**$16,542,283**	**$18,894,343**	**$18,840,581**	**$18,744,695**
P.S. BUDGET ADJUSTMENTS						
3455 Vacancy Savings						
3400 Other Funds Ltd	-	(207,988)	(207,988)	(373,320)	(373,320)	(373,320)
3465 Reconciliation Adjustment						
8000 General Fund	-	(87,050)	(87,050)	-	-	-
3400 Other Funds Ltd	-	(656,491)	(656,491)	-	-	(4,251)
All Funds	-	(743,541)	(743,541)	-	-	(4,251)
P.S. BUDGET ADJUSTMENTS						
8000 General Fund	-	(87,050)	(87,050)	-	-	-
3400 Other Funds Ltd	-	(864,479)	(864,479)	(373,320)	(373,320)	(377,571)
TOTAL P.S. BUDGET ADJUSTMENTS	**-**	**($951,529)**	**($951,529)**	**($373,320)**	**($373,320)**	**($377,571)**
PERSONAL SERVICES						
8000 General Fund	-	848,056	905,481	51,646	-	-
3400 Other Funds Ltd	39,013,184	45,850,649	47,938,866	54,135,084	54,132,968	53,854,697
6400 Federal Funds Ltd	31,151	-	-	-	-	-
TOTAL PERSONAL SERVICES	**$39,044,335**	**$46,698,705**	**$48,844,347**	**$54,186,730**	**$54,132,968**	**$53,854,697**
SERVICES & SUPPLIES						
4100 Instate Travel						
8000 General Fund	-	7,267	7,267	-	-	-
3400 Other Funds Ltd	170,416	622,184	622,184	688,378	663,399	667,918

Description	2019-21 Actuals	2021-23 Leg Adopted Budget	2021-23 Leg Approved Budget	2023-25 Agency Request Budget	2023-25 Governor's Budget	2023-25 Leg. Adopted Budget
All Funds	170,416	629,451	629,451	688,378	663,399	667,918
4125 Out of State Travel						
3400 Other Funds Ltd	34,278	211,622	211,622	226,878	226,878	227,917
4150 Employee Training						
8000 General Fund	-	6,979	6,979	-	-	-
3400 Other Funds Ltd	154,586	290,909	290,909	331,403	324,131	356,160
All Funds	154,586	297,888	297,888	331,403	324,131	356,160
4175 Office Expenses						
8000 General Fund	-	9,990	9,990	-	-	-
3400 Other Funds Ltd	155,997	206,463	206,463	241,199	227,867	235,150
6400 Federal Funds Ltd	3	-	-	-	-	-
All Funds	156,000	216,453	216,453	241,199	227,867	235,150
4200 Telecommunications						
8000 General Fund	-	10,848	10,848	-	-	-
3400 Other Funds Ltd	491,671	537,408	537,408	623,281	592,240	565,053
All Funds	491,671	548,256	548,256	623,281	592,240	565,053
4225 State Gov. Service Charges						
3400 Other Funds Ltd	1,420,382	1,638,385	1,638,385	2,112,272	1,988,837	2,016,734
4250 Data Processing						
8000 General Fund	-	13,774	13,774	-	-	-
3400 Other Funds Ltd	610,508	701,338	701,338	1,141,793	1,085,288	1,090,691
All Funds	610,508	715,112	715,112	1,141,793	1,085,288	1,090,691
4275 Publicity and Publications						

Description	2019-21 Actuals	2021-23 Leg Adopted Budget	2021-23 Leg Approved Budget	2023-25 Agency Request Budget	2023-25 Governor's Budget	2023-25 Leg. Adopted Budget
8000 General Fund	-	5,000	5,000	-	-	-
3400 Other Funds Ltd	599,019	187,208	187,208	205,281	200,071	202,071
All Funds	599,019	192,208	192,208	205,281	200,071	202,071
4300 Professional Services						
3400 Other Funds Ltd	1,989,966	761,936	761,936	1,290,790	1,290,790	1,290,790
6400 Federal Funds Ltd	840,753	30,291	30,291	32,957	-	-
All Funds	2,830,719	792,227	792,227	1,323,747	1,290,790	1,290,790
4315 IT Professional Services						
8000 General Fund	-	475,200	475,200	-	-	-
3400 Other Funds Ltd	3,533	642,162	642,162	845,117	328,099	333,699
All Funds	3,533	1,117,362	1,117,362	845,117	328,099	333,699
4325 Attorney General						
8000 General Fund	-	173,520	173,520	-	-	-
3400 Other Funds Ltd	770,526	1,434,222	1,434,222	2,173,110	1,881,526	1,876,967
All Funds	770,526	1,607,742	1,607,742	2,173,110	1,881,526	1,876,967
4375 Employee Recruitment and Develop						
3400 Other Funds Ltd	8,130	24,140	24,140	25,154	25,154	25,154
4400 Dues and Subscriptions						
3400 Other Funds Ltd	280,352	171,369	171,369	190,344	190,344	192,264
4425 Facilities Rental and Taxes						
8000 General Fund	-	41,850	41,850	-	-	-
3400 Other Funds Ltd	1,215,249	1,427,064	1,427,064	2,155,297	1,995,360	2,029,484
All Funds	1,215,249	1,468,914	1,468,914	2,155,297	1,995,360	2,029,484

Description	2019-21 Actuals	2021-23 Leg Adopted Budget	2021-23 Leg Approved Budget	2023-25 Agency Request Budget	2023-25 Governor's Budget	2023-25 Leg. Adopted Budget
4475 Facilities Maintenance						
3400 Other Funds Ltd	15,420	6,392	6,392	6,661	6,661	6,661
4575 Agency Program Related S and S						
3400 Other Funds Ltd	23	3,560	3,560	3,709	3,709	3,709
4600 Intra-agency Charges						
3400 Other Funds Ltd	65,257	-	-	111,149	111,149	111,149
4650 Other Services and Supplies						
3200 Other Funds Non-Ltd	642	-	-	-	-	-
3400 Other Funds Ltd	61,948	71,061	71,061	151,596	129,021	115,604
All Funds	62,590	71,061	71,061	151,596	129,021	115,604
4700 Expendable Prop 250 - 5000						
3400 Other Funds Ltd	15,361	60,700	60,700	94,750	94,750	103,750
4715 IT Expendable Property						
8000 General Fund	-	29,465	29,465	-	-	-
3400 Other Funds Ltd	572,680	217,509	217,509	548,973	518,270	534,400
All Funds	572,680	246,974	246,974	548,973	518,270	534,400
SERVICES & SUPPLIES						
8000 General Fund	-	773,893	773,893	-	-	-
3200 Other Funds Non-Ltd	642	-	-	-	-	-
3400 Other Funds Ltd	8,635,302	9,215,632	9,215,632	13,167,135	11,883,544	11,985,325
6400 Federal Funds Ltd	840,756	30,291	30,291	32,957	-	-
TOTAL SERVICES & SUPPLIES	**$9,476,700**	**$10,019,816**	**$10,019,816**	**$13,200,092**	**$11,883,544**	**$11,985,325**
CAPITAL OUTLAY						

Description	2019-21 Actuals	2021-23 Leg Adopted Budget	2021-23 Leg Approved Budget	2023-25 Agency Request Budget	2023-25 Governor's Budget	2023-25 Leg. Adopted Budget
5100 Office Furniture and Fixtures						
3400 Other Funds Ltd	9,697	-	-	-	-	-
SPECIAL PAYMENTS						
6030 Dist to Non-Gov Units						
3200 Other Funds Non-Ltd	2,445	694,911	694,911	694,911	694,911	694,911
3400 Other Funds Ltd	80,967,599	105,188,417	105,188,417	101,724,586	101,724,586	106,724,586
6400 Federal Funds Ltd	96,327,339	104,411,583	104,411,583	120,075,414	120,075,414	120,075,414
All Funds	177,297,383	210,294,911	210,294,911	222,494,911	222,494,911	227,494,911
6060 Intra-Agency Gen Fund Transfer						
8000 General Fund	-	-	-	-	-	5,000,000
SPECIAL PAYMENTS						
8000 General Fund	-	-	-	-	-	5,000,000
3200 Other Funds Non-Ltd	2,445	694,911	694,911	694,911	694,911	694,911
3400 Other Funds Ltd	80,967,599	105,188,417	105,188,417	101,724,586	101,724,586	106,724,586
6400 Federal Funds Ltd	96,327,339	104,411,583	104,411,583	120,075,414	120,075,414	120,075,414
TOTAL SPECIAL PAYMENTS	**$177,297,383**	**$210,294,911**	**$210,294,911**	**$222,494,911**	**$222,494,911**	**$232,494,911**
EXPENDITURES						
8000 General Fund	-	1,621,949	1,679,374	51,646	-	5,000,000
3200 Other Funds Non-Ltd	3,087	694,911	694,911	694,911	694,911	694,911
3400 Other Funds Ltd	128,625,782	160,254,698	162,342,915	169,026,805	167,741,098	172,564,608
6400 Federal Funds Ltd	97,199,246	104,441,874	104,441,874	120,108,371	120,075,414	120,075,414
TOTAL EXPENDITURES	**$225,828,115**	**$267,013,432**	**$269,159,074**	**$289,881,733**	**$288,511,423**	**$298,334,933**
ENDING BALANCE						

Description	2019-21 Actuals	2021-23 Leg Adopted Budget	2021-23 Leg Approved Budget	2023-25 Agency Request Budget	2023-25 Governor's Budget	2023-25 Leg. Adopted Budget
8000 General Fund	-	-	(57,425)	-	-	-
3200 Other Funds Non-Ltd	229,826	727,724	727,724	793,925	793,925	844,059
3400 Other Funds Ltd	103,595,859	230,957,745	228,869,528	306,927,440	272,891,721	260,876,939
6400 Federal Funds Ltd	1	4,744,970	4,744,970	120,042,457	-	-
TOTAL ENDING BALANCE	**$103,825,686**	**$236,430,439**	**$234,284,797**	**$427,763,822**	**$273,685,646**	**$261,720,998**
AUTHORIZED POSITIONS						
8150 Class/Unclass Positions	170	184	184	192	192	191
TOTAL AUTHORIZED POSITIONS	**170**	**184**	**184**	**192**	**192**	**191**
AUTHORIZED FTE						
8250 Class/Unclass FTE Positions	167.68	180.84	180.84	191.16	191.16	189.92
8280 FTE Reconciliation	-	(0.50)	(0.50)	-	-	-
TOTAL AUTHORIZED FTE	**167.68**	**180.34**	**180.34**	**191.16**	**191.16**	**189.92**

Description	2019-21 Actuals	2021-23 Leg Adopted Budget	2021-23 Leg Approved Budget	2023-25 Agency Request Budget	2023-25 Governor's Budget	2023-25 Leg. Adopted Budget
BEGINNING BALANCE						
0025 Beginning Balance						
3200 Other Funds Non-Ltd	146,668	-	-	-	-	-
3400 Other Funds Ltd	47,906,517	50,413,569	50,413,569	50,413,569	50,413,569	50,413,569
6400 Federal Funds Ltd	34,398	-	-	-	-	-
All Funds	48,087,583	50,413,569	50,413,569	50,413,569	50,413,569	50,413,569
0030 Beginning Balance Adjustment						
3400 Other Funds Ltd	-	7,538,201	7,538,201	7,538,201	7,538,201	7,538,201
BEGINNING BALANCE						
3200 Other Funds Non-Ltd	146,668	-	-	-	-	-
3400 Other Funds Ltd	47,906,517	57,951,770	57,951,770	57,951,770	57,951,770	57,951,770
6400 Federal Funds Ltd	34,398	-	-	-	-	-
TOTAL BEGINNING BALANCE	**$48,087,583**	**$57,951,770**	**$57,951,770**	**$57,951,770**	**$57,951,770**	**$57,951,770**
REVENUE CATEGORIES						
GENERAL FUND APPROPRIATION						
0050 General Fund Appropriation						
8000 General Fund	-	10,678,004	10,678,004	9,678	-	6,300,000
LICENSES AND FEES						
0205 Business Lic and Fees						
3400 Other Funds Ltd	47,009,230	46,761,457	46,761,457	43,757,418	43,757,418	44,513,469
CHARGES FOR SERVICES						
0410 Charges for Services						
3400 Other Funds Ltd	181,190	225,757	225,757	230,294	230,294	230,294

Description	2019-21 Actuals	2021-23 Leg Adopted Budget	2021-23 Leg Approved Budget	2023-25 Agency Request Budget	2023-25 Governor's Budget	2023-25 Leg. Adopted Budget
FINES, RENTS AND ROYALTIES						
0505 Fines and Forfeitures						
3400 Other Funds Ltd	375,730	415,905	415,905	424,265	424,265	424,265
INTEREST EARNINGS						
0605 Interest Income						
3400 Other Funds Ltd	1,881,322	1,293,685	1,293,685	1,313,941	1,313,941	1,028,922
OTHER						
0975 Other Revenues						
3400 Other Funds Ltd	43,524	72,055	72,055	73,503	73,503	73,503
FEDERAL FUNDS REVENUE						
0995 Federal Funds						
6400 Federal Funds Ltd	241,136	229,962	229,962	234,585	234,585	302,603
REVENUE CATEGORIES						
8000 General Fund	-	10,678,004	10,678,004	9,678	-	6,300,000
3400 Other Funds Ltd	49,490,996	48,768,859	48,768,859	45,799,421	45,799,421	46,270,453
6400 Federal Funds Ltd	241,136	229,962	229,962	234,585	234,585	302,603
TOTAL REVENUE CATEGORIES	**$49,732,132**	**$59,676,825**	**$59,676,825**	**$46,043,684**	**$46,034,006**	**$52,873,056**
TRANSFERS OUT						
2010 Transfer Out - Intrafund						
3400 Other Funds Ltd	(7,168,850)	(9,335,797)	(9,335,797)	(10,725,117)	(10,725,117)	(10,422,874)
2080 Transfer to Counties						
3400 Other Funds Ltd	(505,650)	(512,715)	(512,715)	(452,729)	(452,729)	(529,416)
2660 Tsfr To Land Conservation Dev						

Description	2019-21 Actuals	2021-23 Leg Adopted Budget	2021-23 Leg Approved Budget	2023-25 Agency Request Budget	2023-25 Governor's Budget	2023-25 Leg. Adopted Budget
3400 Other Funds Ltd	-	-	-	-	(2,154,190)	-
TRANSFERS OUT						
3400 Other Funds Ltd	(7,674,500)	(9,848,512)	(9,848,512)	(11,177,846)	(13,332,036)	(10,952,290)
TOTAL TRANSFERS OUT	**($7,674,500)**	**($9,848,512)**	**($9,848,512)**	**($11,177,846)**	**($13,332,036)**	**($10,952,290)**
AVAILABLE REVENUES						
8000 General Fund	-	10,678,004	10,678,004	9,678	-	6,300,000
3200 Other Funds Non-Ltd	146,668	-	-	-	-	-
3400 Other Funds Ltd	89,723,013	96,872,117	96,872,117	92,573,345	90,419,155	93,269,933
6400 Federal Funds Ltd	275,534	229,962	229,962	234,585	234,585	302,603
TOTAL AVAILABLE REVENUES	**$90,145,215**	**$107,780,083**	**$107,780,083**	**$92,817,608**	**$90,653,740**	**$99,872,536**
EXPENDITURES						
PERSONAL SERVICES						
SALARIES & WAGES						
3110 Class/Unclass Sal. and Per Diem						
8000 General Fund	-	165,192	180,636	-	-	-
3400 Other Funds Ltd	17,946,334	21,541,656	22,453,171	23,892,816	23,892,816	23,762,313
6400 Federal Funds Ltd	140,464	-	244,807	-	-	184,152
All Funds	18,086,798	21,706,848	22,878,614	23,892,816	23,892,816	23,946,465
3160 Temporary Appointments						
3400 Other Funds Ltd	40,763	184,498	184,498	192,247	192,247	192,247
3170 Overtime Payments						
3400 Other Funds Ltd	40,577	139,645	139,645	145,510	145,510	145,510
3190 All Other Differential						

Description	2019-21 Actuals	2021-23 Leg Adopted Budget	2021-23 Leg Approved Budget	2023-25 Agency Request Budget	2023-25 Governor's Budget	2023-25 Leg. Adopted Budget
3400 Other Funds Ltd	55,099	16,629	16,629	17,327	17,327	17,327
SALARIES & WAGES						
8000 General Fund	-	165,192	180,636	-	-	-
3400 Other Funds Ltd	18,082,773	21,882,428	22,793,943	24,247,900	24,247,900	24,117,397
6400 Federal Funds Ltd	140,464	-	244,807	-	-	184,152
TOTAL SALARIES & WAGES	**$18,223,237**	**$22,047,620**	**$23,219,386**	**$24,247,900**	**$24,247,900**	**$24,301,549**
OTHER PAYROLL EXPENSES						
3210 Empl. Rel. Bd. Assessments						
8000 General Fund	-	58	58	-	-	-
3400 Other Funds Ltd	6,156	7,772	7,772	7,102	7,102	6,982
6400 Federal Funds Ltd	48	-	-	-	-	53
All Funds	6,204	7,830	7,830	7,102	7,102	7,035
3220 Public Employees' Retire Cont						
8000 General Fund	-	28,297	28,297	-	-	-
3400 Other Funds Ltd	2,850,416	3,711,053	3,711,053	4,304,704	4,304,704	4,281,319
6400 Federal Funds Ltd	29,802	-	-	-	-	33,000
All Funds	2,880,218	3,739,350	3,739,350	4,304,704	4,304,704	4,314,319
3221 Pension Obligation Bond						
8000 General Fund	-	-	-	9,678	-	-
3400 Other Funds Ltd	988,781	1,281,311	1,281,311	1,271,043	1,280,721	1,280,721
6400 Federal Funds Ltd	8,003	-	-	-	-	-
All Funds	996,784	1,281,311	1,281,311	1,280,721	1,280,721	1,280,721
3230 Social Security Taxes						

Description	2019-21 Actuals	2021-23 Leg Adopted Budget	2021-23 Leg Approved Budget	2023-25 Agency Request Budget	2023-25 Governor's Budget	2023-25 Leg. Adopted Budget
8000 General Fund	-	12,637	12,637	-	-	-
3400 Other Funds Ltd	1,374,922	1,673,991	1,673,991	1,853,837	1,853,837	1,843,852
6400 Federal Funds Ltd	10,669	-	-	-	-	14,088
All Funds	1,385,591	1,686,628	1,686,628	1,853,837	1,853,837	1,857,940
3240 Unemployment Assessments						
3400 Other Funds Ltd	21,351	14,074	14,074	14,665	14,665	14,665
3241 Paid Family Medical Leave Insurance						
3400 Other Funds Ltd	-	-	-	95,686	95,686	95,163
6400 Federal Funds Ltd	-	-	-	-	-	737
All Funds	-	-	-	95,686	95,686	95,900
3250 Worker's Comp. Assess. (WCD)						
8000 General Fund	-	46	46	-	-	-
3400 Other Funds Ltd	4,757	6,164	6,164	6,164	6,164	6,060
6400 Federal Funds Ltd	30	-	-	-	-	46
All Funds	4,787	6,210	6,210	6,164	6,164	6,106
3260 Mass Transit Tax						
3400 Other Funds Ltd	92,040	133,793	133,793	145,487	145,487	145,487
3270 Flexible Benefits						
8000 General Fund	-	38,232	38,232	-	-	-
3400 Other Funds Ltd	4,319,219	5,123,088	5,123,088	5,306,400	5,306,400	5,217,300
6400 Federal Funds Ltd	31,257	-	-	-	-	39,600
All Funds	4,350,476	5,161,320	5,161,320	5,306,400	5,306,400	5,256,900
OTHER PAYROLL EXPENSES						

Description	2019-21 Actuals	2021-23 Leg Adopted Budget	2021-23 Leg Approved Budget	2023-25 Agency Request Budget	2023-25 Governor's Budget	2023-25 Leg. Adopted Budget
8000 General Fund	-	79,270	79,270	9,678	-	-
3400 Other Funds Ltd	9,657,642	11,951,246	11,951,246	13,005,088	13,014,766	12,891,549
6400 Federal Funds Ltd	79,809	-	-	-	-	87,524
TOTAL OTHER PAYROLL EXPENSES	**$9,737,451**	**$12,030,516**	**$12,030,516**	**$13,014,766**	**$13,014,766**	**$12,979,073**
P.S. BUDGET ADJUSTMENTS						
3455 Vacancy Savings						
3400 Other Funds Ltd	-	(381,311)	(381,311)	(209,993)	(209,993)	(209,993)
3465 Reconciliation Adjustment						
3400 Other Funds Ltd	-	(124,081)	(124,081)	-	-	55,656
P.S. BUDGET ADJUSTMENTS						
3400 Other Funds Ltd	-	(505,392)	(505,392)	(209,993)	(209,993)	(154,337)
TOTAL P.S. BUDGET ADJUSTMENTS	**-**	**($505,392)**	**($505,392)**	**($209,993)**	**($209,993)**	**($154,337)**
PERSONAL SERVICES						
8000 General Fund	-	244,462	259,906	9,678	-	-
3400 Other Funds Ltd	27,740,415	33,328,282	34,239,797	37,042,995	37,052,673	36,854,609
6400 Federal Funds Ltd	220,273	-	244,807	-	-	271,676
TOTAL PERSONAL SERVICES	**$27,960,688**	**$33,572,744**	**$34,744,510**	**$37,052,673**	**$37,052,673**	**$37,126,285**
SERVICES & SUPPLIES						
4100 Instate Travel						
3400 Other Funds Ltd	741,779	637,079	637,079	663,836	592,629	602,831
6400 Federal Funds Ltd	366	8,403	8,403	8,756	8,756	8,756
All Funds	742,145	645,482	645,482	672,592	601,385	611,587
4125 Out of State Travel						

Description	2019-21 Actuals	2021-23 Leg Adopted Budget	2021-23 Leg Approved Budget	2023-25 Agency Request Budget	2023-25 Governor's Budget	2023-25 Leg. Adopted Budget
3400 Other Funds Ltd	7,284	15,241	15,241	15,881	15,881	16,023
6400 Federal Funds Ltd	-	27	27	28	28	28
All Funds	7,284	15,268	15,268	15,909	15,909	16,051
4150 Employee Training						
3400 Other Funds Ltd	10,180	157,704	157,704	164,328	164,328	185,900
6400 Federal Funds Ltd	-	164	164	171	171	171
All Funds	10,180	157,868	157,868	164,499	164,499	186,071
4175 Office Expenses						
3400 Other Funds Ltd	382,129	555,285	555,285	578,607	576,626	584,667
6400 Federal Funds Ltd	-	2,426	2,426	2,528	2,528	2,528
All Funds	382,129	557,711	557,711	581,135	579,154	587,195
4200 Telecommunications						
3400 Other Funds Ltd	421,270	655,281	655,281	363,701	349,405	332,870
6400 Federal Funds Ltd	-	2,069	2,069	2,156	2,156	2,156
All Funds	421,270	657,350	657,350	365,857	351,561	335,026
4225 State Gov. Service Charges						
3400 Other Funds Ltd	993,066	1,140,662	1,140,662	1,411,956	1,322,549	1,345,441
6400 Federal Funds Ltd	-	2,469	2,469	2,469	2,469	2,469
All Funds	993,066	1,143,131	1,143,131	1,414,425	1,325,018	1,347,910
4250 Data Processing						
3400 Other Funds Ltd	1,599,291	2,559,764	2,559,764	1,209,433	1,178,901	1,192,331
4275 Publicity and Publications						
3400 Other Funds Ltd	7,598	147,406	147,406	153,597	153,597	153,597

Description	2019-21 Actuals	2021-23 Leg Adopted Budget	2021-23 Leg Approved Budget	2023-25 Agency Request Budget	2023-25 Governor's Budget	2023-25 Leg. Adopted Budget
6400 Federal Funds Ltd	-	87	87	91	91	91
All Funds	7,598	147,493	147,493	153,688	153,688	153,688
4300 Professional Services						
8000 General Fund	-	433,542	433,542	-	-	-
3400 Other Funds Ltd	1,376,355	928,006	928,006	1,007,601	1,007,601	1,007,601
6400 Federal Funds Ltd	-	516	516	561	561	561
All Funds	1,376,355	1,362,064	1,362,064	1,008,162	1,008,162	1,008,162
4315 IT Professional Services						
3400 Other Funds Ltd	1,026,252	177,557	177,557	193,182	193,182	193,182
4325 Attorney General						
3400 Other Funds Ltd	294,835	367,869	367,869	432,871	412,872	409,396
6400 Federal Funds Ltd	-	2,668	2,668	3,139	2,994	2,948
All Funds	294,835	370,537	370,537	436,010	415,866	412,344
4375 Employee Recruitment and Develop						
3400 Other Funds Ltd	11,862	17,745	17,745	18,490	18,490	18,490
4400 Dues and Subscriptions						
3400 Other Funds Ltd	39,024	21,029	21,029	21,912	21,912	22,559
4425 Facilities Rental and Taxes						
3400 Other Funds Ltd	707,888	812,776	812,776	675,764	675,764	675,764
6400 Federal Funds Ltd	-	6,078	6,078	6,960	6,960	6,960
All Funds	707,888	818,854	818,854	682,724	682,724	682,724
4450 Fuels and Utilities						
3400 Other Funds Ltd	53,454	19,202	19,202	20,008	20,008	20,008

Description	2019-21 Actuals	2021-23 Leg Adopted Budget	2021-23 Leg Approved Budget	2023-25 Agency Request Budget	2023-25 Governor's Budget	2023-25 Leg. Adopted Budget
4475 Facilities Maintenance						
3400 Other Funds Ltd	2,908	72,442	72,442	75,485	75,485	75,485
6400 Federal Funds Ltd	-	52	52	54	54	54
All Funds	2,908	72,494	72,494	75,539	75,539	75,539
4575 Agency Program Related S and S						
3400 Other Funds Ltd	18	163	163	170	170	170
4600 Intra-agency Charges						
3400 Other Funds Ltd	46,489	10,197	10,197	162,300	162,300	162,300
4650 Other Services and Supplies						
8000 General Fund	-	-	-	-	-	300,000
3200 Other Funds Non-Ltd	3,295	-	-	-	-	-
3400 Other Funds Ltd	641,718	980,676	980,676	1,021,864	1,015,243	1,011,887
6400 Federal Funds Ltd	-	1,200	1,200	1,250	1,250	1,250
All Funds	645,013	981,876	981,876	1,023,114	1,016,493	1,313,137
4700 Expendable Prop 250 - 5000						
3400 Other Funds Ltd	12,222	111,837	111,837	116,534	116,534	131,534
4715 IT Expendable Property						
3400 Other Funds Ltd	542,630	266,472	266,472	881,191	881,191	898,262
6400 Federal Funds Ltd	-	2,836	2,836	2,955	2,955	2,955
All Funds	542,630	269,308	269,308	884,146	884,146	901,217
SERVICES & SUPPLIES						
8000 General Fund	-	433,542	433,542	-	-	300,000
3200 Other Funds Non-Ltd	3,295	-	-	-	-	-

Description	*2019-21 Actuals*	*2021-23 Leg Adopted Budget*	*2021-23 Leg Approved Budget*	*2023-25 Agency Request Budget*	*2023-25 Governor's Budget*	*2023-25 Leg. Adopted Budget*
3400 Other Funds Ltd	8,918,252	9,654,393	9,654,393	9,188,711	8,954,668	9,040,298
6400 Federal Funds Ltd	366	28,995	28,995	31,118	30,973	30,927
TOTAL SERVICES & SUPPLIES	**$8,921,913**	**$10,116,930**	**$10,116,930**	**$9,219,829**	**$8,985,641**	**$9,371,225**
CAPITAL OUTLAY						
5200 Technical Equipment						
3400 Other Funds Ltd	-	521,015	521,015	542,898	542,898	542,898
5550 Data Processing Software						
3400 Other Funds Ltd	5,395	126,402	126,402	131,711	131,711	131,711
CAPITAL OUTLAY						
3400 Other Funds Ltd	5,395	647,417	647,417	674,609	674,609	674,609
TOTAL CAPITAL OUTLAY	**$5,395**	**$647,417**	**$647,417**	**$674,609**	**$674,609**	**$674,609**
SPECIAL PAYMENTS						
6020 Dist to Counties						
8000 General Fund	-	10,000,000	10,000,000	-	-	6,000,000
6025 Dist to Other Gov Unit						
3400 Other Funds Ltd	-	9,120	9,120	9,503	9,503	9,503
6030 Dist to Non-Gov Units						
3400 Other Funds Ltd	6,813	-	-	-	-	-
SPECIAL PAYMENTS						
8000 General Fund	-	10,000,000	10,000,000	-	-	6,000,000
3400 Other Funds Ltd	6,813	9,120	9,120	9,503	9,503	9,503
TOTAL SPECIAL PAYMENTS	**$6,813**	**$10,009,120**	**$10,009,120**	**$9,503**	**$9,503**	**$6,009,503**
EXPENDITURES						

Description	2019-21 Actuals	2021-23 Leg Adopted Budget	2021-23 Leg Approved Budget	2023-25 Agency Request Budget	2023-25 Governor's Budget	2023-25 Leg. Adopted Budget
8000 General Fund	-	10,678,004	10,693,448	9,678	-	6,300,000
3200 Other Funds Non-Ltd	3,295	-	-	-	-	-
3400 Other Funds Ltd	36,670,875	43,639,212	44,550,727	46,915,818	46,691,453	46,579,019
6400 Federal Funds Ltd	220,639	28,995	273,802	31,118	30,973	302,603
TOTAL EXPENDITURES	**$36,894,809**	**$54,346,211**	**$55,517,977**	**$46,956,614**	**$46,722,426**	**$53,181,622**
ENDING BALANCE						
8000 General Fund	-	-	(15,444)	-	-	-
3200 Other Funds Non-Ltd	143,373	-	-	-	-	-
3400 Other Funds Ltd	53,052,138	53,232,905	52,321,390	45,657,527	43,727,702	46,690,914
6400 Federal Funds Ltd	54,895	200,967	(43,840)	203,467	203,612	-
TOTAL ENDING BALANCE	**$53,250,406**	**$53,433,872**	**$52,262,106**	**$45,860,994**	**$43,931,314**	**$46,690,914**
AUTHORIZED POSITIONS						
8150 Class/Unclass Positions	134	135	135	134	134	133
TOTAL AUTHORIZED POSITIONS	**134**	**135**	**135**	**134**	**134**	**133**
AUTHORIZED FTE						
8250 Class/Unclass FTE Positions	134.00	135.00	135.00	134.00	134.00	132.76
TOTAL AUTHORIZED FTE	**134.00**	**135.00**	**135.00**	**134.00**	**134.00**	**132.76**

Description	*2019-21 Actuals*	*2021-23 Leg Adopted Budget*	*2021-23 Leg Approved Budget*	*2023-25 Agency Request Budget*	*2023-25 Governor's Budget*	*2023-25 Leg. Adopted Budget*
REVENUE CATEGORIES						
GENERAL FUND APPROPRIATION						
0050 General Fund Appropriation						
8000 General Fund	-	-	-	-	-	1,442,576
AVAILABLE REVENUES						
8000 General Fund	-	-	-	-	-	1,442,576
TOTAL AVAILABLE REVENUES	**-**	**-**	**-**	**-**	**-**	**$1,442,576**
EXPENDITURES						
PERSONAL SERVICES						
SALARIES & WAGES						
3110 Class/Unclass Sal. and Per Diem						
8000 General Fund	-	-	-	-	-	411,334
OTHER PAYROLL EXPENSES						
3210 Empl. Rel. Bd. Assessments						
8000 General Fund	-	-	-	-	-	140
3220 Public Employees' Retire Cont						
8000 General Fund	-	-	-	-	-	73,711
3230 Social Security Taxes						
8000 General Fund	-	-	-	-	-	31,467
3241 Paid Family Medical Leave Insurance						
8000 General Fund	-	-	-	-	-	1,645
3250 Worker's Comp. Assess. (WCD)						
8000 General Fund	-	-	-	-	-	122

Description	2019-21 Actuals	2021-23 Leg Adopted Budget	2021-23 Leg Approved Budget	2023-25 Agency Request Budget	2023-25 Governor's Budget	2023-25 Leg. Adopted Budget
3270 Flexible Benefits						
8000 General Fund	-	-	-	-	-	105,600
OTHER PAYROLL EXPENSES						
8000 General Fund	-	-	-	-	-	212,685
TOTAL OTHER PAYROLL EXPENSES	**-**	**-**	**-**	**-**	**-**	**$212,685**
P.S. BUDGET ADJUSTMENTS						
3465 Reconciliation Adjustment						
8000 General Fund	-	-	-	-	-	(10,317)
PERSONAL SERVICES						
8000 General Fund	-	-	-	-	-	613,702
TOTAL PERSONAL SERVICES	**-**	**-**	**-**	**-**	**-**	**$613,702**
SERVICES & SUPPLIES						
4100 Instate Travel						
8000 General Fund	-	-	-	-	-	12,468
4150 Employee Training						
8000 General Fund	-	-	-	-	-	3,959
4175 Office Expenses						
8000 General Fund	-	-	-	-	-	1,570
4200 Telecommunications						
8000 General Fund	-	-	-	-	-	5,892
4250 Data Processing						
8000 General Fund	-	-	-	-	-	7,044
4300 Professional Services						

Description	2019-21 Actuals	2021-23 Leg Adopted Budget	2021-23 Leg Approved Budget	2023-25 Agency Request Budget	2023-25 Governor's Budget	2023-25 Leg. Adopted Budget
8000 General Fund	-	-	-	-	-	500,000
4325 Attorney General						
8000 General Fund	-	-	-	-	-	41,020
4425 Facilities Rental and Taxes						
8000 General Fund	-	-	-	-	-	36,398
4575 Agency Program Related S and S						
8000 General Fund	-	-	-	-	-	137,487
4600 Intra-agency Charges						
8000 General Fund	-	-	-	-	-	7,676
4700 Expendable Prop 250 - 5000						
8000 General Fund	-	-	-	-	-	15,300
4715 IT Expendable Property						
8000 General Fund	-	-	-	-	-	23,318
SERVICES & SUPPLIES						
8000 General Fund	-	-	-	-	-	792,132
TOTAL SERVICES & SUPPLIES	**-**	**-**	**-**	**-**	**-**	**$792,132**
SPECIAL PAYMENTS						
6035 Dist to Individuals						
8000 General Fund	-	-	-	-	-	36,742
EXPENDITURES						
8000 General Fund	-	-	-	-	-	1,442,576
TOTAL EXPENDITURES	**-**	**-**	**-**	**-**	**-**	**$1,442,576**
AUTHORIZED POSITIONS						

Description	*2019-21 Actuals*	*2021-23 Leg Adopted Budget*	*2021-23 Leg Approved Budget*	*2023-25 Agency Request Budget*	*2023-25 Governor's Budget*	*2023-25 Leg. Adopted Budget*
8150 Class/Unclass Positions	-	-	-	-	-	3
TOTAL AUTHORIZED POSITIONS	**-**	**-**	**-**	**-**	**-**	**3**
AUTHORIZED FTE						
8250 Class/Unclass FTE Positions	-	-	-	-	-	2.68
TOTAL AUTHORIZED FTE	**-**	**-**	**-**	**-**	**-**	**2.68**

Description	Governor's Budget (Y-01) 2023-25 Base Budget	Leg. Adopted Budget (Z-01) 2023-25 Base Budget	Column 2 minus Column 1	% Change from Column 1 to Column 2
	Column 1	Column 2		
BEGINNING BALANCE				
0025 Beginning Balance				
3200 Other Funds Non-Ltd	4,092,255	4,092,255	0	-
0030 Beginning Balance Adjustment				
3200 Other Funds Non-Ltd	(162,037)	(162,037)	0	-
TOTAL BEGINNING BALANCE				
3200 Other Funds Non-Ltd	3,930,218	3,930,218	0	-
REVENUE CATEGORIES				
TAXES				
0125 Workers Comp Insurance Taxes				
3200 Other Funds Non-Ltd	267,263	265,115	(2,148)	-0.80%
INTEREST EARNINGS				
0605 Interest Income				
3200 Other Funds Non-Ltd	98,963	76,295	(22,668)	-22.91%
OTHER				
0975 Other Revenues				
3200 Other Funds Non-Ltd	554,195	554,195	0	-
TOTAL REVENUES				
3200 Other Funds Non-Ltd	920,421	895,605	(24,816)	-2.70%
AVAILABLE REVENUES				
3200 Other Funds Non-Ltd	4,850,639	4,825,823	(24,816)	-0.51%
EXPENDITURES				
SPECIAL PAYMENTS				
6030 Dist to Non-Gov Units				

Description	Governor's Budget (Y-01) 2023-25 Base Budget	Leg. Adopted Budget (Z-01) 2023-25 Base Budget	Column 2 minus Column 1	% Change from Column 1 to Column 2
	Column 1	Column 2		
3200 Other Funds Non-Ltd	800,000	800,000	0	-
ENDING BALANCE				
3200 Other Funds Non-Ltd	4,050,639	4,025,823	(24,816)	-0.61%

Description	Governor's Budget (Y-01) 2023-25 Base Budget	Leg. Adopted Budget (Z-01) 2023-25 Base Budget	Column 2 minus Column 1	% Change from Column 1 to Column 2
	Column 1	Column 2		
BEGINNING BALANCE				
0025 Beginning Balance				
3200 Other Funds Non-Ltd	154,179,433	154,179,433	0	-
0030 Beginning Balance Adjustment				
3200 Other Funds Non-Ltd	(4,561,637)	(4,561,637)	0	-
TOTAL BEGINNING BALANCE				
3200 Other Funds Non-Ltd	149,617,796	149,617,796	0	-
REVENUE CATEGORIES				
TAXES				
0130 Other Employer -Employee Taxes				
3200 Other Funds Non-Ltd	135,335,126	142,132,088	6,796,962	5.02%
CHARGES FOR SERVICES				
0415 Admin and Service Charges				
3200 Other Funds Non-Ltd	2,321,269	3,435,499	1,114,230	48.00%
FINES, RENTS AND ROYALTIES				
0505 Fines and Forfeitures				
3200 Other Funds Non-Ltd	4,535,077	5,545,296	1,010,219	22.28%
INTEREST EARNINGS				
0605 Interest Income				
3200 Other Funds Non-Ltd	9,378,817	10,119,921	741,104	7.90%
OTHER				
0975 Other Revenues				
3200 Other Funds Non-Ltd	825,504	799,528	(25,976)	-3.15%
TRANSFERS IN				

Description	Governor's Budget (Y-01) 2023-25 Base Budget	Leg. Adopted Budget (Z-01) 2023-25 Base Budget	Column 2 minus Column 1	% Change from Column 1 to Column 2
	Column 1	Column 2		
1010 Transfer In - Intrafund				
3200 Other Funds Non-Ltd	7,393,587	4,721,856	(2,671,731)	-36.14%
TOTAL REVENUES				
3200 Other Funds Non-Ltd	159,789,380	166,754,188	6,964,808	4.36%
TRANSFERS OUT				
2010 Transfer Out - Intrafund				
3200 Other Funds Non-Ltd	(5,899,897)	(5,800,304)	99,593	1.69%
2839 Tsfr To Labor and Ind, Bureau				
3200 Other Funds Non-Ltd	(1,194,052)	(1,200,000)	(5,948)	-0.50%
TOTAL TRANSFERS OUT				
3200 Other Funds Non-Ltd	(7,093,949)	(7,000,304)	93,645	1.32%
AVAILABLE REVENUES				
3200 Other Funds Non-Ltd	302,313,227	309,371,680	7,058,453	2.33%
EXPENDITURES				
SPECIAL PAYMENTS				
6025 Dist to Other Gov Unit				
3200 Other Funds Non-Ltd	75,914,191	75,914,191	0	-
6030 Dist to Non-Gov Units				
3200 Other Funds Non-Ltd	104,998,243	104,998,243	0	-
TOTAL SPECIAL PAYMENTS				
3200 Other Funds Non-Ltd	180,912,434	180,912,434	0	-
ENDING BALANCE				
3200 Other Funds Non-Ltd	121,400,793	128,459,246	7,058,453	5.81%

Description	Governor's Budget (Y-01) 2023-25 Base Budget	Leg. Adopted Budget (Z-01) 2023-25 Base Budget	Column 2 minus Column 1	% Change from Column 1 to Column 2
	Column 1	Column 2		
BEGINNING BALANCE				
0025 Beginning Balance				
3400 Other Funds Ltd	60,688,584	60,688,584	0	-
0030 Beginning Balance Adjustment				
3400 Other Funds Ltd	20,518,631	20,518,631	0	-
TOTAL BEGINNING BALANCE				
3400 Other Funds Ltd	81,207,215	81,207,215	0	-
REVENUE CATEGORIES				
TAXES				
0125 Workers Comp Insurance Taxes				
3400 Other Funds Ltd	197,825,471	188,347,172	(9,478,299)	-4.79%
LICENSES AND FEES				
0205 Business Lic and Fees				
3400 Other Funds Ltd	444,850	692,014	247,164	55.56%
FINES, RENTS AND ROYALTIES				
0505 Fines and Forfeitures				
3400 Other Funds Ltd	3,638,951	3,940,298	301,347	8.28%
INTEREST EARNINGS				
0605 Interest Income				
3400 Other Funds Ltd	2,817,239	2,473,594	(343,645)	-12.20%
OTHER				
0975 Other Revenues				
3400 Other Funds Ltd	141,983	177,695	35,712	25.15%
FEDERAL FUNDS REVENUE				

Description	Governor's Budget (Y-01) 2023-25 Base Budget	Leg. Adopted Budget (Z-01) 2023-25 Base Budget	Column 2 minus Column 1	% Change from Column 1 to Column 2
	Column 1	Column 2		
0995 Federal Funds				
6400 Federal Funds Ltd	14,851,462	17,813,296	2,961,834	19.94%
TOTAL REVENUES				
3400 Other Funds Ltd	204,868,494	195,630,773	(9,237,721)	-4.51%
6400 Federal Funds Ltd	14,851,462	17,813,296	2,961,834	19.94%
TOTAL REVENUES	**$219,719,956**	**$213,444,069**	**($6,275,887)**	**-2.86%**
TRANSFERS OUT				
2010 Transfer Out - Intrafund				
3400 Other Funds Ltd	(41,843,026)	(39,024,531)	2,818,495	6.74%
2839 Tsfr To Labor and Ind, Bureau				
3400 Other Funds Ltd	(512,000)	(500,000)	12,000	2.34%
TOTAL TRANSFERS OUT				
3400 Other Funds Ltd	(42,355,026)	(39,524,531)	2,830,495	6.68%
AVAILABLE REVENUES				
3400 Other Funds Ltd	243,720,683	237,313,457	(6,407,226)	-2.63%
6400 Federal Funds Ltd	14,851,462	17,813,296	2,961,834	19.94%
TOTAL AVAILABLE REVENUES	**$258,572,145**	**$255,126,753**	**($3,445,392)**	**-1.33%**
EXPENDITURES				
PERSONAL SERVICES				
SALARIES & WAGES				
3110 Class/Unclass Sal. and Per Diem				
3400 Other Funds Ltd	71,139,362	71,139,362	0	-
6400 Federal Funds Ltd	9,493,258	9,493,258	0	-
All Funds	80,632,620	80,632,620	0	-

Description	Governor's Budget (Y-01) 2023-25 Base Budget	Leg. Adopted Budget (Z-01) 2023-25 Base Budget	Column 2 minus Column 1	% Change from Column 1 to Column 2
	Column 1	Column 2		
3160 Temporary Appointments				
3400 Other Funds Ltd	244,430	244,430	0	-
3170 Overtime Payments				
3400 Other Funds Ltd	137,115	137,115	0	-
3190 All Other Differential				
3400 Other Funds Ltd	300,940	300,940	0	-
TOTAL SALARIES & WAGES				
3400 Other Funds Ltd	71,821,847	71,821,847	0	-
6400 Federal Funds Ltd	9,493,258	9,493,258	0	-
TOTAL SALARIES & WAGES	**$81,315,105**	**$81,315,105**	**0**	**-**
OTHER PAYROLL EXPENSES				
3210 Empl. Rel. Bd. Assessments				
3400 Other Funds Ltd	21,601	21,601	0	-
6400 Federal Funds Ltd	2,910	2,910	0	-
All Funds	24,511	24,511	0	-
3220 Public Employees' Retire Cont				
3400 Other Funds Ltd	12,826,032	12,826,032	0	-
6400 Federal Funds Ltd	1,701,202	1,701,202	0	-
All Funds	14,527,234	14,527,234	0	-
3221 Pension Obligation Bond				
3400 Other Funds Ltd	3,941,614	3,941,614	0	-
6400 Federal Funds Ltd	525,124	525,124	0	-
All Funds	4,466,738	4,466,738	0	-
3230 Social Security Taxes				

Description	Governor's Budget (Y-01) 2023-25 Base Budget	Leg. Adopted Budget (Z-01) 2023-25 Base Budget	Column 2 minus Column 1	% Change from Column 1 to Column 2
	Column 1	Column 2		
3400 Other Funds Ltd	5,460,539	5,460,539	0	-
6400 Federal Funds Ltd	726,240	726,240	0	-
All Funds	6,186,779	6,186,779	0	-
3241 Paid Family Medical Leave Insurance				
3400 Other Funds Ltd	281,215	281,215	0	-
6400 Federal Funds Ltd	37,932	37,932	0	-
All Funds	319,147	319,147	0	-
3250 Worker's Comp. Assess. (WCD)				
3400 Other Funds Ltd	18,781	18,781	0	-
6400 Federal Funds Ltd	2,494	2,494	0	-
All Funds	21,275	21,275	0	-
3260 Mass Transit Tax				
3400 Other Funds Ltd	409,721	409,721	0	-
3270 Flexible Benefits				
3400 Other Funds Ltd	16,163,536	16,163,536	0	-
6400 Federal Funds Ltd	2,151,464	2,151,464	0	-
All Funds	18,315,000	18,315,000	0	-
TOTAL OTHER PAYROLL EXPENSES				
3400 Other Funds Ltd	39,123,039	39,123,039	0	-
6400 Federal Funds Ltd	5,147,366	5,147,366	0	-
TOTAL OTHER PAYROLL EXPENSES	**$44,270,405**	**$44,270,405**	**0**	**-**
P.S. BUDGET ADJUSTMENTS				
3455 Vacancy Savings				
3400 Other Funds Ltd	(207,988)	(207,988)	0	-

Description	Governor's Budget (Y-01) 2023-25 Base Budget	Leg. Adopted Budget (Z-01) 2023-25 Base Budget	Column 2 minus Column 1	% Change from Column 1 to Column 2
	Column 1	Column 2		
6400 Federal Funds Ltd	(242,652)	(242,652)	0	-
All Funds	(450,640)	(450,640)	0	-
TOTAL PERSONAL SERVICES				
3400 Other Funds Ltd	110,736,898	110,736,898	0	-
6400 Federal Funds Ltd	14,397,972	14,397,972	0	-
TOTAL PERSONAL SERVICES	**$125,134,870**	**$125,134,870**	**0**	**-**
SERVICES & SUPPLIES				
4100 Instate Travel				
3400 Other Funds Ltd	1,018,824	1,018,824	0	-
4125 Out of State Travel				
3400 Other Funds Ltd	62,273	62,273	0	-
4150 Employee Training				
3400 Other Funds Ltd	603,810	603,810	0	-
4175 Office Expenses				
3400 Other Funds Ltd	1,581,308	1,581,308	0	-
4200 Telecommunications				
3400 Other Funds Ltd	1,497,860	1,497,860	0	-
4225 State Gov. Service Charges				
3400 Other Funds Ltd	4,110,151	4,110,151	0	-
4250 Data Processing				
3400 Other Funds Ltd	1,907,636	1,907,636	0	-
4275 Publicity and Publications				
3400 Other Funds Ltd	231,412	231,412	0	-
4300 Professional Services				

Description	Governor's Budget (Y-01) 2023-25 Base Budget	Leg. Adopted Budget (Z-01) 2023-25 Base Budget	Column 2 minus Column 1	% Change from Column 1 to Column 2
	Column 1	Column 2		
3400 Other Funds Ltd	1,597,052	1,597,052	0	-
4315 IT Professional Services				
3400 Other Funds Ltd	195,887	195,887	0	-
4325 Attorney General				
3400 Other Funds Ltd	2,794,029	2,794,029	0	-
4375 Employee Recruitment and Develop				
3400 Other Funds Ltd	23,979	23,979	0	-
4400 Dues and Subscriptions				
3400 Other Funds Ltd	128,301	128,301	0	-
4425 Facilities Rental and Taxes				
3400 Other Funds Ltd	7,065,823	7,065,823	0	-
4450 Fuels and Utilities				
3400 Other Funds Ltd	18,754	18,754	0	-
4475 Facilities Maintenance				
3400 Other Funds Ltd	52,656	52,656	0	-
4575 Agency Program Related S and S				
3400 Other Funds Ltd	147,976	147,976	0	-
4600 Intra-agency Charges				
3400 Other Funds Ltd	417	417	0	-
4650 Other Services and Supplies				
3400 Other Funds Ltd	367,083	367,083	0	-
6400 Federal Funds Ltd	2,900,000	2,900,000	0	-
All Funds	3,267,083	3,267,083	0	-
4700 Expendable Prop 250 - 5000				

Description	Governor's Budget (Y-01) 2023-25 Base Budget	Leg. Adopted Budget (Z-01) 2023-25 Base Budget	Column 2 minus Column 1	% Change from Column 1 to Column 2
	Column 1	Column 2		
3400 Other Funds Ltd	89,364	89,364	0	-
4715 IT Expendable Property				
3400 Other Funds Ltd	333,305	333,305	0	-
TOTAL SERVICES & SUPPLIES				
3400 Other Funds Ltd	23,827,900	23,827,900	0	-
6400 Federal Funds Ltd	2,900,000	2,900,000	0	-
TOTAL SERVICES & SUPPLIES	**$26,727,900**	**$26,727,900**	**0**	**-**
CAPITAL OUTLAY				
5200 Technical Equipment				
3400 Other Funds Ltd	159,255	159,255	0	-
5600 Data Processing Hardware				
3400 Other Funds Ltd	31,492	31,492	0	-
TOTAL CAPITAL OUTLAY				
3400 Other Funds Ltd	190,747	190,747	0	-
SPECIAL PAYMENTS				
6085 Other Special Payments				
3400 Other Funds Ltd	596,651	596,651	0	-
TOTAL EXPENDITURES				
3400 Other Funds Ltd	135,352,196	135,352,196	0	-
6400 Federal Funds Ltd	17,297,972	17,297,972	0	-
TOTAL EXPENDITURES	**$152,650,168**	**$152,650,168**	**0**	**-**
ENDING BALANCE				
3400 Other Funds Ltd	108,368,487	101,961,261	(6,407,226)	-5.91%
6400 Federal Funds Ltd	(2,446,510)	515,324	2,961,834	121.06%

Description	Governor's Budget (Y-01) 2023-25 Base Budget	Leg. Adopted Budget (Z-01) 2023-25 Base Budget	Column 2 minus Column 1	% Change from Column 1 to Column 2
	Column 1	Column 2		
TOTAL ENDING BALANCE	**$105,921,977**	**$102,476,585**	**($3,445,392)**	**-3.25%**
AUTHORIZED POSITIONS				
8150 Class/Unclass Positions	464	464	0	-
AUTHORIZED FTE				
8250 Class/Unclass FTE Positions	462.50	462.50	0	-

Description	Governor's Budget (Y-01) 2023-25 Base Budget	Leg. Adopted Budget (Z-01) 2023-25 Base Budget	Column 2 minus Column 1	% Change from Column 1 to Column 2
	Column 1	Column 2		
REVENUE CATEGORIES				
TAXES				
0125 Workers Comp Insurance Taxes				
3400 Other Funds Ltd	35,977,216	35,826,416	(150,800)	-0.42%
TRANSFERS OUT				
2010 Transfer Out - Intrafund				
3400 Other Funds Ltd	(6,276,419)	(6,202,280)	74,139	1.18%
AVAILABLE REVENUES				
3400 Other Funds Ltd	29,700,797	29,624,136	(76,661)	-0.26%
EXPENDITURES				
PERSONAL SERVICES				
SALARIES & WAGES				
3110 Class/Unclass Sal. and Per Diem				
3400 Other Funds Ltd	16,278,360	16,278,360	0	-
3160 Temporary Appointments				
3400 Other Funds Ltd	54,073	54,073	0	-
3170 Overtime Payments				
3400 Other Funds Ltd	3,248	3,248	0	-
3190 All Other Differential				
3400 Other Funds Ltd	108,263	108,263	0	-
TOTAL SALARIES & WAGES				
3400 Other Funds Ltd	16,443,944	16,443,944	0	-
OTHER PAYROLL EXPENSES				
3210 Empl. Rel. Bd. Assessments				

Description	Governor's Budget (Y-01) 2023-25 Base Budget	Leg. Adopted Budget (Z-01) 2023-25 Base Budget	Column 2 minus Column 1	% Change from Column 1 to Column 2
	Column 1	Column 2		
3400 Other Funds Ltd	4,187	4,187	0	-
3220 Public Employees' Retire Cont				
3400 Other Funds Ltd	2,937,058	2,937,058	0	-
3221 Pension Obligation Bond				
3400 Other Funds Ltd	900,557	900,557	0	-
3230 Social Security Taxes				
3400 Other Funds Ltd	1,228,266	1,228,266	0	-
3241 Paid Family Medical Leave Insurance				
3400 Other Funds Ltd	60,923	60,923	0	-
3250 Worker's Comp. Assess. (WCD)				
3400 Other Funds Ltd	3,634	3,634	0	-
3260 Mass Transit Tax				
3400 Other Funds Ltd	93,599	93,599	0	-
3270 Flexible Benefits				
3400 Other Funds Ltd	3,128,400	3,128,400	0	-
TOTAL OTHER PAYROLL EXPENSES				
3400 Other Funds Ltd	8,356,624	8,356,624	0	-
P.S. BUDGET ADJUSTMENTS				
3455 Vacancy Savings				
3400 Other Funds Ltd	(86,662)	(86,662)	0	-
TOTAL PERSONAL SERVICES				
3400 Other Funds Ltd	24,713,906	24,713,906	0	-
SERVICES & SUPPLIES				
4100 Instate Travel				

Description	Governor's Budget (Y-01) 2023-25 Base Budget	Leg. Adopted Budget (Z-01) 2023-25 Base Budget	Column 2 minus Column 1	% Change from Column 1 to Column 2
	Column 1	Column 2		
3400 Other Funds Ltd	171,543	171,543	0	-
4125 Out of State Travel				
3400 Other Funds Ltd	5,718	5,718	0	-
4150 Employee Training				
3400 Other Funds Ltd	26,935	26,935	0	-
4175 Office Expenses				
3400 Other Funds Ltd	249,235	249,235	0	-
4200 Telecommunications				
3400 Other Funds Ltd	293,569	293,569	0	-
4225 State Gov. Service Charges				
3400 Other Funds Ltd	665,015	665,015	0	-
4250 Data Processing				
3400 Other Funds Ltd	398,902	398,902	0	-
4275 Publicity and Publications				
3400 Other Funds Ltd	5,718	5,718	0	-
4300 Professional Services				
3400 Other Funds Ltd	782,195	782,195	0	-
4315 IT Professional Services				
3400 Other Funds Ltd	106,504	106,504	0	-
4325 Attorney General				
3400 Other Funds Ltd	7,951	7,951	0	-
4375 Employee Recruitment and Develop				
3400 Other Funds Ltd	1,530	1,530	0	-
4400 Dues and Subscriptions				

Description	Governor's Budget (Y-01) 2023-25 Base Budget	Leg. Adopted Budget (Z-01) 2023-25 Base Budget	Column 2 minus Column 1	% Change from Column 1 to Column 2
	Column 1	Column 2		
3400 Other Funds Ltd	47,811	47,811	0	-
4425 Facilities Rental and Taxes				
3400 Other Funds Ltd	2,487,253	2,487,253	0	-
4475 Facilities Maintenance				
3400 Other Funds Ltd	10,059	10,059	0	-
4650 Other Services and Supplies				
3400 Other Funds Ltd	35,945	35,945	0	-
4700 Expendable Prop 250 - 5000				
3400 Other Funds Ltd	9,575	9,575	0	-
4715 IT Expendable Property				
3400 Other Funds Ltd	31,702	31,702	0	-
TOTAL SERVICES & SUPPLIES				
3400 Other Funds Ltd	5,337,160	5,337,160	0	-
CAPITAL OUTLAY				
5600 Data Processing Hardware				
3400 Other Funds Ltd	31,492	31,492	0	-
TOTAL EXPENDITURES				
3400 Other Funds Ltd	30,082,558	30,082,558	0	-
ENDING BALANCE				
3400 Other Funds Ltd	(381,761)	(458,422)	(76,661)	-20.08%
AUTHORIZED POSITIONS				
8150 Class/Unclass Positions	79	79	0	-
AUTHORIZED FTE				
8250 Class/Unclass FTE Positions	79.00	79.00	0	-

Description	Governor's Budget (Y-01) 2023-25 Base Budget	Leg. Adopted Budget (Z-01) 2023-25 Base Budget	Column 2 minus Column 1	% Change from Column 1 to Column 2
	Column 1	Column 2		
BEGINNING BALANCE				
0025 Beginning Balance				
3400 Other Funds Ltd	59,664,729	59,664,729	0	-
0030 Beginning Balance Adjustment				
3400 Other Funds Ltd	21,542,486	21,542,486	0	-
TOTAL BEGINNING BALANCE				
3400 Other Funds Ltd	81,207,215	81,207,215	0	-
REVENUE CATEGORIES				
TAXES				
0125 Workers Comp Insurance Taxes				
3400 Other Funds Ltd	94,741,180	86,529,822	(8,211,358)	-8.67%
LICENSES AND FEES				
0205 Business Lic and Fees				
3400 Other Funds Ltd	444,850	692,014	247,164	55.56%
INTEREST EARNINGS				
0605 Interest Income				
3400 Other Funds Ltd	2,794,515	2,455,159	(339,356)	-12.14%
OTHER				
0975 Other Revenues				
3400 Other Funds Ltd	141,983	177,695	35,712	25.15%
TOTAL REVENUES				
3400 Other Funds Ltd	98,122,528	89,854,690	(8,267,838)	-8.43%
TRANSFERS OUT				
2010 Transfer Out - Intrafund				

Description	Governor's Budget (Y-01) 2023-25 Base Budget	Leg. Adopted Budget (Z-01) 2023-25 Base Budget	Column 2 minus Column 1	% Change from Column 1 to Column 2
	Column 1	Column 2		
3400 Other Funds Ltd	(19,399,356)	(16,815,409)	2,583,947	13.32%
AVAILABLE REVENUES				
3400 Other Funds Ltd	159,930,387	154,246,496	(5,683,891)	-3.55%
EXPENDITURES				
PERSONAL SERVICES				
SALARIES & WAGES				
3110 Class/Unclass Sal. and Per Diem				
3400 Other Funds Ltd	28,060,392	28,060,392	0	-
3160 Temporary Appointments				
3400 Other Funds Ltd	190,357	190,357	0	-
3170 Overtime Payments				
3400 Other Funds Ltd	133,867	133,867	0	-
3190 All Other Differential				
3400 Other Funds Ltd	15,941	15,941	0	-
TOTAL SALARIES & WAGES				
3400 Other Funds Ltd	28,400,557	28,400,557	0	-
OTHER PAYROLL EXPENSES				
3210 Empl. Rel. Bd. Assessments				
3400 Other Funds Ltd	9,540	9,540	0	-
3220 Public Employees' Retire Cont				
3400 Other Funds Ltd	5,055,273	5,055,273	0	-
3221 Pension Obligation Bond				
3400 Other Funds Ltd	1,566,678	1,566,678	0	-
3230 Social Security Taxes				

Description	Governor's Budget (Y-01) 2023-25 Base Budget	Leg. Adopted Budget (Z-01) 2023-25 Base Budget	Column 2 minus Column 1	% Change from Column 1 to Column 2
	Column 1	Column 2		
3400 Other Funds Ltd	2,168,503	2,168,503	0	-
3241 Paid Family Medical Leave Insurance				
3400 Other Funds Ltd	112,450	112,450	0	-
3250 Worker's Comp. Assess. (WCD)				
3400 Other Funds Ltd	8,280	8,280	0	-
3260 Mass Transit Tax				
3400 Other Funds Ltd	163,388	163,388	0	-
3270 Flexible Benefits				
3400 Other Funds Ltd	7,128,000	7,128,000	0	-
TOTAL OTHER PAYROLL EXPENSES				
3400 Other Funds Ltd	16,212,112	16,212,112	0	-
P.S. BUDGET ADJUSTMENTS				
3455 Vacancy Savings				
3400 Other Funds Ltd	(121,326)	(121,326)	0	-
TOTAL PERSONAL SERVICES				
3400 Other Funds Ltd	44,491,343	44,491,343	0	-
SERVICES & SUPPLIES				
4100 Instate Travel				
3400 Other Funds Ltd	136,200	136,200	0	-
4125 Out of State Travel				
3400 Other Funds Ltd	32,880	32,880	0	-
4150 Employee Training				
3400 Other Funds Ltd	64,115	64,115	0	-
4175 Office Expenses				

Description	Governor's Budget (Y-01) 2023-25 Base Budget	Leg. Adopted Budget (Z-01) 2023-25 Base Budget	Column 2 minus Column 1	% Change from Column 1 to Column 2
	Column 1	Column 2		
3400 Other Funds Ltd	779,052	779,052	0	-
4200 Telecommunications				
3400 Other Funds Ltd	635,537	635,537	0	-
4225 State Gov. Service Charges				
3400 Other Funds Ltd	1,705,767	1,705,767	0	-
4250 Data Processing				
3400 Other Funds Ltd	654,266	654,266	0	-
4275 Publicity and Publications				
3400 Other Funds Ltd	138,271	138,271	0	-
4300 Professional Services				
3400 Other Funds Ltd	426,737	426,737	0	-
4315 IT Professional Services				
3400 Other Funds Ltd	69,747	69,747	0	-
4325 Attorney General				
3400 Other Funds Ltd	1,057,010	1,057,010	0	-
4375 Employee Recruitment and Develop				
3400 Other Funds Ltd	3,484	3,484	0	-
4400 Dues and Subscriptions				
3400 Other Funds Ltd	20,394	20,394	0	-
4425 Facilities Rental and Taxes				
3400 Other Funds Ltd	1,554,923	1,554,923	0	-
4450 Fuels and Utilities				
3400 Other Funds Ltd	124	124	0	-
4475 Facilities Maintenance				

Description	Governor's Budget (Y-01) 2023-25 Base Budget	Leg. Adopted Budget (Z-01) 2023-25 Base Budget	Column 2 minus Column 1	% Change from Column 1 to Column 2
	Column 1	Column 2		
3400 Other Funds Ltd	1,609	1,609	0	-
4575 Agency Program Related S and S				
3400 Other Funds Ltd	22	22	0	-
4600 Intra-agency Charges				
3400 Other Funds Ltd	417	417	0	-
4650 Other Services and Supplies				
3400 Other Funds Ltd	96,177	96,177	0	-
4700 Expendable Prop 250 - 5000				
3400 Other Funds Ltd	16,849	16,849	0	-
4715 IT Expendable Property				
3400 Other Funds Ltd	82,350	82,350	0	-
TOTAL SERVICES & SUPPLIES				
3400 Other Funds Ltd	7,475,931	7,475,931	0	-
TOTAL EXPENDITURES				
3400 Other Funds Ltd	51,967,274	51,967,274	0	-
ENDING BALANCE				
3400 Other Funds Ltd	107,963,113	102,279,222	(5,683,891)	-5.26%
AUTHORIZED POSITIONS				
8150 Class/Unclass Positions	180	180	0	-
AUTHORIZED FTE				
8250 Class/Unclass FTE Positions	180.00	180.00	0	-

Description	Governor's Budget (Y-01) 2023-25 Base Budget	Leg. Adopted Budget (Z-01) 2023-25 Base Budget	Column 2 minus Column 1	% Change from Column 1 to Column 2
	Column 1	Column 2		
BEGINNING BALANCE				
0025 Beginning Balance				
3400 Other Funds Ltd	1,023,855	1,023,855	0	-
0030 Beginning Balance Adjustment				
3400 Other Funds Ltd	(1,023,855)	(1,023,855)	0	-
TOTAL BEGINNING BALANCE				
3400 Other Funds Ltd	-	-	0	-
REVENUE CATEGORIES				
TAXES				
0125 Workers Comp Insurance Taxes				
3400 Other Funds Ltd	67,107,075	65,990,934	(1,116,141)	-1.66%
FINES, RENTS AND ROYALTIES				
0505 Fines and Forfeitures				
3400 Other Funds Ltd	3,638,951	3,940,298	301,347	8.28%
INTEREST EARNINGS				
0605 Interest Income				
3400 Other Funds Ltd	22,724	18,435	(4,289)	-18.87%
FEDERAL FUNDS REVENUE				
0995 Federal Funds				
6400 Federal Funds Ltd	14,851,462	17,813,296	2,961,834	19.94%
TOTAL REVENUES				
3400 Other Funds Ltd	70,768,750	69,949,667	(819,083)	-1.16%
6400 Federal Funds Ltd	14,851,462	17,813,296	2,961,834	19.94%
TOTAL REVENUES	**$85,620,212**	**$87,762,963**	**$2,142,751**	**2.50%**

Description	Governor's Budget (Y-01) 2023-25 Base Budget	Leg. Adopted Budget (Z-01) 2023-25 Base Budget	Column 2 minus Column 1	% Change from Column 1 to Column 2
	Column 1	Column 2		
TRANSFERS OUT				
2010 Transfer Out - Intrafund				
3400 Other Funds Ltd	(16,167,251)	(16,006,842)	160,409	0.99%
2839 Tsfr To Labor and Ind, Bureau				
3400 Other Funds Ltd	(512,000)	(500,000)	12,000	2.34%
TOTAL TRANSFERS OUT				
3400 Other Funds Ltd	(16,679,251)	(16,506,842)	172,409	1.03%
AVAILABLE REVENUES				
3400 Other Funds Ltd	54,089,499	53,442,825	(646,674)	-1.20%
6400 Federal Funds Ltd	14,851,462	17,813,296	2,961,834	19.94%
TOTAL AVAILABLE REVENUES	**$68,940,961**	**$71,256,121**	**$2,315,160**	**3.36%**
EXPENDITURES				
PERSONAL SERVICES				
SALARIES & WAGES				
3110 Class/Unclass Sal. and Per Diem				
3400 Other Funds Ltd	26,800,610	26,800,610	0	-
6400 Federal Funds Ltd	9,493,258	9,493,258	0	-
All Funds	36,293,868	36,293,868	0	-
3190 All Other Differential				
3400 Other Funds Ltd	176,736	176,736	0	-
TOTAL SALARIES & WAGES				
3400 Other Funds Ltd	26,977,346	26,977,346	0	-
6400 Federal Funds Ltd	9,493,258	9,493,258	0	-
TOTAL SALARIES & WAGES	**$36,470,604**	**$36,470,604**	**0**	**-**

Description	Governor's Budget (Y-01) 2023-25 Base Budget	Leg. Adopted Budget (Z-01) 2023-25 Base Budget	Column 2 minus Column 1	% Change from Column 1 to Column 2
	Column 1	Column 2		
OTHER PAYROLL EXPENSES				
3210 Empl. Rel. Bd. Assessments				
3400 Other Funds Ltd	7,874	7,874	0	-
6400 Federal Funds Ltd	2,910	2,910	0	-
All Funds	10,784	10,784	0	-
3220 Public Employees' Retire Cont				
3400 Other Funds Ltd	4,833,701	4,833,701	0	-
6400 Federal Funds Ltd	1,701,202	1,701,202	0	-
All Funds	6,534,903	6,534,903	0	-
3221 Pension Obligation Bond				
3400 Other Funds Ltd	1,474,379	1,474,379	0	-
6400 Federal Funds Ltd	525,124	525,124	0	-
All Funds	1,999,503	1,999,503	0	-
3230 Social Security Taxes				
3400 Other Funds Ltd	2,063,770	2,063,770	0	-
6400 Federal Funds Ltd	726,240	726,240	0	-
All Funds	2,790,010	2,790,010	0	-
3241 Paid Family Medical Leave Insurance				
3400 Other Funds Ltd	107,842	107,842	0	-
6400 Federal Funds Ltd	37,932	37,932	0	-
All Funds	145,774	145,774	0	-
3250 Worker's Comp. Assess. (WCD)				
3400 Other Funds Ltd	6,867	6,867	0	-
6400 Federal Funds Ltd	2,494	2,494	0	-

Description	Governor's Budget (Y-01) 2023-25 Base Budget	Leg. Adopted Budget (Z-01) 2023-25 Base Budget	Column 2 minus Column 1	% Change from Column 1 to Column 2
	Column 1	Column 2		
All Funds	9,361	9,361	0	-
3260 Mass Transit Tax				
3400 Other Funds Ltd	152,734	152,734	0	-
3270 Flexible Benefits				
3400 Other Funds Ltd	5,907,136	5,907,136	0	-
6400 Federal Funds Ltd	2,151,464	2,151,464	0	-
All Funds	8,058,600	8,058,600	0	-
TOTAL OTHER PAYROLL EXPENSES				
3400 Other Funds Ltd	14,554,303	14,554,303	0	-
6400 Federal Funds Ltd	5,147,366	5,147,366	0	-
TOTAL OTHER PAYROLL EXPENSES	**$19,701,669**	**$19,701,669**	**0**	**-**
P.S. BUDGET ADJUSTMENTS				
3455 Vacancy Savings				
6400 Federal Funds Ltd	(242,652)	(242,652)	0	-
TOTAL PERSONAL SERVICES				
3400 Other Funds Ltd	41,531,649	41,531,649	0	-
6400 Federal Funds Ltd	14,397,972	14,397,972	0	-
TOTAL PERSONAL SERVICES	**$55,929,621**	**$55,929,621**	**0**	**-**
SERVICES & SUPPLIES				
4100 Instate Travel				
3400 Other Funds Ltd	711,081	711,081	0	-
4125 Out of State Travel				
3400 Other Funds Ltd	23,675	23,675	0	-
4150 Employee Training				

Description	Governor's Budget (Y-01) 2023-25 Base Budget	Leg. Adopted Budget (Z-01) 2023-25 Base Budget	Column 2 minus Column 1	% Change from Column 1 to Column 2
	Column 1	Column 2		
3400 Other Funds Ltd	512,760	512,760	0	-
4175 Office Expenses				
3400 Other Funds Ltd	553,021	553,021	0	-
4200 Telecommunications				
3400 Other Funds Ltd	568,754	568,754	0	-
4225 State Gov. Service Charges				
3400 Other Funds Ltd	1,739,369	1,739,369	0	-
4250 Data Processing				
3400 Other Funds Ltd	854,468	854,468	0	-
4275 Publicity and Publications				
3400 Other Funds Ltd	87,423	87,423	0	-
4300 Professional Services				
3400 Other Funds Ltd	388,120	388,120	0	-
4315 IT Professional Services				
3400 Other Funds Ltd	19,636	19,636	0	-
4325 Attorney General				
3400 Other Funds Ltd	1,729,068	1,729,068	0	-
4375 Employee Recruitment and Develop				
3400 Other Funds Ltd	18,965	18,965	0	-
4400 Dues and Subscriptions				
3400 Other Funds Ltd	60,096	60,096	0	-
4425 Facilities Rental and Taxes				
3400 Other Funds Ltd	3,023,647	3,023,647	0	-
4450 Fuels and Utilities				

Description	Governor's Budget (Y-01) 2023-25 Base Budget	Leg. Adopted Budget (Z-01) 2023-25 Base Budget	Column 2 minus Column 1	% Change from Column 1 to Column 2
	Column 1	Column 2		
3400 Other Funds Ltd	18,630	18,630	0	-
4475 Facilities Maintenance				
3400 Other Funds Ltd	40,988	40,988	0	-
4575 Agency Program Related S and S				
3400 Other Funds Ltd	147,954	147,954	0	-
4650 Other Services and Supplies				
3400 Other Funds Ltd	234,961	234,961	0	-
6400 Federal Funds Ltd	2,900,000	2,900,000	0	-
All Funds	3,134,961	3,134,961	0	-
4700 Expendable Prop 250 - 5000				
3400 Other Funds Ltd	62,940	62,940	0	-
4715 IT Expendable Property				
3400 Other Funds Ltd	219,253	219,253	0	-
TOTAL SERVICES & SUPPLIES				
3400 Other Funds Ltd	11,014,809	11,014,809	0	-
6400 Federal Funds Ltd	2,900,000	2,900,000	0	-
TOTAL SERVICES & SUPPLIES	**$13,914,809**	**$13,914,809**	**0**	**-**
CAPITAL OUTLAY				
5200 Technical Equipment				
3400 Other Funds Ltd	159,255	159,255	0	-
SPECIAL PAYMENTS				
6085 Other Special Payments				
3400 Other Funds Ltd	596,651	596,651	0	-
TOTAL EXPENDITURES				

Description	Governor's Budget (Y-01) 2023-25 Base Budget	Leg. Adopted Budget (Z-01) 2023-25 Base Budget	Column 2 minus Column 1	% Change from Column 1 to Column 2
	Column 1	Column 2		
3400 Other Funds Ltd	53,302,364	53,302,364	0	-
6400 Federal Funds Ltd	17,297,972	17,297,972	0	-
TOTAL EXPENDITURES	**$70,600,336**	**$70,600,336**	**0**	**-**
ENDING BALANCE				
3400 Other Funds Ltd	787,135	140,461	(646,674)	-82.16%
6400 Federal Funds Ltd	(2,446,510)	515,324	2,961,834	121.06%
TOTAL ENDING BALANCE	**($1,659,375)**	**$655,785**	**$2,315,160**	**139.52%**
AUTHORIZED POSITIONS				
8150 Class/Unclass Positions	205	205	0	-
AUTHORIZED FTE				
8250 Class/Unclass FTE Positions	203.50	203.50	0	-

Description	Governor's Budget (Y-01) 2023-25 Base Budget	Leg. Adopted Budget (Z-01) 2023-25 Base Budget	Column 2 minus Column 1	% Change from Column 1 to Column 2
	Column 1	Column 2		
BEGINNING BALANCE				
0025 Beginning Balance				
3400 Other Funds Ltd	(3,049,486)	(3,049,486)	0	-
REVENUE CATEGORIES				
GENERAL FUND APPROPRIATION				
0050 General Fund Appropriation				
8000 General Fund	490,368	490,368	0	-
TAXES				
0125 Workers Comp Insurance Taxes				
3400 Other Funds Ltd	381,400	381,400	0	-
FEDERAL FUNDS REVENUE				
0995 Federal Funds				
6400 Federal Funds Ltd	381,400	381,400	0	-
TRANSFERS IN				
1010 Transfer In - Intrafund				
3200 Other Funds Non-Ltd	3,605,299	3,605,299	0	-
3400 Other Funds Ltd	62,167,388	61,831,129	(336,259)	-0.54%
All Funds	65,772,687	65,436,428	(336,259)	-0.51%
TOTAL REVENUES				
8000 General Fund	490,368	490,368	0	-
3200 Other Funds Non-Ltd	3,605,299	3,605,299	0	-
3400 Other Funds Ltd	62,548,788	62,212,529	(336,259)	-0.54%
6400 Federal Funds Ltd	381,400	381,400	0	-
TOTAL REVENUES	**$67,025,855**	**$66,689,596**	**($336,259)**	**-0.50%**

Description	Governor's Budget (Y-01) 2023-25 Base Budget	Leg. Adopted Budget (Z-01) 2023-25 Base Budget	Column 2 minus Column 1	% Change from Column 1 to Column 2
	Column 1	Column 2		
TRANSFERS OUT				
2121 Tsfr To Governor, Office of the				
3400 Other Funds Ltd	(427,000)	(427,000)	0	-
AVAILABLE REVENUES				
8000 General Fund	490,368	490,368	0	-
3200 Other Funds Non-Ltd	3,605,299	3,605,299	0	-
3400 Other Funds Ltd	59,072,302	58,736,043	(336,259)	-0.57%
6400 Federal Funds Ltd	381,400	381,400	0	-
TOTAL AVAILABLE REVENUES	**$63,549,369**	**$63,213,110**	**($336,259)**	**-0.53%**
EXPENDITURES				
PERSONAL SERVICES				
SALARIES & WAGES				
3110 Class/Unclass Sal. and Per Diem				
8000 General Fund	315,072	315,072	0	-
3400 Other Funds Ltd	29,928,120	29,928,120	0	-
6400 Federal Funds Ltd	195,504	195,504	0	-
All Funds	30,438,696	30,438,696	0	-
3160 Temporary Appointments				
3400 Other Funds Ltd	67,770	67,770	0	-
3170 Overtime Payments				
3400 Other Funds Ltd	117,768	117,768	0	-
3190 All Other Differential				
3400 Other Funds Ltd	72,210	72,210	0	-
TOTAL SALARIES & WAGES				

Description	Governor's Budget (Y-01) 2023-25 Base Budget	Leg. Adopted Budget (Z-01) 2023-25 Base Budget	Column 2 minus Column 1	% Change from Column 1 to Column 2
	Column 1	Column 2		
8000 General Fund	315,072	315,072	0	-
3400 Other Funds Ltd	30,185,868	30,185,868	0	-
6400 Federal Funds Ltd	195,504	195,504	0	-
TOTAL SALARIES & WAGES	**$30,696,444**	**$30,696,444**	**0**	**-**
OTHER PAYROLL EXPENSES				
3210 Empl. Rel. Bd. Assessments				
8000 General Fund	106	106	0	-
3400 Other Funds Ltd	8,612	8,612	0	-
6400 Federal Funds Ltd	106	106	0	-
All Funds	8,824	8,824	0	-
3220 Public Employees' Retire Cont				
8000 General Fund	56,461	56,461	0	-
3400 Other Funds Ltd	5,397,180	5,397,180	0	-
6400 Federal Funds Ltd	35,034	35,034	0	-
All Funds	5,488,675	5,488,675	0	-
3221 Pension Obligation Bond				
3400 Other Funds Ltd	1,579,625	1,579,625	0	-
6400 Federal Funds Ltd	11,461	11,461	0	-
All Funds	1,591,086	1,591,086	0	-
3230 Social Security Taxes				
8000 General Fund	24,103	24,103	0	-
3400 Other Funds Ltd	2,283,109	2,283,109	0	-
6400 Federal Funds Ltd	14,956	14,956	0	-
All Funds	2,322,168	2,322,168	0	-

Description	Governor's Budget (Y-01) 2023-25 Base Budget	Leg. Adopted Budget (Z-01) 2023-25 Base Budget	Column 2 minus Column 1	% Change from Column 1 to Column 2
	Column 1	Column 2		
3240 Unemployment Assessments				
3400 Other Funds Ltd	11,280	11,280	0	-
3241 Paid Family Medical Leave Insurance				
8000 General Fund	1,260	1,260	0	-
3400 Other Funds Ltd	117,783	117,783	0	-
6400 Federal Funds Ltd	782	782	0	-
All Funds	119,825	119,825	0	-
3250 Worker's Comp. Assess. (WCD)				
8000 General Fund	92	92	0	-
3400 Other Funds Ltd	7,475	7,475	0	-
6400 Federal Funds Ltd	92	92	0	-
All Funds	7,659	7,659	0	-
3260 Mass Transit Tax				
3400 Other Funds Ltd	164,014	164,014	0	-
3270 Flexible Benefits				
8000 General Fund	79,200	79,200	0	-
3400 Other Funds Ltd	6,435,000	6,435,000	0	-
6400 Federal Funds Ltd	79,200	79,200	0	-
All Funds	6,593,400	6,593,400	0	-
TOTAL OTHER PAYROLL EXPENSES				
8000 General Fund	161,222	161,222	0	-
3400 Other Funds Ltd	16,004,078	16,004,078	0	-
6400 Federal Funds Ltd	141,631	141,631	0	-
TOTAL OTHER PAYROLL EXPENSES	**$16,306,931**	**$16,306,931**	**0**	**-**

Description	Governor's Budget (Y-01) 2023-25 Base Budget	Leg. Adopted Budget (Z-01) 2023-25 Base Budget	Column 2 minus Column 1	% Change from Column 1 to Column 2
	Column 1	Column 2		
P.S. BUDGET ADJUSTMENTS				
3455 Vacancy Savings				
3400 Other Funds Ltd	(259,985)	(259,985)	0	-
TOTAL PERSONAL SERVICES				
8000 General Fund	476,294	476,294	0	-
3400 Other Funds Ltd	45,929,961	45,929,961	0	-
6400 Federal Funds Ltd	337,135	337,135	0	-
TOTAL PERSONAL SERVICES	**$46,743,390**	**$46,743,390**	**0**	**-**
SERVICES & SUPPLIES				
4100 Instate Travel				
8000 General Fund	16	16	0	-
3400 Other Funds Ltd	40,846	40,846	0	-
All Funds	40,862	40,862	0	-
4125 Out of State Travel				
8000 General Fund	20	20	0	-
3400 Other Funds Ltd	3,756	3,756	0	-
6400 Federal Funds Ltd	219	219	0	-
All Funds	3,995	3,995	0	-
4150 Employee Training				
8000 General Fund	475	475	0	-
3400 Other Funds Ltd	78,225	78,225	0	-
6400 Federal Funds Ltd	1,330	1,330	0	-
All Funds	80,030	80,030	0	-
4175 Office Expenses				

Description	Governor's Budget (Y-01) 2023-25 Base Budget	Leg. Adopted Budget (Z-01) 2023-25 Base Budget	Column 2 minus Column 1	% Change from Column 1 to Column 2
	Column 1	Column 2		
8000 General Fund	407	407	0	-
3400 Other Funds Ltd	216,702	216,702	0	-
6400 Federal Funds Ltd	2,421	2,421	0	-
All Funds	219,530	219,530	0	-
4200 Telecommunications				
8000 General Fund	935	935	0	-
3400 Other Funds Ltd	951,263	951,263	0	-
6400 Federal Funds Ltd	1,133	1,133	0	-
All Funds	953,331	953,331	0	-
4225 State Gov. Service Charges				
3400 Other Funds Ltd	1,460,012	1,460,012	0	-
4250 Data Processing				
8000 General Fund	3,146	3,146	0	-
3400 Other Funds Ltd	2,116,530	2,116,530	0	-
All Funds	2,119,676	2,119,676	0	-
4275 Publicity and Publications				
3400 Other Funds Ltd	12,442	12,442	0	-
4300 Professional Services				
3400 Other Funds Ltd	565,553	565,553	0	-
6400 Federal Funds Ltd	879	879	0	-
All Funds	566,432	566,432	0	-
4315 IT Professional Services				
3400 Other Funds Ltd	301,990	301,990	0	-
4325 Attorney General				

Description	Governor's Budget (Y-01) 2023-25 Base Budget	Leg. Adopted Budget (Z-01) 2023-25 Base Budget	Column 2 minus Column 1	% Change from Column 1 to Column 2
	Column 1	Column 2		
3400 Other Funds Ltd	15,091	15,091	0	-
4375 Employee Recruitment and Develop				
3400 Other Funds Ltd	7,703	7,703	0	-
4400 Dues and Subscriptions				
8000 General Fund	3	3	0	-
3400 Other Funds Ltd	67,728	67,728	0	-
6400 Federal Funds Ltd	17	17	0	-
All Funds	67,748	67,748	0	-
4425 Facilities Rental and Taxes				
8000 General Fund	6,975	6,975	0	-
3400 Other Funds Ltd	1,407,986	1,407,986	0	-
6400 Federal Funds Ltd	15,491	15,491	0	-
All Funds	1,430,452	1,430,452	0	-
4450 Fuels and Utilities				
3400 Other Funds Ltd	297	297	0	-
4475 Facilities Maintenance				
3400 Other Funds Ltd	8,746	8,746	0	-
4575 Agency Program Related S and S				
3400 Other Funds Ltd	568	568	0	-
4600 Intra-agency Charges				
3200 Other Funds Non-Ltd	3,221,299	3,221,299	0	-
3400 Other Funds Ltd	418	418	0	-
All Funds	3,221,717	3,221,717	0	-
4650 Other Services and Supplies				

Description	Governor's Budget (Y-01) 2023-25 Base Budget	Leg. Adopted Budget (Z-01) 2023-25 Base Budget	Column 2 minus Column 1	% Change from Column 1 to Column 2
	Column 1	Column 2		
3200 Other Funds Non-Ltd	384,000	384,000	0	-
3400 Other Funds Ltd	376,069	376,069	0	-
6400 Federal Funds Ltd	6	6	0	-
All Funds	760,075	760,075	0	-
4700 Expendable Prop 250 - 5000				
3400 Other Funds Ltd	27,383	27,383	0	-
4715 IT Expendable Property				
8000 General Fund	2,097	2,097	0	-
3400 Other Funds Ltd	259,384	259,384	0	-
6400 Federal Funds Ltd	91	91	0	-
All Funds	261,572	261,572	0	-
TOTAL SERVICES & SUPPLIES				
8000 General Fund	14,074	14,074	0	-
3200 Other Funds Non-Ltd	3,605,299	3,605,299	0	-
3400 Other Funds Ltd	7,918,692	7,918,692	0	-
6400 Federal Funds Ltd	21,587	21,587	0	-
TOTAL SERVICES & SUPPLIES	**$11,559,652**	**$11,559,652**	**0**	**-**
CAPITAL OUTLAY				
5200 Technical Equipment				
3400 Other Funds Ltd	141,477	141,477	0	-
5600 Data Processing Hardware				
3400 Other Funds Ltd	241,737	241,737	0	-
TOTAL CAPITAL OUTLAY				
3400 Other Funds Ltd	383,214	383,214	0	-

Version / Column Comparison Report - Detail
2023-25 Biennium
Central Services Division

Cross Reference Number:44000-017-00-00-00000

Description	Governor's Budget (Y-01) 2023-25 Base Budget	Leg. Adopted Budget (Z-01) 2023-25 Base Budget	Column 2 minus Column 1	% Change from Column 1 to Column 2
	Column 1	Column 2		
TOTAL EXPENDITURES				
8000 General Fund	490,368	490,368	0	-
3200 Other Funds Non-Ltd	3,605,299	3,605,299	0	-
3400 Other Funds Ltd	54,231,867	54,231,867	0	-
6400 Federal Funds Ltd	358,722	358,722	0	-
TOTAL EXPENDITURES	**$58,686,256**	**$58,686,256**	**0**	**-**
ENDING BALANCE				
3400 Other Funds Ltd	4,840,435	4,504,176	(336,259)	-6.95%
6400 Federal Funds Ltd	22,678	22,678	0	-
TOTAL ENDING BALANCE	**$4,863,113**	**$4,526,854**	**($336,259)**	**-6.91%**
AUTHORIZED POSITIONS				
8150 Class/Unclass Positions	167	167	0	-
AUTHORIZED FTE				
8250 Class/Unclass FTE Positions	166.50	166.50	0	-

Description	Governor's Budget (Y-01) 2023-25 Base Budget	Leg. Adopted Budget (Z-01) 2023-25 Base Budget	Column 2 minus Column 1	% Change from Column 1 to Column 2
	Column 1	Column 2		
BEGINNING BALANCE				
0025 Beginning Balance				
3200 Other Funds Non-Ltd	1,351,750	1,351,750	0	-
3400 Other Funds Ltd	114,070,874	114,070,874	0	-
All Funds	115,422,624	115,422,624	0	-
0030 Beginning Balance Adjustment				
3200 Other Funds Non-Ltd	(1,003)	(1,003)	0	-
3400 Other Funds Ltd	83,396,337	83,396,337	0	-
All Funds	83,395,334	83,395,334	0	-
TOTAL BEGINNING BALANCE				
3200 Other Funds Non-Ltd	1,350,747	1,350,747	0	-
3400 Other Funds Ltd	197,467,211	197,467,211	0	-
TOTAL BEGINNING BALANCE	**$198,817,958**	**$198,817,958**	**0**	**-**
REVENUE CATEGORIES				
GENERAL FUND APPROPRIATION				
0050 General Fund Appropriation				
8000 General Fund	2,243,048	2,243,048	0	-
TAXES				
0125 Workers Comp Insurance Taxes				
3400 Other Funds Ltd	86,017	149,024	63,007	73.25%
0150 Insurance Taxes				
3400 Other Funds Ltd	656,911,635	644,334,266	(12,577,369)	-1.91%
8800 General Fund Revenue	135,420,258	144,102,008	8,681,750	6.41%
All Funds	792,331,893	788,436,274	(3,895,619)	-0.49%

Description	Governor's Budget (Y-01) 2023-25 Base Budget	Leg. Adopted Budget (Z-01) 2023-25 Base Budget	Column 2 minus Column 1	% Change from Column 1 to Column 2
	Column 1	Column 2		
TOTAL TAXES				
3400 Other Funds Ltd	656,997,652	644,483,290	(12,514,362)	-1.90%
8800 General Fund Revenue	135,420,258	144,102,008	8,681,750	6.41%
TOTAL TAXES	**$792,417,910**	**$788,585,298**	**($3,832,612)**	**-0.48%**
LICENSES AND FEES				
0205 Business Lic and Fees				
3400 Other Funds Ltd	74,896,889	75,265,364	368,475	0.49%
8800 General Fund Revenue	28,285,705	31,760,538	3,474,833	12.28%
All Funds	103,182,594	107,025,902	3,843,308	3.72%
0250 Fire Marshal Fees				
3400 Other Funds Ltd	38,217,069	40,605,352	2,388,283	6.25%
TOTAL LICENSES AND FEES				
3400 Other Funds Ltd	113,113,958	115,870,716	2,756,758	2.44%
8800 General Fund Revenue	28,285,705	31,760,538	3,474,833	12.28%
TOTAL LICENSES AND FEES	**$141,399,663**	**$147,631,254**	**$6,231,591**	**4.41%**
CHARGES FOR SERVICES				
0410 Charges for Services				
3400 Other Funds Ltd	1,810,635	1,645,423	(165,212)	-9.12%
FINES, RENTS AND ROYALTIES				
0505 Fines and Forfeitures				
3400 Other Funds Ltd	259,231	263,073	3,842	1.48%
8800 General Fund Revenue	3,733,216	1,176,024	(2,557,192)	-68.50%
All Funds	3,992,447	1,439,097	(2,553,350)	-63.95%
INTEREST EARNINGS				

Description	Governor's Budget (Y-01) 2023-25 Base Budget	Leg. Adopted Budget (Z-01) 2023-25 Base Budget	Column 2 minus Column 1	% Change from Column 1 to Column 2
	Column 1	Column 2		
0605 Interest Income				
3200 Other Funds Non-Ltd	69,579	119,713	50,134	72.05%
3400 Other Funds Ltd	1,078,509	860,209	(218,300)	-20.24%
8800 General Fund Revenue	243,940	331,272	87,332	35.80%
All Funds	1,392,028	1,311,194	(80,834)	-5.81%
OTHER				
0975 Other Revenues				
3200 Other Funds Non-Ltd	68,510	68,510	0	-
3400 Other Funds Ltd	455,332	457,245	1,913	0.42%
All Funds	523,842	525,755	1,913	0.37%
TOTAL REVENUES				
8000 General Fund	2,243,048	2,243,048	0	-
3200 Other Funds Non-Ltd	138,089	188,223	50,134	36.31%
3400 Other Funds Ltd	773,715,317	763,579,956	(10,135,361)	-1.31%
8800 General Fund Revenue	167,683,119	177,369,842	9,686,723	5.78%
TOTAL REVENUES	**$943,779,573**	**$943,381,069**	**($398,504)**	**-0.04%**
TRANSFERS OUT				
2010 Transfer Out - Intrafund				
3400 Other Funds Ltd	(14,698,234)	(14,910,575)	(212,341)	-1.44%
2060 Transfer to General Fund				
8800 General Fund Revenue	(167,683,119)	(177,369,842)	(9,686,723)	-5.78%
2260 Tsfr to State Flre Marshal, Dept of				
3400 Other Funds Ltd	(37,706,567)	(40,387,232)	(2,680,665)	-7.11%
2443 Tsfr To Oregon Health Authority				

Description	Governor's Budget (Y-01) 2023-25 Base Budget	Leg. Adopted Budget (Z-01) 2023-25 Base Budget	Column 2 minus Column 1	% Change from Column 1 to Column 2
	Column 1	Column 2		
3400 Other Funds Ltd	(549,421,635)	(549,421,635)	0	-
TOTAL TRANSFERS OUT				
3400 Other Funds Ltd	(601,826,436)	(604,719,442)	(2,893,006)	-0.48%
8800 General Fund Revenue	(167,683,119)	(177,369,842)	(9,686,723)	-5.78%
TOTAL TRANSFERS OUT	**($769,509,555)**	**($782,089,284)**	**($12,579,729)**	**-1.63%**
AVAILABLE REVENUES				
8000 General Fund	2,243,048	2,243,048	0	-
3200 Other Funds Non-Ltd	1,488,836	1,538,970	50,134	3.37%
3400 Other Funds Ltd	369,356,092	356,327,725	(13,028,367)	-3.53%
TOTAL AVAILABLE REVENUES	**$373,087,976**	**$360,109,743**	**($12,978,233)**	**-3.48%**
EXPENDITURES				
PERSONAL SERVICES				
SALARIES & WAGES				
3110 Class/Unclass Sal. and Per Diem				
8000 General Fund	977,184	977,184	0	-
3400 Other Funds Ltd	32,665,632	32,665,632	0	-
All Funds	33,642,816	33,642,816	0	-
3190 All Other Differential				
3400 Other Funds Ltd	1,079,931	1,079,931	0	-
TOTAL SALARIES & WAGES				
8000 General Fund	977,184	977,184	0	-
3400 Other Funds Ltd	33,745,563	33,745,563	0	-
TOTAL SALARIES & WAGES	**$34,722,747**	**$34,722,747**	**0**	**-**
OTHER PAYROLL EXPENSES				

Description	Governor's Budget (Y-01) 2023-25 Base Budget	Leg. Adopted Budget (Z-01) 2023-25 Base Budget	Column 2 minus Column 1	% Change from Column 1 to Column 2
	Column 1	Column 2		
3210 Empl. Rel. Bd. Assessments				
8000 General Fund	318	318	0	-
3400 Other Funds Ltd	9,487	9,487	0	-
All Funds	9,805	9,805	0	-
3220 Public Employees' Retire Cont				
8000 General Fund	175,111	175,111	0	-
3400 Other Funds Ltd	6,047,223	6,047,223	0	-
All Funds	6,222,334	6,222,334	0	-
3221 Pension Obligation Bond				
3400 Other Funds Ltd	1,722,824	1,722,824	0	-
3230 Social Security Taxes				
8000 General Fund	74,756	74,756	0	-
3400 Other Funds Ltd	2,577,381	2,577,381	0	-
All Funds	2,652,137	2,652,137	0	-
3241 Paid Family Medical Leave Insurance				
8000 General Fund	3,910	3,910	0	-
3400 Other Funds Ltd	134,447	134,447	0	-
All Funds	138,357	138,357	0	-
3250 Worker's Comp. Assess. (WCD)				
8000 General Fund	276	276	0	-
3400 Other Funds Ltd	8,234	8,234	0	-
All Funds	8,510	8,510	0	-
3260 Mass Transit Tax				
3400 Other Funds Ltd	178,467	178,467	0	-

Description	Governor's Budget (Y-01) 2023-25 Base Budget	Leg. Adopted Budget (Z-01) 2023-25 Base Budget	Column 2 minus Column 1	% Change from Column 1 to Column 2
	Column 1	Column 2		
3270 Flexible Benefits				
8000 General Fund	237,600	237,600	0	-
3400 Other Funds Ltd	7,088,400	7,088,400	0	-
All Funds	7,326,000	7,326,000	0	-
TOTAL OTHER PAYROLL EXPENSES				
8000 General Fund	491,971	491,971	0	-
3400 Other Funds Ltd	17,766,463	17,766,463	0	-
TOTAL OTHER PAYROLL EXPENSES	**$18,258,434**	**$18,258,434**	**0**	**-**
P.S. BUDGET ADJUSTMENTS				
3455 Vacancy Savings				
3400 Other Funds Ltd	(207,988)	(207,988)	0	-
TOTAL PERSONAL SERVICES				
8000 General Fund	1,469,155	1,469,155	0	-
3400 Other Funds Ltd	51,304,038	51,304,038	0	-
TOTAL PERSONAL SERVICES	**$52,773,193**	**$52,773,193**	**0**	**-**
SERVICES & SUPPLIES				
4100 Instate Travel				
8000 General Fund	7,267	7,267	0	-
3400 Other Funds Ltd	622,184	622,184	0	-
All Funds	629,451	629,451	0	-
4125 Out of State Travel				
3400 Other Funds Ltd	211,622	211,622	0	-
4150 Employee Training				
8000 General Fund	6,979	6,979	0	-

Description	Governor's Budget (Y-01) 2023-25 Base Budget	Leg. Adopted Budget (Z-01) 2023-25 Base Budget	Column 2 minus Column 1	% Change from Column 1 to Column 2
	Column 1	Column 2		
3400 Other Funds Ltd	290,909	290,909	0	-
All Funds	297,888	297,888	0	-
4175 Office Expenses				
8000 General Fund	9,990	9,990	0	-
3400 Other Funds Ltd	206,463	206,463	0	-
All Funds	216,453	216,453	0	-
4200 Telecommunications				
8000 General Fund	10,848	10,848	0	-
3400 Other Funds Ltd	537,408	537,408	0	-
All Funds	548,256	548,256	0	-
4225 State Gov. Service Charges				
3400 Other Funds Ltd	1,638,385	1,638,385	0	-
4250 Data Processing				
8000 General Fund	13,774	13,774	0	-
3400 Other Funds Ltd	701,338	701,338	0	-
All Funds	715,112	715,112	0	-
4275 Publicity and Publications				
8000 General Fund	5,000	5,000	0	-
3400 Other Funds Ltd	187,208	187,208	0	-
All Funds	192,208	192,208	0	-
4300 Professional Services				
3400 Other Funds Ltd	761,936	761,936	0	-
6400 Federal Funds Ltd	30,291	30,291	0	-
All Funds	792,227	792,227	0	-

Description	Governor's Budget (Y-01) 2023-25 Base Budget	Leg. Adopted Budget (Z-01) 2023-25 Base Budget	Column 2 minus Column 1	% Change from Column 1 to Column 2
	Column 1	Column 2		
4315 IT Professional Services				
8000 General Fund	475,200	475,200	0	-
3400 Other Funds Ltd	642,162	642,162	0	-
All Funds	1,117,362	1,117,362	0	-
4325 Attorney General				
8000 General Fund	173,520	173,520	0	-
3400 Other Funds Ltd	1,434,222	1,434,222	0	-
All Funds	1,607,742	1,607,742	0	-
4375 Employee Recruitment and Develop				
3400 Other Funds Ltd	24,140	24,140	0	-
4400 Dues and Subscriptions				
3400 Other Funds Ltd	171,369	171,369	0	-
4425 Facilities Rental and Taxes				
8000 General Fund	41,850	41,850	0	-
3400 Other Funds Ltd	1,427,064	1,427,064	0	-
All Funds	1,468,914	1,468,914	0	-
4475 Facilities Maintenance				
3400 Other Funds Ltd	6,392	6,392	0	-
4575 Agency Program Related S and S				
3400 Other Funds Ltd	3,560	3,560	0	-
4650 Other Services and Supplies				
3400 Other Funds Ltd	71,061	71,061	0	-
4700 Expendable Prop 250 - 5000				
3400 Other Funds Ltd	60,700	60,700	0	-

Description	Governor's Budget (Y-01) 2023-25 Base Budget	Leg. Adopted Budget (Z-01) 2023-25 Base Budget	Column 2 minus Column 1	% Change from Column 1 to Column 2
	Column 1	Column 2		
4715 IT Expendable Property				
8000 General Fund	29,465	29,465	0	-
3400 Other Funds Ltd	217,509	217,509	0	-
All Funds	246,974	246,974	0	-
TOTAL SERVICES & SUPPLIES				
8000 General Fund	773,893	773,893	0	-
3400 Other Funds Ltd	9,215,632	9,215,632	0	-
6400 Federal Funds Ltd	30,291	30,291	0	-
TOTAL SERVICES & SUPPLIES	**$10,019,816**	**$10,019,816**	**0**	**-**
SPECIAL PAYMENTS				
6030 Dist to Non-Gov Units				
3200 Other Funds Non-Ltd	694,911	694,911	0	-
3400 Other Funds Ltd	105,188,417	105,188,417	0	-
6400 Federal Funds Ltd	104,411,583	104,411,583	0	-
All Funds	210,294,911	210,294,911	0	-
TOTAL EXPENDITURES				
8000 General Fund	2,243,048	2,243,048	0	-
3200 Other Funds Non-Ltd	694,911	694,911	0	-
3400 Other Funds Ltd	165,708,087	165,708,087	0	-
6400 Federal Funds Ltd	104,441,874	104,441,874	0	-
TOTAL EXPENDITURES	**$273,087,920**	**$273,087,920**	**0**	**-**
ENDING BALANCE				
3200 Other Funds Non-Ltd	793,925	844,059	50,134	6.31%
3400 Other Funds Ltd	203,648,005	190,619,638	(13,028,367)	-6.40%

Description	Governor's Budget (Y-01) 2023-25 Base Budget	Leg. Adopted Budget (Z-01) 2023-25 Base Budget	Column 2 minus Column 1	% Change from Column 1 to Column 2
	Column 1	Column 2		
6400 Federal Funds Ltd	(104,441,874)	(104,441,874)	0	-
TOTAL ENDING BALANCE	**$100,000,056**	**$87,021,823**	**($12,978,233)**	**-12.98%**
AUTHORIZED POSITIONS				
8150 Class/Unclass Positions	185	185	0	-
AUTHORIZED FTE				
8250 Class/Unclass FTE Positions	185.00	185.00	0	-

Description	Governor's Budget (Y-01) 2023-25 Base Budget	Leg. Adopted Budget (Z-01) 2023-25 Base Budget	Column 2 minus Column 1	% Change from Column 1 to Column 2
	Column 1	Column 2		
BEGINNING BALANCE				
0025 Beginning Balance				
3400 Other Funds Ltd	50,413,569	50,413,569	0	-
0030 Beginning Balance Adjustment				
3400 Other Funds Ltd	7,538,201	7,538,201	0	-
TOTAL BEGINNING BALANCE				
3400 Other Funds Ltd	57,951,770	57,951,770	0	-
REVENUE CATEGORIES				
GENERAL FUND APPROPRIATION				
0050 General Fund Appropriation				
8000 General Fund	10,703,917	10,703,917	0	-
LICENSES AND FEES				
0205 Business Lic and Fees				
3400 Other Funds Ltd	43,757,418	43,757,418	0	-
CHARGES FOR SERVICES				
0410 Charges for Services				
3400 Other Funds Ltd	230,294	230,294	0	-
FINES, RENTS AND ROYALTIES				
0505 Fines and Forfeitures				
3400 Other Funds Ltd	424,265	424,265	0	-
INTEREST EARNINGS				
0605 Interest Income				
3400 Other Funds Ltd	1,313,941	1,028,922	(285,019)	-21.69%
OTHER				

Description	Governor's Budget (Y-01) 2023-25 Base Budget	Leg. Adopted Budget (Z-01) 2023-25 Base Budget	Column 2 minus Column 1	% Change from Column 1 to Column 2
	Column 1	Column 2		
0975 Other Revenues				
3400 Other Funds Ltd	73,503	73,503	0	-
FEDERAL FUNDS REVENUE				
0995 Federal Funds				
6400 Federal Funds Ltd	234,585	302,603	68,018	29.00%
TOTAL REVENUES				
8000 General Fund	10,703,917	10,703,917	0	-
3400 Other Funds Ltd	45,799,421	45,514,402	(285,019)	-0.62%
6400 Federal Funds Ltd	234,585	302,603	68,018	29.00%
TOTAL REVENUES	**$56,737,923**	**$56,520,922**	**($217,001)**	**-0.38%**
TRANSFERS OUT				
2010 Transfer Out - Intrafund				
3400 Other Funds Ltd	(10,725,117)	(10,422,874)	302,243	2.82%
2080 Transfer to Counties				
3400 Other Funds Ltd	(452,729)	(529,416)	(76,687)	-16.94%
TOTAL TRANSFERS OUT				
3400 Other Funds Ltd	(11,177,846)	(10,952,290)	225,556	2.02%
AVAILABLE REVENUES				
8000 General Fund	10,703,917	10,703,917	0	-
3400 Other Funds Ltd	92,573,345	92,513,882	(59,463)	-0.06%
6400 Federal Funds Ltd	234,585	302,603	68,018	29.00%
TOTAL AVAILABLE REVENUES	**$103,511,847**	**$103,520,402**	**$8,555**	**0.01%**
EXPENDITURES				
PERSONAL SERVICES				

Description	Governor's Budget (Y-01) 2023-25 Base Budget	Leg. Adopted Budget (Z-01) 2023-25 Base Budget	Column 2 minus Column 1	% Change from Column 1 to Column 2
	Column 1	Column 2		
SALARIES & WAGES				
3110 Class/Unclass Sal. and Per Diem				
8000 General Fund	183,120	183,120	0	-
3400 Other Funds Ltd	23,892,816	23,892,816	0	-
All Funds	24,075,936	24,075,936	0	-
3160 Temporary Appointments				
3400 Other Funds Ltd	184,498	184,498	0	-
3170 Overtime Payments				
3400 Other Funds Ltd	139,645	139,645	0	-
3190 All Other Differential				
3400 Other Funds Ltd	16,629	16,629	0	-
TOTAL SALARIES & WAGES				
8000 General Fund	183,120	183,120	0	-
3400 Other Funds Ltd	24,233,588	24,233,588	0	-
TOTAL SALARIES & WAGES	**$24,416,708**	**$24,416,708**	**0**	**-**
OTHER PAYROLL EXPENSES				
3210 Empl. Rel. Bd. Assessments				
8000 General Fund	53	53	0	-
3400 Other Funds Ltd	7,102	7,102	0	-
All Funds	7,155	7,155	0	-
3220 Public Employees' Retire Cont				
8000 General Fund	32,815	32,815	0	-
3400 Other Funds Ltd	4,303,528	4,303,528	0	-
All Funds	4,336,343	4,336,343	0	-

Description	Governor's Budget (Y-01) 2023-25 Base Budget	Leg. Adopted Budget (Z-01) 2023-25 Base Budget	Column 2 minus Column 1	% Change from Column 1 to Column 2
	Column 1	Column 2		
3221 Pension Obligation Bond				
3400 Other Funds Ltd	1,281,311	1,281,311	0	-
3230 Social Security Taxes				
8000 General Fund	14,009	14,009	0	-
3400 Other Funds Ltd	1,852,742	1,852,742	0	-
All Funds	1,866,751	1,866,751	0	-
3240 Unemployment Assessments				
3400 Other Funds Ltd	14,074	14,074	0	-
3241 Paid Family Medical Leave Insurance				
8000 General Fund	732	732	0	-
3400 Other Funds Ltd	95,660	95,660	0	-
All Funds	96,392	96,392	0	-
3250 Worker's Comp. Assess. (WCD)				
8000 General Fund	46	46	0	-
3400 Other Funds Ltd	6,164	6,164	0	-
All Funds	6,210	6,210	0	-
3260 Mass Transit Tax				
3400 Other Funds Ltd	133,793	133,793	0	-
3270 Flexible Benefits				
8000 General Fund	39,600	39,600	0	-
3400 Other Funds Ltd	5,306,400	5,306,400	0	-
All Funds	5,346,000	5,346,000	0	-
TOTAL OTHER PAYROLL EXPENSES				
8000 General Fund	87,255	87,255	0	-

Description	Governor's Budget (Y-01) 2023-25 Base Budget	Leg. Adopted Budget (Z-01) 2023-25 Base Budget	Column 2 minus Column 1	% Change from Column 1 to Column 2
	Column 1	Column 2		
3400 Other Funds Ltd	13,000,774	13,000,774	0	-
TOTAL OTHER PAYROLL EXPENSES	**$13,088,029**	**$13,088,029**	**0**	**-**
P.S. BUDGET ADJUSTMENTS				
3455 Vacancy Savings				
3400 Other Funds Ltd	(381,311)	(381,311)	0	-
TOTAL PERSONAL SERVICES				
8000 General Fund	270,375	270,375	0	-
3400 Other Funds Ltd	36,853,051	36,853,051	0	-
TOTAL PERSONAL SERVICES	**$37,123,426**	**$37,123,426**	**0**	**-**
SERVICES & SUPPLIES				
4100 Instate Travel				
3400 Other Funds Ltd	637,079	637,079	0	-
6400 Federal Funds Ltd	8,403	8,403	0	-
All Funds	645,482	645,482	0	-
4125 Out of State Travel				
3400 Other Funds Ltd	15,241	15,241	0	-
6400 Federal Funds Ltd	27	27	0	-
All Funds	15,268	15,268	0	-
4150 Employee Training				
3400 Other Funds Ltd	157,704	157,704	0	-
6400 Federal Funds Ltd	164	164	0	-
All Funds	157,868	157,868	0	-
4175 Office Expenses				
3400 Other Funds Ltd	555,285	555,285	0	-

Description	Governor's Budget (Y-01) 2023-25 Base Budget	Leg. Adopted Budget (Z-01) 2023-25 Base Budget	Column 2 minus Column 1	% Change from Column 1 to Column 2
	Column 1	Column 2		
6400 Federal Funds Ltd	2,426	2,426	0	-
All Funds	557,711	557,711	0	-
4200 Telecommunications				
3400 Other Funds Ltd	655,281	655,281	0	-
6400 Federal Funds Ltd	2,069	2,069	0	-
All Funds	657,350	657,350	0	-
4225 State Gov. Service Charges				
3400 Other Funds Ltd	1,140,662	1,140,662	0	-
6400 Federal Funds Ltd	2,469	2,469	0	-
All Funds	1,143,131	1,143,131	0	-
4250 Data Processing				
3400 Other Funds Ltd	2,559,764	2,559,764	0	-
4275 Publicity and Publications				
3400 Other Funds Ltd	147,406	147,406	0	-
6400 Federal Funds Ltd	87	87	0	-
All Funds	147,493	147,493	0	-
4300 Professional Services				
8000 General Fund	433,542	433,542	0	-
3400 Other Funds Ltd	928,006	928,006	0	-
6400 Federal Funds Ltd	516	516	0	-
All Funds	1,362,064	1,362,064	0	-
4315 IT Professional Services				
3400 Other Funds Ltd	177,557	177,557	0	-
4325 Attorney General				

Description	Governor's Budget (Y-01) 2023-25 Base Budget	Leg. Adopted Budget (Z-01) 2023-25 Base Budget	Column 2 minus Column 1	% Change from Column 1 to Column 2
	Column 1	Column 2		
3400 Other Funds Ltd	367,869	367,869	0	-
6400 Federal Funds Ltd	2,668	2,668	0	-
All Funds	370,537	370,537	0	-
4375 Employee Recruitment and Develop				
3400 Other Funds Ltd	17,745	17,745	0	-
4400 Dues and Subscriptions				
3400 Other Funds Ltd	21,029	21,029	0	-
4425 Facilities Rental and Taxes				
3400 Other Funds Ltd	812,776	812,776	0	-
6400 Federal Funds Ltd	6,078	6,078	0	-
All Funds	818,854	818,854	0	-
4450 Fuels and Utilities				
3400 Other Funds Ltd	19,202	19,202	0	-
4475 Facilities Maintenance				
3400 Other Funds Ltd	72,442	72,442	0	-
6400 Federal Funds Ltd	52	52	0	-
All Funds	72,494	72,494	0	-
4575 Agency Program Related S and S				
3400 Other Funds Ltd	163	163	0	-
4600 Intra-agency Charges				
3400 Other Funds Ltd	10,197	10,197	0	-
4650 Other Services and Supplies				
3400 Other Funds Ltd	980,676	980,676	0	-
6400 Federal Funds Ltd	1,200	1,200	0	-

Description	Governor's Budget (Y-01) 2023-25 Base Budget	Leg. Adopted Budget (Z-01) 2023-25 Base Budget	Column 2 minus Column 1	% Change from Column 1 to Column 2
	Column 1	Column 2		
All Funds	981,876	981,876	0	-
4700 Expendable Prop 250 - 5000				
3400 Other Funds Ltd	111,837	111,837	0	-
4715 IT Expendable Property				
3400 Other Funds Ltd	266,472	266,472	0	-
6400 Federal Funds Ltd	2,836	2,836	0	-
All Funds	269,308	269,308	0	-
TOTAL SERVICES & SUPPLIES				
8000 General Fund	433,542	433,542	0	-
3400 Other Funds Ltd	9,654,393	9,654,393	0	-
6400 Federal Funds Ltd	28,995	28,995	0	-
TOTAL SERVICES & SUPPLIES	**$10,116,930**	**$10,116,930**	**0**	**-**
CAPITAL OUTLAY				
5200 Technical Equipment				
3400 Other Funds Ltd	521,015	521,015	0	-
5550 Data Processing Software				
3400 Other Funds Ltd	126,402	126,402	0	-
TOTAL CAPITAL OUTLAY				
3400 Other Funds Ltd	647,417	647,417	0	-
SPECIAL PAYMENTS				
6020 Dist to Counties				
8000 General Fund	10,000,000	10,000,000	0	-
6025 Dist to Other Gov Unit				
3400 Other Funds Ltd	9,120	9,120	0	-

Description	Governor's Budget (Y-01) 2023-25 Base Budget	Leg. Adopted Budget (Z-01) 2023-25 Base Budget	Column 2 minus Column 1	% Change from Column 1 to Column 2
	Column 1	Column 2		
TOTAL SPECIAL PAYMENTS				
8000 General Fund	10,000,000	10,000,000	0	-
3400 Other Funds Ltd	9,120	9,120	0	-
TOTAL SPECIAL PAYMENTS	**$10,009,120**	**$10,009,120**	**0**	**-**
TOTAL EXPENDITURES				
8000 General Fund	10,703,917	10,703,917	0	-
3400 Other Funds Ltd	47,163,981	47,163,981	0	-
6400 Federal Funds Ltd	28,995	28,995	0	-
TOTAL EXPENDITURES	**$57,896,893**	**$57,896,893**	**0**	**-**
ENDING BALANCE				
3400 Other Funds Ltd	45,409,364	45,349,901	(59,463)	-0.13%
6400 Federal Funds Ltd	205,590	273,608	68,018	33.08%
TOTAL ENDING BALANCE	**$45,614,954**	**$45,623,509**	**$8,555**	**0.02%**
AUTHORIZED POSITIONS				
8150 Class/Unclass Positions	135	135	0	-
AUTHORIZED FTE				
8250 Class/Unclass FTE Positions	135.00	135.00	0	-

Description	Governor's Budget (Y-01)	Leg. Adopted Budget (Z-01)	Column 2 Minus Column 1	% Change from Column 1 to Column 2
	Column 1	Column 2		
EXPENDITURES				
PERSONAL SERVICES				
SALARIES & WAGES				
3160 Temporary Appointments				
3400 Other Funds Ltd	10,266	10,266	0	0.00%
3170 Overtime Payments				
3400 Other Funds Ltd	5,758	5,758	0	0.00%
3190 All Other Differential				
3400 Other Funds Ltd	12,640	12,640	0	0.00%
SALARIES & WAGES				
3400 Other Funds Ltd	28,664	28,664	0	0.00%
TOTAL SALARIES & WAGES	**$28,664**	**$28,664**	**$0**	**0.00%**
OTHER PAYROLL EXPENSES				
3220 Public Employees Retire Cont				
3400 Other Funds Ltd	3,297	3,297	0	0.00%
3221 Pension Obligation Bond				
3400 Other Funds Ltd	(158,605)	(158,605)	0	0.00%
6400 Federal Funds Ltd	(23,386)	(23,386)	0	0.00%
All Funds	(181,991)	(181,991)	0	0.00%

Description	Governor's Budget (Y-01)	Leg. Adopted Budget (Z-01)	Column 2 Minus Column 1	% Change from Column 1 to Column 2
	Column 1	Column 2		
3230 Social Security Taxes				
3400 Other Funds Ltd	2,193	2,193	0	0.00%
3241 Paid Family Medical Leave Insurance				
3400 Other Funds Ltd	74	74	0	0.00%
3260 Mass Transit Tax				
3400 Other Funds Ltd	21,382	21,382	0	0.00%
OTHER PAYROLL EXPENSES				
3400 Other Funds Ltd	(131,659)	(131,659)	0	0.00%
6400 Federal Funds Ltd	(23,386)	(23,386)	0	0.00%
TOTAL OTHER PAYROLL EXPENSES	**($155,045)**	**($155,045)**	**$0**	**0.00%**
P.S. BUDGET ADJUSTMENTS				
3455 Vacancy Savings				
3400 Other Funds Ltd	(398,658)	(398,658)	0	0.00%
6400 Federal Funds Ltd	(130,668)	(130,668)	0	0.00%
All Funds	(529,326)	(529,326)	0	0.00%
P.S. BUDGET ADJUSTMENTS				
3400 Other Funds Ltd	(398,658)	(398,658)	0	0.00%
6400 Federal Funds Ltd	(130,668)	(130,668)	0	0.00%
TOTAL P.S. BUDGET ADJUSTMENTS	**($529,326)**	**($529,326)**	**$0**	**0.00%**

Description	Governor's Budget (Y-01)	Leg. Adopted Budget (Z-01)	Column 2 Minus Column 1	% Change from Column 1 to Column 2
	Column 1	Column 2		
PERSONAL SERVICES				
3400 Other Funds Ltd	(501,653)	(501,653)	0	0.00%
6400 Federal Funds Ltd	(154,054)	(154,054)	0	0.00%
TOTAL PERSONAL SERVICES	**($655,707)**	**($655,707)**	**$0**	**0.00%**
EXPENDITURES				
3400 Other Funds Ltd	(501,653)	(501,653)	0	0.00%
6400 Federal Funds Ltd	(154,054)	(154,054)	0	0.00%
TOTAL EXPENDITURES	**($655,707)**	**($655,707)**	**$0**	**0.00%**
ENDING BALANCE				
3400 Other Funds Ltd	501,653	501,653	0	0.00%
6400 Federal Funds Ltd	154,054	154,054	0	0.00%
TOTAL ENDING BALANCE	**$655,707**	**$655,707**	**$0**	**0.00%**

Description	Governor's Budget (Y-01) Column 1	Leg. Adopted Budget (Z-01) Column 2	Column 2 Minus Column 1	% Change from Column 1 to Column 2
EXPENDITURES				
SERVICES & SUPPLIES				
4650 Other Services and Supplies				
6400 Federal Funds Ltd	312,600	312,600	0	0.00%
SERVICES & SUPPLIES				
6400 Federal Funds Ltd	312,600	312,600	0	0.00%
TOTAL SERVICES & SUPPLIES	**$312,600**	**$312,600**	**$0**	**0.00%**
EXPENDITURES				
6400 Federal Funds Ltd	312,600	312,600	0	0.00%
TOTAL EXPENDITURES	**$312,600**	**$312,600**	**$0**	**0.00%**
ENDING BALANCE				
6400 Federal Funds Ltd	(312,600)	(312,600)	0	0.00%
TOTAL ENDING BALANCE	**($312,600)**	**($312,600)**	**$0**	**0.00%**

Description	Governor's Budget (Y-01)	Leg. Adopted Budget (Z-01)	Column 2 Minus Column 1	% Change from Column 1 to Column 2
	Column 1	Column 2		
EXPENDITURES				
SERVICES & SUPPLIES				
4650 Other Services and Supplies				
6400 Federal Funds Ltd	(2,900,000)	(2,900,000)	0	0.00%
SERVICES & SUPPLIES				
6400 Federal Funds Ltd	(2,900,000)	(2,900,000)	0	0.00%
TOTAL SERVICES & SUPPLIES	**($2,900,000)**	**($2,900,000)**	**$0**	**0.00%**
EXPENDITURES				
6400 Federal Funds Ltd	(2,900,000)	(2,900,000)	0	0.00%
TOTAL EXPENDITURES	**($2,900,000)**	**($2,900,000)**	**$0**	**0.00%**
ENDING BALANCE				
6400 Federal Funds Ltd	2,900,000	2,900,000	0	0.00%
TOTAL ENDING BALANCE	**$2,900,000**	**$2,900,000**	**$0**	**0.00%**

Description	Governor's Budget (Y-01)	Leg. Adopted Budget (Z-01)	Column 2 Minus Column 1	% Change from Column 1 to Column 2
	Column 1	Column 2		
EXPENDITURES				
SERVICES & SUPPLIES				
4100 Instate Travel				
3400 Other Funds Ltd	42,790	42,790	0	0.00%
4125 Out of State Travel				
3400 Other Funds Ltd	2,615	2,615	0	0.00%
4150 Employee Training				
3400 Other Funds Ltd	25,360	25,360	0	0.00%
4175 Office Expenses				
3400 Other Funds Ltd	66,414	66,414	0	0.00%
4200 Telecommunications				
3400 Other Funds Ltd	62,911	62,911	0	0.00%
4225 State Gov. Service Charges				
3400 Other Funds Ltd	955,970	955,970	0	0.00%
4250 Data Processing				
3400 Other Funds Ltd	80,122	80,122	0	0.00%
4275 Publicity and Publications				
3400 Other Funds Ltd	9,719	9,719	0	0.00%
4300 Professional Services				

Description	Governor's Budget (Y-01)	Leg. Adopted Budget (Z-01)	Column 2 Minus Column 1	% Change from Column 1 to Column 2
	Column 1	Column 2		
3400 Other Funds Ltd	140,541	140,541	0	0.00%
4315 IT Professional Services				
3400 Other Funds Ltd	17,238	17,238	0	0.00%
4325 Attorney General				
3400 Other Funds Ltd	493,705	493,705	0	0.00%
4375 Employee Recruitment and Develop				
3400 Other Funds Ltd	1,007	1,007	0	0.00%
4400 Dues and Subscriptions				
3400 Other Funds Ltd	5,389	5,389	0	0.00%
4425 Facilities Rental and Taxes				
3400 Other Funds Ltd	296,764	296,764	0	0.00%
4450 Fuels and Utilities				
3400 Other Funds Ltd	787	787	0	0.00%
4475 Facilities Maintenance				
3400 Other Funds Ltd	2,211	2,211	0	0.00%
4575 Agency Program Related S and S				
3400 Other Funds Ltd	6,215	6,215	0	0.00%
4600 Intra-agency Charges				
3400 Other Funds Ltd	18	18	0	0.00%

Description	Governor's Budget (Y-01)	Leg. Adopted Budget (Z-01)	Column 2 Minus Column 1	% Change from Column 1 to Column 2
	Column 1	Column 2		
4650 Other Services and Supplies				
3400 Other Funds Ltd	15,418	15,418	0	0.00%
4700 Expendable Prop 250 - 5000				
3400 Other Funds Ltd	3,753	3,753	0	0.00%
4715 IT Expendable Property				
3400 Other Funds Ltd	13,998	13,998	0	0.00%
SERVICES & SUPPLIES				
3400 Other Funds Ltd	2,242,945	2,242,945	0	0.00%
TOTAL SERVICES & SUPPLIES	**$2,242,945**	**$2,242,945**	**$0**	**0.00%**
CAPITAL OUTLAY				
5200 Technical Equipment				
3400 Other Funds Ltd	6,689	6,689	0	0.00%
5600 Data Processing Hardware				
3400 Other Funds Ltd	1,323	1,323	0	0.00%
CAPITAL OUTLAY				
3400 Other Funds Ltd	8,012	8,012	0	0.00%
TOTAL CAPITAL OUTLAY	**$8,012**	**$8,012**	**$0**	**0.00%**
SPECIAL PAYMENTS				
6085 Other Special Payments				

Description	Governor's Budget (Y-01)	Leg. Adopted Budget (Z-01)	Column 2 Minus Column 1	% Change from Column 1 to Column 2
	Column 1	Column 2		
3400 Other Funds Ltd	25,059	25,059	0	0.00%
EXPENDITURES				
3400 Other Funds Ltd	2,276,016	2,276,016	0	0.00%
TOTAL EXPENDITURES	**$2,276,016**	**$2,276,016**	**$0**	**0.00%**
ENDING BALANCE				
3400 Other Funds Ltd	(2,276,016)	(2,276,016)	0	0.00%
TOTAL ENDING BALANCE	**($2,276,016)**	**($2,276,016)**	**$0**	**0.00%**

Description	Governor's Budget (Y-01)	Leg. Adopted Budget (Z-01)	Column 2 Minus Column 1	% Change from Column 1 to Column 2
	Column 1	Column 2		
EXPENDITURES				
SERVICES & SUPPLIES				
4425 Facilities Rental and Taxes				
3400 Other Funds Ltd	272,709	272,709	0	0.00%
SERVICES & SUPPLIES				
3400 Other Funds Ltd	272,709	272,709	0	0.00%
TOTAL SERVICES & SUPPLIES	**$272,709**	**$272,709**	**$0**	**0.00%**
EXPENDITURES				
3400 Other Funds Ltd	272,709	272,709	0	0.00%
TOTAL EXPENDITURES	**$272,709**	**$272,709**	**$0**	**0.00%**
ENDING BALANCE				
3400 Other Funds Ltd	(272,709)	(272,709)	0	0.00%
TOTAL ENDING BALANCE	**($272,709)**	**($272,709)**	**$0**	**0.00%**

Description	Governor's Budget (Y-01)	Leg. Adopted Budget (Z-01)	Column 2 Minus Column 1	% Change from Column 1 to Column 2
	Column 1	Column 2		
EXPENDITURES				
SERVICES & SUPPLIES				
4200 Telecommunications				
3400 Other Funds Ltd	(116,181)	(116,181)	0	0.00%
4250 Data Processing				
3400 Other Funds Ltd	(66,582)	(66,582)	0	0.00%
4300 Professional Services				
3400 Other Funds Ltd	(7,094)	(7,094)	0	0.00%
4425 Facilities Rental and Taxes				
3400 Other Funds Ltd	(893,240)	(893,240)	0	0.00%
4575 Agency Program Related S and S				
3400 Other Funds Ltd	150,299	150,299	0	0.00%
4600 Intra-agency Charges				
3400 Other Funds Ltd	668	668	0	0.00%
4715 IT Expendable Property				
3400 Other Funds Ltd	53,344	53,344	0	0.00%
SERVICES & SUPPLIES				
3400 Other Funds Ltd	(878,786)	(878,786)	0	0.00%
TOTAL SERVICES & SUPPLIES	**($878,786)**	**($878,786)**	**$0**	**0.00%**

Description	Governor's Budget (Y-01)	Leg. Adopted Budget (Z-01)	Column 2 Minus Column 1	% Change from Column 1 to Column 2
	Column 1	Column 2		
EXPENDITURES				
3400 Other Funds Ltd	(878,786)	(878,786)	0	0.00%
TOTAL EXPENDITURES	**($878,786)**	**($878,786)**	**$0**	**0.00%**
ENDING BALANCE				
3400 Other Funds Ltd	878,786	878,786	0	0.00%
TOTAL ENDING BALANCE	**$878,786**	**$878,786**	**$0**	**0.00%**

Description	Governor's Budget (Y-01)	Leg. Adopted Budget (Z-01)	Column 2 Minus Column 1	% Change from Column 1 to Column 2
	Column 1	Column 2		
EXPENDITURES				
SERVICES & SUPPLIES				
4325 Attorney General				
3400 Other Funds Ltd	(151,893)	-	151,893	100.00%
SERVICES & SUPPLIES				
3400 Other Funds Ltd	(151,893)	-	151,893	100.00%
TOTAL SERVICES & SUPPLIES	**($151,893)**	**-**	**$151,893**	**100.00%**
EXPENDITURES				
3400 Other Funds Ltd	(151,893)	-	151,893	100.00%
TOTAL EXPENDITURES	**($151,893)**	**-**	**$151,893**	**100.00%**
ENDING BALANCE				
3400 Other Funds Ltd	151,893	-	(151,893)	(100.00%)
TOTAL ENDING BALANCE	**$151,893**	**-**	**($151,893)**	**(100.00%)**

Description	Governor's Budget (Y-01)	Leg. Adopted Budget (Z-01)	Column 2 Minus Column 1	% Change from Column 1 to Column 2
	Column 1	Column 2		
EXPENDITURES				
SERVICES & SUPPLIES				
4100 Instate Travel				
3400 Other Funds Ltd	(134,502)	-	134,502	100.00%
4175 Office Expenses				
3400 Other Funds Ltd	(273)	-	273	100.00%
4200 Telecommunications				
3400 Other Funds Ltd	(49,344)	-	49,344	100.00%
4225 State Gov. Service Charges				
3400 Other Funds Ltd	(308,588)	-	308,588	100.00%
4250 Data Processing				
3400 Other Funds Ltd	(105,383)	-	105,383	100.00%
4425 Facilities Rental and Taxes				
3400 Other Funds Ltd	(170,657)	-	170,657	100.00%
4650 Other Services and Supplies				
3400 Other Funds Ltd	(38,686)	-	38,686	100.00%
SERVICES & SUPPLIES				
3400 Other Funds Ltd	(807,433)	-	807,433	100.00%
TOTAL SERVICES & SUPPLIES	**($807,433)**	**-**	**$807,433**	**100.00%**

Description	Governor's Budget (Y-01)	Leg. Adopted Budget (Z-01)	Column 2 Minus Column 1	% Change from Column 1 to Column 2
	Column 1	Column 2		
EXPENDITURES				
3400 Other Funds Ltd	(807,433)	-	807,433	100.00%
TOTAL EXPENDITURES	**($807,433)**	**-**	**$807,433**	**100.00%**
ENDING BALANCE				
3400 Other Funds Ltd	807,433	-	(807,433)	(100.00%)
TOTAL ENDING BALANCE	**$807,433**	**-**	**($807,433)**	**(100.00%)**

Description	Governor's Budget (Y-01)	Leg. Adopted Budget (Z-01)	Column 2 Minus Column 1	% Change from Column 1 to Column 2
	Column 1	Column 2		
REVENUE CATEGORIES				
TAXES				
0125 Workers Comp Insurance Taxes				
3400 Other Funds Ltd	6,448,451	6,448,451	0	0.00%
AVAILABLE REVENUES				
3400 Other Funds Ltd	6,448,451	6,448,451	0	0.00%
TOTAL AVAILABLE REVENUES	**$6,448,451**	**$6,448,451**	**$0**	**0.00%**
EXPENDITURES				
PERSONAL SERVICES				
SALARIES & WAGES				
3110 Class/Unclass Sal. and Per Diem				
3400 Other Funds Ltd	319,872	319,872	0	0.00%
SALARIES & WAGES				
3400 Other Funds Ltd	319,872	319,872	0	0.00%
TOTAL SALARIES & WAGES	**$319,872**	**$319,872**	**$0**	**0.00%**
OTHER PAYROLL EXPENSES				
3210 Empl. Rel. Bd. Assessments				
3400 Other Funds Ltd	106	106	0	0.00%
3220 Public Employees Retire Cont				

Description	Governor's Budget (Y-01)	Leg. Adopted Budget (Z-01)	Column 2 Minus Column 1	% Change from Column 1 to Column 2
	Column 1	Column 2		
3400 Other Funds Ltd	57,322	57,322	0	0.00%
3230 Social Security Taxes				
3400 Other Funds Ltd	24,470	24,470	0	0.00%
3241 Paid Family Medical Leave Insurance				
3400 Other Funds Ltd	1,280	1,280	0	0.00%
3250 Workers Comp. Assess. (WCD)				
3400 Other Funds Ltd	92	92	0	0.00%
3260 Mass Transit Tax				
3400 Other Funds Ltd	1,919	1,919	0	0.00%
3270 Flexible Benefits				
3400 Other Funds Ltd	79,200	79,200	0	0.00%
OTHER PAYROLL EXPENSES				
3400 Other Funds Ltd	164,389	164,389	0	0.00%
TOTAL OTHER PAYROLL EXPENSES	**$164,389**	**$164,389**	**$0**	**0.00%**
PERSONAL SERVICES				
3400 Other Funds Ltd	484,261	484,261	0	0.00%
TOTAL PERSONAL SERVICES	**$484,261**	**$484,261**	**$0**	**0.00%**
SERVICES & SUPPLIES				
4100 Instate Travel				

Description	Governor's Budget (Y-01) Column 1	Leg. Adopted Budget (Z-01) Column 2	Column 2 Minus Column 1	% Change from Column 1 to Column 2
3400 Other Funds Ltd	3,200	3,200	0	0.00%
4125 Out of State Travel				
3400 Other Funds Ltd	272	272	0	0.00%
4150 Employee Training				
3400 Other Funds Ltd	2,000	2,000	0	0.00%
4175 Office Expenses				
3400 Other Funds Ltd	4,242	4,242	0	0.00%
4200 Telecommunications				
3400 Other Funds Ltd	3,337	3,337	0	0.00%
4250 Data Processing				
3400 Other Funds Ltd	5,838	5,838	0	0.00%
4315 IT Professional Services				
3400 Other Funds Ltd	5,573,399	5,573,399	0	0.00%
4325 Attorney General				
3400 Other Funds Ltd	155,290	155,290	0	0.00%
4400 Dues and Subscriptions				
3400 Other Funds Ltd	219	219	0	0.00%
4425 Facilities Rental and Taxes				
3400 Other Funds Ltd	25,320	25,320	0	0.00%

Description	Governor's Budget (Y-01)	Leg. Adopted Budget (Z-01)	Column 2 Minus Column 1	% Change from Column 1 to Column 2
	Column 1	Column 2		
4600 Intra-agency Charges				
3400 Other Funds Ltd	178,500	178,500	0	0.00%
4715 IT Expendable Property				
3400 Other Funds Ltd	12,573	12,573	0	0.00%
SERVICES & SUPPLIES				
3400 Other Funds Ltd	5,964,190	5,964,190	0	0.00%
TOTAL SERVICES & SUPPLIES	**$5,964,190**	**$5,964,190**	**$0**	**0.00%**
EXPENDITURES				
3400 Other Funds Ltd	6,448,451	6,448,451	0	0.00%
TOTAL EXPENDITURES	**$6,448,451**	**$6,448,451**	**$0**	**0.00%**
ENDING BALANCE				
3400 Other Funds Ltd	-	-	0	0.00%
TOTAL ENDING BALANCE	**-**	**-**	**$0**	**0.00%**
AUTHORIZED POSITIONS				
8150 Class/Unclass Positions	2	2	0	0.00%
AUTHORIZED FTE				
8250 Class/Unclass FTE Positions	2.00	2.00	0.00	0.00%

Description	Governor's Budget (Y-01) Column 1	Leg. Adopted Budget (Z-01) Column 2	Column 2 Minus Column 1	% Change from Column 1 to Column 2
REVENUE CATEGORIES				
TAXES				
0125 Workers Comp Insurance Taxes				
3400 Other Funds Ltd	665,074	665,074	0	0.00%
AVAILABLE REVENUES				
3400 Other Funds Ltd	665,074	665,074	0	0.00%
TOTAL AVAILABLE REVENUES	**$665,074**	**$665,074**	**$0**	**0.00%**
EXPENDITURES				
PERSONAL SERVICES				
SALARIES & WAGES				
3110 Class/Unclass Sal. and Per Diem				
3400 Other Funds Ltd	133,350	133,350	0	0.00%
SALARIES & WAGES				
3400 Other Funds Ltd	133,350	133,350	0	0.00%
TOTAL SALARIES & WAGES	**$133,350**	**$133,350**	**$0**	**0.00%**
OTHER PAYROLL EXPENSES				
3210 Empl. Rel. Bd. Assessments				
3400 Other Funds Ltd	46	46	0	0.00%
3220 Public Employees Retire Cont				

Description	Governor's Budget (Y-01) Column 1	Leg. Adopted Budget (Z-01) Column 2	Column 2 Minus Column 1	% Change from Column 1 to Column 2
3400 Other Funds Ltd	23,896	23,896	0	0.00%
3230 Social Security Taxes				
3400 Other Funds Ltd	10,201	10,201	0	0.00%
3241 Paid Family Medical Leave Insurance				
3400 Other Funds Ltd	533	533	0	0.00%
3250 Workers Comp. Assess. (WCD)				
3400 Other Funds Ltd	40	40	0	0.00%
3260 Mass Transit Tax				
3400 Other Funds Ltd	800	800	0	0.00%
3270 Flexible Benefits				
3400 Other Funds Ltd	34,650	34,650	0	0.00%
OTHER PAYROLL EXPENSES				
3400 Other Funds Ltd	70,166	70,166	0	0.00%
TOTAL OTHER PAYROLL EXPENSES	**$70,166**	**$70,166**	**$0**	**0.00%**
PERSONAL SERVICES				
3400 Other Funds Ltd	203,516	203,516	0	0.00%
TOTAL PERSONAL SERVICES	**$203,516**	**$203,516**	**$0**	**0.00%**
SERVICES & SUPPLIES				
4100 Instate Travel				

Description	Governor's Budget (Y-01) Column 1	Leg. Adopted Budget (Z-01) Column 2	Column 2 Minus Column 1	% Change from Column 1 to Column 2
3400 Other Funds Ltd	3,353	3,353	0	0.00%
4125 Out of State Travel				
3400 Other Funds Ltd	250	250	0	0.00%
4150 Employee Training				
3400 Other Funds Ltd	1,615	1,615	0	0.00%
4175 Office Expenses				
3400 Other Funds Ltd	2,225	2,225	0	0.00%
4200 Telecommunications				
3400 Other Funds Ltd	3,033	3,033	0	0.00%
4250 Data Processing				
3400 Other Funds Ltd	2,408	2,408	0	0.00%
4275 Publicity and Publications				
3400 Other Funds Ltd	95,520	95,520	0	0.00%
4300 Professional Services				
3400 Other Funds Ltd	116,315	116,315	0	0.00%
4400 Dues and Subscriptions				
3400 Other Funds Ltd	4,356	4,356	0	0.00%
4425 Facilities Rental and Taxes				
3400 Other Funds Ltd	12,660	12,660	0	0.00%

Description	Governor's Budget (Y-01) Column 1	Leg. Adopted Budget (Z-01) Column 2	Column 2 Minus Column 1	% Change from Column 1 to Column 2
4650 Other Services and Supplies				
3400 Other Funds Ltd	214,000	214,000	0	0.00%
4715 IT Expendable Property				
3400 Other Funds Ltd	5,823	5,823	0	0.00%
SERVICES & SUPPLIES				
3400 Other Funds Ltd	461,558	461,558	0	0.00%
TOTAL SERVICES & SUPPLIES	**$461,558**	**$461,558**	**$0**	**0.00%**
EXPENDITURES				
3400 Other Funds Ltd	665,074	665,074	0	0.00%
TOTAL EXPENDITURES	**$665,074**	**$665,074**	**$0**	**0.00%**
ENDING BALANCE				
3400 Other Funds Ltd	-	-	0	0.00%
TOTAL ENDING BALANCE	**-**	**-**	**$0**	**0.00%**
AUTHORIZED POSITIONS				
8150 Class/Unclass Positions	1	1	0	0.00%
AUTHORIZED FTE				
8250 Class/Unclass FTE Positions	0.88	0.88	0.00	0.00%

Description	Governor's Budget (Y-01)	Leg. Adopted Budget (Z-01)	Column 2 Minus Column 1	% Change from Column 1 to Column 2
	Column 1	Column 2		
REVENUE CATEGORIES				
TAXES				
0125 Workers Comp Insurance Taxes				
3400 Other Funds Ltd	939,453	939,453	0	0.00%
AVAILABLE REVENUES				
3400 Other Funds Ltd	939,453	939,453	0	0.00%
TOTAL AVAILABLE REVENUES	**$939,453**	**$939,453**	**$0**	**0.00%**
EXPENDITURES				
SERVICES & SUPPLIES				
4100 Instate Travel				
3400 Other Funds Ltd	6,216	6,216	0	0.00%
4300 Professional Services				
3400 Other Funds Ltd	141,700	141,700	0	0.00%
4425 Facilities Rental and Taxes				
3400 Other Funds Ltd	651,975	651,975	0	0.00%
SERVICES & SUPPLIES				
3400 Other Funds Ltd	799,891	799,891	0	0.00%
TOTAL SERVICES & SUPPLIES	**$799,891**	**$799,891**	**$0**	**0.00%**
EXPENDITURES				

Description	Governor's Budget (Y-01)	Leg. Adopted Budget (Z-01)	Column 2 Minus Column 1	% Change from Column 1 to Column 2
	Column 1	Column 2		
3400 Other Funds Ltd	799,891	799,891	0	0.00%
TOTAL EXPENDITURES	**$799,891**	**$799,891**	**$0**	**0.00%**
ENDING BALANCE				
3400 Other Funds Ltd	139,562	139,562	0	0.00%
TOTAL ENDING BALANCE	**$139,562**	**$139,562**	**$0**	**0.00%**

Description	Governor's Budget (Y-01) Column 1	Leg. Adopted Budget (Z-01) Column 2	Column 2 Minus Column 1	% Change from Column 1 to Column 2
EXPENDITURES				
PERSONAL SERVICES				
SALARIES & WAGES				
3110 Class/Unclass Sal. and Per Diem				
3400 Other Funds Ltd	-	(14,700)	(14,700)	100.00%
SALARIES & WAGES				
3400 Other Funds Ltd	-	(14,700)	(14,700)	100.00%
TOTAL SALARIES & WAGES	**-**	**($14,700)**	**($14,700)**	**100.00%**
OTHER PAYROLL EXPENSES				
3210 Empl. Rel. Bd. Assessments				
3400 Other Funds Ltd	-	(26)	(26)	100.00%
3220 Public Employees Retire Cont				
3400 Other Funds Ltd	-	(2,634)	(2,634)	100.00%
3230 Social Security Taxes				
3400 Other Funds Ltd	-	(1,125)	(1,125)	100.00%
3241 Paid Family Medical Leave Insurance				
3400 Other Funds Ltd	-	(59)	(59)	100.00%
3250 Workers Comp. Assess. (WCD)				
3400 Other Funds Ltd	-	(23)	(23)	100.00%

Description	Governor's Budget (Y-01)	Leg. Adopted Budget (Z-01)	Column 2 Minus Column 1	% Change from Column 1 to Column 2
	Column 1	Column 2		
3270 Flexible Benefits				
3400 Other Funds Ltd	-	(19,800)	(19,800)	100.00%
OTHER PAYROLL EXPENSES				
3400 Other Funds Ltd	-	(23,667)	(23,667)	100.00%
TOTAL OTHER PAYROLL EXPENSES	**-**	**($23,667)**	**($23,667)**	**100.00%**
P.S. BUDGET ADJUSTMENTS				
3465 Reconciliation Adjustment				
3400 Other Funds Ltd	-	16,335	16,335	100.00%
P.S. BUDGET ADJUSTMENTS				
3400 Other Funds Ltd	-	16,335	16,335	100.00%
TOTAL P.S. BUDGET ADJUSTMENTS	**-**	**$16,335**	**$16,335**	**100.00%**
PERSONAL SERVICES				
3400 Other Funds Ltd	-	(22,032)	(22,032)	100.00%
TOTAL PERSONAL SERVICES	**-**	**($22,032)**	**($22,032)**	**100.00%**
EXPENDITURES				
3400 Other Funds Ltd	-	(22,032)	(22,032)	100.00%
TOTAL EXPENDITURES	**-**	**($22,032)**	**($22,032)**	**100.00%**
ENDING BALANCE				
3400 Other Funds Ltd	-	22,032	22,032	100.00%

Description	Governor's Budget (Y-01)	Leg. Adopted Budget (Z-01)	Column 2 Minus Column 1	% Change from Column 1 to Column 2
	Column 1	Column 2		
TOTAL ENDING BALANCE	**-**	**$22,032**	**$22,032**	**100.00%**
AUTHORIZED POSITIONS				
8150 Class/Unclass Positions	-	(1)	(1)	100.00%
AUTHORIZED FTE				
8250 Class/Unclass FTE Positions	-	(0.50)	(0.50)	100.00%

Description	Governor's Budget (Y-01)	Leg. Adopted Budget (Z-01)	Column 2 Minus Column 1	% Change from Column 1 to Column 2
	Column 1	Column 2		
EXPENDITURES				
SERVICES & SUPPLIES				
4100 Instate Travel				
3400 Other Funds Ltd	-	(126,491)	(126,491)	100.00%
4150 Employee Training				
3400 Other Funds Ltd	-	73,004	73,004	100.00%
4175 Office Expenses				
3400 Other Funds Ltd	-	8,337	8,337	100.00%
4200 Telecommunications				
3400 Other Funds Ltd	-	(125,334)	(125,334)	100.00%
4225 State Gov. Service Charges				
3400 Other Funds Ltd	-	(236,039)	(236,039)	100.00%
4250 Data Processing				
3400 Other Funds Ltd	-	(101,712)	(101,712)	100.00%
4325 Attorney General				
3400 Other Funds Ltd	-	(200,552)	(200,552)	100.00%
4425 Facilities Rental and Taxes				
3400 Other Funds Ltd	-	(131,911)	(131,911)	100.00%
4650 Other Services and Supplies				

Description	Governor's Budget (Y-01)	Leg. Adopted Budget (Z-01)	Column 2 Minus Column 1	% Change from Column 1 to Column 2
	Column 1	Column 2		
3400 Other Funds Ltd	-	(72,607)	(72,607)	100.00%
SERVICES & SUPPLIES				
3400 Other Funds Ltd	-	(913,305)	(913,305)	100.00%
TOTAL SERVICES & SUPPLIES	**-**	**($913,305)**	**($913,305)**	**100.00%**
EXPENDITURES				
3400 Other Funds Ltd	-	(913,305)	(913,305)	100.00%
TOTAL EXPENDITURES	**-**	**($913,305)**	**($913,305)**	**100.00%**
ENDING BALANCE				
3400 Other Funds Ltd	-	913,305	913,305	100.00%
TOTAL ENDING BALANCE	**-**	**$913,305**	**$913,305**	**100.00%**

Description	Governor's Budget (Y-01)	Leg. Adopted Budget (Z-01)	Column 2 Minus Column 1	% Change from Column 1 to Column 2
	Column 1	Column 2		
EXPENDITURES				
PERSONAL SERVICES				
SALARIES & WAGES				
3160 Temporary Appointments				
3400 Other Funds Ltd	2,271	2,271	0	0.00%
3170 Overtime Payments				
3400 Other Funds Ltd	136	136	0	0.00%
3190 All Other Differential				
3400 Other Funds Ltd	4,547	4,547	0	0.00%
SALARIES & WAGES				
3400 Other Funds Ltd	6,954	6,954	0	0.00%
TOTAL SALARIES & WAGES	**$6,954**	**$6,954**	**$0**	**0.00%**
OTHER PAYROLL EXPENSES				
3220 Public Employees Retire Cont				
3400 Other Funds Ltd	839	839	0	0.00%
3221 Pension Obligation Bond				
3400 Other Funds Ltd	(34,320)	(34,320)	0	0.00%
3230 Social Security Taxes				
3400 Other Funds Ltd	532	532	0	0.00%

Description	Governor's Budget (Y-01)	Leg. Adopted Budget (Z-01)	Column 2 Minus Column 1	% Change from Column 1 to Column 2
	Column 1	Column 2		
3241 Paid Family Medical Leave Insurance				
3400 Other Funds Ltd	19	19	0	0.00%
3260 Mass Transit Tax				
3400 Other Funds Ltd	5,106	5,106	0	0.00%
OTHER PAYROLL EXPENSES				
3400 Other Funds Ltd	(27,824)	(27,824)	0	0.00%
TOTAL OTHER PAYROLL EXPENSES	**($27,824)**	**($27,824)**	**$0**	**0.00%**
P.S. BUDGET ADJUSTMENTS				
3455 Vacancy Savings				
3400 Other Funds Ltd	(76,666)	(76,666)	0	0.00%
PERSONAL SERVICES				
3400 Other Funds Ltd	(97,536)	(97,536)	0	0.00%
TOTAL PERSONAL SERVICES	**($97,536)**	**($97,536)**	**$0**	**0.00%**
EXPENDITURES				
3400 Other Funds Ltd	(97,536)	(97,536)	0	0.00%
TOTAL EXPENDITURES	**($97,536)**	**($97,536)**	**$0**	**0.00%**
ENDING BALANCE				
3400 Other Funds Ltd	97,536	97,536	0	0.00%
TOTAL ENDING BALANCE	**$97,536**	**$97,536**	**$0**	**0.00%**

Description	Governor's Budget (Y-01)	Leg. Adopted Budget (Z-01)	Column 2 Minus Column 1	% Change from Column 1 to Column 2
	Column 1	Column 2		
EXPENDITURES				
SERVICES & SUPPLIES				
4100 Instate Travel				
3400 Other Funds Ltd	7,205	7,205	0	0.00%
4125 Out of State Travel				
3400 Other Funds Ltd	240	240	0	0.00%
4150 Employee Training				
3400 Other Funds Ltd	1,131	1,131	0	0.00%
4175 Office Expenses				
3400 Other Funds Ltd	10,468	10,468	0	0.00%
4200 Telecommunications				
3400 Other Funds Ltd	12,330	12,330	0	0.00%
4225 State Gov. Service Charges				
3400 Other Funds Ltd	158,839	158,839	0	0.00%
4250 Data Processing				
3400 Other Funds Ltd	16,754	16,754	0	0.00%
4275 Publicity and Publications				
3400 Other Funds Ltd	240	240	0	0.00%
4300 Professional Services				

Description	Governor's Budget (Y-01)	Leg. Adopted Budget (Z-01)	Column 2 Minus Column 1	% Change from Column 1 to Column 2
	Column 1	Column 2		
3400 Other Funds Ltd	68,833	68,833	0	0.00%
4315 IT Professional Services				
3400 Other Funds Ltd	9,372	9,372	0	0.00%
4325 Attorney General				
3400 Other Funds Ltd	1,405	1,405	0	0.00%
4375 Employee Recruitment and Develop				
3400 Other Funds Ltd	64	64	0	0.00%
4400 Dues and Subscriptions				
3400 Other Funds Ltd	2,008	2,008	0	0.00%
4425 Facilities Rental and Taxes				
3400 Other Funds Ltd	104,465	104,465	0	0.00%
4475 Facilities Maintenance				
3400 Other Funds Ltd	422	422	0	0.00%
4650 Other Services and Supplies				
3400 Other Funds Ltd	1,510	1,510	0	0.00%
4700 Expendable Prop 250 - 5000				
3400 Other Funds Ltd	402	402	0	0.00%
4715 IT Expendable Property				
3400 Other Funds Ltd	1,331	1,331	0	0.00%

Description	Governor's Budget (Y-01)	Leg. Adopted Budget (Z-01)	Column 2 Minus Column 1	% Change from Column 1 to Column 2
	Column 1	Column 2		
SERVICES & SUPPLIES				
3400 Other Funds Ltd	397,019	397,019	0	0.00%
TOTAL SERVICES & SUPPLIES	**$397,019**	**$397,019**	**$0**	**0.00%**
CAPITAL OUTLAY				
5600 Data Processing Hardware				
3400 Other Funds Ltd	1,323	1,323	0	0.00%
EXPENDITURES				
3400 Other Funds Ltd	398,342	398,342	0	0.00%
TOTAL EXPENDITURES	**$398,342**	**$398,342**	**$0**	**0.00%**
ENDING BALANCE				
3400 Other Funds Ltd	(398,342)	(398,342)	0	0.00%
TOTAL ENDING BALANCE	**($398,342)**	**($398,342)**	**$0**	**0.00%**

Description	Governor's Budget (Y-01)	Leg. Adopted Budget (Z-01)	Column 2 Minus Column 1	% Change from Column 1 to Column 2
	Column 1	Column 2		
EXPENDITURES				
SERVICES & SUPPLIES				
4425 Facilities Rental and Taxes				
3400 Other Funds Ltd	24,873	24,873	0	0.00%
SERVICES & SUPPLIES				
3400 Other Funds Ltd	24,873	24,873	0	0.00%
TOTAL SERVICES & SUPPLIES	**$24,873**	**$24,873**	**$0**	**0.00%**
EXPENDITURES				
3400 Other Funds Ltd	24,873	24,873	0	0.00%
TOTAL EXPENDITURES	**$24,873**	**$24,873**	**$0**	**0.00%**
ENDING BALANCE				
3400 Other Funds Ltd	(24,873)	(24,873)	0	0.00%
TOTAL ENDING BALANCE	**($24,873)**	**($24,873)**	**$0**	**0.00%**

Description	Governor's Budget (Y-01)	Leg. Adopted Budget (Z-01)	Column 2 Minus Column 1	% Change from Column 1 to Column 2
	Column 1	Column 2		
EXPENDITURES				
SERVICES & SUPPLIES				
4200 Telecommunications				
3400 Other Funds Ltd	(54,415)	(54,415)	0	0.00%
4250 Data Processing				
3400 Other Funds Ltd	(35,805)	(35,805)	0	0.00%
4300 Professional Services				
3400 Other Funds Ltd	(1,212)	(1,212)	0	0.00%
4425 Facilities Rental and Taxes				
3400 Other Funds Ltd	(616,782)	(616,782)	0	0.00%
4575 Agency Program Related S and S				
3400 Other Funds Ltd	106	106	0	0.00%
4600 Intra-agency Charges				
3400 Other Funds Ltd	668	668	0	0.00%
SERVICES & SUPPLIES				
3400 Other Funds Ltd	(707,440)	(707,440)	0	0.00%
TOTAL SERVICES & SUPPLIES	**($707,440)**	**($707,440)**	**$0**	**0.00%**
EXPENDITURES				
3400 Other Funds Ltd	(707,440)	(707,440)	0	0.00%

Description	Governor's Budget (Y-01)	Leg. Adopted Budget (Z-01)	Column 2 Minus Column 1	% Change from Column 1 to Column 2
	Column 1	Column 2		
TOTAL EXPENDITURES	**($707,440)**	**($707,440)**	**$0**	**0.00%**
ENDING BALANCE				
3400 Other Funds Ltd	707,440	707,440	0	0.00%
TOTAL ENDING BALANCE	**$707,440**	**$707,440**	**$0**	**0.00%**

Description	Governor's Budget (Y-01)	Leg. Adopted Budget (Z-01)	Column 2 Minus Column 1	% Change from Column 1 to Column 2
	Column 1	Column 2		
EXPENDITURES				
SERVICES & SUPPLIES				
4325 Attorney General				
3400 Other Funds Ltd	(432)	-	432	100.00%
SERVICES & SUPPLIES				
3400 Other Funds Ltd	(432)	-	432	100.00%
TOTAL SERVICES & SUPPLIES	**($432)**	**-**	**$432**	**100.00%**
EXPENDITURES				
3400 Other Funds Ltd	(432)	-	432	100.00%
TOTAL EXPENDITURES	**($432)**	**-**	**$432**	**100.00%**
ENDING BALANCE				
3400 Other Funds Ltd	432	-	(432)	(100.00%)
TOTAL ENDING BALANCE	**$432**	**-**	**($432)**	**(100.00%)**

Description	Governor's Budget (Y-01)	Leg. Adopted Budget (Z-01)	Column 2 Minus Column 1	% Change from Column 1 to Column 2
	Column 1	Column 2		
EXPENDITURES				
SERVICES & SUPPLIES				
4100 Instate Travel				
3400 Other Funds Ltd	(1,582)	-	1,582	100.00%
4175 Office Expenses				
3400 Other Funds Ltd	(268)	-	268	100.00%
4200 Telecommunications				
3400 Other Funds Ltd	(8,429)	-	8,429	100.00%
4225 State Gov. Service Charges				
3400 Other Funds Ltd	(52,710)	-	52,710	100.00%
4250 Data Processing				
3400 Other Funds Ltd	(18,000)	-	18,000	100.00%
4650 Other Services and Supplies				
3400 Other Funds Ltd	(3,904)	-	3,904	100.00%
SERVICES & SUPPLIES				
3400 Other Funds Ltd	(84,893)	-	84,893	100.00%
TOTAL SERVICES & SUPPLIES	**($84,893)**	**-**	**$84,893**	**100.00%**
EXPENDITURES				
3400 Other Funds Ltd	(84,893)	-	84,893	100.00%

Description	Governor's Budget (Y-01)	Leg. Adopted Budget (Z-01)	Column 2 Minus Column 1	% Change from Column 1 to Column 2
	Column 1	Column 2		
TOTAL EXPENDITURES	**($84,893)**	**-**	**$84,893**	**100.00%**
ENDING BALANCE				
3400 Other Funds Ltd	84,893	-	(84,893)	(100.00%)
TOTAL ENDING BALANCE	**$84,893**	**-**	**($84,893)**	**(100.00%)**

Description	Governor's Budget (Y-01)	Leg. Adopted Budget (Z-01)	Column 2 Minus Column 1	% Change from Column 1 to Column 2
	Column 1	Column 2		
EXPENDITURES				
SERVICES & SUPPLIES				
4100 Instate Travel				
3400 Other Funds Ltd	-	(1,581)	(1,581)	100.00%
4150 Employee Training				
3400 Other Funds Ltd	-	12,406	12,406	100.00%
4175 Office Expenses				
3400 Other Funds Ltd	-	1,417	1,417	100.00%
4200 Telecommunications				
3400 Other Funds Ltd	-	(21,299)	(21,299)	100.00%
4225 State Gov. Service Charges				
3400 Other Funds Ltd	-	(40,114)	(40,114)	100.00%
4250 Data Processing				
3400 Other Funds Ltd	-	(17,284)	(17,284)	100.00%
4325 Attorney General				
3400 Other Funds Ltd	-	(571)	(571)	100.00%
4650 Other Services and Supplies				
3400 Other Funds Ltd	-	(9,635)	(9,635)	100.00%
SERVICES & SUPPLIES				

Description	Governor's Budget (Y-01)	Leg. Adopted Budget (Z-01)	Column 2 Minus Column 1	% Change from Column 1 to Column 2
	Column 1	Column 2		
3400 Other Funds Ltd	-	(76,661)	(76,661)	100.00%
TOTAL SERVICES & SUPPLIES	**-**	**($76,661)**	**($76,661)**	**100.00%**
EXPENDITURES				
3400 Other Funds Ltd	-	(76,661)	(76,661)	100.00%
TOTAL EXPENDITURES	**-**	**($76,661)**	**($76,661)**	**100.00%**
ENDING BALANCE				
3400 Other Funds Ltd	-	76,661	76,661	100.00%
TOTAL ENDING BALANCE	**-**	**$76,661**	**$76,661**	**100.00%**

Description	Governor's Budget (Y-01)	Leg. Adopted Budget (Z-01)	Column 2 Minus Column 1	% Change from Column 1 to Column 2
	Column 1	Column 2		
EXPENDITURES				
PERSONAL SERVICES				
SALARIES & WAGES				
3160 Temporary Appointments				
3400 Other Funds Ltd	7,995	7,995	0	0.00%
3170 Overtime Payments				
3400 Other Funds Ltd	5,622	5,622	0	0.00%
3190 All Other Differential				
3400 Other Funds Ltd	670	670	0	0.00%
SALARIES & WAGES				
3400 Other Funds Ltd	14,287	14,287	0	0.00%
TOTAL SALARIES & WAGES	**$14,287**	**$14,287**	**$0**	**0.00%**
OTHER PAYROLL EXPENSES				
3220 Public Employees Retire Cont				
3400 Other Funds Ltd	1,128	1,128	0	0.00%
3221 Pension Obligation Bond				
3400 Other Funds Ltd	(75,713)	(75,713)	0	0.00%
3230 Social Security Taxes				
3400 Other Funds Ltd	1,093	1,093	0	0.00%

Description	Governor's Budget (Y-01)	Leg. Adopted Budget (Z-01)	Column 2 Minus Column 1	% Change from Column 1 to Column 2
	Column 1	Column 2		
3241 Paid Family Medical Leave Insurance				
3400 Other Funds Ltd	25	25	0	0.00%
3260 Mass Transit Tax				
3400 Other Funds Ltd	7,101	7,101	0	0.00%
OTHER PAYROLL EXPENSES				
3400 Other Funds Ltd	(66,366)	(66,366)	0	0.00%
TOTAL OTHER PAYROLL EXPENSES	**($66,366)**	**($66,366)**	**$0**	**0.00%**
P.S. BUDGET ADJUSTMENTS				
3455 Vacancy Savings				
3400 Other Funds Ltd	(321,992)	(321,992)	0	0.00%
PERSONAL SERVICES				
3400 Other Funds Ltd	(374,071)	(374,071)	0	0.00%
TOTAL PERSONAL SERVICES	**($374,071)**	**($374,071)**	**$0**	**0.00%**
EXPENDITURES				
3400 Other Funds Ltd	(374,071)	(374,071)	0	0.00%
TOTAL EXPENDITURES	**($374,071)**	**($374,071)**	**$0**	**0.00%**
ENDING BALANCE				
3400 Other Funds Ltd	374,071	374,071	0	0.00%
TOTAL ENDING BALANCE	**$374,071**	**$374,071**	**$0**	**0.00%**

Description	Governor's Budget (Y-01)	Leg. Adopted Budget (Z-01)	Column 2 Minus Column 1	% Change from Column 1 to Column 2
	Column 1	Column 2		
EXPENDITURES				
SERVICES & SUPPLIES				
4100 Instate Travel				
3400 Other Funds Ltd	5,720	5,720	0	0.00%
4125 Out of State Travel				
3400 Other Funds Ltd	1,381	1,381	0	0.00%
4150 Employee Training				
3400 Other Funds Ltd	2,693	2,693	0	0.00%
4175 Office Expenses				
3400 Other Funds Ltd	32,719	32,719	0	0.00%
4200 Telecommunications				
3400 Other Funds Ltd	26,693	26,693	0	0.00%
4225 State Gov. Service Charges				
3400 Other Funds Ltd	384,487	384,487	0	0.00%
4250 Data Processing				
3400 Other Funds Ltd	27,480	27,480	0	0.00%
4275 Publicity and Publications				
3400 Other Funds Ltd	5,807	5,807	0	0.00%
4300 Professional Services				

Description	Governor's Budget (Y-01)	Leg. Adopted Budget (Z-01)	Column 2 Minus Column 1	% Change from Column 1 to Column 2
	Column 1	Column 2		
3400 Other Funds Ltd	37,553	37,553	0	0.00%
4315 IT Professional Services				
3400 Other Funds Ltd	6,138	6,138	0	0.00%
4325 Attorney General				
3400 Other Funds Ltd	186,774	186,774	0	0.00%
4375 Employee Recruitment and Develop				
3400 Other Funds Ltd	146	146	0	0.00%
4400 Dues and Subscriptions				
3400 Other Funds Ltd	857	857	0	0.00%
4425 Facilities Rental and Taxes				
3400 Other Funds Ltd	65,306	65,306	0	0.00%
4450 Fuels and Utilities				
3400 Other Funds Ltd	5	5	0	0.00%
4475 Facilities Maintenance				
3400 Other Funds Ltd	68	68	0	0.00%
4575 Agency Program Related S and S				
3400 Other Funds Ltd	1	1	0	0.00%
4600 Intra-agency Charges				
3400 Other Funds Ltd	18	18	0	0.00%

Description	Governor's Budget (Y-01)	Leg. Adopted Budget (Z-01)	Column 2 Minus Column 1	% Change from Column 1 to Column 2
	Column 1	Column 2		
4650 Other Services and Supplies				
3400 Other Funds Ltd	4,040	4,040	0	0.00%
4700 Expendable Prop 250 - 5000				
3400 Other Funds Ltd	708	708	0	0.00%
4715 IT Expendable Property				
3400 Other Funds Ltd	3,458	3,458	0	0.00%
SERVICES & SUPPLIES				
3400 Other Funds Ltd	792,052	792,052	0	0.00%
TOTAL SERVICES & SUPPLIES	**$792,052**	**$792,052**	**$0**	**0.00%**
EXPENDITURES				
3400 Other Funds Ltd	792,052	792,052	0	0.00%
TOTAL EXPENDITURES	**$792,052**	**$792,052**	**$0**	**0.00%**
ENDING BALANCE				
3400 Other Funds Ltd	(792,052)	(792,052)	0	0.00%
TOTAL ENDING BALANCE	**($792,052)**	**($792,052)**	**$0**	**0.00%**

Description	Governor's Budget (Y-01)	Leg. Adopted Budget (Z-01)	Column 2 Minus Column 1	% Change from Column 1 to Column 2
	Column 1	Column 2		
EXPENDITURES				
SERVICES & SUPPLIES				
4425 Facilities Rental and Taxes				
3400 Other Funds Ltd	193,954	193,954	0	0.00%
SERVICES & SUPPLIES				
3400 Other Funds Ltd	193,954	193,954	0	0.00%
TOTAL SERVICES & SUPPLIES	**$193,954**	**$193,954**	**$0**	**0.00%**
EXPENDITURES				
3400 Other Funds Ltd	193,954	193,954	0	0.00%
TOTAL EXPENDITURES	**$193,954**	**$193,954**	**$0**	**0.00%**
ENDING BALANCE				
3400 Other Funds Ltd	(193,954)	(193,954)	0	0.00%
TOTAL ENDING BALANCE	**($193,954)**	**($193,954)**	**$0**	**0.00%**

Description	Governor's Budget (Y-01)	Leg. Adopted Budget (Z-01)	Column 2 Minus Column 1	% Change from Column 1 to Column 2
	Column 1	Column 2		
EXPENDITURES				
SERVICES & SUPPLIES				
4200 Telecommunications				
3400 Other Funds Ltd	(158,323)	(158,323)	0	0.00%
4250 Data Processing				
3400 Other Funds Ltd	(30,777)	(30,777)	0	0.00%
4300 Professional Services				
3400 Other Funds Ltd	(2,761)	(2,761)	0	0.00%
4425 Facilities Rental and Taxes				
3400 Other Funds Ltd	343,233	343,233	0	0.00%
4715 IT Expendable Property				
3400 Other Funds Ltd	(395)	(395)	0	0.00%
SERVICES & SUPPLIES				
3400 Other Funds Ltd	150,977	150,977	0	0.00%
TOTAL SERVICES & SUPPLIES	**$150,977**	**$150,977**	**$0**	**0.00%**
EXPENDITURES				
3400 Other Funds Ltd	150,977	150,977	0	0.00%
TOTAL EXPENDITURES	**$150,977**	**$150,977**	**$0**	**0.00%**
ENDING BALANCE				

Description	Governor's Budget (Y-01)	Leg. Adopted Budget (Z-01)	Column 2 Minus Column 1	% Change from Column 1 to Column 2
	Column 1	Column 2		
3400 Other Funds Ltd	(150,977)	(150,977)	0	0.00%
TOTAL ENDING BALANCE	**($150,977)**	**($150,977)**	**$0**	**0.00%**

Description	Governor's Budget (Y-01)	Leg. Adopted Budget (Z-01)	Column 2 Minus Column 1	% Change from Column 1 to Column 2
	Column 1	Column 2		
EXPENDITURES				
SERVICES & SUPPLIES				
4325 Attorney General				
3400 Other Funds Ltd	(57,463)	-	57,463	100.00%
SERVICES & SUPPLIES				
3400 Other Funds Ltd	(57,463)	-	57,463	100.00%
TOTAL SERVICES & SUPPLIES	**($57,463)**	**-**	**$57,463**	**100.00%**
EXPENDITURES				
3400 Other Funds Ltd	(57,463)	-	57,463	100.00%
TOTAL EXPENDITURES	**($57,463)**	**-**	**$57,463**	**100.00%**
ENDING BALANCE				
3400 Other Funds Ltd	57,463	-	(57,463)	(100.00%)
TOTAL ENDING BALANCE	**$57,463**	**-**	**($57,463)**	**(100.00%)**

Description	Governor's Budget (Y-01)	Leg. Adopted Budget (Z-01)	Column 2 Minus Column 1	% Change from Column 1 to Column 2
	Column 1	Column 2		
EXPENDITURES				
SERVICES & SUPPLIES				
4100 Instate Travel				
3400 Other Funds Ltd	(25,318)	-	25,318	100.00%
4200 Telecommunications				
3400 Other Funds Ltd	(19,204)	-	19,204	100.00%
4225 State Gov. Service Charges				
3400 Other Funds Ltd	(120,099)	-	120,099	100.00%
4250 Data Processing				
3400 Other Funds Ltd	(41,015)	-	41,015	100.00%
4425 Facilities Rental and Taxes				
3400 Other Funds Ltd	(102,892)	-	102,892	100.00%
4650 Other Services and Supplies				
3400 Other Funds Ltd	(21,385)	-	21,385	100.00%
SERVICES & SUPPLIES				
3400 Other Funds Ltd	(329,913)	-	329,913	100.00%
TOTAL SERVICES & SUPPLIES	**($329,913)**	**-**	**$329,913**	**100.00%**
EXPENDITURES				
3400 Other Funds Ltd	(329,913)	-	329,913	100.00%

Description	Governor's Budget (Y-01)	Leg. Adopted Budget (Z-01)	Column 2 Minus Column 1	% Change from Column 1 to Column 2
	Column 1	Column 2		
TOTAL EXPENDITURES	**($329,913)**	**-**	**$329,913**	**100.00%**
ENDING BALANCE				
3400 Other Funds Ltd	329,913	-	(329,913)	(100.00%)
TOTAL ENDING BALANCE	**$329,913**	**-**	**($329,913)**	**(100.00%)**

Description	Governor's Budget (Y-01)	Leg. Adopted Budget (Z-01)	Column 2 Minus Column 1	% Change from Column 1 to Column 2
	Column 1	Column 2		
REVENUE CATEGORIES				
TAXES				
0125 Workers Comp Insurance Taxes				
3400 Other Funds Ltd	6,448,451	6,448,451	0	0.00%
AVAILABLE REVENUES				
3400 Other Funds Ltd	6,448,451	6,448,451	0	0.00%
TOTAL AVAILABLE REVENUES	**$6,448,451**	**$6,448,451**	**$0**	**0.00%**
EXPENDITURES				
PERSONAL SERVICES				
SALARIES & WAGES				
3110 Class/Unclass Sal. and Per Diem				
3400 Other Funds Ltd	319,872	319,872	0	0.00%
SALARIES & WAGES				
3400 Other Funds Ltd	319,872	319,872	0	0.00%
TOTAL SALARIES & WAGES	**$319,872**	**$319,872**	**$0**	**0.00%**
OTHER PAYROLL EXPENSES				
3210 Empl. Rel. Bd. Assessments				
3400 Other Funds Ltd	106	106	0	0.00%
3220 Public Employees Retire Cont				

Description	Governor's Budget (Y-01) Column 1	Leg. Adopted Budget (Z-01) Column 2	Column 2 Minus Column 1	% Change from Column 1 to Column 2
3400 Other Funds Ltd	57,322	57,322	0	0.00%
3230 Social Security Taxes				
3400 Other Funds Ltd	24,470	24,470	0	0.00%
3241 Paid Family Medical Leave Insurance				
3400 Other Funds Ltd	1,280	1,280	0	0.00%
3250 Workers Comp. Assess. (WCD)				
3400 Other Funds Ltd	92	92	0	0.00%
3260 Mass Transit Tax				
3400 Other Funds Ltd	1,919	1,919	0	0.00%
3270 Flexible Benefits				
3400 Other Funds Ltd	79,200	79,200	0	0.00%
OTHER PAYROLL EXPENSES				
3400 Other Funds Ltd	164,389	164,389	0	0.00%
TOTAL OTHER PAYROLL EXPENSES	**$164,389**	**$164,389**	**$0**	**0.00%**
PERSONAL SERVICES				
3400 Other Funds Ltd	484,261	484,261	0	0.00%
TOTAL PERSONAL SERVICES	**$484,261**	**$484,261**	**$0**	**0.00%**
SERVICES & SUPPLIES				
4100 Instate Travel				

Description	Governor's Budget (Y-01)	Leg. Adopted Budget (Z-01)	Column 2 Minus Column 1	% Change from Column 1 to Column 2
	Column 1	Column 2		
3400 Other Funds Ltd	3,200	3,200	0	0.00%
4125 Out of State Travel				
3400 Other Funds Ltd	272	272	0	0.00%
4150 Employee Training				
3400 Other Funds Ltd	2,000	2,000	0	0.00%
4175 Office Expenses				
3400 Other Funds Ltd	4,242	4,242	0	0.00%
4200 Telecommunications				
3400 Other Funds Ltd	3,337	3,337	0	0.00%
4250 Data Processing				
3400 Other Funds Ltd	5,838	5,838	0	0.00%
4315 IT Professional Services				
3400 Other Funds Ltd	5,573,399	5,573,399	0	0.00%
4325 Attorney General				
3400 Other Funds Ltd	155,290	155,290	0	0.00%
4400 Dues and Subscriptions				
3400 Other Funds Ltd	219	219	0	0.00%
4425 Facilities Rental and Taxes				
3400 Other Funds Ltd	25,320	25,320	0	0.00%

Description	Governor's Budget (Y-01) Column 1	Leg. Adopted Budget (Z-01) Column 2	Column 2 Minus Column 1	% Change from Column 1 to Column 2
4600 Intra-agency Charges				
3400 Other Funds Ltd	178,500	178,500	0	0.00%
4715 IT Expendable Property				
3400 Other Funds Ltd	12,573	12,573	0	0.00%
SERVICES & SUPPLIES				
3400 Other Funds Ltd	5,964,190	5,964,190	0	0.00%
TOTAL SERVICES & SUPPLIES	**$5,964,190**	**$5,964,190**	**$0**	**0.00%**
EXPENDITURES				
3400 Other Funds Ltd	6,448,451	6,448,451	0	0.00%
TOTAL EXPENDITURES	**$6,448,451**	**$6,448,451**	**$0**	**0.00%**
ENDING BALANCE				
3400 Other Funds Ltd	-	-	0	0.00%
TOTAL ENDING BALANCE	**-**	**-**	**$0**	**0.00%**
AUTHORIZED POSITIONS				
8150 Class/Unclass Positions	2	2	0	0.00%
AUTHORIZED FTE				
8250 Class/Unclass FTE Positions	2.00	2.00	0.00	0.00%

Description	Governor's Budget (Y-01)	Leg. Adopted Budget (Z-01)	Column 2 Minus Column 1	% Change from Column 1 to Column 2
	Column 1	Column 2		
EXPENDITURES				
SERVICES & SUPPLIES				
4100 Instate Travel				
3400 Other Funds Ltd	-	(17,392)	(17,392)	100.00%
4150 Employee Training				
3400 Other Funds Ltd	-	28,582	28,582	100.00%
4175 Office Expenses				
3400 Other Funds Ltd	-	3,263	3,263	100.00%
4200 Telecommunications				
3400 Other Funds Ltd	-	(49,068)	(49,068)	100.00%
4225 State Gov. Service Charges				
3400 Other Funds Ltd	-	(92,405)	(92,405)	100.00%
4250 Data Processing				
3400 Other Funds Ltd	-	(39,821)	(39,821)	100.00%
4325 Attorney General				
3400 Other Funds Ltd	-	(75,871)	(75,871)	100.00%
4425 Facilities Rental and Taxes				
3400 Other Funds Ltd	-	(74,038)	(74,038)	100.00%
4650 Other Services and Supplies				

Description	Governor's Budget (Y-01)	Leg. Adopted Budget (Z-01)	Column 2 Minus Column 1	% Change from Column 1 to Column 2
	Column 1	Column 2		
3400 Other Funds Ltd	-	(34,814)	(34,814)	100.00%
SERVICES & SUPPLIES				
3400 Other Funds Ltd	-	(351,564)	(351,564)	100.00%
TOTAL SERVICES & SUPPLIES	**-**	**($351,564)**	**($351,564)**	**100.00%**
EXPENDITURES				
3400 Other Funds Ltd	-	(351,564)	(351,564)	100.00%
TOTAL EXPENDITURES	**-**	**($351,564)**	**($351,564)**	**100.00%**
ENDING BALANCE				
3400 Other Funds Ltd	-	351,564	351,564	100.00%
TOTAL ENDING BALANCE	**-**	**$351,564**	**$351,564**	**100.00%**

Description	Governor's Budget (Y-01)	Leg. Adopted Budget (Z-01)	Column 2 Minus Column 1	% Change from Column 1 to Column 2
	Column 1	Column 2		
EXPENDITURES				
PERSONAL SERVICES				
SALARIES & WAGES				
3190 All Other Differential				
3400 Other Funds Ltd	7,423	7,423	0	0.00%
SALARIES & WAGES				
3400 Other Funds Ltd	7,423	7,423	0	0.00%
TOTAL SALARIES & WAGES	**$7,423**	**$7,423**	**$0**	**0.00%**
OTHER PAYROLL EXPENSES				
3220 Public Employees Retire Cont				
3400 Other Funds Ltd	1,330	1,330	0	0.00%
3221 Pension Obligation Bond				
3400 Other Funds Ltd	(48,572)	(48,572)	0	0.00%
6400 Federal Funds Ltd	(23,386)	(23,386)	0	0.00%
All Funds	(71,958)	(71,958)	0	0.00%
3230 Social Security Taxes				
3400 Other Funds Ltd	568	568	0	0.00%
3241 Paid Family Medical Leave Insurance				
3400 Other Funds Ltd	30	30	0	0.00%

Description	Governor's Budget (Y-01) Column 1	Leg. Adopted Budget (Z-01) Column 2	Column 2 Minus Column 1	% Change from Column 1 to Column 2
3260 Mass Transit Tax				
3400 Other Funds Ltd	9,175	9,175	0	0.00%
OTHER PAYROLL EXPENSES				
3400 Other Funds Ltd	(37,469)	(37,469)	0	0.00%
6400 Federal Funds Ltd	(23,386)	(23,386)	0	0.00%
TOTAL OTHER PAYROLL EXPENSES	**($60,855)**	**($60,855)**	**$0**	**0.00%**
P.S. BUDGET ADJUSTMENTS				
3455 Vacancy Savings				
6400 Federal Funds Ltd	(130,668)	(130,668)	0	0.00%
P.S. BUDGET ADJUSTMENTS				
6400 Federal Funds Ltd	(130,668)	(130,668)	0	0.00%
TOTAL P.S. BUDGET ADJUSTMENTS	**($130,668)**	**($130,668)**	**$0**	**0.00%**
PERSONAL SERVICES				
3400 Other Funds Ltd	(30,046)	(30,046)	0	0.00%
6400 Federal Funds Ltd	(154,054)	(154,054)	0	0.00%
TOTAL PERSONAL SERVICES	**($184,100)**	**($184,100)**	**$0**	**0.00%**
EXPENDITURES				
3400 Other Funds Ltd	(30,046)	(30,046)	0	0.00%
6400 Federal Funds Ltd	(154,054)	(154,054)	0	0.00%

Description	Governor's Budget (Y-01)	Leg. Adopted Budget (Z-01)	Column 2 Minus Column 1	% Change from Column 1 to Column 2
	Column 1	Column 2		
TOTAL EXPENDITURES	**($184,100)**	**($184,100)**	**$0**	**0.00%**
ENDING BALANCE				
3400 Other Funds Ltd	30,046	30,046	0	0.00%
6400 Federal Funds Ltd	154,054	154,054	0	0.00%
TOTAL ENDING BALANCE	**$184,100**	**$184,100**	**$0**	**0.00%**

Description	Governor's Budget (Y-01)	Leg. Adopted Budget (Z-01)	Column 2 Minus Column 1	% Change from Column 1 to Column 2
	Column 1	Column 2		
EXPENDITURES				
SERVICES & SUPPLIES				
4650 Other Services and Supplies				
6400 Federal Funds Ltd	312,600	312,600	0	0.00%
SERVICES & SUPPLIES				
6400 Federal Funds Ltd	312,600	312,600	0	0.00%
TOTAL SERVICES & SUPPLIES	**$312,600**	**$312,600**	**$0**	**0.00%**
EXPENDITURES				
6400 Federal Funds Ltd	312,600	312,600	0	0.00%
TOTAL EXPENDITURES	**$312,600**	**$312,600**	**$0**	**0.00%**
ENDING BALANCE				
6400 Federal Funds Ltd	(312,600)	(312,600)	0	0.00%
TOTAL ENDING BALANCE	**($312,600)**	**($312,600)**	**$0**	**0.00%**

Description	Governor's Budget (Y-01)	Leg. Adopted Budget (Z-01)	Column 2 Minus Column 1	% Change from Column 1 to Column 2
	Column 1	Column 2		
EXPENDITURES				
SERVICES & SUPPLIES				
4650 Other Services and Supplies				
6400 Federal Funds Ltd	(2,900,000)	(2,900,000)	0	0.00%
SERVICES & SUPPLIES				
6400 Federal Funds Ltd	(2,900,000)	(2,900,000)	0	0.00%
TOTAL SERVICES & SUPPLIES	**($2,900,000)**	**($2,900,000)**	**$0**	**0.00%**
EXPENDITURES				
6400 Federal Funds Ltd	(2,900,000)	(2,900,000)	0	0.00%
TOTAL EXPENDITURES	**($2,900,000)**	**($2,900,000)**	**$0**	**0.00%**
ENDING BALANCE				
6400 Federal Funds Ltd	2,900,000	2,900,000	0	0.00%
TOTAL ENDING BALANCE	**$2,900,000**	**$2,900,000**	**$0**	**0.00%**

Description	Governor's Budget (Y-01)	Leg. Adopted Budget (Z-01)	Column 2 Minus Column 1	% Change from Column 1 to Column 2
	Column 1	Column 2		
EXPENDITURES				
SERVICES & SUPPLIES				
4100 Instate Travel				
3400 Other Funds Ltd	29,865	29,865	0	0.00%
4125 Out of State Travel				
3400 Other Funds Ltd	994	994	0	0.00%
4150 Employee Training				
3400 Other Funds Ltd	21,536	21,536	0	0.00%
4175 Office Expenses				
3400 Other Funds Ltd	23,227	23,227	0	0.00%
4200 Telecommunications				
3400 Other Funds Ltd	23,888	23,888	0	0.00%
4225 State Gov. Service Charges				
3400 Other Funds Ltd	412,644	412,644	0	0.00%
4250 Data Processing				
3400 Other Funds Ltd	35,888	35,888	0	0.00%
4275 Publicity and Publications				
3400 Other Funds Ltd	3,672	3,672	0	0.00%
4300 Professional Services				

Description	Governor's Budget (Y-01)	Leg. Adopted Budget (Z-01)	Column 2 Minus Column 1	% Change from Column 1 to Column 2
	Column 1	Column 2		
3400 Other Funds Ltd	34,155	34,155	0	0.00%
4315 IT Professional Services				
3400 Other Funds Ltd	1,728	1,728	0	0.00%
4325 Attorney General				
3400 Other Funds Ltd	305,526	305,526	0	0.00%
4375 Employee Recruitment and Develop				
3400 Other Funds Ltd	797	797	0	0.00%
4400 Dues and Subscriptions				
3400 Other Funds Ltd	2,524	2,524	0	0.00%
4425 Facilities Rental and Taxes				
3400 Other Funds Ltd	126,993	126,993	0	0.00%
4450 Fuels and Utilities				
3400 Other Funds Ltd	782	782	0	0.00%
4475 Facilities Maintenance				
3400 Other Funds Ltd	1,721	1,721	0	0.00%
4575 Agency Program Related S and S				
3400 Other Funds Ltd	6,214	6,214	0	0.00%
4650 Other Services and Supplies				
3400 Other Funds Ltd	9,868	9,868	0	0.00%

Description	Governor's Budget (Y-01) Column 1	Leg. Adopted Budget (Z-01) Column 2	Column 2 Minus Column 1	% Change from Column 1 to Column 2
4700 Expendable Prop 250 - 5000				
3400 Other Funds Ltd	2,643	2,643	0	0.00%
4715 IT Expendable Property				
3400 Other Funds Ltd	9,209	9,209	0	0.00%
SERVICES & SUPPLIES				
3400 Other Funds Ltd	1,053,874	1,053,874	0	0.00%
TOTAL SERVICES & SUPPLIES	**$1,053,874**	**$1,053,874**	**$0**	**0.00%**
CAPITAL OUTLAY				
5200 Technical Equipment				
3400 Other Funds Ltd	6,689	6,689	0	0.00%
SPECIAL PAYMENTS				
6085 Other Special Payments				
3400 Other Funds Ltd	25,059	25,059	0	0.00%
EXPENDITURES				
3400 Other Funds Ltd	1,085,622	1,085,622	0	0.00%
TOTAL EXPENDITURES	**$1,085,622**	**$1,085,622**	**$0**	**0.00%**
ENDING BALANCE				
3400 Other Funds Ltd	(1,085,622)	(1,085,622)	0	0.00%
TOTAL ENDING BALANCE	**($1,085,622)**	**($1,085,622)**	**$0**	**0.00%**

Description	Governor's Budget (Y-01)	Leg. Adopted Budget (Z-01)	Column 2 Minus Column 1	% Change from Column 1 to Column 2
	Column 1	Column 2		
EXPENDITURES				
SERVICES & SUPPLIES				
4425 Facilities Rental and Taxes				
3400 Other Funds Ltd	53,882	53,882	0	0.00%
SERVICES & SUPPLIES				
3400 Other Funds Ltd	53,882	53,882	0	0.00%
TOTAL SERVICES & SUPPLIES	**$53,882**	**$53,882**	**$0**	**0.00%**
EXPENDITURES				
3400 Other Funds Ltd	53,882	53,882	0	0.00%
TOTAL EXPENDITURES	**$53,882**	**$53,882**	**$0**	**0.00%**
ENDING BALANCE				
3400 Other Funds Ltd	(53,882)	(53,882)	0	0.00%
TOTAL ENDING BALANCE	**($53,882)**	**($53,882)**	**$0**	**0.00%**

Description	Governor's Budget (Y-01)	Leg. Adopted Budget (Z-01)	Column 2 Minus Column 1	% Change from Column 1 to Column 2
	Column 1	Column 2		
EXPENDITURES				
SERVICES & SUPPLIES				
4200 Telecommunications				
3400 Other Funds Ltd	96,557	96,557	0	0.00%
4300 Professional Services				
3400 Other Funds Ltd	(3,121)	(3,121)	0	0.00%
4425 Facilities Rental and Taxes				
3400 Other Funds Ltd	(619,691)	(619,691)	0	0.00%
4575 Agency Program Related S and S				
3400 Other Funds Ltd	150,193	150,193	0	0.00%
4715 IT Expendable Property				
3400 Other Funds Ltd	53,739	53,739	0	0.00%
SERVICES & SUPPLIES				
3400 Other Funds Ltd	(322,323)	(322,323)	0	0.00%
TOTAL SERVICES & SUPPLIES	**($322,323)**	**($322,323)**	**$0**	**0.00%**
EXPENDITURES				
3400 Other Funds Ltd	(322,323)	(322,323)	0	0.00%
TOTAL EXPENDITURES	**($322,323)**	**($322,323)**	**$0**	**0.00%**
ENDING BALANCE				

Description	Governor's Budget (Y-01)	Leg. Adopted Budget (Z-01)	Column 2 Minus Column 1	% Change from Column 1 to Column 2
	Column 1	Column 2		
3400 Other Funds Ltd	322,323	322,323	0	0.00%
TOTAL ENDING BALANCE	**$322,323**	**$322,323**	**$0**	**0.00%**

Description	Governor's Budget (Y-01)	Leg. Adopted Budget (Z-01)	Column 2 Minus Column 1	% Change from Column 1 to Column 2
	Column 1	Column 2		
EXPENDITURES				
SERVICES & SUPPLIES				
4325 Attorney General				
3400 Other Funds Ltd	(93,998)	-	93,998	100.00%
SERVICES & SUPPLIES				
3400 Other Funds Ltd	(93,998)	-	93,998	100.00%
TOTAL SERVICES & SUPPLIES	**($93,998)**	**-**	**$93,998**	**100.00%**
EXPENDITURES				
3400 Other Funds Ltd	(93,998)	-	93,998	100.00%
TOTAL EXPENDITURES	**($93,998)**	**-**	**$93,998**	**100.00%**
ENDING BALANCE				
3400 Other Funds Ltd	93,998	-	(93,998)	(100.00%)
TOTAL ENDING BALANCE	**$93,998**	**-**	**($93,998)**	**(100.00%)**

Description	Governor's Budget (Y-01)	Leg. Adopted Budget (Z-01)	Column 2 Minus Column 1	% Change from Column 1 to Column 2
	Column 1	Column 2		
EXPENDITURES				
SERVICES & SUPPLIES				
4100 Instate Travel				
3400 Other Funds Ltd	(107,602)	-	107,602	100.00%
4175 Office Expenses				
3400 Other Funds Ltd	(5)	-	5	100.00%
4200 Telecommunications				
3400 Other Funds Ltd	(21,711)	-	21,711	100.00%
4225 State Gov. Service Charges				
3400 Other Funds Ltd	(135,779)	-	135,779	100.00%
4250 Data Processing				
3400 Other Funds Ltd	(46,368)	-	46,368	100.00%
4425 Facilities Rental and Taxes				
3400 Other Funds Ltd	(67,765)	-	67,765	100.00%
4650 Other Services and Supplies				
3400 Other Funds Ltd	(13,397)	-	13,397	100.00%
SERVICES & SUPPLIES				
3400 Other Funds Ltd	(392,627)	-	392,627	100.00%
TOTAL SERVICES & SUPPLIES	**($392,627)**	**-**	**$392,627**	**100.00%**

Description	Governor's Budget (Y-01)	Leg. Adopted Budget (Z-01)	Column 2 Minus Column 1	% Change from Column 1 to Column 2
	Column 1	Column 2		
EXPENDITURES				
3400 Other Funds Ltd	(392,627)	-	392,627	100.00%
TOTAL EXPENDITURES	**($392,627)**	**-**	**$392,627**	**100.00%**
ENDING BALANCE				
3400 Other Funds Ltd	392,627	-	(392,627)	(100.00%)
TOTAL ENDING BALANCE	**$392,627**	**-**	**($392,627)**	**(100.00%)**

Description	Governor's Budget (Y-01)	Leg. Adopted Budget (Z-01)	Column 2 Minus Column 1	% Change from Column 1 to Column 2
	Column 1	Column 2		
REVENUE CATEGORIES				
TAXES				
0125 Workers Comp Insurance Taxes				
3400 Other Funds Ltd	665,074	665,074	0	0.00%
AVAILABLE REVENUES				
3400 Other Funds Ltd	665,074	665,074	0	0.00%
TOTAL AVAILABLE REVENUES	**$665,074**	**$665,074**	**$0**	**0.00%**
EXPENDITURES				
PERSONAL SERVICES				
SALARIES & WAGES				
3110 Class/Unclass Sal. and Per Diem				
3400 Other Funds Ltd	133,350	133,350	0	0.00%
SALARIES & WAGES				
3400 Other Funds Ltd	133,350	133,350	0	0.00%
TOTAL SALARIES & WAGES	**$133,350**	**$133,350**	**$0**	**0.00%**
OTHER PAYROLL EXPENSES				
3210 Empl. Rel. Bd. Assessments				
3400 Other Funds Ltd	46	46	0	0.00%
3220 Public Employees Retire Cont				

Description	Governor's Budget (Y-01)	Leg. Adopted Budget (Z-01)	Column 2 Minus Column 1	% Change from Column 1 to Column 2
	Column 1	Column 2		
3400 Other Funds Ltd	23,896	23,896	0	0.00%
3230 Social Security Taxes				
3400 Other Funds Ltd	10,201	10,201	0	0.00%
3241 Paid Family Medical Leave Insurance				
3400 Other Funds Ltd	533	533	0	0.00%
3250 Workers Comp. Assess. (WCD)				
3400 Other Funds Ltd	40	40	0	0.00%
3260 Mass Transit Tax				
3400 Other Funds Ltd	800	800	0	0.00%
3270 Flexible Benefits				
3400 Other Funds Ltd	34,650	34,650	0	0.00%
OTHER PAYROLL EXPENSES				
3400 Other Funds Ltd	70,166	70,166	0	0.00%
TOTAL OTHER PAYROLL EXPENSES	**$70,166**	**$70,166**	**$0**	**0.00%**
PERSONAL SERVICES				
3400 Other Funds Ltd	203,516	203,516	0	0.00%
TOTAL PERSONAL SERVICES	**$203,516**	**$203,516**	**$0**	**0.00%**
SERVICES & SUPPLIES				
4100 Instate Travel				

Description	Governor's Budget (Y-01)	Leg. Adopted Budget (Z-01)	Column 2 Minus Column 1	% Change from Column 1 to Column 2
	Column 1	Column 2		
3400 Other Funds Ltd	3,353	3,353	0	0.00%
4125 Out of State Travel				
3400 Other Funds Ltd	250	250	0	0.00%
4150 Employee Training				
3400 Other Funds Ltd	1,615	1,615	0	0.00%
4175 Office Expenses				
3400 Other Funds Ltd	2,225	2,225	0	0.00%
4200 Telecommunications				
3400 Other Funds Ltd	3,033	3,033	0	0.00%
4250 Data Processing				
3400 Other Funds Ltd	2,408	2,408	0	0.00%
4275 Publicity and Publications				
3400 Other Funds Ltd	95,520	95,520	0	0.00%
4300 Professional Services				
3400 Other Funds Ltd	116,315	116,315	0	0.00%
4400 Dues and Subscriptions				
3400 Other Funds Ltd	4,356	4,356	0	0.00%
4425 Facilities Rental and Taxes				
3400 Other Funds Ltd	12,660	12,660	0	0.00%

Description	Governor's Budget (Y-01) Column 1	Leg. Adopted Budget (Z-01) Column 2	Column 2 Minus Column 1	% Change from Column 1 to Column 2
4650 Other Services and Supplies				
3400 Other Funds Ltd	214,000	214,000	0	0.00%
4715 IT Expendable Property				
3400 Other Funds Ltd	5,823	5,823	0	0.00%
SERVICES & SUPPLIES				
3400 Other Funds Ltd	461,558	461,558	0	0.00%
TOTAL SERVICES & SUPPLIES	**$461,558**	**$461,558**	**$0**	**0.00%**
EXPENDITURES				
3400 Other Funds Ltd	665,074	665,074	0	0.00%
TOTAL EXPENDITURES	**$665,074**	**$665,074**	**$0**	**0.00%**
ENDING BALANCE				
3400 Other Funds Ltd	-	-	0	0.00%
TOTAL ENDING BALANCE	**-**	**-**	**$0**	**0.00%**
AUTHORIZED POSITIONS				
8150 Class/Unclass Positions	1	1	0	0.00%
AUTHORIZED FTE				
8250 Class/Unclass FTE Positions	0.88	0.88	0.00	0.00%

Description	Governor's Budget (Y-01)	Leg. Adopted Budget (Z-01)	Column 2 Minus Column 1	% Change from Column 1 to Column 2
	Column 1	Column 2		
REVENUE CATEGORIES				
TAXES				
0125 Workers Comp Insurance Taxes				
3400 Other Funds Ltd	939,453	939,453	0	0.00%
AVAILABLE REVENUES				
3400 Other Funds Ltd	939,453	939,453	0	0.00%
TOTAL AVAILABLE REVENUES	**$939,453**	**$939,453**	**$0**	**0.00%**
EXPENDITURES				
SERVICES & SUPPLIES				
4100 Instate Travel				
3400 Other Funds Ltd	6,216	6,216	0	0.00%
4300 Professional Services				
3400 Other Funds Ltd	141,700	141,700	0	0.00%
4425 Facilities Rental and Taxes				
3400 Other Funds Ltd	651,975	651,975	0	0.00%
SERVICES & SUPPLIES				
3400 Other Funds Ltd	799,891	799,891	0	0.00%
TOTAL SERVICES & SUPPLIES	**$799,891**	**$799,891**	**$0**	**0.00%**
EXPENDITURES				

Description	Governor's Budget (Y-01)	Leg. Adopted Budget (Z-01)	Column 2 Minus Column 1	% Change from Column 1 to Column 2
	Column 1	Column 2		
3400 Other Funds Ltd	799,891	799,891	0	0.00%
TOTAL EXPENDITURES	**$799,891**	**$799,891**	**$0**	**0.00%**
ENDING BALANCE				
3400 Other Funds Ltd	139,562	139,562	0	0.00%
TOTAL ENDING BALANCE	**$139,562**	**$139,562**	**$0**	**0.00%**

Description	Governor's Budget (Y-01)	Leg. Adopted Budget (Z-01)	Column 2 Minus Column 1	% Change from Column 1 to Column 2
	Column 1	Column 2		
EXPENDITURES				
PERSONAL SERVICES				
SALARIES & WAGES				
3110 Class/Unclass Sal. and Per Diem				
3400 Other Funds Ltd	-	(14,700)	(14,700)	100.00%
SALARIES & WAGES				
3400 Other Funds Ltd	-	(14,700)	(14,700)	100.00%
TOTAL SALARIES & WAGES	**-**	**($14,700)**	**($14,700)**	**100.00%**
OTHER PAYROLL EXPENSES				
3210 Empl. Rel. Bd. Assessments				
3400 Other Funds Ltd	-	(26)	(26)	100.00%
3220 Public Employees Retire Cont				
3400 Other Funds Ltd	-	(2,634)	(2,634)	100.00%
3230 Social Security Taxes				
3400 Other Funds Ltd	-	(1,125)	(1,125)	100.00%
3241 Paid Family Medical Leave Insurance				
3400 Other Funds Ltd	-	(59)	(59)	100.00%
3250 Workers Comp. Assess. (WCD)				
3400 Other Funds Ltd	-	(23)	(23)	100.00%

Description	Governor's Budget (Y-01) Column 1	Leg. Adopted Budget (Z-01) Column 2	Column 2 Minus Column 1	% Change from Column 1 to Column 2
3270 Flexible Benefits				
3400 Other Funds Ltd	-	(19,800)	(19,800)	100.00%
OTHER PAYROLL EXPENSES				
3400 Other Funds Ltd	-	(23,667)	(23,667)	100.00%
TOTAL OTHER PAYROLL EXPENSES	**-**	**($23,667)**	**($23,667)**	**100.00%**
P.S. BUDGET ADJUSTMENTS				
3465 Reconciliation Adjustment				
3400 Other Funds Ltd	-	16,335	16,335	100.00%
P.S. BUDGET ADJUSTMENTS				
3400 Other Funds Ltd	-	16,335	16,335	100.00%
TOTAL P.S. BUDGET ADJUSTMENTS	**-**	**$16,335**	**$16,335**	**100.00%**
PERSONAL SERVICES				
3400 Other Funds Ltd	-	(22,032)	(22,032)	100.00%
TOTAL PERSONAL SERVICES	**-**	**($22,032)**	**($22,032)**	**100.00%**
EXPENDITURES				
3400 Other Funds Ltd	-	(22,032)	(22,032)	100.00%
TOTAL EXPENDITURES	**-**	**($22,032)**	**($22,032)**	**100.00%**
ENDING BALANCE				
3400 Other Funds Ltd	-	22,032	22,032	100.00%

Description	Governor's Budget (Y-01)	Leg. Adopted Budget (Z-01)	Column 2 Minus Column 1	% Change from Column 1 to Column 2
	Column 1	Column 2		
TOTAL ENDING BALANCE	**-**	**$22,032**	**$22,032**	**100.00%**
AUTHORIZED POSITIONS				
8150 Class/Unclass Positions	-	(1)	(1)	100.00%
AUTHORIZED FTE				
8250 Class/Unclass FTE Positions	-	(0.50)	(0.50)	100.00%

Description	Governor's Budget (Y-01)	Leg. Adopted Budget (Z-01)	Column 2 Minus Column 1	% Change from Column 1 to Column 2
	Column 1	Column 2		
EXPENDITURES				
SERVICES & SUPPLIES				
4100 Instate Travel				
3400 Other Funds Ltd	-	(107,518)	(107,518)	100.00%
4150 Employee Training				
3400 Other Funds Ltd	-	32,016	32,016	100.00%
4175 Office Expenses				
3400 Other Funds Ltd	-	3,657	3,657	100.00%
4200 Telecommunications				
3400 Other Funds Ltd	-	(54,967)	(54,967)	100.00%
4225 State Gov. Service Charges				
3400 Other Funds Ltd	-	(103,520)	(103,520)	100.00%
4250 Data Processing				
3400 Other Funds Ltd	-	(44,607)	(44,607)	100.00%
4325 Attorney General				
3400 Other Funds Ltd	-	(124,110)	(124,110)	100.00%
4425 Facilities Rental and Taxes				
3400 Other Funds Ltd	-	(57,873)	(57,873)	100.00%
4650 Other Services and Supplies				

Description	Governor's Budget (Y-01)	Leg. Adopted Budget (Z-01)	Column 2 Minus Column 1	% Change from Column 1 to Column 2
	Column 1	Column 2		
3400 Other Funds Ltd	-	(28,158)	(28,158)	100.00%
SERVICES & SUPPLIES				
3400 Other Funds Ltd	-	(485,080)	(485,080)	100.00%
TOTAL SERVICES & SUPPLIES	**-**	**($485,080)**	**($485,080)**	**100.00%**
EXPENDITURES				
3400 Other Funds Ltd	-	(485,080)	(485,080)	100.00%
TOTAL EXPENDITURES	**-**	**($485,080)**	**($485,080)**	**100.00%**
ENDING BALANCE				
3400 Other Funds Ltd	-	485,080	485,080	100.00%
TOTAL ENDING BALANCE	**-**	**$485,080**	**$485,080**	**100.00%**

Description	Governor's Budget (Y-01)	Leg. Adopted Budget (Z-01)	Column 2 Minus Column 1	% Change from Column 1 to Column 2
	Column 1	Column 2		
REVENUE CATEGORIES				
GENERAL FUND APPROPRIATION				
0050 General Fund Appropriation				
8000 General Fund	18,542	18,542	0	0.00%
REVENUE CATEGORIES				
8000 General Fund	18,542	18,542	0	0.00%
TOTAL REVENUE CATEGORIES	**$18,542**	**$18,542**	**$0**	**0.00%**
AVAILABLE REVENUES				
8000 General Fund	18,542	18,542	0	0.00%
TOTAL AVAILABLE REVENUES	**$18,542**	**$18,542**	**$0**	**0.00%**
EXPENDITURES				
PERSONAL SERVICES				
SALARIES & WAGES				
3160 Temporary Appointments				
3400 Other Funds Ltd	2,847	2,847	0	0.00%
3170 Overtime Payments				
3400 Other Funds Ltd	4,946	4,946	0	0.00%
3190 All Other Differential				
3400 Other Funds Ltd	3,033	3,033	0	0.00%

Description	Governor's Budget (Y-01)	Leg. Adopted Budget (Z-01)	Column 2 Minus Column 1	% Change from Column 1 to Column 2
	Column 1	Column 2		
SALARIES & WAGES				
3400 Other Funds Ltd	10,826	10,826	0	0.00%
TOTAL SALARIES & WAGES	**$10,826**	**$10,826**	**$0**	**0.00%**
OTHER PAYROLL EXPENSES				
3220 Public Employees Retire Cont				
3400 Other Funds Ltd	1,431	1,431	0	0.00%
3221 Pension Obligation Bond				
8000 General Fund	16,652	16,652	0	0.00%
3400 Other Funds Ltd	12,177	12,177	0	0.00%
6400 Federal Funds Ltd	(1,128)	(1,128)	0	0.00%
All Funds	27,701	27,701	0	0.00%
3230 Social Security Taxes				
3400 Other Funds Ltd	829	829	0	0.00%
3240 Unemployment Assessments				
3400 Other Funds Ltd	456	456	0	0.00%
3241 Paid Family Medical Leave Insurance				
3400 Other Funds Ltd	32	32	0	0.00%
3260 Mass Transit Tax				
8000 General Fund	1,890	1,890	0	0.00%

Description	Governor's Budget (Y-01)	Leg. Adopted Budget (Z-01)	Column 2 Minus Column 1	% Change from Column 1 to Column 2
	Column 1	Column 2		
3400 Other Funds Ltd	17,168	17,168	0	0.00%
All Funds	19,058	19,058	0	0.00%
OTHER PAYROLL EXPENSES				
8000 General Fund	18,542	18,542	0	0.00%
3400 Other Funds Ltd	32,093	32,093	0	0.00%
6400 Federal Funds Ltd	(1,128)	(1,128)	0	0.00%
TOTAL OTHER PAYROLL EXPENSES	**$49,507**	**$49,507**	**$0**	**0.00%**
P.S. BUDGET ADJUSTMENTS				
3455 Vacancy Savings				
3400 Other Funds Ltd	(253,330)	(253,330)	0	0.00%
P.S. BUDGET ADJUSTMENTS				
3400 Other Funds Ltd	(253,330)	(253,330)	0	0.00%
TOTAL P.S. BUDGET ADJUSTMENTS	**($253,330)**	**($253,330)**	**$0**	**0.00%**
PERSONAL SERVICES				
8000 General Fund	18,542	18,542	0	0.00%
3400 Other Funds Ltd	(210,411)	(210,411)	0	0.00%
6400 Federal Funds Ltd	(1,128)	(1,128)	0	0.00%
TOTAL PERSONAL SERVICES	**($192,997)**	**($192,997)**	**$0**	**0.00%**
EXPENDITURES				

Description	Governor's Budget (Y-01)	Leg. Adopted Budget (Z-01)	Column 2 Minus Column 1	% Change from Column 1 to Column 2
	Column 1	Column 2		
8000 General Fund	18,542	18,542	0	0.00%
3400 Other Funds Ltd	(210,411)	(210,411)	0	0.00%
6400 Federal Funds Ltd	(1,128)	(1,128)	0	0.00%
TOTAL EXPENDITURES	**($192,997)**	**($192,997)**	**$0**	**0.00%**
ENDING BALANCE				
8000 General Fund	-	-	0	0.00%
3400 Other Funds Ltd	210,411	210,411	0	0.00%
6400 Federal Funds Ltd	1,128	1,128	0	0.00%
TOTAL ENDING BALANCE	**$211,539**	**$211,539**	**$0**	**0.00%**

Description	Governor's Budget (Y-01)	Leg. Adopted Budget (Z-01)	Column 2 Minus Column 1	% Change from Column 1 to Column 2
	Column 1	Column 2		
EXPENDITURES				
SERVICES & SUPPLIES				
4150 Employee Training				
3400 Other Funds Ltd	2,084	2,084	0	0.00%
4175 Office Expenses				
3400 Other Funds Ltd	3	3	0	0.00%
4200 Telecommunications				
3400 Other Funds Ltd	4	4	0	0.00%
4250 Data Processing				
3400 Other Funds Ltd	22	22	0	0.00%
4715 IT Expendable Property				
3400 Other Funds Ltd	3,751	3,751	0	0.00%
SERVICES & SUPPLIES				
3400 Other Funds Ltd	5,864	5,864	0	0.00%
TOTAL SERVICES & SUPPLIES	**$5,864**	**$5,864**	**$0**	**0.00%**
EXPENDITURES				
3400 Other Funds Ltd	5,864	5,864	0	0.00%
TOTAL EXPENDITURES	**$5,864**	**$5,864**	**$0**	**0.00%**
ENDING BALANCE				

Description	Governor's Budget (Y-01)	Leg. Adopted Budget (Z-01)	Column 2 Minus Column 1	% Change from Column 1 to Column 2
	Column 1	Column 2		
3400 Other Funds Ltd	(5,864)	(5,864)	0	0.00%
TOTAL ENDING BALANCE	**($5,864)**	**($5,864)**	**$0**	**0.00%**

Description	Governor's Budget (Y-01)	Leg. Adopted Budget (Z-01)	Column 2 Minus Column 1	% Change from Column 1 to Column 2
	Column 1	Column 2		
REVENUE CATEGORIES				
GENERAL FUND APPROPRIATION				
0050 General Fund Appropriation				
8000 General Fund	591	591	0	0.00%
REVENUE CATEGORIES				
8000 General Fund	591	591	0	0.00%
TOTAL REVENUE CATEGORIES	**$591**	**$591**	**$0**	**0.00%**
AVAILABLE REVENUES				
8000 General Fund	591	591	0	0.00%
TOTAL AVAILABLE REVENUES	**$591**	**$591**	**$0**	**0.00%**
EXPENDITURES				
SERVICES & SUPPLIES				
4100 Instate Travel				
8000 General Fund	1	1	0	0.00%
3400 Other Funds Ltd	1,716	1,716	0	0.00%
All Funds	1,717	1,717	0	0.00%
4125 Out of State Travel				
8000 General Fund	1	1	0	0.00%
3400 Other Funds Ltd	157	157	0	0.00%

Description	Governor's Budget (Y-01) Column 1	Leg. Adopted Budget (Z-01) Column 2	Column 2 Minus Column 1	% Change from Column 1 to Column 2
6400 Federal Funds Ltd	9	9	0	0.00%
All Funds	167	167	0	0.00%
4150 Employee Training				
8000 General Fund	20	20	0	0.00%
3400 Other Funds Ltd	3,351	3,351	0	0.00%
6400 Federal Funds Ltd	56	56	0	0.00%
All Funds	3,427	3,427	0	0.00%
4175 Office Expenses				
8000 General Fund	17	17	0	0.00%
3400 Other Funds Ltd	9,665	9,665	0	0.00%
6400 Federal Funds Ltd	102	102	0	0.00%
All Funds	9,784	9,784	0	0.00%
4200 Telecommunications				
8000 General Fund	39	39	0	0.00%
3400 Other Funds Ltd	41,373	41,373	0	0.00%
6400 Federal Funds Ltd	48	48	0	0.00%
All Funds	41,460	41,460	0	0.00%
4225 State Gov. Service Charges				
3400 Other Funds Ltd	379,588	379,588	0	0.00%

Description	Governor's Budget (Y-01) Column 1	Leg. Adopted Budget (Z-01) Column 2	Column 2 Minus Column 1	% Change from Column 1 to Column 2
4250 Data Processing				
8000 General Fund	132	132	0	0.00%
3400 Other Funds Ltd	93,542	93,542	0	0.00%
All Funds	93,674	93,674	0	0.00%
4275 Publicity and Publications				
3400 Other Funds Ltd	522	522	0	0.00%
4300 Professional Services				
3400 Other Funds Ltd	48,826	48,826	0	0.00%
6400 Federal Funds Ltd	77	77	0	0.00%
All Funds	48,903	48,903	0	0.00%
4315 IT Professional Services				
3400 Other Funds Ltd	26,575	26,575	0	0.00%
4325 Attorney General				
3400 Other Funds Ltd	2,264	2,264	0	0.00%
4375 Employee Recruitment and Develop				
3400 Other Funds Ltd	337	337	0	0.00%
4400 Dues and Subscriptions				
3400 Other Funds Ltd	2,845	2,845	0	0.00%
6400 Federal Funds Ltd	1	1	0	0.00%

Description	Governor's Budget (Y-01) Column 1	Leg. Adopted Budget (Z-01) Column 2	Column 2 Minus Column 1	% Change from Column 1 to Column 2
All Funds	2,846	2,846	0	0.00%
4425 Facilities Rental and Taxes				
8000 General Fund	293	293	0	0.00%
3400 Other Funds Ltd	56,598	56,598	0	0.00%
6400 Federal Funds Ltd	651	651	0	0.00%
All Funds	57,542	57,542	0	0.00%
4450 Fuels and Utilities				
3400 Other Funds Ltd	12	12	0	0.00%
4475 Facilities Maintenance				
3400 Other Funds Ltd	376	376	0	0.00%
4575 Agency Program Related S and S				
3400 Other Funds Ltd	24	24	0	0.00%
4600 Intra-agency Charges				
3400 Other Funds Ltd	18	18	0	0.00%
4650 Other Services and Supplies				
3400 Other Funds Ltd	15,808	15,808	0	0.00%
4700 Expendable Prop 250 - 5000				
3400 Other Funds Ltd	1,150	1,150	0	0.00%
4715 IT Expendable Property				

Description	Governor's Budget (Y-01) Column 1	Leg. Adopted Budget (Z-01) Column 2	Column 2 Minus Column 1	% Change from Column 1 to Column 2
8000 General Fund	88	88	0	0.00%
3400 Other Funds Ltd	11,008	11,008	0	0.00%
6400 Federal Funds Ltd	4	4	0	0.00%
All Funds	11,100	11,100	0	0.00%
SERVICES & SUPPLIES				
8000 General Fund	591	591	0	0.00%
3400 Other Funds Ltd	695,755	695,755	0	0.00%
6400 Federal Funds Ltd	948	948	0	0.00%
TOTAL SERVICES & SUPPLIES	**$697,294**	**$697,294**	**$0**	**0.00%**
CAPITAL OUTLAY				
5200 Technical Equipment				
3400 Other Funds Ltd	5,942	5,942	0	0.00%
5600 Data Processing Hardware				
3400 Other Funds Ltd	10,153	10,153	0	0.00%
CAPITAL OUTLAY				
3400 Other Funds Ltd	16,095	16,095	0	0.00%
TOTAL CAPITAL OUTLAY	**$16,095**	**$16,095**	**$0**	**0.00%**
EXPENDITURES				
8000 General Fund	591	591	0	0.00%

Description	Governor's Budget (Y-01)	Leg. Adopted Budget (Z-01)	Column 2 Minus Column 1	% Change from Column 1 to Column 2
	Column 1	Column 2		
3400 Other Funds Ltd	711,850	711,850	0	0.00%
6400 Federal Funds Ltd	948	948	0	0.00%
TOTAL EXPENDITURES	**$713,389**	**$713,389**	**$0**	**0.00%**
ENDING BALANCE				
8000 General Fund	-	-	0	0.00%
3400 Other Funds Ltd	(711,850)	(711,850)	0	0.00%
6400 Federal Funds Ltd	(948)	(948)	0	0.00%
TOTAL ENDING BALANCE	**($712,798)**	**($712,798)**	**$0**	**0.00%**

Description	Governor's Budget (Y-01)	Leg. Adopted Budget (Z-01)	Column 2 Minus Column 1	% Change from Column 1 to Column 2
	Column 1	Column 2		
REVENUE CATEGORIES				
GENERAL FUND APPROPRIATION				
0050 General Fund Appropriation				
8000 General Fund	993	993	0	0.00%
REVENUE CATEGORIES				
8000 General Fund	993	993	0	0.00%
TOTAL REVENUE CATEGORIES	**$993**	**$993**	**$0**	**0.00%**
AVAILABLE REVENUES				
8000 General Fund	993	993	0	0.00%
TOTAL AVAILABLE REVENUES	**$993**	**$993**	**$0**	**0.00%**
EXPENDITURES				
SERVICES & SUPPLIES				
4425 Facilities Rental and Taxes				
8000 General Fund	993	993	0	0.00%
3400 Other Funds Ltd	200,900	200,900	0	0.00%
6400 Federal Funds Ltd	2,204	2,204	0	0.00%
All Funds	204,097	204,097	0	0.00%
SERVICES & SUPPLIES				
8000 General Fund	993	993	0	0.00%

Description	Governor's Budget (Y-01)	Leg. Adopted Budget (Z-01)	Column 2 Minus Column 1	% Change from Column 1 to Column 2
	Column 1	Column 2		
3400 Other Funds Ltd	200,900	200,900	0	0.00%
6400 Federal Funds Ltd	2,204	2,204	0	0.00%
TOTAL SERVICES & SUPPLIES	**$204,097**	**$204,097**	**$0**	**0.00%**
EXPENDITURES				
8000 General Fund	993	993	0	0.00%
3400 Other Funds Ltd	200,900	200,900	0	0.00%
6400 Federal Funds Ltd	2,204	2,204	0	0.00%
TOTAL EXPENDITURES	**$204,097**	**$204,097**	**$0**	**0.00%**
ENDING BALANCE				
8000 General Fund	-	-	0	0.00%
3400 Other Funds Ltd	(200,900)	(200,900)	0	0.00%
6400 Federal Funds Ltd	(2,204)	(2,204)	0	0.00%
TOTAL ENDING BALANCE	**($203,104)**	**($203,104)**	**$0**	**0.00%**

Description	Governor's Budget (Y-01)	Leg. Adopted Budget (Z-01)	Column 2 Minus Column 1	% Change from Column 1 to Column 2
	Column 1	Column 2		
REVENUE CATEGORIES				
GENERAL FUND APPROPRIATION				
0050 General Fund Appropriation				
8000 General Fund	(493,842)	(493,842)	0	0.00%
REVENUE CATEGORIES				
8000 General Fund	(493,842)	(493,842)	0	0.00%
TOTAL REVENUE CATEGORIES	**($493,842)**	**($493,842)**	**$0**	**0.00%**
AVAILABLE REVENUES				
8000 General Fund	(493,842)	(493,842)	0	0.00%
TOTAL AVAILABLE REVENUES	**($493,842)**	**($493,842)**	**$0**	**0.00%**
EXPENDITURES				
PERSONAL SERVICES				
SALARIES & WAGES				
3110 Class/Unclass Sal. and Per Diem				
8000 General Fund	(315,072)	(315,072)	0	0.00%
3400 Other Funds Ltd	315,072	315,072	0	0.00%
All Funds	-	-	0	0.00%
SALARIES & WAGES				
8000 General Fund	(315,072)	(315,072)	0	0.00%

Description	Governor's Budget (Y-01) Column 1	Leg. Adopted Budget (Z-01) Column 2	Column 2 Minus Column 1	% Change from Column 1 to Column 2
3400 Other Funds Ltd	315,072	315,072	0	0.00%
TOTAL SALARIES & WAGES	**-**	**-**	**$0**	**0.00%**
OTHER PAYROLL EXPENSES				
3210 Empl. Rel. Bd. Assessments				
8000 General Fund	(106)	(106)	0	0.00%
3400 Other Funds Ltd	106	106	0	0.00%
All Funds	-	-	0	0.00%
3220 Public Employees Retire Cont				
8000 General Fund	(56,461)	(56,461)	0	0.00%
3400 Other Funds Ltd	56,461	56,461	0	0.00%
All Funds	-	-	0	0.00%
3230 Social Security Taxes				
8000 General Fund	(24,103)	(24,103)	0	0.00%
3400 Other Funds Ltd	24,103	24,103	0	0.00%
All Funds	-	-	0	0.00%
3241 Paid Family Medical Leave Insurance				
8000 General Fund	(1,260)	(1,260)	0	0.00%
3400 Other Funds Ltd	1,260	1,260	0	0.00%
All Funds	-	-	0	0.00%

Description	Governor's Budget (Y-01) Column 1	Leg. Adopted Budget (Z-01) Column 2	Column 2 Minus Column 1	% Change from Column 1 to Column 2
3250 Workers Comp. Assess. (WCD)				
8000 General Fund	(92)	(92)	0	0.00%
3400 Other Funds Ltd	92	92	0	0.00%
All Funds	-	-	0	0.00%
3260 Mass Transit Tax				
8000 General Fund	(1,890)	(1,890)	0	0.00%
3400 Other Funds Ltd	1,890	1,890	0	0.00%
All Funds	-	-	0	0.00%
3270 Flexible Benefits				
8000 General Fund	(79,200)	(79,200)	0	0.00%
3400 Other Funds Ltd	79,200	79,200	0	0.00%
All Funds	-	-	0	0.00%
OTHER PAYROLL EXPENSES				
8000 General Fund	(163,112)	(163,112)	0	0.00%
3400 Other Funds Ltd	163,112	163,112	0	0.00%
TOTAL OTHER PAYROLL EXPENSES	**-**	**-**	**$0**	**0.00%**
PERSONAL SERVICES				
8000 General Fund	(478,184)	(478,184)	0	0.00%
3400 Other Funds Ltd	478,184	478,184	0	0.00%

Description	Governor's Budget (Y-01) Column 1	Leg. Adopted Budget (Z-01) Column 2	Column 2 Minus Column 1	% Change from Column 1 to Column 2
TOTAL PERSONAL SERVICES	**-**	**-**	**$0**	**0.00%**
SERVICES & SUPPLIES				
4100 Instate Travel				
8000 General Fund	(17)	(17)	0	0.00%
3400 Other Funds Ltd	17	17	0	0.00%
All Funds	-	-	0	0.00%
4125 Out of State Travel				
8000 General Fund	(21)	(21)	0	0.00%
3400 Other Funds Ltd	21	21	0	0.00%
All Funds	-	-	0	0.00%
4150 Employee Training				
8000 General Fund	(495)	(495)	0	0.00%
3400 Other Funds Ltd	495	495	0	0.00%
All Funds	-	-	0	0.00%
4175 Office Expenses				
8000 General Fund	(424)	(424)	0	0.00%
3400 Other Funds Ltd	424	424	0	0.00%
All Funds	-	-	0	0.00%
4200 Telecommunications				

Description	Governor's Budget (Y-01) Column 1	Leg. Adopted Budget (Z-01) Column 2	Column 2 Minus Column 1	% Change from Column 1 to Column 2
8000 General Fund	(974)	(974)	0	0.00%
3400 Other Funds Ltd	974	974	0	0.00%
All Funds	-	-	0	0.00%
4250 Data Processing				
8000 General Fund	(3,278)	(3,278)	0	0.00%
3400 Other Funds Ltd	3,278	3,278	0	0.00%
All Funds	-	-	0	0.00%
4400 Dues and Subscriptions				
8000 General Fund	(3)	(3)	0	0.00%
3400 Other Funds Ltd	3	3	0	0.00%
All Funds	-	-	0	0.00%
4425 Facilities Rental and Taxes				
8000 General Fund	(8,261)	(8,261)	0	0.00%
3400 Other Funds Ltd	8,261	8,261	0	0.00%
All Funds	-	-	0	0.00%
4715 IT Expendable Property				
8000 General Fund	(2,185)	(2,185)	0	0.00%
3400 Other Funds Ltd	2,185	2,185	0	0.00%
All Funds	-	-	0	0.00%

Description	Governor's Budget (Y-01) Column 1	Leg. Adopted Budget (Z-01) Column 2	Column 2 Minus Column 1	% Change from Column 1 to Column 2
SERVICES & SUPPLIES				
8000 General Fund	(15,658)	(15,658)	0	0.00%
3400 Other Funds Ltd	15,658	15,658	0	0.00%
TOTAL SERVICES & SUPPLIES	**-**	**-**	**$0**	**0.00%**
EXPENDITURES				
8000 General Fund	(493,842)	(493,842)	0	0.00%
3400 Other Funds Ltd	493,842	493,842	0	0.00%
TOTAL EXPENDITURES	**-**	**-**	**$0**	**0.00%**
ENDING BALANCE				
8000 General Fund	-	-	0	0.00%
3400 Other Funds Ltd	(493,842)	(493,842)	0	0.00%
TOTAL ENDING BALANCE	**($493,842)**	**($493,842)**	**$0**	**0.00%**

Description	Governor's Budget (Y-01)	Leg. Adopted Budget (Z-01)	Column 2 Minus Column 1	% Change from Column 1 to Column 2
	Column 1	Column 2		
EXPENDITURES				
SERVICES & SUPPLIES				
4200 Telecommunications				
3400 Other Funds Ltd	(219,269)	(219,269)	0	0.00%
4250 Data Processing				
3400 Other Funds Ltd	(184,061)	(184,061)	0	0.00%
4300 Professional Services				
3400 Other Funds Ltd	52,000	52,000	0	0.00%
4425 Facilities Rental and Taxes				
3400 Other Funds Ltd	876,505	876,505	0	0.00%
4575 Agency Program Related S and S				
3400 Other Funds Ltd	244,737	244,737	0	0.00%
4600 Intra-agency Charges				
3400 Other Funds Ltd	17,329	17,329	0	0.00%
4715 IT Expendable Property				
3400 Other Funds Ltd	377,557	377,557	0	0.00%
SERVICES & SUPPLIES				
3400 Other Funds Ltd	1,164,798	1,164,798	0	0.00%
TOTAL SERVICES & SUPPLIES	**$1,164,798**	**$1,164,798**	**$0**	**0.00%**

Description	Governor's Budget (Y-01)	Leg. Adopted Budget (Z-01)	Column 2 Minus Column 1	% Change from Column 1 to Column 2
	Column 1	Column 2		
EXPENDITURES				
3400 Other Funds Ltd	1,164,798	1,164,798	0	0.00%
TOTAL EXPENDITURES	**$1,164,798**	**$1,164,798**	**$0**	**0.00%**
ENDING BALANCE				
3400 Other Funds Ltd	(1,164,798)	(1,164,798)	0	0.00%
TOTAL ENDING BALANCE	**($1,164,798)**	**($1,164,798)**	**$0**	**0.00%**

Description	Governor's Budget (Y-01)	Leg. Adopted Budget (Z-01)	Column 2 Minus Column 1	% Change from Column 1 to Column 2
	Column 1	Column 2		
EXPENDITURES				
PERSONAL SERVICES				
SALARIES & WAGES				
3110 Class/Unclass Sal. and Per Diem				
3400 Other Funds Ltd	(315,072)	(315,072)	0	0.00%
SALARIES & WAGES				
3400 Other Funds Ltd	(315,072)	(315,072)	0	0.00%
TOTAL SALARIES & WAGES	**($315,072)**	**($315,072)**	**$0**	**0.00%**
OTHER PAYROLL EXPENSES				
3210 Empl. Rel. Bd. Assessments				
3400 Other Funds Ltd	(106)	(106)	0	0.00%
3220 Public Employees Retire Cont				
3400 Other Funds Ltd	(56,461)	(56,461)	0	0.00%
3221 Pension Obligation Bond				
3400 Other Funds Ltd	(16,652)	(16,652)	0	0.00%
3230 Social Security Taxes				
3400 Other Funds Ltd	(24,103)	(24,103)	0	0.00%
3241 Paid Family Medical Leave Insurance				
3400 Other Funds Ltd	(1,260)	(1,260)	0	0.00%

Description	Governor's Budget (Y-01) Column 1	Leg. Adopted Budget (Z-01) Column 2	Column 2 Minus Column 1	% Change from Column 1 to Column 2
3250 Workers Comp. Assess. (WCD)				
3400 Other Funds Ltd	(92)	(92)	0	0.00%
3260 Mass Transit Tax				
3400 Other Funds Ltd	(1,890)	(1,890)	0	0.00%
3270 Flexible Benefits				
3400 Other Funds Ltd	(79,200)	(79,200)	0	0.00%
OTHER PAYROLL EXPENSES				
3400 Other Funds Ltd	(179,764)	(179,764)	0	0.00%
TOTAL OTHER PAYROLL EXPENSES	**($179,764)**	**($179,764)**	**$0**	**0.00%**
PERSONAL SERVICES				
3400 Other Funds Ltd	(494,836)	(494,836)	0	0.00%
TOTAL PERSONAL SERVICES	**($494,836)**	**($494,836)**	**$0**	**0.00%**
SERVICES & SUPPLIES				
4100 Instate Travel				
3400 Other Funds Ltd	(17)	(17)	0	0.00%
4125 Out of State Travel				
3400 Other Funds Ltd	(21)	(21)	0	0.00%
4150 Employee Training				
3400 Other Funds Ltd	(495)	(495)	0	0.00%

Description	Governor's Budget (Y-01)	Leg. Adopted Budget (Z-01)	Column 2 Minus Column 1	% Change from Column 1 to Column 2
	Column 1	Column 2		
4175 Office Expenses				
3400 Other Funds Ltd	(424)	(424)	0	0.00%
4200 Telecommunications				
3400 Other Funds Ltd	(974)	(974)	0	0.00%
4250 Data Processing				
3400 Other Funds Ltd	(3,278)	(3,278)	0	0.00%
4400 Dues and Subscriptions				
3400 Other Funds Ltd	(3)	(3)	0	0.00%
4425 Facilities Rental and Taxes				
3400 Other Funds Ltd	(8,261)	(8,261)	0	0.00%
4715 IT Expendable Property				
3400 Other Funds Ltd	(2,185)	(2,185)	0	0.00%
SERVICES & SUPPLIES				
3400 Other Funds Ltd	(15,658)	(15,658)	0	0.00%
TOTAL SERVICES & SUPPLIES	**($15,658)**	**($15,658)**	**$0**	**0.00%**
EXPENDITURES				
3400 Other Funds Ltd	(510,494)	(510,494)	0	0.00%
TOTAL EXPENDITURES	**($510,494)**	**($510,494)**	**$0**	**0.00%**
ENDING BALANCE				

Description	Governor's Budget (Y-01)	Leg. Adopted Budget (Z-01)	Column 2 Minus Column 1	% Change from Column 1 to Column 2
	Column 1	Column 2		
3400 Other Funds Ltd	510,494	510,494	0	0.00%
TOTAL ENDING BALANCE	**$510,494**	**$510,494**	**$0**	**0.00%**
AUTHORIZED POSITIONS				
8150 Class/Unclass Positions	(2)	(2)	0	0.00%
AUTHORIZED FTE				
8250 Class/Unclass FTE Positions	(2.00)	(2.00)	0.00	0.00%

Description	Governor's Budget (Y-01) Column 1	Leg. Adopted Budget (Z-01) Column 2	Column 2 Minus Column 1	% Change from Column 1 to Column 2
REVENUE CATEGORIES				
GENERAL FUND APPROPRIATION				
0050 General Fund Appropriation				
8000 General Fund	(16,652)	(16,652)	0	0.00%
REVENUE CATEGORIES				
8000 General Fund	(16,652)	(16,652)	0	0.00%
TOTAL REVENUE CATEGORIES	**($16,652)**	**($16,652)**	**$0**	**0.00%**
AVAILABLE REVENUES				
8000 General Fund	(16,652)	(16,652)	0	0.00%
TOTAL AVAILABLE REVENUES	**($16,652)**	**($16,652)**	**$0**	**0.00%**
EXPENDITURES				
PERSONAL SERVICES				
OTHER PAYROLL EXPENSES				
3221 Pension Obligation Bond				
8000 General Fund	(16,652)	(16,652)	0	0.00%
3400 Other Funds Ltd	16,652	16,652	0	0.00%
All Funds	-	-	0	0.00%
OTHER PAYROLL EXPENSES				
8000 General Fund	(16,652)	(16,652)	0	0.00%

Description	Governor's Budget (Y-01) Column 1	Leg. Adopted Budget (Z-01) Column 2	Column 2 Minus Column 1	% Change from Column 1 to Column 2
3400 Other Funds Ltd	16,652	16,652	0	0.00%
TOTAL OTHER PAYROLL EXPENSES	**-**	**-**	**$0**	**0.00%**
PERSONAL SERVICES				
8000 General Fund	(16,652)	(16,652)	0	0.00%
3400 Other Funds Ltd	16,652	16,652	0	0.00%
TOTAL PERSONAL SERVICES	**-**	**-**	**$0**	**0.00%**
EXPENDITURES				
8000 General Fund	(16,652)	(16,652)	0	0.00%
3400 Other Funds Ltd	16,652	16,652	0	0.00%
TOTAL EXPENDITURES	**-**	**-**	**$0**	**0.00%**
ENDING BALANCE				
8000 General Fund	-	-	0	0.00%
3400 Other Funds Ltd	(16,652)	(16,652)	0	0.00%
TOTAL ENDING BALANCE	**($16,652)**	**($16,652)**	**$0**	**0.00%**

Description	Governor's Budget (Y-01)	Leg. Adopted Budget (Z-01)	Column 2 Minus Column 1	% Change from Column 1 to Column 2
	Column 1	Column 2		
EXPENDITURES				
SERVICES & SUPPLIES				
4325 Attorney General				
3400 Other Funds Ltd	(802)	-	802	100.00%
SERVICES & SUPPLIES				
3400 Other Funds Ltd	(802)	-	802	100.00%
TOTAL SERVICES & SUPPLIES	**($802)**	**-**	**$802**	**100.00%**
EXPENDITURES				
3400 Other Funds Ltd	(802)	-	802	100.00%
TOTAL EXPENDITURES	**($802)**	**-**	**$802**	**100.00%**
ENDING BALANCE				
3400 Other Funds Ltd	802	-	(802)	(100.00%)
TOTAL ENDING BALANCE	**$802**	**-**	**($802)**	**(100.00%)**

Description	Governor's Budget (Y-01)	Leg. Adopted Budget (Z-01)	Column 2 Minus Column 1	% Change from Column 1 to Column 2
	Column 1	Column 2		
EXPENDITURES				
SERVICES & SUPPLIES				
4100 Instate Travel				
3400 Other Funds Ltd	(3,165)	-	3,165	100.00%
4175 Office Expenses				
3400 Other Funds Ltd	(2,278)	-	2,278	100.00%
4200 Telecommunications				
3400 Other Funds Ltd	(17,765)	-	17,765	100.00%
4225 State Gov. Service Charges				
3400 Other Funds Ltd	(111,092)	-	111,092	100.00%
4250 Data Processing				
3400 Other Funds Ltd	(37,935)	-	37,935	100.00%
4425 Facilities Rental and Taxes				
3400 Other Funds Ltd	(117,466)	-	117,466	100.00%
4650 Other Services and Supplies				
3400 Other Funds Ltd	(67,501)	-	67,501	100.00%
SERVICES & SUPPLIES				
3400 Other Funds Ltd	(357,202)	-	357,202	100.00%
TOTAL SERVICES & SUPPLIES	**($357,202)**	**-**	**$357,202**	**100.00%**

Description	Governor's Budget (Y-01)	Leg. Adopted Budget (Z-01)	Column 2 Minus Column 1	% Change from Column 1 to Column 2
	Column 1	Column 2		
EXPENDITURES				
3400 Other Funds Ltd	(357,202)	-	357,202	100.00%
TOTAL EXPENDITURES	**($357,202)**	**-**	**$357,202**	**100.00%**
ENDING BALANCE				
3400 Other Funds Ltd	357,202	-	(357,202)	(100.00%)
TOTAL ENDING BALANCE	**$357,202**	**-**	**($357,202)**	**(100.00%)**

Description	Governor's Budget (Y-01)	Leg. Adopted Budget (Z-01)	Column 2 Minus Column 1	% Change from Column 1 to Column 2
	Column 1	Column 2		
REVENUE CATEGORIES				
TAXES				
0150 Insurance Taxes				
3400 Other Funds Ltd	128,530	128,530	0	0.00%
REVENUE CATEGORIES				
3400 Other Funds Ltd	128,530	128,530	0	0.00%
TOTAL REVENUE CATEGORIES	**$128,530**	**$128,530**	**$0**	**0.00%**
AVAILABLE REVENUES				
3400 Other Funds Ltd	128,530	128,530	0	0.00%
TOTAL AVAILABLE REVENUES	**$128,530**	**$128,530**	**$0**	**0.00%**
EXPENDITURES				
PERSONAL SERVICES				
SALARIES & WAGES				
3110 Class/Unclass Sal. and Per Diem				
3400 Other Funds Ltd	62,568	62,568	0	0.00%
SALARIES & WAGES				
3400 Other Funds Ltd	62,568	62,568	0	0.00%
TOTAL SALARIES & WAGES	**$62,568**	**$62,568**	**$0**	**0.00%**
OTHER PAYROLL EXPENSES				

Description	Governor's Budget (Y-01)	Leg. Adopted Budget (Z-01)	Column 2 Minus Column 1	% Change from Column 1 to Column 2
	Column 1	Column 2		
3210 Empl. Rel. Bd. Assessments				
3400 Other Funds Ltd	26	26	0	0.00%
3220 Public Employees Retire Cont				
3400 Other Funds Ltd	11,212	11,212	0	0.00%
3230 Social Security Taxes				
3400 Other Funds Ltd	4,786	4,786	0	0.00%
3241 Paid Family Medical Leave Insurance				
3400 Other Funds Ltd	250	250	0	0.00%
3250 Workers Comp. Assess. (WCD)				
3400 Other Funds Ltd	23	23	0	0.00%
3260 Mass Transit Tax				
3400 Other Funds Ltd	375	375	0	0.00%
3270 Flexible Benefits				
3400 Other Funds Ltd	19,800	19,800	0	0.00%
OTHER PAYROLL EXPENSES				
3400 Other Funds Ltd	36,472	36,472	0	0.00%
TOTAL OTHER PAYROLL EXPENSES	**$36,472**	**$36,472**	**$0**	**0.00%**
PERSONAL SERVICES				
3400 Other Funds Ltd	99,040	99,040	0	0.00%

Description	Governor's Budget (Y-01)	Leg. Adopted Budget (Z-01)	Column 2 Minus Column 1	% Change from Column 1 to Column 2
	Column 1	Column 2		
TOTAL PERSONAL SERVICES	**$99,040**	**$99,040**	**$0**	**0.00%**
SERVICES & SUPPLIES				
4100 Instate Travel				
3400 Other Funds Ltd	11	11	0	0.00%
4125 Out of State Travel				
3400 Other Funds Ltd	13	13	0	0.00%
4150 Employee Training				
3400 Other Funds Ltd	1,000	1,000	0	0.00%
4175 Office Expenses				
3400 Other Funds Ltd	993	993	0	0.00%
4200 Telecommunications				
3400 Other Funds Ltd	648	648	0	0.00%
4250 Data Processing				
3400 Other Funds Ltd	3,038	3,038	0	0.00%
4400 Dues and Subscriptions				
3400 Other Funds Ltd	3	3	0	0.00%
4425 Facilities Rental and Taxes				
3400 Other Funds Ltd	12,660	12,660	0	0.00%
4700 Expendable Prop 250 - 5000				

Description	Governor's Budget (Y-01) Column 1	Leg. Adopted Budget (Z-01) Column 2	Column 2 Minus Column 1	% Change from Column 1 to Column 2
3400 Other Funds Ltd	4,500	4,500	0	0.00%
4715 IT Expendable Property				
3400 Other Funds Ltd	6,624	6,624	0	0.00%
SERVICES & SUPPLIES				
3400 Other Funds Ltd	29,490	29,490	0	0.00%
TOTAL SERVICES & SUPPLIES	**$29,490**	**$29,490**	**$0**	**0.00%**
EXPENDITURES				
3400 Other Funds Ltd	128,530	128,530	0	0.00%
TOTAL EXPENDITURES	**$128,530**	**$128,530**	**$0**	**0.00%**
ENDING BALANCE				
3400 Other Funds Ltd	-	-	0	0.00%
TOTAL ENDING BALANCE	**-**	**-**	**$0**	**0.00%**
AUTHORIZED POSITIONS				
8150 Class/Unclass Positions	1	1	0	0.00%
AUTHORIZED FTE				
8250 Class/Unclass FTE Positions	0.50	0.50	0.00	0.00%

Description	Governor's Budget (Y-01)	Leg. Adopted Budget (Z-01)	Column 2 Minus Column 1	% Change from Column 1 to Column 2
	Column 1	Column 2		
REVENUE CATEGORIES				
LICENSES AND FEES				
0205 Business Lic and Fees				
3400 Other Funds Ltd	498,947	498,947	0	0.00%
REVENUE CATEGORIES				
3400 Other Funds Ltd	498,947	498,947	0	0.00%
TOTAL REVENUE CATEGORIES	**$498,947**	**$498,947**	**$0**	**0.00%**
AVAILABLE REVENUES				
3400 Other Funds Ltd	498,947	498,947	0	0.00%
TOTAL AVAILABLE REVENUES	**$498,947**	**$498,947**	**$0**	**0.00%**
EXPENDITURES				
PERSONAL SERVICES				
SALARIES & WAGES				
3110 Class/Unclass Sal. and Per Diem				
3400 Other Funds Ltd	315,072	315,072	0	0.00%
SALARIES & WAGES				
3400 Other Funds Ltd	315,072	315,072	0	0.00%
TOTAL SALARIES & WAGES	**$315,072**	**$315,072**	**$0**	**0.00%**
OTHER PAYROLL EXPENSES				

Description	Governor's Budget (Y-01) Column 1	Leg. Adopted Budget (Z-01) Column 2	Column 2 Minus Column 1	% Change from Column 1 to Column 2
3210 Empl. Rel. Bd. Assessments				
3400 Other Funds Ltd	106	106	0	0.00%
3220 Public Employees Retire Cont				
3400 Other Funds Ltd	56,461	56,461	0	0.00%
3230 Social Security Taxes				
3400 Other Funds Ltd	24,103	24,103	0	0.00%
3241 Paid Family Medical Leave Insurance				
3400 Other Funds Ltd	1,260	1,260	0	0.00%
3250 Workers Comp. Assess. (WCD)				
3400 Other Funds Ltd	92	92	0	0.00%
3260 Mass Transit Tax				
3400 Other Funds Ltd	1,890	1,890	0	0.00%
3270 Flexible Benefits				
3400 Other Funds Ltd	79,200	79,200	0	0.00%
OTHER PAYROLL EXPENSES				
3400 Other Funds Ltd	163,112	163,112	0	0.00%
TOTAL OTHER PAYROLL EXPENSES	**$163,112**	**$163,112**	**$0**	**0.00%**
PERSONAL SERVICES				
3400 Other Funds Ltd	478,184	478,184	0	0.00%

Description	Governor's Budget (Y-01) Column 1	Leg. Adopted Budget (Z-01) Column 2	Column 2 Minus Column 1	% Change from Column 1 to Column 2
TOTAL PERSONAL SERVICES	**$478,184**	**$478,184**	**$0**	**0.00%**
SERVICES & SUPPLIES				
4100 Instate Travel				
3400 Other Funds Ltd	17	17	0	0.00%
4125 Out of State Travel				
3400 Other Funds Ltd	21	21	0	0.00%
4150 Employee Training				
3400 Other Funds Ltd	2,000	2,000	0	0.00%
4175 Office Expenses				
3400 Other Funds Ltd	424	424	0	0.00%
4200 Telecommunications				
3400 Other Funds Ltd	974	974	0	0.00%
4250 Data Processing				
3400 Other Funds Ltd	3,278	3,278	0	0.00%
4400 Dues and Subscriptions				
3400 Other Funds Ltd	3	3	0	0.00%
4425 Facilities Rental and Taxes				
3400 Other Funds Ltd	8,261	8,261	0	0.00%
4715 IT Expendable Property				

Description	Governor's Budget (Y-01) Column 1	Leg. Adopted Budget (Z-01) Column 2	Column 2 Minus Column 1	% Change from Column 1 to Column 2
3400 Other Funds Ltd	5,785	5,785	0	0.00%
SERVICES & SUPPLIES				
3400 Other Funds Ltd	20,763	20,763	0	0.00%
TOTAL SERVICES & SUPPLIES	**$20,763**	**$20,763**	**$0**	**0.00%**
EXPENDITURES				
3400 Other Funds Ltd	498,947	498,947	0	0.00%
TOTAL EXPENDITURES	**$498,947**	**$498,947**	**$0**	**0.00%**
ENDING BALANCE				
3400 Other Funds Ltd	-	-	0	0.00%
TOTAL ENDING BALANCE	**-**	**-**	**$0**	**0.00%**
AUTHORIZED POSITIONS				
8150 Class/Unclass Positions	2	2	0	0.00%
AUTHORIZED FTE				
8250 Class/Unclass FTE Positions	2.00	2.00	0.00	0.00%

Description	Governor's Budget (Y-01)	Leg. Adopted Budget (Z-01)	Column 2 Minus Column 1	% Change from Column 1 to Column 2
	Column 1	Column 2		
EXPENDITURES				
PERSONAL SERVICES				
SALARIES & WAGES				
3110 Class/Unclass Sal. and Per Diem				
3400 Other Funds Ltd	264,936	264,936	0	0.00%
SALARIES & WAGES				
3400 Other Funds Ltd	264,936	264,936	0	0.00%
TOTAL SALARIES & WAGES	**$264,936**	**$264,936**	**$0**	**0.00%**
OTHER PAYROLL EXPENSES				
3210 Empl. Rel. Bd. Assessments				
3400 Other Funds Ltd	106	106	0	0.00%
3220 Public Employees Retire Cont				
3400 Other Funds Ltd	47,476	47,476	0	0.00%
3230 Social Security Taxes				
3400 Other Funds Ltd	20,268	20,268	0	0.00%
3241 Paid Family Medical Leave Insurance				
3400 Other Funds Ltd	1,060	1,060	0	0.00%
3250 Workers Comp. Assess. (WCD)				
3400 Other Funds Ltd	92	92	0	0.00%

Description	Governor's Budget (Y-01)	Leg. Adopted Budget (Z-01)	Column 2 Minus Column 1	% Change from Column 1 to Column 2
	Column 1	Column 2		
3260 Mass Transit Tax				
3400 Other Funds Ltd	1,590	1,590	0	0.00%
3270 Flexible Benefits				
3400 Other Funds Ltd	79,200	79,200	0	0.00%
OTHER PAYROLL EXPENSES				
3400 Other Funds Ltd	149,792	149,792	0	0.00%
TOTAL OTHER PAYROLL EXPENSES	**$149,792**	**$149,792**	**$0**	**0.00%**
PERSONAL SERVICES				
3400 Other Funds Ltd	414,728	414,728	0	0.00%
TOTAL PERSONAL SERVICES	**$414,728**	**$414,728**	**$0**	**0.00%**
SERVICES & SUPPLIES				
4100 Instate Travel				
3400 Other Funds Ltd	42	42	0	0.00%
4125 Out of State Travel				
3400 Other Funds Ltd	50	50	0	0.00%
4150 Employee Training				
3400 Other Funds Ltd	2,000	2,000	0	0.00%
4175 Office Expenses				
3400 Other Funds Ltd	2,773	2,773	0	0.00%

Description	Governor's Budget (Y-01)	Leg. Adopted Budget (Z-01)	Column 2 Minus Column 1	% Change from Column 1 to Column 2
	Column 1	Column 2		
4200 Telecommunications				
3400 Other Funds Ltd	2,791	2,791	0	0.00%
4250 Data Processing				
3400 Other Funds Ltd	12,151	12,151	0	0.00%
4400 Dues and Subscriptions				
3400 Other Funds Ltd	11	11	0	0.00%
4425 Facilities Rental and Taxes				
3400 Other Funds Ltd	25,320	25,320	0	0.00%
4700 Expendable Prop 250 - 5000				
3400 Other Funds Ltd	9,000	9,000	0	0.00%
4715 IT Expendable Property				
3400 Other Funds Ltd	20,502	20,502	0	0.00%
SERVICES & SUPPLIES				
3400 Other Funds Ltd	74,640	74,640	0	0.00%
TOTAL SERVICES & SUPPLIES	**$74,640**	**$74,640**	**$0**	**0.00%**
EXPENDITURES				
3400 Other Funds Ltd	489,368	489,368	0	0.00%
TOTAL EXPENDITURES	**$489,368**	**$489,368**	**$0**	**0.00%**
ENDING BALANCE				

Description	Governor's Budget (Y-01)	Leg. Adopted Budget (Z-01)	Column 2 Minus Column 1	% Change from Column 1 to Column 2
	Column 1	Column 2		
3400 Other Funds Ltd	(489,368)	(489,368)	0	0.00%
TOTAL ENDING BALANCE	**($489,368)**	**($489,368)**	**$0**	**0.00%**
AUTHORIZED POSITIONS				
8150 Class/Unclass Positions	2	2	0	0.00%
AUTHORIZED FTE				
8250 Class/Unclass FTE Positions	2.00	2.00	0.00	0.00%

Description	Governor's Budget (Y-01)	Leg. Adopted Budget (Z-01)	Column 2 Minus Column 1	% Change from Column 1 to Column 2
	Column 1	Column 2		
REVENUE CATEGORIES				
INTEREST EARNINGS				
0605 Interest Income				
3400 Other Funds Ltd	821,959	-	(821,959)	(100.00%)
REVENUE CATEGORIES				
3400 Other Funds Ltd	821,959	-	(821,959)	(100.00%)
TOTAL REVENUE CATEGORIES	**$821,959**	**-**	**($821,959)**	**(100.00%)**
AVAILABLE REVENUES				
3400 Other Funds Ltd	821,959	-	(821,959)	(100.00%)
TOTAL AVAILABLE REVENUES	**$821,959**	**-**	**($821,959)**	**(100.00%)**
EXPENDITURES				
PERSONAL SERVICES				
SALARIES & WAGES				
3110 Class/Unclass Sal. and Per Diem				
3400 Other Funds Ltd	476,040	476,040	0	0.00%
SALARIES & WAGES				
3400 Other Funds Ltd	476,040	476,040	0	0.00%
TOTAL SALARIES & WAGES	**$476,040**	**$476,040**	**$0**	**0.00%**
OTHER PAYROLL EXPENSES				

Description	Governor's Budget (Y-01) Column 1	Leg. Adopted Budget (Z-01) Column 2	Column 2 Minus Column 1	% Change from Column 1 to Column 2
3210 Empl. Rel. Bd. Assessments				
3400 Other Funds Ltd	157	157	0	0.00%
3220 Public Employees Retire Cont				
3400 Other Funds Ltd	85,307	85,307	0	0.00%
3230 Social Security Taxes				
3400 Other Funds Ltd	36,417	36,417	0	0.00%
3241 Paid Family Medical Leave Insurance				
3400 Other Funds Ltd	1,904	1,904	0	0.00%
3250 Workers Comp. Assess. (WCD)				
3400 Other Funds Ltd	137	137	0	0.00%
3260 Mass Transit Tax				
3400 Other Funds Ltd	2,856	2,856	0	0.00%
3270 Flexible Benefits				
3400 Other Funds Ltd	118,800	118,800	0	0.00%
OTHER PAYROLL EXPENSES				
3400 Other Funds Ltd	245,578	245,578	0	0.00%
TOTAL OTHER PAYROLL EXPENSES	**$245,578**	**$245,578**	**$0**	**0.00%**
PERSONAL SERVICES				
3400 Other Funds Ltd	721,618	721,618	0	0.00%

Description	Governor's Budget (Y-01)	Leg. Adopted Budget (Z-01)	Column 2 Minus Column 1	% Change from Column 1 to Column 2
	Column 1	Column 2		
TOTAL PERSONAL SERVICES	**$721,618**	**$721,618**	**$0**	**0.00%**
SERVICES & SUPPLIES				
4100 Instate Travel				
3400 Other Funds Ltd	18	18	0	0.00%
4125 Out of State Travel				
3400 Other Funds Ltd	22	22	0	0.00%
4150 Employee Training				
3400 Other Funds Ltd	4,000	4,000	0	0.00%
4175 Office Expenses				
3400 Other Funds Ltd	3,088	3,088	0	0.00%
4200 Telecommunications				
3400 Other Funds Ltd	1,533	1,533	0	0.00%
4250 Data Processing				
3400 Other Funds Ltd	5,316	5,316	0	0.00%
4400 Dues and Subscriptions				
3400 Other Funds Ltd	5	5	0	0.00%
4425 Facilities Rental and Taxes				
3400 Other Funds Ltd	50,640	50,640	0	0.00%
4700 Expendable Prop 250 - 5000				

Description	Governor's Budget (Y-01) Column 1	Leg. Adopted Budget (Z-01) Column 2	Column 2 Minus Column 1	% Change from Column 1 to Column 2
3400 Other Funds Ltd	18,000	18,000	0	0.00%
4715 IT Expendable Property				
3400 Other Funds Ltd	17,719	17,719	0	0.00%
SERVICES & SUPPLIES				
3400 Other Funds Ltd	100,341	100,341	0	0.00%
TOTAL SERVICES & SUPPLIES	**$100,341**	**$100,341**	**$0**	**0.00%**
EXPENDITURES				
3400 Other Funds Ltd	821,959	821,959	0	0.00%
TOTAL EXPENDITURES	**$821,959**	**$821,959**	**$0**	**0.00%**
ENDING BALANCE				
3400 Other Funds Ltd	-	(821,959)	(821,959)	100.00%
TOTAL ENDING BALANCE	**-**	**($821,959)**	**($821,959)**	**100.00%**
AUTHORIZED POSITIONS				
8150 Class/Unclass Positions	4	4	0	0.00%
AUTHORIZED FTE				
8250 Class/Unclass FTE Positions	3.01	3.01	0.00	0.00%

Description	Governor's Budget (Y-01)	Leg. Adopted Budget (Z-01)	Column 2 Minus Column 1	% Change from Column 1 to Column 2
	Column 1	Column 2		
EXPENDITURES				
PERSONAL SERVICES				
SALARIES & WAGES				
3110 Class/Unclass Sal. and Per Diem				
3400 Other Funds Ltd	183,120	183,120	0	0.00%
SALARIES & WAGES				
3400 Other Funds Ltd	183,120	183,120	0	0.00%
TOTAL SALARIES & WAGES	**$183,120**	**$183,120**	**$0**	**0.00%**
OTHER PAYROLL EXPENSES				
3210 Empl. Rel. Bd. Assessments				
3400 Other Funds Ltd	53	53	0	0.00%
3220 Public Employees Retire Cont				
3400 Other Funds Ltd	32,815	32,815	0	0.00%
3230 Social Security Taxes				
3400 Other Funds Ltd	14,009	14,009	0	0.00%
3241 Paid Family Medical Leave Insurance				
3400 Other Funds Ltd	732	732	0	0.00%
3250 Workers Comp. Assess. (WCD)				
3400 Other Funds Ltd	46	46	0	0.00%

Description	Governor's Budget (Y-01) Column 1	Leg. Adopted Budget (Z-01) Column 2	Column 2 Minus Column 1	% Change from Column 1 to Column 2
3260 Mass Transit Tax				
3400 Other Funds Ltd	1,644	1,644	0	0.00%
3270 Flexible Benefits				
3400 Other Funds Ltd	39,600	39,600	0	0.00%
OTHER PAYROLL EXPENSES				
3400 Other Funds Ltd	88,899	88,899	0	0.00%
TOTAL OTHER PAYROLL EXPENSES	**$88,899**	**$88,899**	**$0**	**0.00%**
P.S. BUDGET ADJUSTMENTS				
3465 Reconciliation Adjustment				
3400 Other Funds Ltd	61,482	61,482	0	0.00%
P.S. BUDGET ADJUSTMENTS				
3400 Other Funds Ltd	61,482	61,482	0	0.00%
TOTAL P.S. BUDGET ADJUSTMENTS	**$61,482**	**$61,482**	**$0**	**0.00%**
PERSONAL SERVICES				
3400 Other Funds Ltd	333,501	333,501	0	0.00%
TOTAL PERSONAL SERVICES	**$333,501**	**$333,501**	**$0**	**0.00%**
EXPENDITURES				
3400 Other Funds Ltd	333,501	333,501	0	0.00%
TOTAL EXPENDITURES	**$333,501**	**$333,501**	**$0**	**0.00%**

Description	Governor's Budget (Y-01)	Leg. Adopted Budget (Z-01)	Column 2 Minus Column 1	% Change from Column 1 to Column 2
	Column 1	Column 2		
ENDING BALANCE				
3400 Other Funds Ltd	(333,501)	(333,501)	0	0.00%
TOTAL ENDING BALANCE	**($333,501)**	**($333,501)**	**$0**	**0.00%**
AUTHORIZED POSITIONS				
8150 Class/Unclass Positions	1	1	0	0.00%
AUTHORIZED FTE				
8250 Class/Unclass FTE Positions	1.00	1.00	0.00	0.00%

Description	Governor's Budget (Y-01)	Leg. Adopted Budget (Z-01)	Column 2 Minus Column 1	% Change from Column 1 to Column 2
	Column 1	Column 2		
EXPENDITURES				
PERSONAL SERVICES				
SALARIES & WAGES				
3110 Class/Unclass Sal. and Per Diem				
3400 Other Funds Ltd	130,830	130,830	0	0.00%
SALARIES & WAGES				
3400 Other Funds Ltd	130,830	130,830	0	0.00%
TOTAL SALARIES & WAGES	**$130,830**	**$130,830**	**$0**	**0.00%**
OTHER PAYROLL EXPENSES				
3210 Empl. Rel. Bd. Assessments				
3400 Other Funds Ltd	46	46	0	0.00%
3220 Public Employees Retire Cont				
3400 Other Funds Ltd	23,445	23,445	0	0.00%
3230 Social Security Taxes				
3400 Other Funds Ltd	10,008	10,008	0	0.00%
3241 Paid Family Medical Leave Insurance				
3400 Other Funds Ltd	523	523	0	0.00%
3250 Workers Comp. Assess. (WCD)				
3400 Other Funds Ltd	40	40	0	0.00%

Description	Governor's Budget (Y-01) Column 1	Leg. Adopted Budget (Z-01) Column 2	Column 2 Minus Column 1	% Change from Column 1 to Column 2
3260 Mass Transit Tax				
3400 Other Funds Ltd	785	785	0	0.00%
3270 Flexible Benefits				
3400 Other Funds Ltd	34,650	34,650	0	0.00%
OTHER PAYROLL EXPENSES				
3400 Other Funds Ltd	69,497	69,497	0	0.00%
TOTAL OTHER PAYROLL EXPENSES	**$69,497**	**$69,497**	**$0**	**0.00%**
PERSONAL SERVICES				
3400 Other Funds Ltd	200,327	200,327	0	0.00%
TOTAL PERSONAL SERVICES	**$200,327**	**$200,327**	**$0**	**0.00%**
SERVICES & SUPPLIES				
4100 Instate Travel				
3400 Other Funds Ltd	18	18	0	0.00%
4125 Out of State Travel				
3400 Other Funds Ltd	22	22	0	0.00%
4150 Employee Training				
3400 Other Funds Ltd	1,000	1,000	0	0.00%
4175 Office Expenses				
3400 Other Funds Ltd	1,288	1,288	0	0.00%

Description	Governor's Budget (Y-01)	Leg. Adopted Budget (Z-01)	Column 2 Minus Column 1	% Change from Column 1 to Column 2
	Column 1	Column 2		
4200 Telecommunications				
3400 Other Funds Ltd	1,233	1,233	0	0.00%
4250 Data Processing				
3400 Other Funds Ltd	5,316	5,316	0	0.00%
4400 Dues and Subscriptions				
3400 Other Funds Ltd	5	5	0	0.00%
4425 Facilities Rental and Taxes				
3400 Other Funds Ltd	12,660	12,660	0	0.00%
4700 Expendable Prop 250 - 5000				
3400 Other Funds Ltd	4,500	4,500	0	0.00%
4715 IT Expendable Property				
3400 Other Funds Ltd	8,319	8,319	0	0.00%
SERVICES & SUPPLIES				
3400 Other Funds Ltd	34,361	34,361	0	0.00%
TOTAL SERVICES & SUPPLIES	**$34,361**	**$34,361**	**$0**	**0.00%**
EXPENDITURES				
3400 Other Funds Ltd	234,688	234,688	0	0.00%
TOTAL EXPENDITURES	**$234,688**	**$234,688**	**$0**	**0.00%**
ENDING BALANCE				

Description	Governor's Budget (Y-01)	Leg. Adopted Budget (Z-01)	Column 2 Minus Column 1	% Change from Column 1 to Column 2
	Column 1	Column 2		
3400 Other Funds Ltd	(234,688)	(234,688)	0	0.00%
TOTAL ENDING BALANCE	**($234,688)**	**($234,688)**	**$0**	**0.00%**
AUTHORIZED POSITIONS				
8150 Class/Unclass Positions	1	1	0	0.00%
AUTHORIZED FTE				
8250 Class/Unclass FTE Positions	0.88	0.88	0.00	0.00%

Description	Governor's Budget (Y-01)	Leg. Adopted Budget (Z-01)	Column 2 Minus Column 1	% Change from Column 1 to Column 2
	Column 1	Column 2		
EXPENDITURES				
PERSONAL SERVICES				
SALARIES & WAGES				
3110 Class/Unclass Sal. and Per Diem				
3400 Other Funds Ltd	255,675	255,675	0	0.00%
SALARIES & WAGES				
3400 Other Funds Ltd	255,675	255,675	0	0.00%
TOTAL SALARIES & WAGES	**$255,675**	**$255,675**	**$0**	**0.00%**
OTHER PAYROLL EXPENSES				
3210 Empl. Rel. Bd. Assessments				
3400 Other Funds Ltd	92	92	0	0.00%
3220 Public Employees Retire Cont				
3400 Other Funds Ltd	45,817	45,817	0	0.00%
3230 Social Security Taxes				
3400 Other Funds Ltd	19,559	19,559	0	0.00%
3241 Paid Family Medical Leave Insurance				
3400 Other Funds Ltd	1,022	1,022	0	0.00%
3250 Workers Comp. Assess. (WCD)				
3400 Other Funds Ltd	80	80	0	0.00%

Description	Governor's Budget (Y-01) Column 1	Leg. Adopted Budget (Z-01) Column 2	Column 2 Minus Column 1	% Change from Column 1 to Column 2
3260 Mass Transit Tax				
3400 Other Funds Ltd	1,534	1,534	0	0.00%
3270 Flexible Benefits				
3400 Other Funds Ltd	69,300	69,300	0	0.00%
OTHER PAYROLL EXPENSES				
3400 Other Funds Ltd	137,404	137,404	0	0.00%
TOTAL OTHER PAYROLL EXPENSES	**$137,404**	**$137,404**	**$0**	**0.00%**
PERSONAL SERVICES				
3400 Other Funds Ltd	393,079	393,079	0	0.00%
TOTAL PERSONAL SERVICES	**$393,079**	**$393,079**	**$0**	**0.00%**
SERVICES & SUPPLIES				
4100 Instate Travel				
3400 Other Funds Ltd	37	37	0	0.00%
4125 Out of State Travel				
3400 Other Funds Ltd	44	44	0	0.00%
4150 Employee Training				
3400 Other Funds Ltd	2,000	2,000	0	0.00%
4175 Office Expenses				
3400 Other Funds Ltd	2,576	2,576	0	0.00%

Description	Governor's Budget (Y-01)	Leg. Adopted Budget (Z-01)	Column 2 Minus Column 1	% Change from Column 1 to Column 2
	Column 1	Column 2		
4200 Telecommunications				
3400 Other Funds Ltd	2,467	2,467	0	0.00%
4250 Data Processing				
3400 Other Funds Ltd	10,632	10,632	0	0.00%
4400 Dues and Subscriptions				
3400 Other Funds Ltd	9	9	0	0.00%
4425 Facilities Rental and Taxes				
3400 Other Funds Ltd	1,055	1,055	0	0.00%
4700 Expendable Prop 250 - 5000				
3400 Other Funds Ltd	9,000	9,000	0	0.00%
4715 IT Expendable Property				
3400 Other Funds Ltd	18,639	18,639	0	0.00%
SERVICES & SUPPLIES				
3400 Other Funds Ltd	46,459	46,459	0	0.00%
TOTAL SERVICES & SUPPLIES	**$46,459**	**$46,459**	**$0**	**0.00%**
EXPENDITURES				
3400 Other Funds Ltd	439,538	439,538	0	0.00%
TOTAL EXPENDITURES	**$439,538**	**$439,538**	**$0**	**0.00%**
ENDING BALANCE				

Description	Governor's Budget (Y-01)	Leg. Adopted Budget (Z-01)	Column 2 Minus Column 1	% Change from Column 1 to Column 2
	Column 1	Column 2		
3400 Other Funds Ltd	(439,538)	(439,538)	0	0.00%
TOTAL ENDING BALANCE	**($439,538)**	**($439,538)**	**$0**	**0.00%**
AUTHORIZED POSITIONS				
8150 Class/Unclass Positions	2	2	0	0.00%
AUTHORIZED FTE				
8250 Class/Unclass FTE Positions	1.76	1.76	0.00	0.00%

Description	Governor's Budget (Y-01) Column 1	Leg. Adopted Budget (Z-01) Column 2	Column 2 Minus Column 1	% Change from Column 1 to Column 2
EXPENDITURES				
PERSONAL SERVICES				
SALARIES & WAGES				
3110 Class/Unclass Sal. and Per Diem				
3400 Other Funds Ltd	139,800	139,800	0	0.00%
3190 All Other Differential				
3400 Other Funds Ltd	23,877	23,877	0	0.00%
SALARIES & WAGES				
3400 Other Funds Ltd	163,677	163,677	0	0.00%
TOTAL SALARIES & WAGES	**$163,677**	**$163,677**	**$0**	**0.00%**
OTHER PAYROLL EXPENSES				
3210 Empl. Rel. Bd. Assessments				
3400 Other Funds Ltd	53	53	0	0.00%
3220 Public Employees Retire Cont				
3400 Other Funds Ltd	29,331	29,331	0	0.00%
3230 Social Security Taxes				
3400 Other Funds Ltd	12,522	12,522	0	0.00%
3241 Paid Family Medical Leave Insurance				
3400 Other Funds Ltd	655	655	0	0.00%

Description	Governor's Budget (Y-01) Column 1	Leg. Adopted Budget (Z-01) Column 2	Column 2 Minus Column 1	% Change from Column 1 to Column 2
3250 Workers Comp. Assess. (WCD)				
3400 Other Funds Ltd	46	46	0	0.00%
3260 Mass Transit Tax				
3400 Other Funds Ltd	982	982	0	0.00%
3270 Flexible Benefits				
3400 Other Funds Ltd	39,600	39,600	0	0.00%
OTHER PAYROLL EXPENSES				
3400 Other Funds Ltd	83,189	83,189	0	0.00%
TOTAL OTHER PAYROLL EXPENSES	**$83,189**	**$83,189**	**$0**	**0.00%**
PERSONAL SERVICES				
3400 Other Funds Ltd	246,866	246,866	0	0.00%
TOTAL PERSONAL SERVICES	**$246,866**	**$246,866**	**$0**	**0.00%**
SERVICES & SUPPLIES				
4100 Instate Travel				
3400 Other Funds Ltd	21	21	0	0.00%
4125 Out of State Travel				
3400 Other Funds Ltd	25	25	0	0.00%
4150 Employee Training				
3400 Other Funds Ltd	1,000	1,000	0	0.00%

Description	Governor's Budget (Y-01) Column 1	Leg. Adopted Budget (Z-01) Column 2	Column 2 Minus Column 1	% Change from Column 1 to Column 2
4175 Office Expenses				
3400 Other Funds Ltd	1,386	1,386	0	0.00%
4200 Telecommunications				
3400 Other Funds Ltd	1,395	1,395	0	0.00%
4250 Data Processing				
3400 Other Funds Ltd	6,075	6,075	0	0.00%
4400 Dues and Subscriptions				
3400 Other Funds Ltd	5	5	0	0.00%
4425 Facilities Rental and Taxes				
3400 Other Funds Ltd	12,660	12,660	0	0.00%
4700 Expendable Prop 250 - 5000				
3400 Other Funds Ltd	4,500	4,500	0	0.00%
4715 IT Expendable Property				
3400 Other Funds Ltd	10,251	10,251	0	0.00%
SERVICES & SUPPLIES				
3400 Other Funds Ltd	37,318	37,318	0	0.00%
TOTAL SERVICES & SUPPLIES	**$37,318**	**$37,318**	**$0**	**0.00%**
EXPENDITURES				
3400 Other Funds Ltd	284,184	284,184	0	0.00%

Description	Governor's Budget (Y-01)	Leg. Adopted Budget (Z-01)	Column 2 Minus Column 1	% Change from Column 1 to Column 2
	Column 1	Column 2		
TOTAL EXPENDITURES	**$284,184**	**$284,184**	**$0**	**0.00%**
ENDING BALANCE				
3400 Other Funds Ltd	(284,184)	(284,184)	0	0.00%
TOTAL ENDING BALANCE	**($284,184)**	**($284,184)**	**$0**	**0.00%**
AUTHORIZED POSITIONS				
8150 Class/Unclass Positions	1	1	0	0.00%
AUTHORIZED FTE				
8250 Class/Unclass FTE Positions	1.00	1.00	0.00	0.00%

Description	Governor's Budget (Y-01) Column 1	Leg. Adopted Budget (Z-01) Column 2	Column 2 Minus Column 1	% Change from Column 1 to Column 2
EXPENDITURES				
PERSONAL SERVICES				
SALARIES & WAGES				
3110 Class/Unclass Sal. and Per Diem				
3400 Other Funds Ltd	115,563	115,563	0	0.00%
SALARIES & WAGES				
3400 Other Funds Ltd	115,563	115,563	0	0.00%
TOTAL SALARIES & WAGES	**$115,563**	**$115,563**	**$0**	**0.00%**
OTHER PAYROLL EXPENSES				
3210 Empl. Rel. Bd. Assessments				
3400 Other Funds Ltd	46	46	0	0.00%
3220 Public Employees Retire Cont				
3400 Other Funds Ltd	20,709	20,709	0	0.00%
3230 Social Security Taxes				
3400 Other Funds Ltd	8,841	8,841	0	0.00%
3241 Paid Family Medical Leave Insurance				
3400 Other Funds Ltd	462	462	0	0.00%
3250 Workers Comp. Assess. (WCD)				
3400 Other Funds Ltd	40	40	0	0.00%

Description	Governor's Budget (Y-01) Column 1	Leg. Adopted Budget (Z-01) Column 2	Column 2 Minus Column 1	% Change from Column 1 to Column 2
3260 Mass Transit Tax				
3400 Other Funds Ltd	693	693	0	0.00%
3270 Flexible Benefits				
3400 Other Funds Ltd	34,650	34,650	0	0.00%
OTHER PAYROLL EXPENSES				
3400 Other Funds Ltd	65,441	65,441	0	0.00%
TOTAL OTHER PAYROLL EXPENSES	**$65,441**	**$65,441**	**$0**	**0.00%**
PERSONAL SERVICES				
3400 Other Funds Ltd	181,004	181,004	0	0.00%
TOTAL PERSONAL SERVICES	**$181,004**	**$181,004**	**$0**	**0.00%**
SERVICES & SUPPLIES				
4100 Instate Travel				
3400 Other Funds Ltd	18	18	0	0.00%
4125 Out of State Travel				
3400 Other Funds Ltd	22	22	0	0.00%
4150 Employee Training				
3400 Other Funds Ltd	1,000	1,000	0	0.00%
4175 Office Expenses				
3400 Other Funds Ltd	1,288	1,288	0	0.00%

Description	Governor's Budget (Y-01) Column 1	Leg. Adopted Budget (Z-01) Column 2	Column 2 Minus Column 1	% Change from Column 1 to Column 2
4200 Telecommunications				
3400 Other Funds Ltd	1,233	1,233	0	0.00%
4250 Data Processing				
3400 Other Funds Ltd	5,316	5,316	0	0.00%
4400 Dues and Subscriptions				
3400 Other Funds Ltd	5	5	0	0.00%
4425 Facilities Rental and Taxes				
3400 Other Funds Ltd	11,078	11,078	0	0.00%
4700 Expendable Prop 250 - 5000				
3400 Other Funds Ltd	4,500	4,500	0	0.00%
4715 IT Expendable Property				
3400 Other Funds Ltd	9,319	9,319	0	0.00%
SERVICES & SUPPLIES				
3400 Other Funds Ltd	33,779	33,779	0	0.00%
TOTAL SERVICES & SUPPLIES	**$33,779**	**$33,779**	**$0**	**0.00%**
EXPENDITURES				
3400 Other Funds Ltd	214,783	214,783	0	0.00%
TOTAL EXPENDITURES	**$214,783**	**$214,783**	**$0**	**0.00%**
ENDING BALANCE				

Description	Governor's Budget (Y-01)	Leg. Adopted Budget (Z-01)	Column 2 Minus Column 1	% Change from Column 1 to Column 2
	Column 1	Column 2		
3400 Other Funds Ltd	(214,783)	(214,783)	0	0.00%
TOTAL ENDING BALANCE	**($214,783)**	**($214,783)**	**$0**	**0.00%**
AUTHORIZED POSITIONS				
8150 Class/Unclass Positions	1	1	0	0.00%
AUTHORIZED FTE				
8250 Class/Unclass FTE Positions	0.88	0.88	0.00	0.00%

Description	Governor's Budget (Y-01)	Leg. Adopted Budget (Z-01)	Column 2 Minus Column 1	% Change from Column 1 to Column 2
	Column 1	Column 2		
EXPENDITURES				
PERSONAL SERVICES				
SALARIES & WAGES				
3110 Class/Unclass Sal. and Per Diem				
3400 Other Funds Ltd	-	181,752	181,752	100.00%
SALARIES & WAGES				
3400 Other Funds Ltd	-	181,752	181,752	100.00%
TOTAL SALARIES & WAGES	**-**	**$181,752**	**$181,752**	**100.00%**
OTHER PAYROLL EXPENSES				
3220 Public Employees Retire Cont				
3400 Other Funds Ltd	-	32,571	32,571	100.00%
3230 Social Security Taxes				
3400 Other Funds Ltd	-	13,903	13,903	100.00%
3241 Paid Family Medical Leave Insurance				
3400 Other Funds Ltd	-	674	674	100.00%
OTHER PAYROLL EXPENSES				
3400 Other Funds Ltd	-	47,148	47,148	100.00%
TOTAL OTHER PAYROLL EXPENSES	**-**	**$47,148**	**$47,148**	**100.00%**
P.S. BUDGET ADJUSTMENTS				

Description	Governor's Budget (Y-01) Column 1	Leg. Adopted Budget (Z-01) Column 2	Column 2 Minus Column 1	% Change from Column 1 to Column 2
3465 Reconciliation Adjustment				
3400 Other Funds Ltd	-	(35,165)	(35,165)	100.00%
P.S. BUDGET ADJUSTMENTS				
3400 Other Funds Ltd	-	(35,165)	(35,165)	100.00%
TOTAL P.S. BUDGET ADJUSTMENTS	**-**	**($35,165)**	**($35,165)**	**100.00%**
PERSONAL SERVICES				
3400 Other Funds Ltd	-	193,735	193,735	100.00%
TOTAL PERSONAL SERVICES	**-**	**$193,735**	**$193,735**	**100.00%**
EXPENDITURES				
3400 Other Funds Ltd	-	193,735	193,735	100.00%
TOTAL EXPENDITURES	**-**	**$193,735**	**$193,735**	**100.00%**
ENDING BALANCE				
3400 Other Funds Ltd	-	(193,735)	(193,735)	100.00%
TOTAL ENDING BALANCE	**-**	**($193,735)**	**($193,735)**	**100.00%**

Description	Governor's Budget (Y-01)	Leg. Adopted Budget (Z-01)	Column 2 Minus Column 1	% Change from Column 1 to Column 2
	Column 1	Column 2		
EXPENDITURES				
SERVICES & SUPPLIES				
4100 Instate Travel				
3400 Other Funds Ltd	-	(3,162)	(3,162)	100.00%
4150 Employee Training				
3400 Other Funds Ltd	-	27,878	27,878	100.00%
4175 Office Expenses				
3400 Other Funds Ltd	-	3,183	3,183	100.00%
4200 Telecommunications				
3400 Other Funds Ltd	-	(47,863)	(47,863)	100.00%
4225 State Gov. Service Charges				
3400 Other Funds Ltd	-	(90,141)	(90,141)	100.00%
4250 Data Processing				
3400 Other Funds Ltd	-	(38,844)	(38,844)	100.00%
4325 Attorney General				
3400 Other Funds Ltd	-	(1,059)	(1,059)	100.00%
4425 Facilities Rental and Taxes				
3400 Other Funds Ltd	-	(90,395)	(90,395)	100.00%
4650 Other Services and Supplies				

Description	Governor's Budget (Y-01)	Leg. Adopted Budget (Z-01)	Column 2 Minus Column 1	% Change from Column 1 to Column 2
	Column 1	Column 2		
3400 Other Funds Ltd	-	(140,178)	(140,178)	100.00%
SERVICES & SUPPLIES				
3400 Other Funds Ltd	-	(380,581)	(380,581)	100.00%
TOTAL SERVICES & SUPPLIES	**-**	**($380,581)**	**($380,581)**	**100.00%**
EXPENDITURES				
3400 Other Funds Ltd	-	(380,581)	(380,581)	100.00%
TOTAL EXPENDITURES	**-**	**($380,581)**	**($380,581)**	**100.00%**
ENDING BALANCE				
3400 Other Funds Ltd	-	380,581	380,581	100.00%
TOTAL ENDING BALANCE	**-**	**$380,581**	**$380,581**	**100.00%**

Description	Governor's Budget (Y-01)	Leg. Adopted Budget (Z-01)	Column 2 Minus Column 1	% Change from Column 1 to Column 2
	Column 1	Column 2		
REVENUE CATEGORIES				
GENERAL FUND APPROPRIATION				
0050 General Fund Appropriation				
8000 General Fund	57,509	57,509	0	0.00%
REVENUE CATEGORIES				
8000 General Fund	57,509	57,509	0	0.00%
TOTAL REVENUE CATEGORIES	**$57,509**	**$57,509**	**$0**	**0.00%**
AVAILABLE REVENUES				
8000 General Fund	57,509	57,509	0	0.00%
TOTAL AVAILABLE REVENUES	**$57,509**	**$57,509**	**$0**	**0.00%**
EXPENDITURES				
PERSONAL SERVICES				
SALARIES & WAGES				
3190 All Other Differential				
3400 Other Funds Ltd	45,357	45,357	0	0.00%
SALARIES & WAGES				
3400 Other Funds Ltd	45,357	45,357	0	0.00%
TOTAL SALARIES & WAGES	**$45,357**	**$45,357**	**$0**	**0.00%**
OTHER PAYROLL EXPENSES				

Description	Governor's Budget (Y-01)	Leg. Adopted Budget (Z-01)	Column 2 Minus Column 1	% Change from Column 1 to Column 2
	Column 1	Column 2		
3220 Public Employees Retire Cont				
3400 Other Funds Ltd	8,128	8,128	0	0.00%
3221 Pension Obligation Bond				
8000 General Fund	51,646	51,646	0	0.00%
3400 Other Funds Ltd	60,696	60,696	0	0.00%
All Funds	112,342	112,342	0	0.00%
3230 Social Security Taxes				
3400 Other Funds Ltd	3,470	3,470	0	0.00%
3241 Paid Family Medical Leave Insurance				
3400 Other Funds Ltd	181	181	0	0.00%
3260 Mass Transit Tax				
8000 General Fund	5,863	5,863	0	0.00%
3400 Other Funds Ltd	24,279	24,279	0	0.00%
All Funds	30,142	30,142	0	0.00%
OTHER PAYROLL EXPENSES				
8000 General Fund	57,509	57,509	0	0.00%
3400 Other Funds Ltd	96,754	96,754	0	0.00%
TOTAL OTHER PAYROLL EXPENSES	**$154,263**	**$154,263**	**$0**	**0.00%**
P.S. BUDGET ADJUSTMENTS				

Description	Governor's Budget (Y-01)	Leg. Adopted Budget (Z-01)	Column 2 Minus Column 1	% Change from Column 1 to Column 2
	Column 1	Column 2		
3455 Vacancy Savings				
3400 Other Funds Ltd	(165,332)	(165,332)	0	0.00%
P.S. BUDGET ADJUSTMENTS				
3400 Other Funds Ltd	(165,332)	(165,332)	0	0.00%
TOTAL P.S. BUDGET ADJUSTMENTS	**($165,332)**	**($165,332)**	**$0**	**0.00%**
PERSONAL SERVICES				
8000 General Fund	57,509	57,509	0	0.00%
3400 Other Funds Ltd	(23,221)	(23,221)	0	0.00%
TOTAL PERSONAL SERVICES	**$34,288**	**$34,288**	**$0**	**0.00%**
EXPENDITURES				
8000 General Fund	57,509	57,509	0	0.00%
3400 Other Funds Ltd	(23,221)	(23,221)	0	0.00%
TOTAL EXPENDITURES	**$34,288**	**$34,288**	**$0**	**0.00%**
ENDING BALANCE				
8000 General Fund	-	-	0	0.00%
3400 Other Funds Ltd	23,221	23,221	0	0.00%
TOTAL ENDING BALANCE	**$23,221**	**$23,221**	**$0**	**0.00%**

Description	Governor's Budget (Y-01)	Leg. Adopted Budget (Z-01)	Column 2 Minus Column 1	% Change from Column 1 to Column 2
	Column 1	Column 2		
EXPENDITURES				
SERVICES & SUPPLIES				
4100 Instate Travel				
3400 Other Funds Ltd	51	51	0	0.00%
4150 Employee Training				
3400 Other Funds Ltd	2,084	2,084	0	0.00%
4175 Office Expenses				
3400 Other Funds Ltd	18	18	0	0.00%
4200 Telecommunications				
3400 Other Funds Ltd	61	61	0	0.00%
4250 Data Processing				
3400 Other Funds Ltd	77	77	0	0.00%
4315 IT Professional Services				
3400 Other Funds Ltd	23,174	23,174	0	0.00%
4715 IT Expendable Property				
3400 Other Funds Ltd	3,751	3,751	0	0.00%
SERVICES & SUPPLIES				
3400 Other Funds Ltd	29,216	29,216	0	0.00%
TOTAL SERVICES & SUPPLIES	**$29,216**	**$29,216**	**$0**	**0.00%**

Description	Governor's Budget (Y-01)	Leg. Adopted Budget (Z-01)	Column 2 Minus Column 1	% Change from Column 1 to Column 2
	Column 1	Column 2		
EXPENDITURES				
3400 Other Funds Ltd	29,216	29,216	0	0.00%
TOTAL EXPENDITURES	**$29,216**	**$29,216**	**$0**	**0.00%**
ENDING BALANCE				
3400 Other Funds Ltd	(29,216)	(29,216)	0	0.00%
TOTAL ENDING BALANCE	**($29,216)**	**($29,216)**	**$0**	**0.00%**

Description	Governor's Budget (Y-01)	Leg. Adopted Budget (Z-01)	Column 2 Minus Column 1	% Change from Column 1 to Column 2
	Column 1	Column 2		
EXPENDITURES				
SERVICES & SUPPLIES				
4300 Professional Services				
3400 Other Funds Ltd	(120,000)	(120,000)	0	0.00%
4315 IT Professional Services				
3400 Other Funds Ltd	(361,900)	(361,900)	0	0.00%
SERVICES & SUPPLIES				
3400 Other Funds Ltd	(481,900)	(481,900)	0	0.00%
TOTAL SERVICES & SUPPLIES	**($481,900)**	**($481,900)**	**$0**	**0.00%**
SPECIAL PAYMENTS				
6030 Dist to Non-Gov Units				
3400 Other Funds Ltd	(105,188,417)	(105,188,417)	0	0.00%
6400 Federal Funds Ltd	(104,411,583)	(104,411,583)	0	0.00%
All Funds	(209,600,000)	(209,600,000)	0	0.00%
SPECIAL PAYMENTS				
3400 Other Funds Ltd	(105,188,417)	(105,188,417)	0	0.00%
6400 Federal Funds Ltd	(104,411,583)	(104,411,583)	0	0.00%
TOTAL SPECIAL PAYMENTS	**($209,600,000)**	**($209,600,000)**	**$0**	**0.00%**
EXPENDITURES				

Description	Governor's Budget (Y-01)	Leg. Adopted Budget (Z-01)	Column 2 Minus Column 1	% Change from Column 1 to Column 2
	Column 1	Column 2		
3400 Other Funds Ltd	(105,670,317)	(105,670,317)	0	0.00%
6400 Federal Funds Ltd	(104,411,583)	(104,411,583)	0	0.00%
TOTAL EXPENDITURES	**($210,081,900)**	**($210,081,900)**	**$0**	**0.00%**
ENDING BALANCE				
3400 Other Funds Ltd	105,670,317	105,670,317	0	0.00%
6400 Federal Funds Ltd	104,411,583	104,411,583	0	0.00%
TOTAL ENDING BALANCE	**$210,081,900**	**$210,081,900**	**$0**	**0.00%**

Description	Governor's Budget (Y-01)	Leg. Adopted Budget (Z-01)	Column 2 Minus Column 1	% Change from Column 1 to Column 2
	Column 1	Column 2		
REVENUE CATEGORIES				
GENERAL FUND APPROPRIATION				
0050 General Fund Appropriation				
8000 General Fund	77,738	77,738	0	0.00%
REVENUE CATEGORIES				
8000 General Fund	77,738	77,738	0	0.00%
TOTAL REVENUE CATEGORIES	**$77,738**	**$77,738**	**$0**	**0.00%**
AVAILABLE REVENUES				
8000 General Fund	77,738	77,738	0	0.00%
TOTAL AVAILABLE REVENUES	**$77,738**	**$77,738**	**$0**	**0.00%**
EXPENDITURES				
SERVICES & SUPPLIES				
4100 Instate Travel				
8000 General Fund	305	305	0	0.00%
3400 Other Funds Ltd	26,131	26,131	0	0.00%
All Funds	26,436	26,436	0	0.00%
4125 Out of State Travel				
3400 Other Funds Ltd	8,888	8,888	0	0.00%
4150 Employee Training				

Description	Governor's Budget (Y-01)	Leg. Adopted Budget (Z-01)	Column 2 Minus Column 1	% Change from Column 1 to Column 2
	Column 1	Column 2		
8000 General Fund	293	293	0	0.00%
3400 Other Funds Ltd	12,218	12,218	0	0.00%
All Funds	12,511	12,511	0	0.00%
4175 Office Expenses				
8000 General Fund	420	420	0	0.00%
3400 Other Funds Ltd	8,671	8,671	0	0.00%
All Funds	9,091	9,091	0	0.00%
4200 Telecommunications				
8000 General Fund	456	456	0	0.00%
3400 Other Funds Ltd	22,571	22,571	0	0.00%
All Funds	23,027	23,027	0	0.00%
4225 State Gov. Service Charges				
3400 Other Funds Ltd	435,153	435,153	0	0.00%
4250 Data Processing				
8000 General Fund	579	579	0	0.00%
3400 Other Funds Ltd	29,456	29,456	0	0.00%
All Funds	30,035	30,035	0	0.00%
4275 Publicity and Publications				
8000 General Fund	210	210	0	0.00%

Description	Governor's Budget (Y-01)	Leg. Adopted Budget (Z-01)	Column 2 Minus Column 1	% Change from Column 1 to Column 2
	Column 1	Column 2		
3400 Other Funds Ltd	7,863	7,863	0	0.00%
All Funds	8,073	8,073	0	0.00%
4300 Professional Services				
3400 Other Funds Ltd	56,490	56,490	0	0.00%
6400 Federal Funds Ltd	2,666	2,666	0	0.00%
All Funds	59,156	59,156	0	0.00%
4315 IT Professional Services				
8000 General Fund	41,818	41,818	0	0.00%
3400 Other Funds Ltd	24,663	24,663	0	0.00%
All Funds	66,481	66,481	0	0.00%
4325 Attorney General				
8000 General Fund	30,661	30,661	0	0.00%
3400 Other Funds Ltd	253,427	253,427	0	0.00%
All Funds	284,088	284,088	0	0.00%
4375 Employee Recruitment and Develop				
3400 Other Funds Ltd	1,014	1,014	0	0.00%
4400 Dues and Subscriptions				
3400 Other Funds Ltd	7,197	7,197	0	0.00%
4425 Facilities Rental and Taxes				

Description	Governor's Budget (Y-01)	Leg. Adopted Budget (Z-01)	Column 2 Minus Column 1	% Change from Column 1 to Column 2
	Column 1	Column 2		
8000 General Fund	1,758	1,758	0	0.00%
3400 Other Funds Ltd	59,937	59,937	0	0.00%
All Funds	61,695	61,695	0	0.00%
4475 Facilities Maintenance				
3400 Other Funds Ltd	269	269	0	0.00%
4575 Agency Program Related S and S				
3400 Other Funds Ltd	149	149	0	0.00%
4650 Other Services and Supplies				
3400 Other Funds Ltd	2,985	2,985	0	0.00%
4700 Expendable Prop 250 - 5000				
3400 Other Funds Ltd	2,550	2,550	0	0.00%
4715 IT Expendable Property				
8000 General Fund	1,238	1,238	0	0.00%
3400 Other Funds Ltd	9,135	9,135	0	0.00%
All Funds	10,373	10,373	0	0.00%
SERVICES & SUPPLIES				
8000 General Fund	77,738	77,738	0	0.00%
3400 Other Funds Ltd	968,767	968,767	0	0.00%
6400 Federal Funds Ltd	2,666	2,666	0	0.00%

Description	Governor's Budget (Y-01)	Leg. Adopted Budget (Z-01)	Column 2 Minus Column 1	% Change from Column 1 to Column 2
	Column 1	Column 2		
TOTAL SERVICES & SUPPLIES	**$1,049,171**	**$1,049,171**	**$0**	**0.00%**
EXPENDITURES				
8000 General Fund	77,738	77,738	0	0.00%
3400 Other Funds Ltd	968,767	968,767	0	0.00%
6400 Federal Funds Ltd	2,666	2,666	0	0.00%
TOTAL EXPENDITURES	**$1,049,171**	**$1,049,171**	**$0**	**0.00%**
ENDING BALANCE				
8000 General Fund	-	-	0	0.00%
3400 Other Funds Ltd	(968,767)	(968,767)	0	0.00%
6400 Federal Funds Ltd	(2,666)	(2,666)	0	0.00%
TOTAL ENDING BALANCE	**($971,433)**	**($971,433)**	**$0**	**0.00%**

Description	Governor's Budget (Y-01)	Leg. Adopted Budget (Z-01)	Column 2 Minus Column 1	% Change from Column 1 to Column 2
	Column 1	Column 2		
REVENUE CATEGORIES				
GENERAL FUND APPROPRIATION				
0050 General Fund Appropriation				
8000 General Fund	5,660	5,660	0	0.00%
REVENUE CATEGORIES				
8000 General Fund	5,660	5,660	0	0.00%
TOTAL REVENUE CATEGORIES	**$5,660**	**$5,660**	**$0**	**0.00%**
AVAILABLE REVENUES				
8000 General Fund	5,660	5,660	0	0.00%
TOTAL AVAILABLE REVENUES	**$5,660**	**$5,660**	**$0**	**0.00%**
EXPENDITURES				
SERVICES & SUPPLIES				
4425 Facilities Rental and Taxes				
8000 General Fund	5,660	5,660	0	0.00%
3400 Other Funds Ltd	189,085	189,085	0	0.00%
All Funds	194,745	194,745	0	0.00%
SERVICES & SUPPLIES				
8000 General Fund	5,660	5,660	0	0.00%
3400 Other Funds Ltd	189,085	189,085	0	0.00%

Description	Governor's Budget (Y-01)	Leg. Adopted Budget (Z-01)	Column 2 Minus Column 1	% Change from Column 1 to Column 2
	Column 1	Column 2		
TOTAL SERVICES & SUPPLIES	**$194,745**	**$194,745**	**$0**	**0.00%**
EXPENDITURES				
8000 General Fund	5,660	5,660	0	0.00%
3400 Other Funds Ltd	189,085	189,085	0	0.00%
TOTAL EXPENDITURES	**$194,745**	**$194,745**	**$0**	**0.00%**
ENDING BALANCE				
8000 General Fund	-	-	0	0.00%
3400 Other Funds Ltd	(189,085)	(189,085)	0	0.00%
TOTAL ENDING BALANCE	**($189,085)**	**($189,085)**	**$0**	**0.00%**

Description	Governor's Budget (Y-01)	Leg. Adopted Budget (Z-01)	Column 2 Minus Column 1	% Change from Column 1 to Column 2
	Column 1	Column 2		
REVENUE CATEGORIES				
GENERAL FUND APPROPRIATION				
0050 General Fund Appropriation				
8000 General Fund	(2,332,309)	(2,332,309)	0	0.00%
REVENUE CATEGORIES				
8000 General Fund	(2,332,309)	(2,332,309)	0	0.00%
TOTAL REVENUE CATEGORIES	**($2,332,309)**	**($2,332,309)**	**$0**	**0.00%**
AVAILABLE REVENUES				
8000 General Fund	(2,332,309)	(2,332,309)	0	0.00%
TOTAL AVAILABLE REVENUES	**($2,332,309)**	**($2,332,309)**	**$0**	**0.00%**
EXPENDITURES				
PERSONAL SERVICES				
SALARIES & WAGES				
3110 Class/Unclass Sal. and Per Diem				
8000 General Fund	(977,184)	(977,184)	0	0.00%
3400 Other Funds Ltd	977,184	977,184	0	0.00%
All Funds	-	-	0	0.00%
SALARIES & WAGES				
8000 General Fund	(977,184)	(977,184)	0	0.00%

Description	Governor's Budget (Y-01) Column 1	Leg. Adopted Budget (Z-01) Column 2	Column 2 Minus Column 1	% Change from Column 1 to Column 2
3400 Other Funds Ltd	977,184	977,184	0	0.00%
TOTAL SALARIES & WAGES	**-**	**-**	**$0**	**0.00%**
OTHER PAYROLL EXPENSES				
3210 Empl. Rel. Bd. Assessments				
8000 General Fund	(318)	(318)	0	0.00%
3400 Other Funds Ltd	318	318	0	0.00%
All Funds	-	-	0	0.00%
3220 Public Employees Retire Cont				
8000 General Fund	(175,111)	(175,111)	0	0.00%
3400 Other Funds Ltd	175,111	175,111	0	0.00%
All Funds	-	-	0	0.00%
3230 Social Security Taxes				
8000 General Fund	(74,756)	(74,756)	0	0.00%
3400 Other Funds Ltd	74,756	74,756	0	0.00%
All Funds	-	-	0	0.00%
3241 Paid Family Medical Leave Insurance				
8000 General Fund	(3,910)	(3,910)	0	0.00%
3400 Other Funds Ltd	3,910	3,910	0	0.00%
All Funds	-	-	0	0.00%

Description	Governor's Budget (Y-01)	Leg. Adopted Budget (Z-01)	Column 2 Minus Column 1	% Change from Column 1 to Column 2
	Column 1	Column 2		
3250 Workers Comp. Assess. (WCD)				
8000 General Fund	(276)	(276)	0	0.00%
3400 Other Funds Ltd	276	276	0	0.00%
All Funds	-	-	0	0.00%
3260 Mass Transit Tax				
8000 General Fund	(5,863)	(5,863)	0	0.00%
3400 Other Funds Ltd	5,863	5,863	0	0.00%
All Funds	-	-	0	0.00%
3270 Flexible Benefits				
8000 General Fund	(237,600)	(237,600)	0	0.00%
3400 Other Funds Ltd	237,600	237,600	0	0.00%
All Funds	-	-	0	0.00%
OTHER PAYROLL EXPENSES				
8000 General Fund	(497,834)	(497,834)	0	0.00%
3400 Other Funds Ltd	497,834	497,834	0	0.00%
TOTAL OTHER PAYROLL EXPENSES	**-**	**-**	**$0**	**0.00%**
PERSONAL SERVICES				
8000 General Fund	(1,475,018)	(1,475,018)	0	0.00%
3400 Other Funds Ltd	1,475,018	1,475,018	0	0.00%

Description	Governor's Budget (Y-01) Column 1	Leg. Adopted Budget (Z-01) Column 2	Column 2 Minus Column 1	% Change from Column 1 to Column 2
TOTAL PERSONAL SERVICES	**-**	**-**	**$0**	**0.00%**
SERVICES & SUPPLIES				
4100 Instate Travel				
8000 General Fund	(7,572)	(7,572)	0	0.00%
3400 Other Funds Ltd	7,572	7,572	0	0.00%
All Funds	-	-	0	0.00%
4150 Employee Training				
8000 General Fund	(7,272)	(7,272)	0	0.00%
3400 Other Funds Ltd	7,272	7,272	0	0.00%
All Funds	-	-	0	0.00%
4175 Office Expenses				
8000 General Fund	(10,410)	(10,410)	0	0.00%
3400 Other Funds Ltd	10,410	10,410	0	0.00%
All Funds	-	-	0	0.00%
4200 Telecommunications				
8000 General Fund	(11,304)	(11,304)	0	0.00%
3400 Other Funds Ltd	11,304	11,304	0	0.00%
All Funds	-	-	0	0.00%
4250 Data Processing				

Description	Governor's Budget (Y-01)	Leg. Adopted Budget (Z-01)	Column 2 Minus Column 1	% Change from Column 1 to Column 2
	Column 1	Column 2		
8000 General Fund	(14,353)	(14,353)	0	0.00%
3400 Other Funds Ltd	14,353	14,353	0	0.00%
All Funds	-	-	0	0.00%
4275 Publicity and Publications				
8000 General Fund	(5,210)	(5,210)	0	0.00%
3400 Other Funds Ltd	5,210	5,210	0	0.00%
All Funds	-	-	0	0.00%
4315 IT Professional Services				
8000 General Fund	(517,018)	(517,018)	0	0.00%
3400 Other Funds Ltd	517,018	517,018	0	0.00%
All Funds	-	-	0	0.00%
4325 Attorney General				
8000 General Fund	(204,181)	(204,181)	0	0.00%
3400 Other Funds Ltd	204,181	204,181	0	0.00%
All Funds	-	-	0	0.00%
4425 Facilities Rental and Taxes				
8000 General Fund	(49,268)	(49,268)	0	0.00%
3400 Other Funds Ltd	49,268	49,268	0	0.00%
All Funds	-	-	0	0.00%

Description	Governor's Budget (Y-01) Column 1	Leg. Adopted Budget (Z-01) Column 2	Column 2 Minus Column 1	% Change from Column 1 to Column 2
4715 IT Expendable Property				
8000 General Fund	(30,703)	(30,703)	0	0.00%
3400 Other Funds Ltd	30,703	30,703	0	0.00%
All Funds	-	-	0	0.00%
SERVICES & SUPPLIES				
8000 General Fund	(857,291)	(857,291)	0	0.00%
3400 Other Funds Ltd	857,291	857,291	0	0.00%
TOTAL SERVICES & SUPPLIES	**-**	**-**	**$0**	**0.00%**
EXPENDITURES				
8000 General Fund	(2,332,309)	(2,332,309)	0	0.00%
3400 Other Funds Ltd	2,332,309	2,332,309	0	0.00%
TOTAL EXPENDITURES	**-**	**-**	**$0**	**0.00%**
ENDING BALANCE				
8000 General Fund	-	-	0	0.00%
3400 Other Funds Ltd	(2,332,309)	(2,332,309)	0	0.00%
TOTAL ENDING BALANCE	**($2,332,309)**	**($2,332,309)**	**$0**	**0.00%**

Description	Governor's Budget (Y-01)	Leg. Adopted Budget (Z-01)	Column 2 Minus Column 1	% Change from Column 1 to Column 2
	Column 1	Column 2		
EXPENDITURES				
SERVICES & SUPPLIES				
4200 Telecommunications				
3400 Other Funds Ltd	29,737	29,737	0	0.00%
4225 State Gov. Service Charges				
3400 Other Funds Ltd	38,734	38,734	0	0.00%
4250 Data Processing				
3400 Other Funds Ltd	369,488	369,488	0	0.00%
4300 Professional Services				
3400 Other Funds Ltd	(2,836)	(2,836)	0	0.00%
4425 Facilities Rental and Taxes				
3400 Other Funds Ltd	271,692	271,692	0	0.00%
4600 Intra-agency Charges				
3400 Other Funds Ltd	111,149	111,149	0	0.00%
4715 IT Expendable Property				
3400 Other Funds Ltd	213,526	213,526	0	0.00%
SERVICES & SUPPLIES				
3400 Other Funds Ltd	1,031,490	1,031,490	0	0.00%
TOTAL SERVICES & SUPPLIES	**$1,031,490**	**$1,031,490**	**$0**	**0.00%**

Description	Governor's Budget (Y-01)	Leg. Adopted Budget (Z-01)	Column 2 Minus Column 1	% Change from Column 1 to Column 2
	Column 1	Column 2		
EXPENDITURES				
3400 Other Funds Ltd	1,031,490	1,031,490	0	0.00%
TOTAL EXPENDITURES	**$1,031,490**	**$1,031,490**	**$0**	**0.00%**
ENDING BALANCE				
3400 Other Funds Ltd	(1,031,490)	(1,031,490)	0	0.00%
TOTAL ENDING BALANCE	**($1,031,490)**	**($1,031,490)**	**$0**	**0.00%**

Description	Governor's Budget (Y-01) Column 1	Leg. Adopted Budget (Z-01) Column 2	Column 2 Minus Column 1	% Change from Column 1 to Column 2
EXPENDITURES				
PERSONAL SERVICES				
SALARIES & WAGES				
3110 Class/Unclass Sal. and Per Diem				
3400 Other Funds Ltd	(977,184)	(977,184)	0	0.00%
SALARIES & WAGES				
3400 Other Funds Ltd	(977,184)	(977,184)	0	0.00%
TOTAL SALARIES & WAGES	**($977,184)**	**($977,184)**	**$0**	**0.00%**
OTHER PAYROLL EXPENSES				
3210 Empl. Rel. Bd. Assessments				
3400 Other Funds Ltd	(318)	(318)	0	0.00%
3220 Public Employees Retire Cont				
3400 Other Funds Ltd	(175,111)	(175,111)	0	0.00%
3221 Pension Obligation Bond				
3400 Other Funds Ltd	(53,762)	(53,762)	0	0.00%
3230 Social Security Taxes				
3400 Other Funds Ltd	(74,756)	(74,756)	0	0.00%
3241 Paid Family Medical Leave Insurance				
3400 Other Funds Ltd	(3,910)	(3,910)	0	0.00%

Description	Governor's Budget (Y-01) Column 1	Leg. Adopted Budget (Z-01) Column 2	Column 2 Minus Column 1	% Change from Column 1 to Column 2
3250 Workers Comp. Assess. (WCD)				
3400 Other Funds Ltd	(276)	(276)	0	0.00%
3260 Mass Transit Tax				
3400 Other Funds Ltd	(5,863)	(5,863)	0	0.00%
3270 Flexible Benefits				
3400 Other Funds Ltd	(237,600)	(237,600)	0	0.00%
OTHER PAYROLL EXPENSES				
3400 Other Funds Ltd	(551,596)	(551,596)	0	0.00%
TOTAL OTHER PAYROLL EXPENSES	**($551,596)**	**($551,596)**	**$0**	**0.00%**
PERSONAL SERVICES				
3400 Other Funds Ltd	(1,528,780)	(1,528,780)	0	0.00%
TOTAL PERSONAL SERVICES	**($1,528,780)**	**($1,528,780)**	**$0**	**0.00%**
SERVICES & SUPPLIES				
4100 Instate Travel				
3400 Other Funds Ltd	(7,572)	(7,572)	0	0.00%
4150 Employee Training				
3400 Other Funds Ltd	(7,272)	(7,272)	0	0.00%
4175 Office Expenses				
3400 Other Funds Ltd	(10,410)	(10,410)	0	0.00%

Description	Governor's Budget (Y-01)	Leg. Adopted Budget (Z-01)	Column 2 Minus Column 1	% Change from Column 1 to Column 2
	Column 1	Column 2		
4200 Telecommunications				
3400 Other Funds Ltd	(11,304)	(11,304)	0	0.00%
4250 Data Processing				
3400 Other Funds Ltd	(14,353)	(14,353)	0	0.00%
4275 Publicity and Publications				
3400 Other Funds Ltd	(5,210)	(5,210)	0	0.00%
4300 Professional Services				
6400 Federal Funds Ltd	(32,957)	(32,957)	0	0.00%
4315 IT Professional Services				
3400 Other Funds Ltd	(517,018)	(517,018)	0	0.00%
4325 Attorney General				
3400 Other Funds Ltd	(204,181)	(204,181)	0	0.00%
4425 Facilities Rental and Taxes				
3400 Other Funds Ltd	(49,268)	(49,268)	0	0.00%
4715 IT Expendable Property				
3400 Other Funds Ltd	(30,703)	(30,703)	0	0.00%
SERVICES & SUPPLIES				
3400 Other Funds Ltd	(857,291)	(857,291)	0	0.00%
6400 Federal Funds Ltd	(32,957)	(32,957)	0	0.00%

Description	Governor's Budget (Y-01)	Leg. Adopted Budget (Z-01)	Column 2 Minus Column 1	% Change from Column 1 to Column 2
	Column 1	Column 2		
TOTAL SERVICES & SUPPLIES	**($890,248)**	**($890,248)**	**$0**	**0.00%**
EXPENDITURES				
3400 Other Funds Ltd	(2,386,071)	(2,386,071)	0	0.00%
6400 Federal Funds Ltd	(32,957)	(32,957)	0	0.00%
TOTAL EXPENDITURES	**($2,419,028)**	**($2,419,028)**	**$0**	**0.00%**
ENDING BALANCE				
3400 Other Funds Ltd	2,386,071	2,386,071	0	0.00%
6400 Federal Funds Ltd	32,957	32,957	0	0.00%
TOTAL ENDING BALANCE	**$2,419,028**	**$2,419,028**	**$0**	**0.00%**
AUTHORIZED POSITIONS				
8150 Class/Unclass Positions	(6)	(6)	0	0.00%
AUTHORIZED FTE				
8250 Class/Unclass FTE Positions	(6.00)	(6.00)	0.00	0.00%

Description	Governor's Budget (Y-01)	Leg. Adopted Budget (Z-01)	Column 2 Minus Column 1	% Change from Column 1 to Column 2
	Column 1	Column 2		
REVENUE CATEGORIES				
GENERAL FUND APPROPRIATION				
0050 General Fund Appropriation				
8000 General Fund	(51,646)	(51,646)	0	0.00%
REVENUE CATEGORIES				
8000 General Fund	(51,646)	(51,646)	0	0.00%
TOTAL REVENUE CATEGORIES	**($51,646)**	**($51,646)**	**$0**	**0.00%**
2000				
2443 Tsfr To Oregon Health Authority				
3400 Other Funds Ltd	(34,912,629)	(34,912,629)	0	0.00%
AVAILABLE REVENUES				
8000 General Fund	(51,646)	(51,646)	0	0.00%
3400 Other Funds Ltd	(34,912,629)	(34,912,629)	0	0.00%
TOTAL AVAILABLE REVENUES	**($34,964,275)**	**($34,964,275)**	**$0**	**0.00%**
EXPENDITURES				
PERSONAL SERVICES				
OTHER PAYROLL EXPENSES				
3221 Pension Obligation Bond				
8000 General Fund	(51,646)	(51,646)	0	0.00%

Description	Governor's Budget (Y-01)	Leg. Adopted Budget (Z-01)	Column 2 Minus Column 1	% Change from Column 1 to Column 2
	Column 1	Column 2		
3400 Other Funds Ltd	51,646	51,646	0	0.00%
All Funds	-	-	0	0.00%
OTHER PAYROLL EXPENSES				
8000 General Fund	(51,646)	(51,646)	0	0.00%
3400 Other Funds Ltd	51,646	51,646	0	0.00%
TOTAL OTHER PAYROLL EXPENSES	**-**	**-**	**$0**	**0.00%**
PERSONAL SERVICES				
8000 General Fund	(51,646)	(51,646)	0	0.00%
3400 Other Funds Ltd	51,646	51,646	0	0.00%
TOTAL PERSONAL SERVICES	**-**	**-**	**$0**	**0.00%**
EXPENDITURES				
8000 General Fund	(51,646)	(51,646)	0	0.00%
3400 Other Funds Ltd	51,646	51,646	0	0.00%
TOTAL EXPENDITURES	**-**	**-**	**$0**	**0.00%**
ENDING BALANCE				
8000 General Fund	-	-	0	0.00%
3400 Other Funds Ltd	(34,964,275)	(34,964,275)	0	0.00%
TOTAL ENDING BALANCE	**($34,964,275)**	**($34,964,275)**	**$0**	**0.00%**

Description	Governor's Budget (Y-01)	Leg. Adopted Budget (Z-01)	Column 2 Minus Column 1	% Change from Column 1 to Column 2
	Column 1	Column 2		
EXPENDITURES				
SERVICES & SUPPLIES				
4325 Attorney General				
3400 Other Funds Ltd	(87,403)	-	87,403	100.00%
SERVICES & SUPPLIES				
3400 Other Funds Ltd	(87,403)	-	87,403	100.00%
TOTAL SERVICES & SUPPLIES	**($87,403)**	**-**	**$87,403**	**100.00%**
EXPENDITURES				
3400 Other Funds Ltd	(87,403)	-	87,403	100.00%
TOTAL EXPENDITURES	**($87,403)**	**-**	**$87,403**	**100.00%**
ENDING BALANCE				
3400 Other Funds Ltd	87,403	-	(87,403)	(100.00%)
TOTAL ENDING BALANCE	**$87,403**	**-**	**($87,403)**	**(100.00%)**

Description	Governor's Budget (Y-01)	Leg. Adopted Budget (Z-01)	Column 2 Minus Column 1	% Change from Column 1 to Column 2
	Column 1	Column 2		
EXPENDITURES				
SERVICES & SUPPLIES				
4100 Instate Travel				
3400 Other Funds Ltd	(17,407)	-	17,407	100.00%
4175 Office Expenses				
3400 Other Funds Ltd	(2,922)	-	2,922	100.00%
4200 Telecommunications				
3400 Other Funds Ltd	(19,737)	-	19,737	100.00%
4225 State Gov. Service Charges				
3400 Other Funds Ltd	(123,435)	-	123,435	100.00%
4250 Data Processing				
3400 Other Funds Ltd	(42,152)	-	42,152	100.00%
4425 Facilities Rental and Taxes				
3400 Other Funds Ltd	(110,669)	-	110,669	100.00%
4650 Other Services and Supplies				
3400 Other Funds Ltd	(22,575)	-	22,575	100.00%
SERVICES & SUPPLIES				
3400 Other Funds Ltd	(338,897)	-	338,897	100.00%
TOTAL SERVICES & SUPPLIES	**($338,897)**	**-**	**$338,897**	**100.00%**

Description	Governor's Budget (Y-01)	Leg. Adopted Budget (Z-01)	Column 2 Minus Column 1	% Change from Column 1 to Column 2
	Column 1	Column 2		
EXPENDITURES				
3400 Other Funds Ltd	(338,897)	-	338,897	100.00%
TOTAL EXPENDITURES	**($338,897)**	**-**	**$338,897**	**100.00%**
ENDING BALANCE				
3400 Other Funds Ltd	338,897	-	(338,897)	(100.00%)
TOTAL ENDING BALANCE	**$338,897**	**-**	**($338,897)**	**(100.00%)**

Description	Governor's Budget (Y-01)	Leg. Adopted Budget (Z-01)	Column 2 Minus Column 1	% Change from Column 1 to Column 2
	Column 1	Column 2		
REVENUE CATEGORIES				
TAXES				
0150 Insurance Taxes				
3400 Other Funds Ltd	101,844,586	101,844,586	0	0.00%
FEDERAL FUNDS REVENUE				
0995 Federal Funds				
6400 Federal Funds Ltd	120,075,414	120,075,414	0	0.00%
REVENUE CATEGORIES				
3400 Other Funds Ltd	101,844,586	101,844,586	0	0.00%
6400 Federal Funds Ltd	120,075,414	120,075,414	0	0.00%
TOTAL REVENUE CATEGORIES	**$221,920,000**	**$221,920,000**	**$0**	**0.00%**
AVAILABLE REVENUES				
3400 Other Funds Ltd	101,844,586	101,844,586	0	0.00%
6400 Federal Funds Ltd	120,075,414	120,075,414	0	0.00%
TOTAL AVAILABLE REVENUES	**$221,920,000**	**$221,920,000**	**$0**	**0.00%**
EXPENDITURES				
SERVICES & SUPPLIES				
4300 Professional Services				
3400 Other Funds Ltd	120,000	120,000	0	0.00%

Description	Governor's Budget (Y-01)	Leg. Adopted Budget (Z-01)	Column 2 Minus Column 1	% Change from Column 1 to Column 2
	Column 1	Column 2		
SERVICES & SUPPLIES				
3400 Other Funds Ltd	120,000	120,000	0	0.00%
TOTAL SERVICES & SUPPLIES	**$120,000**	**$120,000**	**$0**	**0.00%**
SPECIAL PAYMENTS				
6030 Dist to Non-Gov Units				
3400 Other Funds Ltd	101,724,586	101,724,586	0	0.00%
6400 Federal Funds Ltd	120,075,414	120,075,414	0	0.00%
All Funds	221,800,000	221,800,000	0	0.00%
SPECIAL PAYMENTS				
3400 Other Funds Ltd	101,724,586	101,724,586	0	0.00%
6400 Federal Funds Ltd	120,075,414	120,075,414	0	0.00%
TOTAL SPECIAL PAYMENTS	**$221,800,000**	**$221,800,000**	**$0**	**0.00%**
EXPENDITURES				
3400 Other Funds Ltd	101,844,586	101,844,586	0	0.00%
6400 Federal Funds Ltd	120,075,414	120,075,414	0	0.00%
TOTAL EXPENDITURES	**$221,920,000**	**$221,920,000**	**$0**	**0.00%**
ENDING BALANCE				
3400 Other Funds Ltd	-	-	0	0.00%
6400 Federal Funds Ltd	-	-	0	0.00%

Description	Governor's Budget (Y-01)	Leg. Adopted Budget (Z-01)	Column 2 Minus Column 1	% Change from Column 1 to Column 2
	Column 1	Column 2		
TOTAL ENDING BALANCE	-	-	$0	0.00%

Description	Governor's Budget (Y-01)	Leg. Adopted Budget (Z-01)	Column 2 Minus Column 1	% Change from Column 1 to Column 2
	Column 1	Column 2		
REVENUE CATEGORIES				
LICENSES AND FEES				
0205 Business Lic and Fees				
3400 Other Funds Ltd	529,819	529,819	0	0.00%
REVENUE CATEGORIES				
3400 Other Funds Ltd	529,819	529,819	0	0.00%
TOTAL REVENUE CATEGORIES	**$529,819**	**$529,819**	**$0**	**0.00%**
AVAILABLE REVENUES				
3400 Other Funds Ltd	529,819	529,819	0	0.00%
TOTAL AVAILABLE REVENUES	**$529,819**	**$529,819**	**$0**	**0.00%**
EXPENDITURES				
PERSONAL SERVICES				
SALARIES & WAGES				
3110 Class/Unclass Sal. and Per Diem				
3400 Other Funds Ltd	144,858	144,858	0	0.00%
SALARIES & WAGES				
3400 Other Funds Ltd	144,858	144,858	0	0.00%
TOTAL SALARIES & WAGES	**$144,858**	**$144,858**	**$0**	**0.00%**
OTHER PAYROLL EXPENSES				

Description	Governor's Budget (Y-01) Column 1	Leg. Adopted Budget (Z-01) Column 2	Column 2 Minus Column 1	% Change from Column 1 to Column 2
3210 Empl. Rel. Bd. Assessments				
3400 Other Funds Ltd	46	46	0	0.00%
3220 Public Employees Retire Cont				
3400 Other Funds Ltd	25,959	25,959	0	0.00%
3230 Social Security Taxes				
3400 Other Funds Ltd	11,082	11,082	0	0.00%
3241 Paid Family Medical Leave Insurance				
3400 Other Funds Ltd	579	579	0	0.00%
3250 Workers Comp. Assess. (WCD)				
3400 Other Funds Ltd	40	40	0	0.00%
3260 Mass Transit Tax				
3400 Other Funds Ltd	869	869	0	0.00%
3270 Flexible Benefits				
3400 Other Funds Ltd	34,650	34,650	0	0.00%
OTHER PAYROLL EXPENSES				
3400 Other Funds Ltd	73,225	73,225	0	0.00%
TOTAL OTHER PAYROLL EXPENSES	**$73,225**	**$73,225**	**$0**	**0.00%**
PERSONAL SERVICES				
3400 Other Funds Ltd	218,083	218,083	0	0.00%

Description	Governor's Budget (Y-01)	Leg. Adopted Budget (Z-01)	Column 2 Minus Column 1	% Change from Column 1 to Column 2
	Column 1	Column 2		
TOTAL PERSONAL SERVICES	**$218,083**	**$218,083**	**$0**	**0.00%**
SERVICES & SUPPLIES				
4100 Instate Travel				
3400 Other Funds Ltd	8,750	8,750	0	0.00%
4125 Out of State Travel				
3400 Other Funds Ltd	550	550	0	0.00%
4150 Employee Training				
3400 Other Funds Ltd	5,015	5,015	0	0.00%
4175 Office Expenses				
3400 Other Funds Ltd	1,122	1,122	0	0.00%
4200 Telecommunications				
3400 Other Funds Ltd	1,958	1,958	0	0.00%
4250 Data Processing				
3400 Other Funds Ltd	2,340	2,340	0	0.00%
4400 Dues and Subscriptions				
3400 Other Funds Ltd	1,018	1,018	0	0.00%
4425 Facilities Rental and Taxes				
3400 Other Funds Ltd	11,078	11,078	0	0.00%
4700 Expendable Prop 250 - 5000				

Description	Governor's Budget (Y-01) Column 1	Leg. Adopted Budget (Z-01) Column 2	Column 2 Minus Column 1	% Change from Column 1 to Column 2
3400 Other Funds Ltd	4,500	4,500	0	0.00%
4715 IT Expendable Property				
3400 Other Funds Ltd	7,761	7,761	0	0.00%
SERVICES & SUPPLIES				
3400 Other Funds Ltd	44,092	44,092	0	0.00%
TOTAL SERVICES & SUPPLIES	**$44,092**	**$44,092**	**$0**	**0.00%**
EXPENDITURES				
3400 Other Funds Ltd	262,175	262,175	0	0.00%
TOTAL EXPENDITURES	**$262,175**	**$262,175**	**$0**	**0.00%**
ENDING BALANCE				
3400 Other Funds Ltd	267,644	267,644	0	0.00%
TOTAL ENDING BALANCE	**$267,644**	**$267,644**	**$0**	**0.00%**
AUTHORIZED POSITIONS				
8150 Class/Unclass Positions	1	1	0	0.00%
AUTHORIZED FTE				
8250 Class/Unclass FTE Positions	0.88	0.88	0.00	0.00%

Description	Governor's Budget (Y-01)	Leg. Adopted Budget (Z-01)	Column 2 Minus Column 1	% Change from Column 1 to Column 2
	Column 1	Column 2		
REVENUE CATEGORIES				
LICENSES AND FEES				
0205 Business Lic and Fees				
3400 Other Funds Ltd	394,023	394,023	0	0.00%
REVENUE CATEGORIES				
3400 Other Funds Ltd	394,023	394,023	0	0.00%
TOTAL REVENUE CATEGORIES	**$394,023**	**$394,023**	**$0**	**0.00%**
AVAILABLE REVENUES				
3400 Other Funds Ltd	394,023	394,023	0	0.00%
TOTAL AVAILABLE REVENUES	**$394,023**	**$394,023**	**$0**	**0.00%**
EXPENDITURES				
PERSONAL SERVICES				
SALARIES & WAGES				
3110 Class/Unclass Sal. and Per Diem				
3400 Other Funds Ltd	215,859	215,859	0	0.00%
SALARIES & WAGES				
3400 Other Funds Ltd	215,859	215,859	0	0.00%
TOTAL SALARIES & WAGES	**$215,859**	**$215,859**	**$0**	**0.00%**
OTHER PAYROLL EXPENSES				

Description	Governor's Budget (Y-01) Column 1	Leg. Adopted Budget (Z-01) Column 2	Column 2 Minus Column 1	% Change from Column 1 to Column 2
3210 Empl. Rel. Bd. Assessments				
3400 Other Funds Ltd	92	92	0	0.00%
3220 Public Employees Retire Cont				
3400 Other Funds Ltd	38,682	38,682	0	0.00%
3230 Social Security Taxes				
3400 Other Funds Ltd	16,514	16,514	0	0.00%
3241 Paid Family Medical Leave Insurance				
3400 Other Funds Ltd	863	863	0	0.00%
3250 Workers Comp. Assess. (WCD)				
3400 Other Funds Ltd	80	80	0	0.00%
3260 Mass Transit Tax				
3400 Other Funds Ltd	1,295	1,295	0	0.00%
3270 Flexible Benefits				
3400 Other Funds Ltd	69,300	69,300	0	0.00%
OTHER PAYROLL EXPENSES				
3400 Other Funds Ltd	126,826	126,826	0	0.00%
TOTAL OTHER PAYROLL EXPENSES	**$126,826**	**$126,826**	**$0**	**0.00%**
PERSONAL SERVICES				
3400 Other Funds Ltd	342,685	342,685	0	0.00%

Description	Governor's Budget (Y-01)	Leg. Adopted Budget (Z-01)	Column 2 Minus Column 1	% Change from Column 1 to Column 2
	Column 1	Column 2		
TOTAL PERSONAL SERVICES	**$342,685**	**$342,685**	**$0**	**0.00%**
SERVICES & SUPPLIES				
4100 Instate Travel				
3400 Other Funds Ltd	3,101	3,101	0	0.00%
4125 Out of State Travel				
3400 Other Funds Ltd	1,101	1,101	0	0.00%
4150 Employee Training				
3400 Other Funds Ltd	2,631	2,631	0	0.00%
4175 Office Expenses				
3400 Other Funds Ltd	2,243	2,243	0	0.00%
4200 Telecommunications				
3400 Other Funds Ltd	3,916	3,916	0	0.00%
4250 Data Processing				
3400 Other Funds Ltd	4,681	4,681	0	0.00%
4400 Dues and Subscriptions				
3400 Other Funds Ltd	2,036	2,036	0	0.00%
4425 Facilities Rental and Taxes				
3400 Other Funds Ltd	25,320	25,320	0	0.00%
4700 Expendable Prop 250 - 5000				

Description	Governor's Budget (Y-01) Column 1	Leg. Adopted Budget (Z-01) Column 2	Column 2 Minus Column 1	% Change from Column 1 to Column 2
3400 Other Funds Ltd	9,000	9,000	0	0.00%
4715 IT Expendable Property				
3400 Other Funds Ltd	13,322	13,322	0	0.00%
SERVICES & SUPPLIES				
3400 Other Funds Ltd	67,351	67,351	0	0.00%
TOTAL SERVICES & SUPPLIES	**$67,351**	**$67,351**	**$0**	**0.00%**
EXPENDITURES				
3400 Other Funds Ltd	410,036	410,036	0	0.00%
TOTAL EXPENDITURES	**$410,036**	**$410,036**	**$0**	**0.00%**
ENDING BALANCE				
3400 Other Funds Ltd	(16,013)	(16,013)	0	0.00%
TOTAL ENDING BALANCE	**($16,013)**	**($16,013)**	**$0**	**0.00%**
AUTHORIZED POSITIONS				
8150 Class/Unclass Positions	2	2	0	0.00%
AUTHORIZED FTE				
8250 Class/Unclass FTE Positions	1.76	1.76	0.00	0.00%

Description	Governor's Budget (Y-01)	Leg. Adopted Budget (Z-01)	Column 2 Minus Column 1	% Change from Column 1 to Column 2
	Column 1	Column 2		
REVENUE CATEGORIES				
TAXES				
0150 Insurance Taxes				
3400 Other Funds Ltd	253,925	253,925	0	0.00%
REVENUE CATEGORIES				
3400 Other Funds Ltd	253,925	253,925	0	0.00%
TOTAL REVENUE CATEGORIES	**$253,925**	**$253,925**	**$0**	**0.00%**
AVAILABLE REVENUES				
3400 Other Funds Ltd	253,925	253,925	0	0.00%
TOTAL AVAILABLE REVENUES	**$253,925**	**$253,925**	**$0**	**0.00%**
EXPENDITURES				
PERSONAL SERVICES				
SALARIES & WAGES				
3110 Class/Unclass Sal. and Per Diem				
3400 Other Funds Ltd	145,530	145,530	0	0.00%
SALARIES & WAGES				
3400 Other Funds Ltd	145,530	145,530	0	0.00%
TOTAL SALARIES & WAGES	**$145,530**	**$145,530**	**$0**	**0.00%**
OTHER PAYROLL EXPENSES				

Description	Governor's Budget (Y-01)	Leg. Adopted Budget (Z-01)	Column 2 Minus Column 1	% Change from Column 1 to Column 2
	Column 1	Column 2		
3210 Empl. Rel. Bd. Assessments				
3400 Other Funds Ltd	46	46	0	0.00%
3220 Public Employees Retire Cont				
3400 Other Funds Ltd	26,079	26,079	0	0.00%
3230 Social Security Taxes				
3400 Other Funds Ltd	11,133	11,133	0	0.00%
3241 Paid Family Medical Leave Insurance				
3400 Other Funds Ltd	582	582	0	0.00%
3250 Workers Comp. Assess. (WCD)				
3400 Other Funds Ltd	40	40	0	0.00%
3260 Mass Transit Tax				
3400 Other Funds Ltd	873	873	0	0.00%
3270 Flexible Benefits				
3400 Other Funds Ltd	34,650	34,650	0	0.00%
OTHER PAYROLL EXPENSES				
3400 Other Funds Ltd	73,403	73,403	0	0.00%
TOTAL OTHER PAYROLL EXPENSES	**$73,403**	**$73,403**	**$0**	**0.00%**
PERSONAL SERVICES				
3400 Other Funds Ltd	218,933	218,933	0	0.00%

Description	Governor's Budget (Y-01)	Leg. Adopted Budget (Z-01)	Column 2 Minus Column 1	% Change from Column 1 to Column 2
	Column 1	Column 2		
TOTAL PERSONAL SERVICES	**$218,933**	**$218,933**	**$0**	**0.00%**
SERVICES & SUPPLIES				
4100 Instate Travel				
3400 Other Funds Ltd	1,550	1,550	0	0.00%
4125 Out of State Travel				
3400 Other Funds Ltd	550	550	0	0.00%
4150 Employee Training				
3400 Other Funds Ltd	1,315	1,315	0	0.00%
4175 Office Expenses				
3400 Other Funds Ltd	1,122	1,122	0	0.00%
4200 Telecommunications				
3400 Other Funds Ltd	1,958	1,958	0	0.00%
4250 Data Processing				
3400 Other Funds Ltd	2,340	2,340	0	0.00%
4400 Dues and Subscriptions				
3400 Other Funds Ltd	1,018	1,018	0	0.00%
4425 Facilities Rental and Taxes				
3400 Other Funds Ltd	12,660	12,660	0	0.00%
4700 Expendable Prop 250 - 5000				

Description	Governor's Budget (Y-01) Column 1	Leg. Adopted Budget (Z-01) Column 2	Column 2 Minus Column 1	% Change from Column 1 to Column 2
3400 Other Funds Ltd	4,500	4,500	0	0.00%
4715 IT Expendable Property				
3400 Other Funds Ltd	6,661	6,661	0	0.00%
SERVICES & SUPPLIES				
3400 Other Funds Ltd	33,674	33,674	0	0.00%
TOTAL SERVICES & SUPPLIES	**$33,674**	**$33,674**	**$0**	**0.00%**
EXPENDITURES				
3400 Other Funds Ltd	252,607	252,607	0	0.00%
TOTAL EXPENDITURES	**$252,607**	**$252,607**	**$0**	**0.00%**
ENDING BALANCE				
3400 Other Funds Ltd	1,318	1,318	0	0.00%
TOTAL ENDING BALANCE	**$1,318**	**$1,318**	**$0**	**0.00%**
AUTHORIZED POSITIONS				
8150 Class/Unclass Positions	1	1	0	0.00%
AUTHORIZED FTE				
8250 Class/Unclass FTE Positions	0.88	0.88	0.00	0.00%

Description	Governor's Budget (Y-01)	Leg. Adopted Budget (Z-01)	Column 2 Minus Column 1	% Change from Column 1 to Column 2
	Column 1	Column 2		
REVENUE CATEGORIES				
LICENSES AND FEES				
0205 Business Lic and Fees				
3400 Other Funds Ltd	2,471,178	2,915,117	443,939	17.96%
REVENUE CATEGORIES				
3400 Other Funds Ltd	2,471,178	2,915,117	443,939	17.96%
TOTAL REVENUE CATEGORIES	**$2,471,178**	**$2,915,117**	**$443,939**	**17.96%**
AVAILABLE REVENUES				
3400 Other Funds Ltd	2,471,178	2,915,117	443,939	17.96%
TOTAL AVAILABLE REVENUES	**$2,471,178**	**$2,915,117**	**$443,939**	**17.96%**
EXPENDITURES				
PERSONAL SERVICES				
SALARIES & WAGES				
3110 Class/Unclass Sal. and Per Diem				
3400 Other Funds Ltd	977,184	977,184	0	0.00%
SALARIES & WAGES				
3400 Other Funds Ltd	977,184	977,184	0	0.00%
TOTAL SALARIES & WAGES	**$977,184**	**$977,184**	**$0**	**0.00%**
OTHER PAYROLL EXPENSES				

Description	Governor's Budget (Y-01) Column 1	Leg. Adopted Budget (Z-01) Column 2	Column 2 Minus Column 1	% Change from Column 1 to Column 2
3210 Empl. Rel. Bd. Assessments				
3400 Other Funds Ltd	318	318	0	0.00%
3220 Public Employees Retire Cont				
3400 Other Funds Ltd	175,111	175,111	0	0.00%
3230 Social Security Taxes				
3400 Other Funds Ltd	74,756	74,756	0	0.00%
3241 Paid Family Medical Leave Insurance				
3400 Other Funds Ltd	3,910	3,910	0	0.00%
3250 Workers Comp. Assess. (WCD)				
3400 Other Funds Ltd	276	276	0	0.00%
3260 Mass Transit Tax				
3400 Other Funds Ltd	5,863	5,863	0	0.00%
3270 Flexible Benefits				
3400 Other Funds Ltd	237,600	237,600	0	0.00%
OTHER PAYROLL EXPENSES				
3400 Other Funds Ltd	497,834	497,834	0	0.00%
TOTAL OTHER PAYROLL EXPENSES	**$497,834**	**$497,834**	**$0**	**0.00%**
PERSONAL SERVICES				
3400 Other Funds Ltd	1,475,018	1,475,018	0	0.00%

Description	Governor's Budget (Y-01) Column 1	Leg. Adopted Budget (Z-01) Column 2	Column 2 Minus Column 1	% Change from Column 1 to Column 2
TOTAL PERSONAL SERVICES	**$1,475,018**	**$1,475,018**	**$0**	**0.00%**
SERVICES & SUPPLIES				
4100 Instate Travel				
3400 Other Funds Ltd	14,388	14,388	0	0.00%
4125 Out of State Travel				
3400 Other Funds Ltd	2,516	2,516	0	0.00%
4150 Employee Training				
3400 Other Funds Ltd	6,013	6,013	0	0.00%
4175 Office Expenses				
3400 Other Funds Ltd	7,785	7,785	0	0.00%
4200 Telecommunications				
3400 Other Funds Ltd	8,494	8,494	0	0.00%
4250 Data Processing				
3400 Other Funds Ltd	10,699	10,699	0	0.00%
4275 Publicity and Publications				
3400 Other Funds Ltd	5,000	5,000	0	0.00%
4300 Professional Services				
3400 Other Funds Ltd	475,200	475,200	0	0.00%
4325 Attorney General				

Description	Governor's Budget (Y-01) Column 1	Leg. Adopted Budget (Z-01) Column 2	Column 2 Minus Column 1	% Change from Column 1 to Column 2
3400 Other Funds Ltd	281,280	281,280	0	0.00%
4400 Dues and Subscriptions				
3400 Other Funds Ltd	4,653	4,653	0	0.00%
4425 Facilities Rental and Taxes				
3400 Other Funds Ltd	75,960	75,960	0	0.00%
4650 Other Services and Supplies				
3400 Other Funds Ltd	77,550	77,550	0	0.00%
4715 IT Expendable Property				
3400 Other Funds Ltd	26,622	26,622	0	0.00%
SERVICES & SUPPLIES				
3400 Other Funds Ltd	996,160	996,160	0	0.00%
TOTAL SERVICES & SUPPLIES	**$996,160**	**$996,160**	**$0**	**0.00%**
EXPENDITURES				
3400 Other Funds Ltd	2,471,178	2,471,178	0	0.00%
TOTAL EXPENDITURES	**$2,471,178**	**$2,471,178**	**$0**	**0.00%**
ENDING BALANCE				
3400 Other Funds Ltd	-	443,939	443,939	100.00%
TOTAL ENDING BALANCE	**-**	**$443,939**	**$443,939**	**100.00%**
AUTHORIZED POSITIONS				

Description	Governor's Budget (Y-01)	Leg. Adopted Budget (Z-01)	Column 2 Minus Column 1	% Change from Column 1 to Column 2
	Column 1	Column 2		
8150 Class/Unclass Positions	6	6	0	0.00%
AUTHORIZED FTE				
8250 Class/Unclass FTE Positions	6.00	6.00	0.00	0.00%

Description	Governor's Budget (Y-01)	Leg. Adopted Budget (Z-01)	Column 2 Minus Column 1	% Change from Column 1 to Column 2
	Column 1	Column 2		
REVENUE CATEGORIES				
LICENSES AND FEES				
0205 Business Lic and Fees				
3400 Other Funds Ltd	695,825	695,825	0	0.00%
REVENUE CATEGORIES				
3400 Other Funds Ltd	695,825	695,825	0	0.00%
TOTAL REVENUE CATEGORIES	**$695,825**	**$695,825**	**$0**	**0.00%**
AVAILABLE REVENUES				
3400 Other Funds Ltd	695,825	695,825	0	0.00%
TOTAL AVAILABLE REVENUES	**$695,825**	**$695,825**	**$0**	**0.00%**
EXPENDITURES				
PERSONAL SERVICES				
SALARIES & WAGES				
3110 Class/Unclass Sal. and Per Diem				
3400 Other Funds Ltd	391,356	391,356	0	0.00%
SALARIES & WAGES				
3400 Other Funds Ltd	391,356	391,356	0	0.00%
TOTAL SALARIES & WAGES	**$391,356**	**$391,356**	**$0**	**0.00%**
OTHER PAYROLL EXPENSES				

Description	Governor's Budget (Y-01)	Leg. Adopted Budget (Z-01)	Column 2 Minus Column 1	% Change from Column 1 to Column 2
	Column 1	Column 2		
3210 Empl. Rel. Bd. Assessments				
3400 Other Funds Ltd	138	138	0	0.00%
3220 Public Employees Retire Cont				
3400 Other Funds Ltd	70,131	70,131	0	0.00%
3230 Social Security Taxes				
3400 Other Funds Ltd	29,940	29,940	0	0.00%
3241 Paid Family Medical Leave Insurance				
3400 Other Funds Ltd	1,565	1,565	0	0.00%
3250 Workers Comp. Assess. (WCD)				
3400 Other Funds Ltd	120	120	0	0.00%
3260 Mass Transit Tax				
3400 Other Funds Ltd	2,348	2,348	0	0.00%
3270 Flexible Benefits				
3400 Other Funds Ltd	103,950	103,950	0	0.00%
OTHER PAYROLL EXPENSES				
3400 Other Funds Ltd	208,192	208,192	0	0.00%
TOTAL OTHER PAYROLL EXPENSES	**$208,192**	**$208,192**	**$0**	**0.00%**
PERSONAL SERVICES				
3400 Other Funds Ltd	599,548	599,548	0	0.00%

Description	Governor's Budget (Y-01)	Leg. Adopted Budget (Z-01)	Column 2 Minus Column 1	% Change from Column 1 to Column 2
	Column 1	Column 2		
TOTAL PERSONAL SERVICES	**$599,548**	**$599,548**	**$0**	**0.00%**
SERVICES & SUPPLIES				
4100 Instate Travel				
3400 Other Funds Ltd	4,651	4,651	0	0.00%
4125 Out of State Travel				
3400 Other Funds Ltd	1,651	1,651	0	0.00%
4150 Employee Training				
3400 Other Funds Ltd	3,946	3,946	0	0.00%
4175 Office Expenses				
3400 Other Funds Ltd	3,365	3,365	0	0.00%
4200 Telecommunications				
3400 Other Funds Ltd	5,874	5,874	0	0.00%
4250 Data Processing				
3400 Other Funds Ltd	7,021	7,021	0	0.00%
4400 Dues and Subscriptions				
3400 Other Funds Ltd	3,053	3,053	0	0.00%
4425 Facilities Rental and Taxes				
3400 Other Funds Ltd	33,233	33,233	0	0.00%
4700 Expendable Prop 250 - 5000				

Description	Governor's Budget (Y-01)	Leg. Adopted Budget (Z-01)	Column 2 Minus Column 1	% Change from Column 1 to Column 2
	Column 1	Column 2		
3400 Other Funds Ltd	13,500	13,500	0	0.00%
4715 IT Expendable Property				
3400 Other Funds Ltd	19,983	19,983	0	0.00%
SERVICES & SUPPLIES				
3400 Other Funds Ltd	96,277	96,277	0	0.00%
TOTAL SERVICES & SUPPLIES	**$96,277**	**$96,277**	**$0**	**0.00%**
EXPENDITURES				
3400 Other Funds Ltd	695,825	695,825	0	0.00%
TOTAL EXPENDITURES	**$695,825**	**$695,825**	**$0**	**0.00%**
ENDING BALANCE				
3400 Other Funds Ltd	-	-	0	0.00%
TOTAL ENDING BALANCE	**-**	**-**	**$0**	**0.00%**
AUTHORIZED POSITIONS				
8150 Class/Unclass Positions	3	3	0	0.00%
AUTHORIZED FTE				
8250 Class/Unclass FTE Positions	2.64	2.64	0.00	0.00%

Description	Governor's Budget (Y-01)	Leg. Adopted Budget (Z-01)	Column 2 Minus Column 1	% Change from Column 1 to Column 2
	Column 1	Column 2		
EXPENDITURES				
PERSONAL SERVICES				
SALARIES & WAGES				
3110 Class/Unclass Sal. and Per Diem				
3400 Other Funds Ltd	-	(399,096)	(399,096)	100.00%
SALARIES & WAGES				
3400 Other Funds Ltd	-	(399,096)	(399,096)	100.00%
TOTAL SALARIES & WAGES	**-**	**($399,096)**	**($399,096)**	**100.00%**
OTHER PAYROLL EXPENSES				
3210 Empl. Rel. Bd. Assessments				
3400 Other Funds Ltd	-	(159)	(159)	100.00%
3220 Public Employees Retire Cont				
3400 Other Funds Ltd	-	(71,518)	(71,518)	100.00%
3230 Social Security Taxes				
3400 Other Funds Ltd	-	(30,532)	(30,532)	100.00%
3241 Paid Family Medical Leave Insurance				
3400 Other Funds Ltd	-	(1,596)	(1,596)	100.00%
3250 Workers Comp. Assess. (WCD)				
3400 Other Funds Ltd	-	(138)	(138)	100.00%

Description	Governor's Budget (Y-01) Column 1	Leg. Adopted Budget (Z-01) Column 2	Column 2 Minus Column 1	% Change from Column 1 to Column 2
3270 Flexible Benefits				
3400 Other Funds Ltd	-	(118,800)	(118,800)	100.00%
OTHER PAYROLL EXPENSES				
3400 Other Funds Ltd	-	(222,743)	(222,743)	100.00%
TOTAL OTHER PAYROLL EXPENSES	**-**	**($222,743)**	**($222,743)**	**100.00%**
P.S. BUDGET ADJUSTMENTS				
3465 Reconciliation Adjustment				
3400 Other Funds Ltd	-	24,155	24,155	100.00%
P.S. BUDGET ADJUSTMENTS				
3400 Other Funds Ltd	-	24,155	24,155	100.00%
TOTAL P.S. BUDGET ADJUSTMENTS	**-**	**$24,155**	**$24,155**	**100.00%**
PERSONAL SERVICES				
3400 Other Funds Ltd	-	(597,684)	(597,684)	100.00%
TOTAL PERSONAL SERVICES	**-**	**($597,684)**	**($597,684)**	**100.00%**
EXPENDITURES				
3400 Other Funds Ltd	-	(597,684)	(597,684)	100.00%
TOTAL EXPENDITURES	**-**	**($597,684)**	**($597,684)**	**100.00%**
ENDING BALANCE				
3400 Other Funds Ltd	-	597,684	597,684	100.00%

Description	Governor's Budget (Y-01)	Leg. Adopted Budget (Z-01)	Column 2 Minus Column 1	% Change from Column 1 to Column 2
	Column 1	Column 2		
TOTAL ENDING BALANCE	**-**	**$597,684**	**$597,684**	**100.00%**
AUTHORIZED POSITIONS				
8150 Class/Unclass Positions	-	(3)	(3)	100.00%
AUTHORIZED FTE				
8250 Class/Unclass FTE Positions	-	(3.00)	(3.00)	100.00%

Description	Governor's Budget (Y-01)	Leg. Adopted Budget (Z-01)	Column 2 Minus Column 1	% Change from Column 1 to Column 2
	Column 1	Column 2		
EXPENDITURES				
SERVICES & SUPPLIES				
4100 Instate Travel				
3400 Other Funds Ltd	-	(15,813)	(15,813)	100.00%
4150 Employee Training				
3400 Other Funds Ltd	-	29,547	29,547	100.00%
4175 Office Expenses				
3400 Other Funds Ltd	-	3,376	3,376	100.00%
4200 Telecommunications				
3400 Other Funds Ltd	-	(50,730)	(50,730)	100.00%
4225 State Gov. Service Charges				
3400 Other Funds Ltd	-	(95,538)	(95,538)	100.00%
4250 Data Processing				
3400 Other Funds Ltd	-	(41,165)	(41,165)	100.00%
4325 Attorney General				
3400 Other Funds Ltd	-	(115,402)	(115,402)	100.00%
4425 Facilities Rental and Taxes				
3400 Other Funds Ltd	-	(76,545)	(76,545)	100.00%
4650 Other Services and Supplies				

Description	Governor's Budget (Y-01)	Leg. Adopted Budget (Z-01)	Column 2 Minus Column 1	% Change from Column 1 to Column 2
	Column 1	Column 2		
3400 Other Funds Ltd	-	(35,992)	(35,992)	100.00%
SERVICES & SUPPLIES				
3400 Other Funds Ltd	-	(398,262)	(398,262)	100.00%
TOTAL SERVICES & SUPPLIES	**-**	**($398,262)**	**($398,262)**	**100.00%**
EXPENDITURES				
3400 Other Funds Ltd	-	(398,262)	(398,262)	100.00%
TOTAL EXPENDITURES	**-**	**($398,262)**	**($398,262)**	**100.00%**
ENDING BALANCE				
3400 Other Funds Ltd	-	398,262	398,262	100.00%
TOTAL ENDING BALANCE	**-**	**$398,262**	**$398,262**	**100.00%**

Description	Governor's Budget (Y-01)	Leg. Adopted Budget (Z-01)	Column 2 Minus Column 1	% Change from Column 1 to Column 2
	Column 1	Column 2		
REVENUE CATEGORIES				
GENERAL FUND APPROPRIATION				
0050 General Fund Appropriation				
8000 General Fund	-	5,000,000	5,000,000	100.00%
LICENSES AND FEES				
0205 Business Lic and Fees				
3400 Other Funds Ltd	-	393,156	393,156	100.00%
TRANSFERS IN				
1060 Transfer from General Fund				
3400 Other Funds Ltd	-	5,000,000	5,000,000	100.00%
REVENUE CATEGORIES				
8000 General Fund	-	5,000,000	5,000,000	100.00%
3400 Other Funds Ltd	-	5,393,156	5,393,156	100.00%
TOTAL REVENUE CATEGORIES	**-**	**$10,393,156**	**$10,393,156**	**100.00%**
AVAILABLE REVENUES				
8000 General Fund	-	5,000,000	5,000,000	100.00%
3400 Other Funds Ltd	-	5,393,156	5,393,156	100.00%
TOTAL AVAILABLE REVENUES	**-**	**$10,393,156**	**$10,393,156**	**100.00%**
EXPENDITURES				

Description	Governor's Budget (Y-01) Column 1	Leg. Adopted Budget (Z-01) Column 2	Column 2 Minus Column 1	% Change from Column 1 to Column 2
PERSONAL SERVICES				
SALARIES & WAGES				
3110 Class/Unclass Sal. and Per Diem				
3400 Other Funds Ltd	-	220,962	220,962	100.00%
SALARIES & WAGES				
3400 Other Funds Ltd	-	220,962	220,962	100.00%
TOTAL SALARIES & WAGES	**-**	**$220,962**	**$220,962**	**100.00%**
OTHER PAYROLL EXPENSES				
3210 Empl. Rel. Bd. Assessments				
3400 Other Funds Ltd	-	92	92	100.00%
3220 Public Employees Retire Cont				
3400 Other Funds Ltd	-	39,597	39,597	100.00%
3230 Social Security Taxes				
3400 Other Funds Ltd	-	16,904	16,904	100.00%
3241 Paid Family Medical Leave Insurance				
3400 Other Funds Ltd	-	884	884	100.00%
3250 Workers Comp. Assess. (WCD)				
3400 Other Funds Ltd	-	80	80	100.00%
3270 Flexible Benefits				

Description	Governor's Budget (Y-01) Column 1	Leg. Adopted Budget (Z-01) Column 2	Column 2 Minus Column 1	% Change from Column 1 to Column 2
3400 Other Funds Ltd	-	69,300	69,300	100.00%
OTHER PAYROLL EXPENSES				
3400 Other Funds Ltd	-	126,857	126,857	100.00%
TOTAL OTHER PAYROLL EXPENSES	**-**	**$126,857**	**$126,857**	**100.00%**
P.S. BUDGET ADJUSTMENTS				
3465 Reconciliation Adjustment				
3400 Other Funds Ltd	-	(28,406)	(28,406)	100.00%
P.S. BUDGET ADJUSTMENTS				
3400 Other Funds Ltd	-	(28,406)	(28,406)	100.00%
TOTAL P.S. BUDGET ADJUSTMENTS	**-**	**($28,406)**	**($28,406)**	**100.00%**
PERSONAL SERVICES				
3400 Other Funds Ltd	-	319,413	319,413	100.00%
TOTAL PERSONAL SERVICES	**-**	**$319,413**	**$319,413**	**100.00%**
SERVICES & SUPPLIES				
4100 Instate Travel				
3400 Other Funds Ltd	-	2,925	2,925	100.00%
4125 Out of State Travel				
3400 Other Funds Ltd	-	1,039	1,039	100.00%
4150 Employee Training				

Description	Governor's Budget (Y-01)	Leg. Adopted Budget (Z-01)	Column 2 Minus Column 1	% Change from Column 1 to Column 2
	Column 1	Column 2		
3400 Other Funds Ltd	-	2,482	2,482	100.00%
4175 Office Expenses				
3400 Other Funds Ltd	-	985	985	100.00%
4200 Telecommunications				
3400 Other Funds Ltd	-	3,806	3,806	100.00%
4250 Data Processing				
3400 Other Funds Ltd	-	4,416	4,416	100.00%
4275 Publicity and Publications				
3400 Other Funds Ltd	-	2,000	2,000	100.00%
4315 IT Professional Services				
3400 Other Funds Ltd	-	5,600	5,600	100.00%
4325 Attorney General				
3400 Other Funds Ltd	-	23,440	23,440	100.00%
4400 Dues and Subscriptions				
3400 Other Funds Ltd	-	1,920	1,920	100.00%
4700 Expendable Prop 250 - 5000				
3400 Other Funds Ltd	-	9,000	9,000	100.00%
4715 IT Expendable Property				
3400 Other Funds Ltd	-	16,130	16,130	100.00%

Description	Governor's Budget (Y-01) Column 1	Leg. Adopted Budget (Z-01) Column 2	Column 2 Minus Column 1	% Change from Column 1 to Column 2
SERVICES & SUPPLIES				
3400 Other Funds Ltd	-	73,743	73,743	100.00%
TOTAL SERVICES & SUPPLIES	**-**	**$73,743**	**$73,743**	**100.00%**
SPECIAL PAYMENTS				
6030 Dist to Non-Gov Units				
3400 Other Funds Ltd	-	5,000,000	5,000,000	100.00%
6060 Intra-Agency Gen Fund Transfer				
8000 General Fund	-	5,000,000	5,000,000	100.00%
SPECIAL PAYMENTS				
8000 General Fund	-	5,000,000	5,000,000	100.00%
3400 Other Funds Ltd	-	5,000,000	5,000,000	100.00%
TOTAL SPECIAL PAYMENTS	**-**	**$10,000,000**	**$10,000,000**	**100.00%**
EXPENDITURES				
8000 General Fund	-	5,000,000	5,000,000	100.00%
3400 Other Funds Ltd	-	5,393,156	5,393,156	100.00%
TOTAL EXPENDITURES	**-**	**$10,393,156**	**$10,393,156**	**100.00%**
ENDING BALANCE				
8000 General Fund	-	-	0	0.00%
3400 Other Funds Ltd	-	-	0	0.00%

Description	Governor's Budget (Y-01)	Leg. Adopted Budget (Z-01)	Column 2 Minus Column 1	% Change from Column 1 to Column 2
	Column 1	Column 2		
TOTAL ENDING BALANCE	**-**	**-**	**$0**	**0.00%**
AUTHORIZED POSITIONS				
8150 Class/Unclass Positions	-	2	2	100.00%
AUTHORIZED FTE				
8250 Class/Unclass FTE Positions	-	1.76	1.76	100.00%

Description	Governor's Budget (Y-01)	Leg. Adopted Budget (Z-01)	Column 2 Minus Column 1	% Change from Column 1 to Column 2
	Column 1	Column 2		
REVENUE CATEGORIES				
GENERAL FUND APPROPRIATION				
0050 General Fund Appropriation				
8000 General Fund	9,678	9,678	0	0.00%
REVENUE CATEGORIES				
8000 General Fund	9,678	9,678	0	0.00%
TOTAL REVENUE CATEGORIES	**$9,678**	**$9,678**	**$0**	**0.00%**
AVAILABLE REVENUES				
8000 General Fund	9,678	9,678	0	0.00%
TOTAL AVAILABLE REVENUES	**$9,678**	**$9,678**	**$0**	**0.00%**
EXPENDITURES				
PERSONAL SERVICES				
SALARIES & WAGES				
3160 Temporary Appointments				
3400 Other Funds Ltd	7,749	7,749	0	0.00%
3170 Overtime Payments				
3400 Other Funds Ltd	5,865	5,865	0	0.00%
3190 All Other Differential				
3400 Other Funds Ltd	698	698	0	0.00%

Description	Governor's Budget (Y-01)	Leg. Adopted Budget (Z-01)	Column 2 Minus Column 1	% Change from Column 1 to Column 2
	Column 1	Column 2		
SALARIES & WAGES				
3400 Other Funds Ltd	14,312	14,312	0	0.00%
TOTAL SALARIES & WAGES	**$14,312**	**$14,312**	**$0**	**0.00%**
OTHER PAYROLL EXPENSES				
3220 Public Employees Retire Cont				
3400 Other Funds Ltd	1,176	1,176	0	0.00%
3221 Pension Obligation Bond				
8000 General Fund	9,678	9,678	0	0.00%
3400 Other Funds Ltd	(10,268)	(10,268)	0	0.00%
All Funds	(590)	(590)	0	0.00%
3230 Social Security Taxes				
3400 Other Funds Ltd	1,095	1,095	0	0.00%
3240 Unemployment Assessments				
3400 Other Funds Ltd	591	591	0	0.00%
3241 Paid Family Medical Leave Insurance				
3400 Other Funds Ltd	26	26	0	0.00%
3260 Mass Transit Tax				
3400 Other Funds Ltd	11,694	11,694	0	0.00%
OTHER PAYROLL EXPENSES				

Description	Governor's Budget (Y-01)	Leg. Adopted Budget (Z-01)	Column 2 Minus Column 1	% Change from Column 1 to Column 2
	Column 1	Column 2		
8000 General Fund	9,678	9,678	0	0.00%
3400 Other Funds Ltd	4,314	4,314	0	0.00%
TOTAL OTHER PAYROLL EXPENSES	**$13,992**	**$13,992**	**$0**	**0.00%**
P.S. BUDGET ADJUSTMENTS				
3455 Vacancy Savings				
3400 Other Funds Ltd	171,318	171,318	0	0.00%
P.S. BUDGET ADJUSTMENTS				
3400 Other Funds Ltd	171,318	171,318	0	0.00%
TOTAL P.S. BUDGET ADJUSTMENTS	**$171,318**	**$171,318**	**$0**	**0.00%**
PERSONAL SERVICES				
8000 General Fund	9,678	9,678	0	0.00%
3400 Other Funds Ltd	189,944	189,944	0	0.00%
TOTAL PERSONAL SERVICES	**$199,622**	**$199,622**	**$0**	**0.00%**
EXPENDITURES				
8000 General Fund	9,678	9,678	0	0.00%
3400 Other Funds Ltd	189,944	189,944	0	0.00%
TOTAL EXPENDITURES	**$199,622**	**$199,622**	**$0**	**0.00%**
ENDING BALANCE				
8000 General Fund	-	-	0	0.00%

Description	Governor's Budget (Y-01)	Leg. Adopted Budget (Z-01)	Column 2 Minus Column 1	% Change from Column 1 to Column 2
	Column 1	Column 2		
3400 Other Funds Ltd	(189,944)	(189,944)	0	0.00%
TOTAL ENDING BALANCE	**($189,944)**	**($189,944)**	**$0**	**0.00%**

Description	Governor's Budget (Y-01)	Leg. Adopted Budget (Z-01)	Column 2 Minus Column 1	% Change from Column 1 to Column 2
	Column 1	Column 2		
REVENUE CATEGORIES				
GENERAL FUND APPROPRIATION				
0050 General Fund Appropriation				
8000 General Fund	(10,703,917)	(10,703,917)	0	0.00%
REVENUE CATEGORIES				
8000 General Fund	(10,703,917)	(10,703,917)	0	0.00%
TOTAL REVENUE CATEGORIES	**($10,703,917)**	**($10,703,917)**	**$0**	**0.00%**
AVAILABLE REVENUES				
8000 General Fund	(10,703,917)	(10,703,917)	0	0.00%
TOTAL AVAILABLE REVENUES	**($10,703,917)**	**($10,703,917)**	**$0**	**0.00%**
EXPENDITURES				
PERSONAL SERVICES				
SALARIES & WAGES				
3110 Class/Unclass Sal. and Per Diem				
8000 General Fund	(183,120)	(183,120)	0	0.00%
SALARIES & WAGES				
8000 General Fund	(183,120)	(183,120)	0	0.00%
TOTAL SALARIES & WAGES	**($183,120)**	**($183,120)**	**$0**	**0.00%**
OTHER PAYROLL EXPENSES				

Description	Governor's Budget (Y-01)	Leg. Adopted Budget (Z-01)	Column 2 Minus Column 1	% Change from Column 1 to Column 2
	Column 1	Column 2		
3210 Empl. Rel. Bd. Assessments				
8000 General Fund	(53)	(53)	0	0.00%
3220 Public Employees Retire Cont				
8000 General Fund	(32,815)	(32,815)	0	0.00%
3230 Social Security Taxes				
8000 General Fund	(14,009)	(14,009)	0	0.00%
3241 Paid Family Medical Leave Insurance				
8000 General Fund	(732)	(732)	0	0.00%
3250 Workers Comp. Assess. (WCD)				
8000 General Fund	(46)	(46)	0	0.00%
3270 Flexible Benefits				
8000 General Fund	(39,600)	(39,600)	0	0.00%
OTHER PAYROLL EXPENSES				
8000 General Fund	(87,255)	(87,255)	0	0.00%
TOTAL OTHER PAYROLL EXPENSES	**($87,255)**	**($87,255)**	**$0**	**0.00%**
PERSONAL SERVICES				
8000 General Fund	(270,375)	(270,375)	0	0.00%
TOTAL PERSONAL SERVICES	**($270,375)**	**($270,375)**	**$0**	**0.00%**
SERVICES & SUPPLIES				

Description	Governor's Budget (Y-01)	Leg. Adopted Budget (Z-01)	Column 2 Minus Column 1	% Change from Column 1 to Column 2
	Column 1	Column 2		
4300 Professional Services				
8000 General Fund	(433,542)	(433,542)	0	0.00%
SERVICES & SUPPLIES				
8000 General Fund	(433,542)	(433,542)	0	0.00%
TOTAL SERVICES & SUPPLIES	**($433,542)**	**($433,542)**	**$0**	**0.00%**
SPECIAL PAYMENTS				
6020 Dist to Counties				
8000 General Fund	(10,000,000)	(10,000,000)	0	0.00%
SPECIAL PAYMENTS				
8000 General Fund	(10,000,000)	(10,000,000)	0	0.00%
TOTAL SPECIAL PAYMENTS	**($10,000,000)**	**($10,000,000)**	**$0**	**0.00%**
EXPENDITURES				
8000 General Fund	(10,703,917)	(10,703,917)	0	0.00%
TOTAL EXPENDITURES	**($10,703,917)**	**($10,703,917)**	**$0**	**0.00%**
ENDING BALANCE				
8000 General Fund	-	-	0	0.00%
TOTAL ENDING BALANCE	**-**	**-**	**$0**	**0.00%**
AUTHORIZED POSITIONS				
8150 Class/Unclass Positions	(1)	(1)	0	0.00%

Description	Governor's Budget (Y-01)	Leg. Adopted Budget (Z-01)	Column 2 Minus Column 1	% Change from Column 1 to Column 2
	Column 1	Column 2		
AUTHORIZED FTE				
8250 Class/Unclass FTE Positions	(1.00)	(1.00)	0.00	0.00%

Description	Governor's Budget (Y-01) Column 1	Leg. Adopted Budget (Z-01) Column 2	Column 2 Minus Column 1	% Change from Column 1 to Column 2
EXPENDITURES				
SERVICES & SUPPLIES				
4100 Instate Travel				
3400 Other Funds Ltd	26,757	26,757	0	0.00%
6400 Federal Funds Ltd	353	353	0	0.00%
All Funds	27,110	27,110	0	0.00%
4125 Out of State Travel				
3400 Other Funds Ltd	640	640	0	0.00%
6400 Federal Funds Ltd	1	1	0	0.00%
All Funds	641	641	0	0.00%
4150 Employee Training				
3400 Other Funds Ltd	6,624	6,624	0	0.00%
6400 Federal Funds Ltd	7	7	0	0.00%
All Funds	6,631	6,631	0	0.00%
4175 Office Expenses				
3400 Other Funds Ltd	23,322	23,322	0	0.00%
6400 Federal Funds Ltd	102	102	0	0.00%
All Funds	23,424	23,424	0	0.00%
4200 Telecommunications				

Description	Governor's Budget (Y-01) Column 1	Leg. Adopted Budget (Z-01) Column 2	Column 2 Minus Column 1	% Change from Column 1 to Column 2
3400 Other Funds Ltd	27,522	27,522	0	0.00%
6400 Federal Funds Ltd	87	87	0	0.00%
All Funds	27,609	27,609	0	0.00%
4225 State Gov. Service Charges				
3400 Other Funds Ltd	271,294	271,294	0	0.00%
4250 Data Processing				
3400 Other Funds Ltd	107,510	107,510	0	0.00%
4275 Publicity and Publications				
3400 Other Funds Ltd	6,191	6,191	0	0.00%
6400 Federal Funds Ltd	4	4	0	0.00%
All Funds	6,195	6,195	0	0.00%
4300 Professional Services				
3400 Other Funds Ltd	81,665	81,665	0	0.00%
6400 Federal Funds Ltd	45	45	0	0.00%
All Funds	81,710	81,710	0	0.00%
4315 IT Professional Services				
3400 Other Funds Ltd	15,625	15,625	0	0.00%
4325 Attorney General				
3400 Other Funds Ltd	65,002	65,002	0	0.00%

Description	Governor's Budget (Y-01) Column 1	Leg. Adopted Budget (Z-01) Column 2	Column 2 Minus Column 1	% Change from Column 1 to Column 2
6400 Federal Funds Ltd	471	471	0	0.00%
All Funds	65,473	65,473	0	0.00%
4375 Employee Recruitment and Develop				
3400 Other Funds Ltd	745	745	0	0.00%
4400 Dues and Subscriptions				
3400 Other Funds Ltd	883	883	0	0.00%
4425 Facilities Rental and Taxes				
3400 Other Funds Ltd	34,137	34,137	0	0.00%
6400 Federal Funds Ltd	255	255	0	0.00%
All Funds	34,392	34,392	0	0.00%
4450 Fuels and Utilities				
3400 Other Funds Ltd	806	806	0	0.00%
4475 Facilities Maintenance				
3400 Other Funds Ltd	3,043	3,043	0	0.00%
6400 Federal Funds Ltd	2	2	0	0.00%
All Funds	3,045	3,045	0	0.00%
4575 Agency Program Related S and S				
3400 Other Funds Ltd	7	7	0	0.00%
4600 Intra-agency Charges				

Description	Governor's Budget (Y-01) Column 1	Leg. Adopted Budget (Z-01) Column 2	Column 2 Minus Column 1	% Change from Column 1 to Column 2
3400 Other Funds Ltd	428	428	0	0.00%
4650 Other Services and Supplies				
3400 Other Funds Ltd	41,188	41,188	0	0.00%
6400 Federal Funds Ltd	50	50	0	0.00%
All Funds	41,238	41,238	0	0.00%
4700 Expendable Prop 250 - 5000				
3400 Other Funds Ltd	4,697	4,697	0	0.00%
4715 IT Expendable Property				
3400 Other Funds Ltd	11,192	11,192	0	0.00%
6400 Federal Funds Ltd	119	119	0	0.00%
All Funds	11,311	11,311	0	0.00%
SERVICES & SUPPLIES				
3400 Other Funds Ltd	729,278	729,278	0	0.00%
6400 Federal Funds Ltd	1,496	1,496	0	0.00%
TOTAL SERVICES & SUPPLIES	**$730,774**	**$730,774**	**$0**	**0.00%**
CAPITAL OUTLAY				
5200 Technical Equipment				
3400 Other Funds Ltd	21,883	21,883	0	0.00%
5550 Data Processing Software				

Description	Governor's Budget (Y-01) Column 1	Leg. Adopted Budget (Z-01) Column 2	Column 2 Minus Column 1	% Change from Column 1 to Column 2
3400 Other Funds Ltd	5,309	5,309	0	0.00%
CAPITAL OUTLAY				
3400 Other Funds Ltd	27,192	27,192	0	0.00%
TOTAL CAPITAL OUTLAY	**$27,192**	**$27,192**	**$0**	**0.00%**
SPECIAL PAYMENTS				
6025 Dist to Other Gov Unit				
3400 Other Funds Ltd	383	383	0	0.00%
SPECIAL PAYMENTS				
3400 Other Funds Ltd	383	383	0	0.00%
TOTAL SPECIAL PAYMENTS	**$383**	**$383**	**$0**	**0.00%**
EXPENDITURES				
3400 Other Funds Ltd	756,853	756,853	0	0.00%
6400 Federal Funds Ltd	1,496	1,496	0	0.00%
TOTAL EXPENDITURES	**$758,349**	**$758,349**	**$0**	**0.00%**
ENDING BALANCE				
3400 Other Funds Ltd	(756,853)	(756,853)	0	0.00%
6400 Federal Funds Ltd	(1,496)	(1,496)	0	0.00%
TOTAL ENDING BALANCE	**($758,349)**	**($758,349)**	**$0**	**0.00%**

Description	Governor's Budget (Y-01) Column 1	Leg. Adopted Budget (Z-01) Column 2	Column 2 Minus Column 1	% Change from Column 1 to Column 2
EXPENDITURES				
SERVICES & SUPPLIES				
4425 Facilities Rental and Taxes				
3400 Other Funds Ltd	83,808	83,808	0	0.00%
6400 Federal Funds Ltd	627	627	0	0.00%
All Funds	84,435	84,435	0	0.00%
SERVICES & SUPPLIES				
3400 Other Funds Ltd	83,808	83,808	0	0.00%
6400 Federal Funds Ltd	627	627	0	0.00%
TOTAL SERVICES & SUPPLIES	**$84,435**	**$84,435**	**$0**	**0.00%**
EXPENDITURES				
3400 Other Funds Ltd	83,808	83,808	0	0.00%
6400 Federal Funds Ltd	627	627	0	0.00%
TOTAL EXPENDITURES	**$84,435**	**$84,435**	**$0**	**0.00%**
ENDING BALANCE				
3400 Other Funds Ltd	(83,808)	(83,808)	0	0.00%
6400 Federal Funds Ltd	(627)	(627)	0	0.00%
TOTAL ENDING BALANCE	**($84,435)**	**($84,435)**	**$0**	**0.00%**

Description	Governor's Budget (Y-01)	Leg. Adopted Budget (Z-01)	Column 2 Minus Column 1	% Change from Column 1 to Column 2
	Column 1	Column 2		
EXPENDITURES				
SERVICES & SUPPLIES				
4200 Telecommunications				
3400 Other Funds Ltd	(319,102)	(319,102)	0	0.00%
4250 Data Processing				
3400 Other Funds Ltd	(1,457,841)	(1,457,841)	0	0.00%
4300 Professional Services				
3400 Other Funds Ltd	(2,070)	(2,070)	0	0.00%
4425 Facilities Rental and Taxes				
3400 Other Funds Ltd	(254,957)	(254,957)	0	0.00%
4600 Intra-agency Charges				
3400 Other Funds Ltd	151,675	151,675	0	0.00%
4715 IT Expendable Property				
3400 Other Funds Ltd	603,527	603,527	0	0.00%
SERVICES & SUPPLIES				
3400 Other Funds Ltd	(1,278,768)	(1,278,768)	0	0.00%
TOTAL SERVICES & SUPPLIES	**($1,278,768)**	**($1,278,768)**	**$0**	**0.00%**
EXPENDITURES				
3400 Other Funds Ltd	(1,278,768)	(1,278,768)	0	0.00%

Description	Governor's Budget (Y-01)	Leg. Adopted Budget (Z-01)	Column 2 Minus Column 1	% Change from Column 1 to Column 2
	Column 1	Column 2		
TOTAL EXPENDITURES	**($1,278,768)**	**($1,278,768)**	**$0**	**0.00%**
ENDING BALANCE				
3400 Other Funds Ltd	1,278,768	1,278,768	0	0.00%
TOTAL ENDING BALANCE	**$1,278,768**	**$1,278,768**	**$0**	**0.00%**

Description	Governor's Budget (Y-01) Column 1	Leg. Adopted Budget (Z-01) Column 2	Column 2 Minus Column 1	% Change from Column 1 to Column 2
REVENUE CATEGORIES				
GENERAL FUND APPROPRIATION				
0050 General Fund Appropriation				
8000 General Fund	(9,678)	(9,678)	0	0.00%
REVENUE CATEGORIES				
8000 General Fund	(9,678)	(9,678)	0	0.00%
TOTAL REVENUE CATEGORIES	**($9,678)**	**($9,678)**	**$0**	**0.00%**
2000				
2660 Tsfr To Land Conservation Dev				
3400 Other Funds Ltd	(2,154,190)	-	2,154,190	100.00%
AVAILABLE REVENUES				
8000 General Fund	(9,678)	(9,678)	0	0.00%
3400 Other Funds Ltd	(2,154,190)	-	2,154,190	100.00%
TOTAL AVAILABLE REVENUES	**($2,163,868)**	**($9,678)**	**$2,154,190**	**99.55%**
EXPENDITURES				
PERSONAL SERVICES				
OTHER PAYROLL EXPENSES				
3221 Pension Obligation Bond				
8000 General Fund	(9,678)	(9,678)	0	0.00%

Description	Governor's Budget (Y-01) Column 1	Leg. Adopted Budget (Z-01) Column 2	Column 2 Minus Column 1	% Change from Column 1 to Column 2
3400 Other Funds Ltd	9,678	9,678	0	0.00%
All Funds	-	-	0	0.00%
OTHER PAYROLL EXPENSES				
8000 General Fund	(9,678)	(9,678)	0	0.00%
3400 Other Funds Ltd	9,678	9,678	0	0.00%
TOTAL OTHER PAYROLL EXPENSES	**-**	**-**	**$0**	**0.00%**
PERSONAL SERVICES				
8000 General Fund	(9,678)	(9,678)	0	0.00%
3400 Other Funds Ltd	9,678	9,678	0	0.00%
TOTAL PERSONAL SERVICES	**-**	**-**	**$0**	**0.00%**
EXPENDITURES				
8000 General Fund	(9,678)	(9,678)	0	0.00%
3400 Other Funds Ltd	9,678	9,678	0	0.00%
TOTAL EXPENDITURES	**-**	**-**	**$0**	**0.00%**
ENDING BALANCE				
8000 General Fund	-	-	0	0.00%
3400 Other Funds Ltd	(2,163,868)	(9,678)	2,154,190	99.55%
TOTAL ENDING BALANCE	**($2,163,868)**	**($9,678)**	**$2,154,190**	**99.55%**

Description	Governor's Budget (Y-01) Column 1	Leg. Adopted Budget (Z-01) Column 2	Column 2 Minus Column 1	% Change from Column 1 to Column 2
EXPENDITURES				
SERVICES & SUPPLIES				
4325 Attorney General				
3400 Other Funds Ltd	(19,999)	-	19,999	100.00%
6400 Federal Funds Ltd	(145)	-	145	100.00%
All Funds	(20,144)	-	20,144	100.00%
SERVICES & SUPPLIES				
3400 Other Funds Ltd	(19,999)	-	19,999	100.00%
6400 Federal Funds Ltd	(145)	-	145	100.00%
TOTAL SERVICES & SUPPLIES	**($20,144)**	**-**	**$20,144**	**100.00%**
EXPENDITURES				
3400 Other Funds Ltd	(19,999)	-	19,999	100.00%
6400 Federal Funds Ltd	(145)	-	145	100.00%
TOTAL EXPENDITURES	**($20,144)**	**-**	**$20,144**	**100.00%**
ENDING BALANCE				
3400 Other Funds Ltd	19,999	-	(19,999)	(100.00%)
6400 Federal Funds Ltd	145	-	(145)	(100.00%)
TOTAL ENDING BALANCE	**$20,144**	**-**	**($20,144)**	**(100.00%)**

Description	Governor's Budget (Y-01)	Leg. Adopted Budget (Z-01)	Column 2 Minus Column 1	% Change from Column 1 to Column 2
	Column 1	Column 2		
EXPENDITURES				
SERVICES & SUPPLIES				
4100 Instate Travel				
3400 Other Funds Ltd	(71,207)	-	71,207	100.00%
4175 Office Expenses				
3400 Other Funds Ltd	(1,981)	-	1,981	100.00%
4200 Telecommunications				
3400 Other Funds Ltd	(14,296)	-	14,296	100.00%
4225 State Gov. Service Charges				
3400 Other Funds Ltd	(89,407)	-	89,407	100.00%
4250 Data Processing				
3400 Other Funds Ltd	(30,532)	-	30,532	100.00%
4650 Other Services and Supplies				
3400 Other Funds Ltd	(6,621)	-	6,621	100.00%
SERVICES & SUPPLIES				
3400 Other Funds Ltd	(214,044)	-	214,044	100.00%
TOTAL SERVICES & SUPPLIES	**($214,044)**	**-**	**$214,044**	**100.00%**
EXPENDITURES				
3400 Other Funds Ltd	(214,044)	-	214,044	100.00%

Description	Governor's Budget (Y-01)	Leg. Adopted Budget (Z-01)	Column 2 Minus Column 1	% Change from Column 1 to Column 2
	Column 1	Column 2		
TOTAL EXPENDITURES	**($214,044)**	**-**	**$214,044**	**100.00%**
ENDING BALANCE				
3400 Other Funds Ltd	214,044	-	(214,044)	(100.00%)
TOTAL ENDING BALANCE	**$214,044**	**-**	**($214,044)**	**(100.00%)**

Description	Governor's Budget (Y-01) Column 1	Leg. Adopted Budget (Z-01) Column 2	Column 2 Minus Column 1	% Change from Column 1 to Column 2
EXPENDITURES				
PERSONAL SERVICES				
SALARIES & WAGES				
3110 Class/Unclass Sal. and Per Diem				
3400 Other Funds Ltd	-	(184,152)	(184,152)	100.00%
6400 Federal Funds Ltd	-	184,152	184,152	100.00%
All Funds	-	-	0	0.00%
SALARIES & WAGES				
3400 Other Funds Ltd	-	(184,152)	(184,152)	100.00%
6400 Federal Funds Ltd	-	184,152	184,152	100.00%
TOTAL SALARIES & WAGES	**-**	**-**	**$0**	**0.00%**
OTHER PAYROLL EXPENSES				
3210 Empl. Rel. Bd. Assessments				
3400 Other Funds Ltd	-	(53)	(53)	100.00%
6400 Federal Funds Ltd	-	53	53	100.00%
All Funds	-	-	0	0.00%
3220 Public Employees Retire Cont				
3400 Other Funds Ltd	-	(33,000)	(33,000)	100.00%
6400 Federal Funds Ltd	-	33,000	33,000	100.00%

Description	Governor's Budget (Y-01) Column 1	Leg. Adopted Budget (Z-01) Column 2	Column 2 Minus Column 1	% Change from Column 1 to Column 2
All Funds	-	-	0	0.00%
3230 Social Security Taxes				
3400 Other Funds Ltd	-	(14,088)	(14,088)	100.00%
6400 Federal Funds Ltd	-	14,088	14,088	100.00%
All Funds	-	-	0	0.00%
3241 Paid Family Medical Leave Insurance				
3400 Other Funds Ltd	-	(737)	(737)	100.00%
6400 Federal Funds Ltd	-	737	737	100.00%
All Funds	-	-	0	0.00%
3250 Workers Comp. Assess. (WCD)				
3400 Other Funds Ltd	-	(46)	(46)	100.00%
6400 Federal Funds Ltd	-	46	46	100.00%
All Funds	-	-	0	0.00%
3270 Flexible Benefits				
3400 Other Funds Ltd	-	(39,600)	(39,600)	100.00%
6400 Federal Funds Ltd	-	39,600	39,600	100.00%
All Funds	-	-	0	0.00%
OTHER PAYROLL EXPENSES				
3400 Other Funds Ltd	-	(87,524)	(87,524)	100.00%

Description	Governor's Budget (Y-01) Column 1	Leg. Adopted Budget (Z-01) Column 2	Column 2 Minus Column 1	% Change from Column 1 to Column 2
6400 Federal Funds Ltd	-	87,524	87,524	100.00%
TOTAL OTHER PAYROLL EXPENSES	**-**	**-**	**$0**	**0.00%**
PERSONAL SERVICES				
3400 Other Funds Ltd	-	(271,676)	(271,676)	100.00%
6400 Federal Funds Ltd	-	271,676	271,676	100.00%
TOTAL PERSONAL SERVICES	**-**	**-**	**$0**	**0.00%**
EXPENDITURES				
3400 Other Funds Ltd	-	(271,676)	(271,676)	100.00%
6400 Federal Funds Ltd	-	271,676	271,676	100.00%
TOTAL EXPENDITURES	**-**	**-**	**$0**	**0.00%**
ENDING BALANCE				
3400 Other Funds Ltd	-	271,676	271,676	100.00%
6400 Federal Funds Ltd	-	(271,676)	(271,676)	100.00%
TOTAL ENDING BALANCE	**-**	**-**	**$0**	**0.00%**

Description	Governor's Budget (Y-01)	Leg. Adopted Budget (Z-01)	Column 2 Minus Column 1	% Change from Column 1 to Column 2
	Column 1	Column 2		
EXPENDITURES				
PERSONAL SERVICES				
SALARIES & WAGES				
3110 Class/Unclass Sal. and Per Diem				
3400 Other Funds Ltd	-	(408,456)	(408,456)	100.00%
SALARIES & WAGES				
3400 Other Funds Ltd	-	(408,456)	(408,456)	100.00%
TOTAL SALARIES & WAGES	**-**	**($408,456)**	**($408,456)**	**100.00%**
OTHER PAYROLL EXPENSES				
3210 Empl. Rel. Bd. Assessments				
3400 Other Funds Ltd	-	(159)	(159)	100.00%
3220 Public Employees Retire Cont				
3400 Other Funds Ltd	-	(73,194)	(73,194)	100.00%
3230 Social Security Taxes				
3400 Other Funds Ltd	-	(31,248)	(31,248)	100.00%
3241 Paid Family Medical Leave Insurance				
3400 Other Funds Ltd	-	(1,634)	(1,634)	100.00%
3250 Workers Comp. Assess. (WCD)				
3400 Other Funds Ltd	-	(138)	(138)	100.00%

Description	Governor's Budget (Y-01) Column 1	Leg. Adopted Budget (Z-01) Column 2	Column 2 Minus Column 1	% Change from Column 1 to Column 2
3270 Flexible Benefits				
3400 Other Funds Ltd	-	(118,800)	(118,800)	100.00%
OTHER PAYROLL EXPENSES				
3400 Other Funds Ltd	-	(225,173)	(225,173)	100.00%
TOTAL OTHER PAYROLL EXPENSES	**-**	**($225,173)**	**($225,173)**	**100.00%**
P.S. BUDGET ADJUSTMENTS				
3465 Reconciliation Adjustment				
3400 Other Funds Ltd	-	23,884	23,884	100.00%
P.S. BUDGET ADJUSTMENTS				
3400 Other Funds Ltd	-	23,884	23,884	100.00%
TOTAL P.S. BUDGET ADJUSTMENTS	**-**	**$23,884**	**$23,884**	**100.00%**
PERSONAL SERVICES				
3400 Other Funds Ltd	-	(609,745)	(609,745)	100.00%
TOTAL PERSONAL SERVICES	**-**	**($609,745)**	**($609,745)**	**100.00%**
EXPENDITURES				
3400 Other Funds Ltd	-	(609,745)	(609,745)	100.00%
TOTAL EXPENDITURES	**-**	**($609,745)**	**($609,745)**	**100.00%**
ENDING BALANCE				
3400 Other Funds Ltd	-	609,745	609,745	100.00%

Description	Governor's Budget (Y-01)	Leg. Adopted Budget (Z-01)	Column 2 Minus Column 1	% Change from Column 1 to Column 2
	Column 1	Column 2		
TOTAL ENDING BALANCE	**-**	**$609,745**	**$609,745**	**100.00%**
AUTHORIZED POSITIONS				
8150 Class/Unclass Positions	-	(3)	(3)	100.00%
AUTHORIZED FTE				
8250 Class/Unclass FTE Positions	-	(3.00)	(3.00)	100.00%

Description	Governor's Budget (Y-01)	Leg. Adopted Budget (Z-01)	Column 2 Minus Column 1	% Change from Column 1 to Column 2
	Column 1	Column 2		
EXPENDITURES				
SERVICES & SUPPLIES				
4100 Instate Travel				
3400 Other Funds Ltd	-	(71,151)	(71,151)	100.00%
4150 Employee Training				
3400 Other Funds Ltd	-	20,572	20,572	100.00%
4175 Office Expenses				
3400 Other Funds Ltd	-	2,349	2,349	100.00%
4200 Telecommunications				
3400 Other Funds Ltd	-	(35,318)	(35,318)	100.00%
4225 State Gov. Service Charges				
3400 Other Funds Ltd	-	(66,515)	(66,515)	100.00%
4250 Data Processing				
3400 Other Funds Ltd	-	(28,662)	(28,662)	100.00%
4325 Attorney General				
3400 Other Funds Ltd	-	(26,405)	(26,405)	100.00%
6400 Federal Funds Ltd	-	(191)	(191)	100.00%
All Funds	-	(26,596)	(26,596)	100.00%
4650 Other Services and Supplies				

Description	Governor's Budget (Y-01) Column 1	Leg. Adopted Budget (Z-01) Column 2	Column 2 Minus Column 1	% Change from Column 1 to Column 2
3400 Other Funds Ltd	-	(15,977)	(15,977)	100.00%
SERVICES & SUPPLIES				
3400 Other Funds Ltd	-	(221,107)	(221,107)	100.00%
6400 Federal Funds Ltd	-	(191)	(191)	100.00%
TOTAL SERVICES & SUPPLIES	**-**	**($221,298)**	**($221,298)**	**100.00%**
EXPENDITURES				
3400 Other Funds Ltd	-	(221,107)	(221,107)	100.00%
6400 Federal Funds Ltd	-	(191)	(191)	100.00%
TOTAL EXPENDITURES	**-**	**($221,298)**	**($221,298)**	**100.00%**
ENDING BALANCE				
3400 Other Funds Ltd	-	221,107	221,107	100.00%
6400 Federal Funds Ltd	-	191	191	100.00%
TOTAL ENDING BALANCE	**-**	**$221,298**	**$221,298**	**100.00%**

Description	Governor's Budget (Y-01)	Leg. Adopted Budget (Z-01)	Column 2 Minus Column 1	% Change from Column 1 to Column 2
	Column 1	Column 2		
REVENUE CATEGORIES				
GENERAL FUND APPROPRIATION				
0050 General Fund Appropriation				
8000 General Fund	-	6,300,000	6,300,000	100.00%
REVENUE CATEGORIES				
8000 General Fund	-	6,300,000	6,300,000	100.00%
TOTAL REVENUE CATEGORIES	**-**	**$6,300,000**	**$6,300,000**	**100.00%**
AVAILABLE REVENUES				
8000 General Fund	-	6,300,000	6,300,000	100.00%
TOTAL AVAILABLE REVENUES	**-**	**$6,300,000**	**$6,300,000**	**100.00%**
EXPENDITURES				
SERVICES & SUPPLIES				
4650 Other Services and Supplies				
8000 General Fund	-	300,000	300,000	100.00%
SERVICES & SUPPLIES				
8000 General Fund	-	300,000	300,000	100.00%
TOTAL SERVICES & SUPPLIES	**-**	**$300,000**	**$300,000**	**100.00%**
SPECIAL PAYMENTS				
6020 Dist to Counties				

Description	Governor's Budget (Y-01) Column 1	Leg. Adopted Budget (Z-01) Column 2	Column 2 Minus Column 1	% Change from Column 1 to Column 2
8000 General Fund	-	6,000,000	6,000,000	100.00%
SPECIAL PAYMENTS				
8000 General Fund	-	6,000,000	6,000,000	100.00%
TOTAL SPECIAL PAYMENTS	**-**	**$6,000,000**	**$6,000,000**	**100.00%**
EXPENDITURES				
8000 General Fund	-	6,300,000	6,300,000	100.00%
TOTAL EXPENDITURES	**-**	**$6,300,000**	**$6,300,000**	**100.00%**
ENDING BALANCE				
8000 General Fund	-	-	0	0.00%
TOTAL ENDING BALANCE	**-**	**-**	**$0**	**0.00%**

Description	Governor's Budget (Y-01) Column 1	Leg. Adopted Budget (Z-01) Column 2	Column 2 Minus Column 1	% Change from Column 1 to Column 2
REVENUE CATEGORIES				
LICENSES AND FEES				
0205 Business Lic and Fees				
3400 Other Funds Ltd	-	756,051	756,051	100.00%
REVENUE CATEGORIES				
3400 Other Funds Ltd	-	756,051	756,051	100.00%
TOTAL REVENUE CATEGORIES	**-**	**$756,051**	**$756,051**	**100.00%**
AVAILABLE REVENUES				
3400 Other Funds Ltd	-	756,051	756,051	100.00%
TOTAL AVAILABLE REVENUES	**-**	**$756,051**	**$756,051**	**100.00%**
EXPENDITURES				
PERSONAL SERVICES				
SALARIES & WAGES				
3110 Class/Unclass Sal. and Per Diem				
3400 Other Funds Ltd	-	462,105	462,105	100.00%
SALARIES & WAGES				
3400 Other Funds Ltd	-	462,105	462,105	100.00%
TOTAL SALARIES & WAGES	**-**	**$462,105**	**$462,105**	**100.00%**
OTHER PAYROLL EXPENSES				

Description	Governor's Budget (Y-01) Column 1	Leg. Adopted Budget (Z-01) Column 2	Column 2 Minus Column 1	% Change from Column 1 to Column 2
3210 Empl. Rel. Bd. Assessments				
3400 Other Funds Ltd	-	92	92	100.00%
3220 Public Employees Retire Cont				
3400 Other Funds Ltd	-	82,809	82,809	100.00%
3230 Social Security Taxes				
3400 Other Funds Ltd	-	35,351	35,351	100.00%
3241 Paid Family Medical Leave Insurance				
3400 Other Funds Ltd	-	1,848	1,848	100.00%
3250 Workers Comp. Assess. (WCD)				
3400 Other Funds Ltd	-	80	80	100.00%
3270 Flexible Benefits				
3400 Other Funds Ltd	-	69,300	69,300	100.00%
OTHER PAYROLL EXPENSES				
3400 Other Funds Ltd	-	189,480	189,480	100.00%
TOTAL OTHER PAYROLL EXPENSES	**-**	**$189,480**	**$189,480**	**100.00%**
P.S. BUDGET ADJUSTMENTS				
3465 Reconciliation Adjustment				
3400 Other Funds Ltd	-	31,772	31,772	100.00%
P.S. BUDGET ADJUSTMENTS				

Description	Governor's Budget (Y-01) Column 1	Leg. Adopted Budget (Z-01) Column 2	Column 2 Minus Column 1	% Change from Column 1 to Column 2
3400 Other Funds Ltd	-	31,772	31,772	100.00%
TOTAL P.S. BUDGET ADJUSTMENTS	**-**	**$31,772**	**$31,772**	**100.00%**
PERSONAL SERVICES				
3400 Other Funds Ltd	-	683,357	683,357	100.00%
TOTAL PERSONAL SERVICES	**-**	**$683,357**	**$683,357**	**100.00%**
SERVICES & SUPPLIES				
4100 Instate Travel				
3400 Other Funds Ltd	-	10,146	10,146	100.00%
4125 Out of State Travel				
3400 Other Funds Ltd	-	142	142	100.00%
4150 Employee Training				
3400 Other Funds Ltd	-	1,000	1,000	100.00%
4175 Office Expenses				
3400 Other Funds Ltd	-	3,711	3,711	100.00%
4200 Telecommunications				
3400 Other Funds Ltd	-	4,487	4,487	100.00%
4250 Data Processing				
3400 Other Funds Ltd	-	11,560	11,560	100.00%
4325 Attorney General				

Description	Governor's Budget (Y-01) Column 1	Leg. Adopted Budget (Z-01) Column 2	Column 2 Minus Column 1	% Change from Column 1 to Column 2
3400 Other Funds Ltd	-	2,930	2,930	100.00%
4400 Dues and Subscriptions				
3400 Other Funds Ltd	-	647	647	100.00%
4650 Other Services and Supplies				
3400 Other Funds Ltd	-	6,000	6,000	100.00%
4700 Expendable Prop 250 - 5000				
3400 Other Funds Ltd	-	15,000	15,000	100.00%
4715 IT Expendable Property				
3400 Other Funds Ltd	-	17,071	17,071	100.00%
SERVICES & SUPPLIES				
3400 Other Funds Ltd	-	72,694	72,694	100.00%
TOTAL SERVICES & SUPPLIES	**-**	**$72,694**	**$72,694**	**100.00%**
EXPENDITURES				
3400 Other Funds Ltd	-	756,051	756,051	100.00%
TOTAL EXPENDITURES	**-**	**$756,051**	**$756,051**	**100.00%**
ENDING BALANCE				
3400 Other Funds Ltd	-	-	0	0.00%
TOTAL ENDING BALANCE	**-**	**-**	**$0**	**0.00%**
AUTHORIZED POSITIONS				

Description	Governor's Budget (Y-01)	Leg. Adopted Budget (Z-01)	Column 2 Minus Column 1	% Change from Column 1 to Column 2
	Column 1	Column 2		
8150 Class/Unclass Positions	-	2	2	100.00%
AUTHORIZED FTE				
8250 Class/Unclass FTE Positions	-	1.76	1.76	100.00%

Description	Governor's Budget (Y-01) Column 1	Leg. Adopted Budget (Z-01) Column 2	Column 2 Minus Column 1	% Change from Column 1 to Column 2
REVENUE CATEGORIES				
GENERAL FUND APPROPRIATION				
0050 General Fund Appropriation				
8000 General Fund	-	1,442,576	1,442,576	100.00%
AVAILABLE REVENUES				
8000 General Fund	-	1,442,576	1,442,576	100.00%
TOTAL AVAILABLE REVENUES	**-**	**$1,442,576**	**$1,442,576**	**100.00%**
EXPENDITURES				
PERSONAL SERVICES				
SALARIES & WAGES				
3110 Class/Unclass Sal. and Per Diem				
8000 General Fund	-	411,334	411,334	100.00%
OTHER PAYROLL EXPENSES				
3210 Empl. Rel. Bd. Assessments				
8000 General Fund	-	140	140	100.00%
3220 Public Employees Retire Cont				
8000 General Fund	-	73,711	73,711	100.00%
3230 Social Security Taxes				
8000 General Fund	-	31,467	31,467	100.00%

Description	Governor's Budget (Y-01) Column 1	Leg. Adopted Budget (Z-01) Column 2	Column 2 Minus Column 1	% Change from Column 1 to Column 2
3241 Paid Family Medical Leave Insurance				
8000 General Fund	-	1,645	1,645	100.00%
3250 Workers Comp. Assess. (WCD)				
8000 General Fund	-	122	122	100.00%
3270 Flexible Benefits				
8000 General Fund	-	105,600	105,600	100.00%
OTHER PAYROLL EXPENSES				
8000 General Fund	-	212,685	212,685	100.00%
TOTAL OTHER PAYROLL EXPENSES	**-**	**$212,685**	**$212,685**	**100.00%**
P.S. BUDGET ADJUSTMENTS				
3465 Reconciliation Adjustment				
8000 General Fund	-	(10,317)	(10,317)	100.00%
PERSONAL SERVICES				
8000 General Fund	-	613,702	613,702	100.00%
TOTAL PERSONAL SERVICES	**-**	**$613,702**	**$613,702**	**100.00%**
SERVICES & SUPPLIES				
4100 Instate Travel				
8000 General Fund	-	12,468	12,468	100.00%
4150 Employee Training				

Description	Governor's Budget (Y-01) Column 1	Leg. Adopted Budget (Z-01) Column 2	Column 2 Minus Column 1	% Change from Column 1 to Column 2
8000 General Fund	-	3,959	3,959	100.00%
4175 Office Expenses				
8000 General Fund	-	1,570	1,570	100.00%
4200 Telecommunications				
8000 General Fund	-	5,892	5,892	100.00%
4250 Data Processing				
8000 General Fund	-	7,044	7,044	100.00%
4300 Professional Services				
8000 General Fund	-	500,000	500,000	100.00%
4325 Attorney General				
8000 General Fund	-	41,020	41,020	100.00%
4425 Facilities Rental and Taxes				
8000 General Fund	-	36,398	36,398	100.00%
4575 Agency Program Related S and S				
8000 General Fund	-	137,487	137,487	100.00%
4600 Intra-agency Charges				
8000 General Fund	-	7,676	7,676	100.00%
4700 Expendable Prop 250 - 5000				
8000 General Fund	-	15,300	15,300	100.00%

Description	Governor's Budget (Y-01) Column 1	Leg. Adopted Budget (Z-01) Column 2	Column 2 Minus Column 1	% Change from Column 1 to Column 2
4715 IT Expendable Property				
8000 General Fund	-	23,318	23,318	100.00%
SERVICES & SUPPLIES				
8000 General Fund	-	792,132	792,132	100.00%
TOTAL SERVICES & SUPPLIES	**-**	**$792,132**	**$792,132**	**100.00%**
SPECIAL PAYMENTS				
6035 Dist to Individuals				
8000 General Fund	-	36,742	36,742	100.00%
EXPENDITURES				
8000 General Fund	-	1,442,576	1,442,576	100.00%
TOTAL EXPENDITURES	**-**	**$1,442,576**	**$1,442,576**	**100.00%**
ENDING BALANCE				
8000 General Fund	-	-	0	0.00%
TOTAL ENDING BALANCE	**-**	**-**	**$0**	**0.00%**
AUTHORIZED POSITIONS				
8150 Class/Unclass Positions	-	3	3	100.00%
AUTHORIZED FTE				
8250 Class/Unclass FTE Positions	-	2.68	2.68	100.00%

Position Number	Classification	Classification Name	Sal Rng	Pos Type	Pos Cnt	FTE	Mos	Step	Rate	SAL/ OPE	Salary/OPE GF	LF	OF	FF	AF
Total Salary											411,334	-	161,755,955	9,872,917	172,040,206
Total OPE											212,685	-	77,960,790	4,839,910	83,013,385
Total Personal Services					**973**	**967.77**					**624,019**	**-**	**239,716,745**	**14,712,827**	**255,053,591**

Position Number	Classification	Classification Name	Sal Rng	Pos Type	Pos Cnt	FTE	Mos	Step	Rate	SAL/ OPE	Salary/OPE				
											GF	LF	OF	FF	AF
2000001	MENN Z7521 AF	WORKERS COMPENSATION BOARD ME	38	PF	1	1.00	24	7	12394	SAL	-	-	297,456	-	297,456
										OPE	-	-	116,607	-	116,607
2000002	MESN Z7521 AF	WORKERS COMPENSATION BOARD ME	38	PF	1	1.00	24	9	13661	SAL	-	-	327,864	-	327,864
										OPE	-	-	122,497	-	122,497
2000003	MENN Z7521 AF	WORKERS COMPENSATION BOARD ME	38	PF	1	1.00	24	9	13661	SAL	-	-	327,864	-	327,864
										OPE	-	-	122,497	-	122,497
2000008	OAS C1524 AP	PARALEGAL	26	PF	1	1.00	24	5	5771	SAL	-	-	138,504	-	138,504
										OPE	-	-	75,669	-	75,669
2000009	OAS C0107 AP	ADMINISTRATIVE SPECIALIST 1	17	PF	1	1.00	24	7	4155	SAL	-	-	99,720	-	99,720
										OPE	-	-	65,597	-	65,597
2000010	OAS C0108 AP	ADMINISTRATIVE SPECIALIST 2	20	PF	1	1.00	24	10	5503	SAL	-	-	132,072	-	132,072
										OPE	-	-	73,998	-	73,998
2000011	MMS X7426 AP	LEGAL SUPPORT SERVICES SUPERVIS	28X	PF	1	1.00	24	9	8015	SAL	-	-	192,360	-	192,360
										OPE	-	-	89,655	-	89,655
2000013	OAS C0108 AP	ADMINISTRATIVE SPECIALIST 2	20	PF	1	1.00	24	10	5503	SAL	-	-	132,072	-	132,072
										OPE	-	-	73,998	-	73,998
2000015	OAS C0104 AP	OFFICE SPECIALIST 2	15	PF	1	1.00	24	7	3790	SAL	-	-	90,960	-	90,960
										OPE	-	-	63,321	-	63,321
2000016	MESN Z0833 AF	SUPERVISOR EXECUTIVE ASSISTANT	26	PF	1	1.00	24	9	7630	SAL	-	-	183,120	-	183,120
										OPE	-	-	87,255	-	87,255
2000019	OAS C0104 AP	OFFICE SPECIALIST 2	15	PF	1	1.00	24	5	3483	SAL	-	-	83,592	-	83,592
										OPE	-	-	61,408	-	61,408
2000043	OAS C1485 IP	INFORMATION SYSTEMS SPECIALIST 5	28	PF	1	1.00	24	10	8033	SAL	-	-	192,792	-	192,792
										OPE	-	-	89,767	-	89,767
2000051	OAS C0108 AP	ADMINISTRATIVE SPECIALIST 2	20	PF	1	1.00	24	7	4776	SAL	-	-	114,624	-	114,624
										OPE	-	-	69,467	-	69,467
2000052	OAS C0104 AP	OFFICE SPECIALIST 2	15	PF	1	1.00	24	3	3215	SAL	-	-	77,160	-	77,160
										OPE	-	-	59,738	-	59,738
2000068	MESN Z7084 AF	BUSINESS OPERATIONS MANAGER 2	33X	PF	1	1.00	24	10	10720	SAL	-	-	257,280	-	257,280
										OPE	-	-	106,515	-	106,515
2000101	MMN X0855 AP	PROJECT MANAGER 2	30	PF	1	1.00	24	9	9264	SAL	-	-	222,336	-	222,336

Position Number	Classification	Classification Name	Sal Rng	Pos Type	Pos Cnt	FTE	Mos	Step	Rate	SAL/ OPE	Salary/OPE GF	LF	OF	FF	AF
										OPE	-	-	97,440	-	97,440
2000214	OAS C1524 AP	PARALEGAL	26	PF	1	1.00	24	5	5771	SAL	-	-	138,504	-	138,504
										OPE	-	-	75,669	-	75,669
2000238	OAS C0104 AP	OFFICE SPECIALIST 2	15	PF	1	1.00	24	8	3964	SAL	-	-	95,136	-	95,136
										OPE	-	-	64,406	-	64,406
2000397	OAS C1524 AP	PARALEGAL	26	PF	1	1.00	24	5	5771	SAL	-	-	138,504	-	138,504
										OPE	-	-	75,669	-	75,669
2000403	OAS C0119 AP	EXECUTIVE SUPPORT SPECIALIST 2	20	PF	1	1.00	24	3	3964	SAL	-	-	95,136	-	95,136
										OPE	-	-	64,406	-	64,406
2000635	UA C1545 AP	WCB LEGAL STAFF	32	PF	1	1.00	24	10	9752	SAL	-	-	234,048	-	234,048
										OPE	-	-	100,481	-	100,481
2000642	OAS C0104 AP	OFFICE SPECIALIST 2	15	PF	1	1.00	24	6	3629	SAL	-	-	87,096	-	87,096
										OPE	-	-	62,318	-	62,318
2000712	OAS C0104 AP	OFFICE SPECIALIST 2	15	PF	1	1.00	24	10	4356	SAL	-	-	104,544	-	104,544
										OPE	-	-	66,849	-	66,849
2000775	MESN Z7402 AF	Administrator 1	38X	PF	1	1.00	24	3	9718	SAL	-	-	233,232	-	233,232
										OPE	-	-	100,269	-	100,269
2000777	UA C1545 AP	WCB LEGAL STAFF	32	PF	1	1.00	24	8	8865	SAL	-	-	212,760	-	212,760
										OPE	-	-	94,953	-	94,953
2000779	UA C1545 AP	WCB LEGAL STAFF	32	PF	1	1.00	24	10	9752	SAL	-	-	234,048	-	234,048
										OPE	-	-	100,481	-	100,481
2000781	OAS C0104 AP	OFFICE SPECIALIST 2	15	PF	1	1.00	24	9	4155	SAL	-	-	99,720	-	99,720
										OPE	-	-	65,597	-	65,597
2100025	MESN Z7560 AF	WCB PRESIDING ADMINISTRATIVE LAW	38	PF	1	1.00	24	9	13661	SAL	-	-	327,864	-	327,864
										OPE	-	-	122,497	-	122,497
2100026	UA U7522 AP	WCB ADMINISTRATIVE LAW JUDGE	37W	PF	1	1.00	24	6	10730	SAL	-	-	257,520	-	257,520
										OPE	-	-	106,577	-	106,577
2100028	UA U7522 AP	WCB ADMINISTRATIVE LAW JUDGE	37W	PF	1	1.00	24	10	12993	SAL	-	-	311,832	-	311,832
										OPE	-	-	119,392	-	119,392
2100029	UA U7522 AP	WCB ADMINISTRATIVE LAW JUDGE	37W	PF	1	1.00	24	10	12993	SAL	-	-	311,832	-	311,832
										OPE	-	-	119,392	-	119,392

Position Number	Classification	Classification Name	Sal Rng	Pos Type	Pos Cnt	FTE	Mos	Step	Rate	SAL/ OPE	Salary/OPE				
											GF	LF	OF	FF	AF
2100032	OAS C0861 AP	PROGRAM ANALYST 2	27	PF	1	1.00	24	9	7327	SAL	-	-	175,848	-	175,848
										OPE	-	-	85,366	-	85,366
2100061	UA U7522 AP	WCB ADMINISTRATIVE LAW JUDGE	37W	PF	1	1.00	24	10	12993	SAL	-	-	311,832	-	311,832
										OPE	-	-	119,392	-	119,392
2100109	OAS C1524 AP	PARALEGAL	26	PF	1	1.00	24	8	6664	SAL	-	-	159,936	-	159,936
										OPE	-	-	81,235	-	81,235
2100129	OAS C1524 AP	PARALEGAL	26	PF	1	1.00	24	10	7327	SAL	-	-	175,848	-	175,848
										OPE	-	-	85,366	-	85,366
2100162	UA U7522 AP	WCB ADMINISTRATIVE LAW JUDGE	37W	PF	1	1.00	24	10	12993	SAL	-	-	311,832	-	311,832
										OPE	-	-	119,392	-	119,392
2100170	UA U7522 AP	WCB ADMINISTRATIVE LAW JUDGE	37W	PF	1	1.00	24	9	12386	SAL	-	-	297,264	-	297,264
										OPE	-	-	116,570	-	116,570
2100213	OAS C1524 AP	PARALEGAL	26	PF	1	1.00	24	7	6350	SAL	-	-	152,400	-	152,400
										OPE	-	-	79,278	-	79,278
2100217	UA U7522 AP	WCB ADMINISTRATIVE LAW JUDGE	37W	PF	1	1.00	24	10	12993	SAL	-	-	311,832	-	311,832
										OPE	-	-	119,392	-	119,392
2100219	UA U7522 AP	WCB ADMINISTRATIVE LAW JUDGE	37W	PF	1	1.00	24	10	12993	SAL	-	-	311,832	-	311,832
										OPE	-	-	119,392	-	119,392
2100221	UA U7522 AP	WCB ADMINISTRATIVE LAW JUDGE	37W	PF	1	1.00	24	10	12993	SAL	-	-	311,832	-	311,832
										OPE	-	-	119,392	-	119,392
2100232	UA U7522 AP	WCB ADMINISTRATIVE LAW JUDGE	37W	PF	1	1.00	24	10	12993	SAL	-	-	311,832	-	311,832
										OPE	-	-	119,392	-	119,392
2100233	UA U7522 AP	WCB ADMINISTRATIVE LAW JUDGE	37W	PF	1	1.00	24	10	12993	SAL	-	-	311,832	-	311,832
										OPE	-	-	119,392	-	119,392
2100234	UA U7522 AP	WCB ADMINISTRATIVE LAW JUDGE	37W	PF	1	1.00	24	10	12993	SAL	-	-	311,832	-	311,832
										OPE	-	-	119,392	-	119,392
2100243	OAS C1524 AP	PARALEGAL	26	PF	1	1.00	24	3	5256	SAL	-	-	126,144	-	126,144
										OPE	-	-	72,459	-	72,459
2100363	UA U7522 AP	WCB ADMINISTRATIVE LAW JUDGE	37W	PF	1	1.00	24	10	12993	SAL	-	-	311,832	-	311,832
										OPE	-	-	119,392	-	119,392
2100398	OAS C1524 AP	PARALEGAL	26	PF	1	1.00	24	10	7327	SAL	-	-	175,848	-	175,848

Position Number	Classification	Classification Name	Sal Rng	Pos Type	Pos Cnt	FTE	Mos	Step	Rate	SAL/ OPE	Salary/OPE GF	LF	OF	FF	AF
										OPE	-	-	85,366	-	85,366
2100577	OAS C0108 AP	ADMINISTRATIVE SPECIALIST 2	20	PF	1	1.00	24	10	5503	SAL	-	-	132,072	-	132,072
										OPE	-	-	73,998	-	73,998
2100580	OAS C0107 AP	ADMINISTRATIVE SPECIALIST 1	17	PF	1	1.00	24	3	3483	SAL	-	-	83,592	-	83,592
										OPE	-	-	61,408	-	61,408
2100584	OAS C0104 AP	OFFICE SPECIALIST 2	15	PF	1	1.00	24	6	3629	SAL	-	-	87,096	-	87,096
										OPE	-	-	62,318	-	62,318
2100588	UA U7522 AP	WCB ADMINISTRATIVE LAW JUDGE	37W	PF	1	1.00	24	10	12993	SAL	-	-	311,832	-	311,832
										OPE	-	-	119,392	-	119,392
2100591	OAS C1524 AP	PARALEGAL	26	PF	1	1.00	24	9	6982	SAL	-	-	167,568	-	167,568
										OPE	-	-	83,216	-	83,216
2100593	OAS C0107 AP	ADMINISTRATIVE SPECIALIST 1	17	PF	1	1.00	24	10	4776	SAL	-	-	114,624	-	114,624
										OPE	-	-	69,467	-	69,467
2100596	MMS X7426 AP	LEGAL SUPPORT SERVICES SUPERVIS(	28X	PF	1	1.00	24	10	8408	SAL	-	-	201,792	-	201,792
										OPE	-	-	92,104	-	92,104
2100600	UA U7522 AP	WCB ADMINISTRATIVE LAW JUDGE	37W	PF	1	1.00	24	3	9286	SAL	-	-	222,864	-	222,864
										OPE	-	-	97,576	-	97,576
2100602	UA U7522 AP	WCB ADMINISTRATIVE LAW JUDGE	37W	PF	1	1.00	24	3	9286	SAL	-	-	222,864	-	222,864
										OPE	-	-	97,576	-	97,576
2100604	UA U7522 AP	WCB ADMINISTRATIVE LAW JUDGE	37W	PF	1	1.00	24	10	12993	SAL	-	-	311,832	-	311,832
										OPE	-	-	119,392	-	119,392
2100649	OAS C1524 AP	PARALEGAL	26	PF	1	1.00	24	9	6982	SAL	-	-	167,568	-	167,568
										OPE	-	-	83,216	-	83,216
2100650	OAS C1524 AP	PARALEGAL	26	PF	1	1.00	24	10	7327	SAL	-	-	175,848	-	175,848
										OPE	-	-	85,366	-	85,366
2100660	UA U7522 AP	WCB ADMINISTRATIVE LAW JUDGE	37W	PF	1	1.00	24	10	12993	SAL	-	-	311,832	-	311,832
										OPE	-	-	119,392	-	119,392
2100666	UA U7522 AP	WCB ADMINISTRATIVE LAW JUDGE	37W	PF	1	1.00	24	10	12993	SAL	-	-	311,832	-	311,832
										OPE	-	-	119,392	-	119,392
2100667	UA U7522 AP	WCB ADMINISTRATIVE LAW JUDGE	37W	PF	1	1.00	24	10	12993	SAL	-	-	311,832	-	311,832
										OPE	-	-	119,392	-	119,392

Position Number	Classification	Classification Name	Sal Rng	Pos Type	Pos Cnt	FTE	Mos	Step	Rate	SAL/ OPE	Salary/OPE				
											GF	LF	OF	FF	AF
2200188	UA U7522 AP	WCB ADMINISTRATIVE LAW JUDGE	37W	PF	1	1.00	24	10	12993	SAL	-	-	311,832	-	311,832
										OPE	-	-	119,392	-	119,392
2200189	UA U7522 AP	WCB ADMINISTRATIVE LAW JUDGE	37W	PF	1	1.00	24	3	9286	SAL	-	-	222,864	-	222,864
										OPE	-	-	97,576	-	97,576
2200191	OAS C0435 AP	PROCUREMENT AND CONTRACT ASSIS	19	PF	1	1.00	24	10	5256	SAL	-	-	126,144	-	126,144
										OPE	-	-	72,459	-	72,459
2200193	UA C1545 AP	WCB LEGAL STAFF	32	PF	1	1.00	24	10	9752	SAL	-	-	234,048	-	234,048
										OPE	-	-	100,481	-	100,481
2200230	MENN Z7521 AF	WORKERS COMPENSATION BOARD ME	38	PF	1	1.00	24	9	13661	SAL	-	-	327,864	-	327,864
										OPE	-	-	122,497	-	122,497
2200231	MENN Z7521 AF	WORKERS COMPENSATION BOARD ME	38	PF	1	1.00	24	9	13661	SAL	-	-	327,864	-	327,864
										OPE	-	-	122,497	-	122,497
2200235	UA C1545 AP	WCB LEGAL STAFF	32	PF	1	1.00	24	10	9752	SAL	-	-	234,048	-	234,048
										OPE	-	-	100,481	-	100,481
2200236	OAS C1524 AP	PARALEGAL	26	PF	1	1.00	24	10	7327	SAL	-	-	175,848	-	175,848
										OPE	-	-	85,366	-	85,366
2200352	OAS C0107 AP	ADMINISTRATIVE SPECIALIST 1	17	PF	1	1.00	24	10	4776	SAL	-	-	114,624	-	114,624
										OPE	-	-	69,467	-	69,467
2200483	UA C1545 AP	WCB LEGAL STAFF	32	PF	1	1.00	24	8	8865	SAL	-	-	212,760	-	212,760
										OPE	-	-	94,953	-	94,953
2200486	UA C1545 AP	WCB LEGAL STAFF	32	PF	1	1.00	24	10	9752	SAL	-	-	234,048	-	234,048
										OPE	-	-	100,481	-	100,481
2200487	UA C1545 AP	WCB LEGAL STAFF	32	PF	1	1.00	24	10	9752	SAL	-	-	234,048	-	234,048
										OPE	-	-	100,481	-	100,481
2200494	OAS C0104 AP	OFFICE SPECIALIST 2	15	PF	1	1.00	24	4	3335	SAL	-	-	80,040	-	80,040
										OPE	-	-	60,485	-	60,485
2200500	OAS C0104 AP	OFFICE SPECIALIST 2	15	PF	1	1.00	24	7	3790	SAL	-	-	90,960	-	90,960
										OPE	-	-	63,321	-	63,321
2200515	OAS C1524 AP	PARALEGAL	26	PF	1	1.00	24	6	6051	SAL	-	-	145,224	-	145,224
										OPE	-	-	77,414	-	77,414
2200520	OAS C2511 AP	ELECTRONIC PUBLISHING DESIGN SPE	22	PF	1	1.00	24	10	6051	SAL	-	-	145,224	-	145,224

Position Number	Classification	Classification Name	Sal Rng	Pos Type	Pos Cnt	FTE	Mos	Step	Rate	SAL/ OPE	Salary/OPE GF	LF	OF	FF	AF
										OPE	-	-	77,414	-	77,414
2200523	OAS C0104 AP	OFFICE SPECIALIST 2	15	PF	1	1.00	24	10	4356	SAL	-	-	104,544	-	104,544
										OPE	-	-	66,849	-	66,849
Total Salary											-	-	16,278,360	-	16,278,360
Total OPE											-	-	7,329,372	-	7,329,372
Total Personal Services					**79**	**79.00**					**-**	**-**	**23,607,732**	**-**	**23,607,732**

Position Number	Classification	Classification Name	Sal Rng	Pos Type	Pos Cnt	FTE	Mos	Step	Rate	SAL/ OPE	Salary/OPE				
											GF	LF	OF	FF	AF
3000002	OAS C0864 AP	PUBLIC AFFAIRS SPECIALIST 1	25	PF	1	1.00	24	3	5019	SAL	-	-	120,456	-	120,456
										OPE	-	-	70,982	-	70,982
3000003	OAS C5248 AP	COMPLIANCE SPECIALIST 3	29	PF	1	1.00	24	10	8450	SAL	-	-	202,800	-	202,800
										OPE	-	-	92,366	-	92,366
3000004	OAS C0107 AP	ADMINISTRATIVE SPECIALIST 1	17	PF	1	1.00	24	10	4776	SAL	-	-	114,624	-	114,624
										OPE	-	-	69,467	-	69,467
3000005	OAS C0107 AP	ADMINISTRATIVE SPECIALIST 1	17	PF	1	1.00	24	8	4356	SAL	-	-	104,544	-	104,544
										OPE	-	-	66,849	-	66,849
3000007	OAS C0104 AP	OFFICE SPECIALIST 2	15	PF	1	1.00	24	5	3483	SAL	-	-	83,592	-	83,592
										OPE	-	-	61,408	-	61,408
3000009	OAS C5246 AP	COMPLIANCE SPECIALIST 1	21	PF	1	1.00	24	10	5771	SAL	-	-	138,504	-	138,504
										OPE	-	-	75,669	-	75,669
3000010	OAS C0872 AP	OPERATIONS & POLICY ANALYST 3	30	PF	1	1.00	24	10	8870	SAL	-	-	212,880	-	212,880
										OPE	-	-	94,984	-	94,984
3000011	MESN Z7144 AF	COMPLIANCE AND REGULATORY MANA	33X	PF	1	1.00	24	10	10720	SAL	-	-	257,280	-	257,280
										OPE	-	-	106,515	-	106,515
3000014	OAS C0855 AP	PROJECT MANAGER 2	30	PF	1	1.00	24	4	6664	SAL	-	-	159,936	-	159,936
										OPE	-	-	81,235	-	81,235
3000015	OAS C0872 AP	OPERATIONS & POLICY ANALYST 3	30	PF	1	1.00	24	4	6664	SAL	-	-	159,936	-	159,936
										OPE	-	-	81,235	-	81,235
3000016	OAS C0872 AP	OPERATIONS & POLICY ANALYST 3	30	PF	1	1.00	24	10	8870	SAL	-	-	212,880	-	212,880
										OPE	-	-	94,984	-	94,984
3000017	OAS C5248 AP	COMPLIANCE SPECIALIST 3	29	PF	1	1.00	24	10	8450	SAL	-	-	202,800	-	202,800
										OPE	-	-	92,366	-	92,366
3000018	OAS C0104 AP	OFFICE SPECIALIST 2	15	PF	1	1.00	24	3	3215	SAL	-	-	77,160	-	77,160
										OPE	-	-	59,738	-	59,738
3000020	OAS C5247 AP	COMPLIANCE SPECIALIST 2	25	PF	1	1.00	24	10	6982	SAL	-	-	167,568	-	167,568
										OPE	-	-	83,216	-	83,216
3000021	OAS C0103 AP	OFFICE SPECIALIST 1	13	PF	1	1.00	24	7	3483	SAL	-	-	83,592	-	83,592
										OPE	-	-	61,408	-	61,408
3000023	OAS C0104 AP	OFFICE SPECIALIST 2	15	PF	1	1.00	24	10	4356	SAL	-	-	104,544	-	104,544

Position Number	Classification	Classification Name	Sal Rng	Pos Type	Pos Cnt	FTE	Mos	Step	Rate	SAL/ OPE	Salary/OPE GF	LF	OF	FF	AF
										OPE	-	-	66,849	-	66,849
3000024	OAS C0104 AP	OFFICE SPECIALIST 2	15	PF	1	1.00	24	10	4356	SAL	-	-	104,544	-	104,544
										OPE	-	-	66,849	-	66,849
3000026	OAS C5247 AP	COMPLIANCE SPECIALIST 2	25	PF	1	1.00	24	3	5019	SAL	-	-	120,456	-	120,456
										OPE	-	-	70,982	-	70,982
3000027	OAS C0872 AP	OPERATIONS & POLICY ANALYST 3	30	PF	1	1.00	24	6	7327	SAL	-	-	175,848	-	175,848
										OPE	-	-	85,366	-	85,366
3000028	OAS C5246 AP	COMPLIANCE SPECIALIST 1	21	PF	1	1.00	24	10	5771	SAL	-	-	138,504	-	138,504
										OPE	-	-	75,669	-	75,669
3000029	OAS C0108 AP	ADMINISTRATIVE SPECIALIST 2	20	PF	1	1.00	24	10	5503	SAL	-	-	132,072	-	132,072
										OPE	-	-	73,998	-	73,998
3000030	MMN X0873 AP	OPERATIONS & POLICY ANALYST 4	32	PF	1	1.00	24	9	10203	SAL	-	-	244,872	-	244,872
										OPE	-	-	103,292	-	103,292
3000032	OAS C0104 AP	OFFICE SPECIALIST 2	15	PF	1	1.00	24	8	3964	SAL	-	-	95,136	-	95,136
										OPE	-	-	64,406	-	64,406
3000033	MMS X7444 AP	Management Analysis Manager 2		PF	1	1.00	24	7	9264	SAL	-	-	222,336	-	222,336
										OPE	-	-	97,440	-	97,440
3000049	OAS C5247 AP	COMPLIANCE SPECIALIST 2	25	PF	1	1.00	24	10	6982	SAL	-	-	167,568	-	167,568
										OPE	-	-	83,216	-	83,216
3000050	OAS C1483 IP	INFORMATION SYSTEMS SPECIALIST 3	24	PF	1	1.00	24	3	4814	SAL	-	-	115,536	-	115,536
										OPE	-	-	69,704	-	69,704
3000055	OAS C0108 AP	ADMINISTRATIVE SPECIALIST 2	20	PF	1	1.00	24	10	5503	SAL	-	-	132,072	-	132,072
										OPE	-	-	73,998	-	73,998
3000058	OAS C0872 AP	OPERATIONS & POLICY ANALYST 3	30	PF	1	1.00	24	3	6350	SAL	-	-	152,400	-	152,400
										OPE	-	-	79,278	-	79,278
3000063	OAS C5247 AP	COMPLIANCE SPECIALIST 2	25	PF	1	1.00	24	5	5503	SAL	-	-	132,072	-	132,072
										OPE	-	-	73,998	-	73,998
3000070	OAS C5247 AP	COMPLIANCE SPECIALIST 2	25	PF	1	1.00	24	7	6051	SAL	-	-	145,224	-	145,224
										OPE	-	-	77,414	-	77,414
3000072	OAS C5246 AP	COMPLIANCE SPECIALIST 1	21	PF	1	1.00	24	9	5503	SAL	-	-	132,072	-	132,072
										OPE	-	-	73,998	-	73,998

Position Number	Classification	Classification Name	Sal Rng	Pos Type	Pos Cnt	FTE	Mos	Step	Rate	SAL/ OPE	Salary/OPE				
											GF	LF	OF	FF	AF
3000074	OAS C0104 AP	OFFICE SPECIALIST 2	15	PF	1	1.00	24	10	4356	SAL	-	-	104,544	-	104,544
										OPE	-	-	66,849	-	66,849
3000075	OAS C0871 AP	OPERATIONS & POLICY ANALYST 2	27	PF	1	1.00	24	10	7678	SAL	-	-	184,272	-	184,272
										OPE	-	-	87,555	-	87,555
3000076	MESN Z7144 AF	COMPLIANCE AND REGULATORY MANA	33X	PF	1	1.00	24	8	9718	SAL	-	-	233,232	-	233,232
										OPE	-	-	100,269	-	100,269
3000077	OAS C5247 AP	COMPLIANCE SPECIALIST 2	25	PF	1	1.00	24	10	6982	SAL	-	-	167,568	-	167,568
										OPE	-	-	83,216	-	83,216
3000078	OAS C0872 AP	OPERATIONS & POLICY ANALYST 3	30	PF	1	1.00	24	10	8870	SAL	-	-	212,880	-	212,880
										OPE	-	-	94,984	-	94,984
3000079	MMS X7145 AP	COMPLIANCE AND REGULATORY MANA	31X	PF	1	1.00	24	5	7630	SAL	-	-	183,120	-	183,120
										OPE	-	-	87,255	-	87,255
3000101	OAS C5247 AP	COMPLIANCE SPECIALIST 2	25	PF	1	1.00	24	10	6982	SAL	-	-	167,568	-	167,568
										OPE	-	-	83,216	-	83,216
3000107	MMN X0873 AP	OPERATIONS & POLICY ANALYST 4	32	PF	1	1.00	24	6	8831	SAL	-	-	211,944	-	211,944
										OPE	-	-	94,741	-	94,741
3000108	OAS C0872 AP	OPERATIONS & POLICY ANALYST 3	30	PF	1	1.00	24	10	8870	SAL	-	-	212,880	-	212,880
										OPE	-	-	94,984	-	94,984
3000109	OAS C0104 AP	OFFICE SPECIALIST 2	15	PF	1	1.00	24	3	3215	SAL	-	-	77,160	-	77,160
										OPE	-	-	59,738	-	59,738
3000110	OAS C0104 AP	OFFICE SPECIALIST 2	15	PF	1	1.00	24	8	3964	SAL	-	-	95,136	-	95,136
										OPE	-	-	64,406	-	64,406
3000111	OAS C0104 AP	OFFICE SPECIALIST 2	15	PF	1	1.00	24	9	4155	SAL	-	-	99,720	-	99,720
										OPE	-	-	65,597	-	65,597
3000155	OAS C5247 AP	COMPLIANCE SPECIALIST 2	25	PF	1	1.00	24	7	6051	SAL	-	-	145,224	-	145,224
										OPE	-	-	77,414	-	77,414
3000164	OAS C0324 AP	PUBLIC SERVICE REPRESENTATIVE 4	20	PF	1	1.00	24	3	3964	SAL	-	-	95,136	-	95,136
										OPE	-	-	64,406	-	64,406
3000177	OAS C5247 AP	COMPLIANCE SPECIALIST 2	25	PF	1	1.00	24	10	6982	SAL	-	-	167,568	-	167,568
										OPE	-	-	83,216	-	83,216
3000184	OAS C5247 AP	COMPLIANCE SPECIALIST 2	25	PF	1	1.00	24	10	6982	SAL	-	-	167,568	-	167,568

Position Number	Classification	Classification Name	Sal Rng	Pos Type	Pos Cnt	FTE	Mos	Step	Rate	SAL/ OPE	Salary/OPE GF	LF	OF	FF	AF
										OPE	-	-	83,216	-	83,216
3000201	OAS C5247 AP	COMPLIANCE SPECIALIST 2	25	PF	1	1.00	24	10	6982	SAL	-	-	167,568	-	167,568
										OPE	-	-	83,216	-	83,216
3000208	OAS C0104 AP	OFFICE SPECIALIST 2	15	PF	1	1.00	24	7	3790	SAL	-	-	90,960	-	90,960
										OPE	-	-	63,321	-	63,321
3000223	OAS C0104 AP	OFFICE SPECIALIST 2	15	PF	1	1.00	24	10	4356	SAL	-	-	104,544	-	104,544
										OPE	-	-	66,849	-	66,849
3000224	OAS C5247 AP	COMPLIANCE SPECIALIST 2	25	PF	1	1.00	24	10	6982	SAL	-	-	167,568	-	167,568
										OPE	-	-	83,216	-	83,216
3000230	OAS C0860 AP	PROGRAM ANALYST 1	23	PF	1	1.00	24	10	6350	SAL	-	-	152,400	-	152,400
										OPE	-	-	79,278	-	79,278
3000237	OAS C5248 AP	COMPLIANCE SPECIALIST 3	29	PF	1	1.00	24	10	8450	SAL	-	-	202,800	-	202,800
										OPE	-	-	92,366	-	92,366
3000239	OAS C5247 AP	COMPLIANCE SPECIALIST 2	25	PF	1	1.00	24	3	5019	SAL	-	-	120,456	-	120,456
										OPE	-	-	70,982	-	70,982
3000240	OAS C5247 AP	COMPLIANCE SPECIALIST 2	25	PF	1	1.00	24	10	6982	SAL	-	-	167,568	-	167,568
										OPE	-	-	83,216	-	83,216
3000250	OAS C5247 AP	COMPLIANCE SPECIALIST 2	25	PF	1	1.00	24	10	6982	SAL	-	-	167,568	-	167,568
										OPE	-	-	83,216	-	83,216
3000251	OAS C5247 AP	COMPLIANCE SPECIALIST 2	25	PF	1	1.00	24	3	5019	SAL	-	-	120,456	-	120,456
										OPE	-	-	70,982	-	70,982
3000259	OAS C5247 AP	COMPLIANCE SPECIALIST 2	25	PF	1	1.00	24	10	6982	SAL	-	-	167,568	-	167,568
										OPE	-	-	83,216	-	83,216
3000269	OAS C5247 AP	COMPLIANCE SPECIALIST 2	25	PF	1	1.00	24	8	6350	SAL	-	-	152,400	-	152,400
										OPE	-	-	79,278	-	79,278
3000305	OAS C5247 AP	COMPLIANCE SPECIALIST 2	25	PF	1	1.00	24	8	6350	SAL	-	-	152,400	-	152,400
										OPE	-	-	79,278	-	79,278
3000321	OAS C0872 AP	OPERATIONS & POLICY ANALYST 3	30	PF	1	1.00	24	10	8870	SAL	-	-	212,880	-	212,880
										OPE	-	-	94,984	-	94,984
3000404	OAS C5246 AP	COMPLIANCE SPECIALIST 1	21	PF	1	1.00	24	7	5019	SAL	-	-	120,456	-	120,456
										OPE	-	-	70,982	-	70,982

Position Number	Classification	Classification Name	Sal Rng	Pos Type	Pos Cnt	FTE	Mos	Step	Rate	SAL/ OPE	Salary/OPE GF	LF	OF	FF	AF
3000405	OAS C5246 AP	COMPLIANCE SPECIALIST 1	21	PF	1	1.00	24	10	5771	SAL	-	-	138,504	-	138,504
										OPE	-	-	75,669	-	75,669
3000406	MMS X7145 AP	COMPLIANCE AND REGULATORY MANA	31X	PF	1	1.00	24	8	8831	SAL	-	-	211,944	-	211,944
										OPE	-	-	94,741	-	94,741
3000411	OAS C0102 AP	OFFICE ASSISTANT 2	10	PF	1	1.00	24	10	3483	SAL	-	-	83,592	-	83,592
										OPE	-	-	61,408	-	61,408
3000530	OAS C5247 AP	COMPLIANCE SPECIALIST 2	25	PF	1	1.00	24	8	6350	SAL	-	-	152,400	-	152,400
										OPE	-	-	79,278	-	79,278
3000531	OAS C5247 AP	COMPLIANCE SPECIALIST 2	25	PF	1	1.00	24	9	6664	SAL	-	-	159,936	-	159,936
										OPE	-	-	81,235	-	81,235
3000532	OAS C5247 AP	COMPLIANCE SPECIALIST 2	25	PF	1	1.00	24	5	5503	SAL	-	-	132,072	-	132,072
										OPE	-	-	73,998	-	73,998
3000560	MMS X7145 AP	COMPLIANCE AND REGULATORY MANA	31X	PF	1	1.00	24	10	9718	SAL	-	-	233,232	-	233,232
										OPE	-	-	100,269	-	100,269
3000562	OAS C5247 AP	COMPLIANCE SPECIALIST 2	25	PF	1	1.00	24	10	6982	SAL	-	-	167,568	-	167,568
										OPE	-	-	83,216	-	83,216
3000563	OAS C5248 AP	COMPLIANCE SPECIALIST 3	29	PF	1	1.00	24	10	8450	SAL	-	-	202,800	-	202,800
										OPE	-	-	92,366	-	92,366
3000575	OAS C0108 AP	ADMINISTRATIVE SPECIALIST 2	20	PF	1	1.00	24	5	4356	SAL	-	-	104,544	-	104,544
										OPE	-	-	66,849	-	66,849
3000592	OAS C5246 AP	COMPLIANCE SPECIALIST 1	21	PF	1	1.00	24	3	4155	SAL	-	-	99,720	-	99,720
										OPE	-	-	65,597	-	65,597
3000615	OAS C5248 AP	COMPLIANCE SPECIALIST 3	29	PF	1	1.00	24	10	8450	SAL	-	-	202,800	-	202,800
										OPE	-	-	92,366	-	92,366
3000617	OAS C5247 AP	COMPLIANCE SPECIALIST 2	25	PF	1	1.00	24	10	6982	SAL	-	-	167,568	-	167,568
										OPE	-	-	83,216	-	83,216
3000703	OAS C5247 AP	COMPLIANCE SPECIALIST 2	25	PF	1	1.00	24	10	6982	SAL	-	-	167,568	-	167,568
										OPE	-	-	83,216	-	83,216
3000704	OAS C5247 AP	COMPLIANCE SPECIALIST 2	25	PF	1	1.00	24	10	6982	SAL	-	-	167,568	-	167,568
										OPE	-	-	83,216	-	83,216
3000705	OAS C0324 AP	PUBLIC SERVICE REPRESENTATIVE 4	20	PF	1	1.00	24	7	4776	SAL	-	-	114,624	-	114,624

Position Number	Classification	Classification Name	Sal Rng	Pos Type	Pos Cnt	FTE	Mos	Step	Rate	SAL/ OPE	Salary/OPE GF	LF	OF	FF	AF
										OPE	-	-	69,467	-	69,467
3000715	MMS X7146 AP	COMPLIANCE AND REGULATORY SUPEI	28X	PF	1	1.00	24	10	8408	SAL	-	-	201,792	-	201,792
										OPE	-	-	92,104	-	92,104
3000716	OAS C5246 AP	COMPLIANCE SPECIALIST 1	21	PF	1	1.00	24	7	5019	SAL	-	-	120,456	-	120,456
										OPE	-	-	70,982	-	70,982
3000720	OAS C0104 AP	OFFICE SPECIALIST 2	15	PF	1	1.00	24	6	3629	SAL	-	-	87,096	-	87,096
										OPE	-	-	62,318	-	62,318
3000721	OAS C0107 AP	ADMINISTRATIVE SPECIALIST 1	17	PF	1	1.00	24	7	4155	SAL	-	-	99,720	-	99,720
										OPE	-	-	65,597	-	65,597
3000725	OAS C5247 AP	COMPLIANCE SPECIALIST 2	25	PF	1	1.00	24	4	5256	SAL	-	-	126,144	-	126,144
										OPE	-	-	72,459	-	72,459
3000726	OAS C5247 AP	COMPLIANCE SPECIALIST 2	25	PF	1	1.00	24	10	6982	SAL	-	-	167,568	-	167,568
										OPE	-	-	83,216	-	83,216
3000727	OAS C0324 AP	PUBLIC SERVICE REPRESENTATIVE 4	20	PF	1	1.00	24	10	5503	SAL	-	-	132,072	-	132,072
										OPE	-	-	73,998	-	73,998
3000767	OAS C0104 AP	OFFICE SPECIALIST 2	15	PF	1	1.00	24	10	4356	SAL	-	-	104,544	-	104,544
										OPE	-	-	66,849	-	66,849
3000769	OAS C0324 AP	PUBLIC SERVICE REPRESENTATIVE 4	20	PF	1	1.00	24	3	3964	SAL	-	-	95,136	-	95,136
										OPE	-	-	64,406	-	64,406
3000851	OAS C5247 AP	COMPLIANCE SPECIALIST 2	25	PF	1	1.00	24	3	5019	SAL	-	-	120,456	-	120,456
										OPE	-	-	70,982	-	70,982
3200232	MENN Z0119 AF	EXECUTIVE SUPPORT SPECIALIST 2	20	PF	1	1.00	24	6	4941	SAL	-	-	118,584	-	118,584
										OPE	-	-	70,495	-	70,495
3200295	OAS C0104 AP	OFFICE SPECIALIST 2	15	PF	1	1.00	24	7	3790	SAL	-	-	90,960	-	90,960
										OPE	-	-	63,321	-	63,321
3200569	OAS C0435 AP	PROCUREMENT AND CONTRACT ASSIS	19	PF	1	1.00	24	10	5256	SAL	-	-	126,144	-	126,144
										OPE	-	-	72,459	-	72,459
3200622	OAS C0104 AP	OFFICE SPECIALIST 2	15	PF	1	1.00	24	5	3483	SAL	-	-	83,592	-	83,592
										OPE	-	-	61,408	-	61,408
3200717	OAS C0107 AP	ADMINISTRATIVE SPECIALIST 1	17	PF	1	1.00	24	8	4356	SAL	-	-	104,544	-	104,544
										OPE	-	-	66,849	-	66,849

Position Number	Classification	Classification Name	Sal Rng	Pos Type	Pos Cnt	FTE	Mos	Step	Rate	SAL/ OPE	Salary/OPE				
											GF	LF	OF	FF	AF
3900007	OAS C0871 AP	OPERATIONS & POLICY ANALYST 2	27	PF	1	1.00	24	10	7678	SAL	-	-	184,272	-	184,272
										OPE	-	-	87,555	-	87,555
3900008	OAS C0872 AP	OPERATIONS & POLICY ANALYST 3	30	PF	1	1.00	24	10	8870	SAL	-	-	212,880	-	212,880
										OPE	-	-	94,984	-	94,984
4000035	MMS X7145 AP	COMPLIANCE AND REGULATORY MANA	31X	PF	1	1.00	24	10	9718	SAL	-	-	233,232	-	233,232
										OPE	-	-	100,269	-	100,269
4000038	OAS C5248 AP	COMPLIANCE SPECIALIST 3	29	PF	1	1.00	24	10	8450	SAL	-	-	202,800	-	202,800
										OPE	-	-	92,366	-	92,366
4000041	OAS C5248 AP	COMPLIANCE SPECIALIST 3	29	PF	1	1.00	24	9	8057	SAL	-	-	193,368	-	193,368
										OPE	-	-	89,917	-	89,917
4000042	OAS C5248 AP	COMPLIANCE SPECIALIST 3	29	PF	1	1.00	24	10	8450	SAL	-	-	202,800	-	202,800
										OPE	-	-	92,366	-	92,366
4000071	OAS C0104 AP	OFFICE SPECIALIST 2	15	PF	1	1.00	24	10	4356	SAL	-	-	104,544	-	104,544
										OPE	-	-	66,849	-	66,849
4000178	OAS C5248 AP	COMPLIANCE SPECIALIST 3	29	PF	1	1.00	24	10	8450	SAL	-	-	202,800	-	202,800
										OPE	-	-	92,366	-	92,366
4000179	OAS C5248 AP	COMPLIANCE SPECIALIST 3	29	PF	1	1.00	24	10	8450	SAL	-	-	202,800	-	202,800
										OPE	-	-	92,366	-	92,366
4000180	OAS C5248 AP	COMPLIANCE SPECIALIST 3	29	PF	1	1.00	24	9	8057	SAL	-	-	193,368	-	193,368
										OPE	-	-	89,917	-	89,917
4000181	OAS C5248 AP	COMPLIANCE SPECIALIST 3	29	PF	1	1.00	24	10	8450	SAL	-	-	202,800	-	202,800
										OPE	-	-	92,366	-	92,366
4000182	OAS C0104 AP	OFFICE SPECIALIST 2	15	PF	1	1.00	24	10	4356	SAL	-	-	104,544	-	104,544
										OPE	-	-	66,849	-	66,849
4000202	MESN Z7144 AF	COMPLIANCE AND REGULATORY MANA	33X	PF	1	1.00	24	9	10203	SAL	-	-	244,872	-	244,872
										OPE	-	-	103,292	-	103,292
4000555	OAS C5247 AP	COMPLIANCE SPECIALIST 2	25	PF	1	1.00	24	7	6051	SAL	-	-	145,224	-	145,224
										OPE	-	-	77,414	-	77,414
4000598	OAS C5248 AP	COMPLIANCE SPECIALIST 3	29	PF	1	1.00	24	6	6982	SAL	-	-	167,568	-	167,568
										OPE	-	-	83,216	-	83,216
4000761	OAS C5248 AP	COMPLIANCE SPECIALIST 3	29	PF	1	1.00	24	7	7327	SAL	-	-	175,848	-	175,848

Position Number	Classification	Classification Name	Sal Rng	Pos Type	Pos Cnt	FTE	Mos	Step	Rate	SAL/ OPE	Salary/OPE GF	LF	OF	FF	AF
										OPE	-	-	85,366	-	85,366
4200206	OAS C5248 AP	COMPLIANCE SPECIALIST 3	29	PF	1	1.00	24	10	8450	SAL	-	-	202,800	-	202,800
										OPE	-	-	92,366	-	92,366
4200208	OAS C5248 AP	COMPLIANCE SPECIALIST 3	29	PF	1	1.00	24	9	8057	SAL	-	-	193,368	-	193,368
										OPE	-	-	89,917	-	89,917
4200210	OAS C0104 AP	OFFICE SPECIALIST 2	15	PF	1	1.00	24	10	4356	SAL	-	-	104,544	-	104,544
										OPE	-	-	66,849	-	66,849
4200211	OAS C5247 AP	COMPLIANCE SPECIALIST 2	25	PF	1	1.00	24	4	5256	SAL	-	-	126,144	-	126,144
										OPE	-	-	72,459	-	72,459
4200212	OAS C0324 AP	PUBLIC SERVICE REPRESENTATIVE 4	20	PF	1	1.00	24	8	5019	SAL	-	-	120,456	-	120,456
										OPE	-	-	70,982	-	70,982
5000090	OAS C0107 AP	ADMINISTRATIVE SPECIALIST 1	17	PF	1	1.00	24	8	4356	SAL	-	-	104,544	-	104,544
										OPE	-	-	66,849	-	66,849
6000025	OAS C5246 AP	COMPLIANCE SPECIALIST 1	21	PF	1	1.00	24	10	5771	SAL	-	-	138,504	-	138,504
										OPE	-	-	75,669	-	75,669
6000028	OAS C5247 AP	COMPLIANCE SPECIALIST 2	25	PF	1	1.00	24	3	5019	SAL	-	-	120,456	-	120,456
										OPE	-	-	70,982	-	70,982
6000029	OAS C0104 AP	OFFICE SPECIALIST 2	15	PF	1	1.00	24	8	3964	SAL	-	-	95,136	-	95,136
										OPE	-	-	64,406	-	64,406
6000033	OAS C0324 AP	PUBLIC SERVICE REPRESENTATIVE 4	20	PF	1	1.00	24	7	4776	SAL	-	-	114,624	-	114,624
										OPE	-	-	69,467	-	69,467
6000034	MMS X7145 AP	COMPLIANCE AND REGULATORY MANA	31X	PF	1	1.00	24	10	9718	SAL	-	-	233,232	-	233,232
										OPE	-	-	100,269	-	100,269
6000205	OAS C1339 AP	TRAINING & DEVELOPMENT SPECIALIS	27	PF	1	1.00	24	10	7678	SAL	-	-	184,272	-	184,272
										OPE	-	-	87,555	-	87,555
6000290	OAS C0118 AP	EXECUTIVE SUPPORT SPECIALIST 1	17	PF	1	1.00	24	10	4776	SAL	-	-	114,624	-	114,624
										OPE	-	-	69,467	-	69,467
6000306	OAS C0104 AP	OFFICE SPECIALIST 2	15	PF	1	1.00	24	10	4356	SAL	-	-	104,544	-	104,544
										OPE	-	-	66,849	-	66,849
6000318	OAS C0104 AP	OFFICE SPECIALIST 2	15	PF	1	1.00	24	7	3790	SAL	-	-	90,960	-	90,960
										OPE	-	-	63,321	-	63,321

Position Number	Classification	Classification Name	Sal Rng	Pos Type	Pos Cnt	FTE	Mos	Step	Rate	SAL/ OPE	Salary/OPE				
											GF	LF	OF	FF	AF
6000357	OAS C5247 AP	COMPLIANCE SPECIALIST 2	25	PF	1	1.00	24	10	6982	SAL	-	-	167,568	-	167,568
										OPE	-	-	83,216	-	83,216
6000368	OAS C5247 AP	COMPLIANCE SPECIALIST 2	25	PF	1	1.00	24	10	6982	SAL	-	-	167,568	-	167,568
										OPE	-	-	83,216	-	83,216
6000372	OAS C5247 AP	COMPLIANCE SPECIALIST 2	25	PF	1	1.00	24	10	6982	SAL	-	-	167,568	-	167,568
										OPE	-	-	83,216	-	83,216
6200226	OAS C5248 AP	COMPLIANCE SPECIALIST 3	29	PF	1	1.00	24	10	8450	SAL	-	-	202,800	-	202,800
										OPE	-	-	92,366	-	92,366
7000507	OAS C2512 AP	ELECTRONIC PUBLISHING DESIGN SPE	24	PF	1	1.00	24	10	6664	SAL	-	-	159,936	-	159,936
										OPE	-	-	81,235	-	81,235
7000809	OAS C2511 AP	ELECTRONIC PUBLISHING DESIGN SPE	22	PF	1	1.00	24	10	6051	SAL	-	-	145,224	-	145,224
										OPE	-	-	77,414	-	77,414
8000020	MESN Z7081 AF	BUSINESS OPERATIONS ADMINISTRAT(	40X	PF	1	1.00	24	10	15046	SAL	-	-	361,104	-	361,104
										OPE	-	-	128,936	-	128,936
8000470	MESN Z7143 AF	COMPLIANCE AND REGULATORY MANA	35X	PF	1	1.00	24	7	10203	SAL	-	-	244,872	-	244,872
										OPE	-	-	103,292	-	103,292
8000503	OAS C0872 AP	OPERATIONS & POLICY ANALYST 3	30	PF	1	1.00	24	4	6664	SAL	-	-	159,936	-	159,936
										OPE	-	-	81,235	-	81,235
8000558	MMS X7145 AP	COMPLIANCE AND REGULATORY MANA	31X	PF	1	1.00	24	10	9718	SAL	-	-	233,232	-	233,232
										OPE	-	-	100,269	-	100,269
8100531	OAS C5246 AP	COMPLIANCE SPECIALIST 1	21	PF	1	1.00	24	10	5771	SAL	-	-	138,504	-	138,504
										OPE	-	-	75,669	-	75,669
8100539	OAS C0108 AP	ADMINISTRATIVE SPECIALIST 2	20	PF	1	1.00	24	10	5503	SAL	-	-	132,072	-	132,072
										OPE	-	-	73,998	-	73,998
8200323	MMS X7145 AP	COMPLIANCE AND REGULATORY MANA	31X	PF	1	1.00	24	10	9718	SAL	-	-	233,232	-	233,232
										OPE	-	-	100,269	-	100,269
8200324	OAS C5248 AP	COMPLIANCE SPECIALIST 3	29	PF	1	1.00	24	10	8450	SAL	-	-	202,800	-	202,800
										OPE	-	-	92,366	-	92,366
8200509	OAS C0872 AP	OPERATIONS & POLICY ANALYST 3	30	PF	1	1.00	24	10	8870	SAL	-	-	212,880	-	212,880
										OPE	-	-	94,984	-	94,984
8200510	OAS C5248 AP	COMPLIANCE SPECIALIST 3	29	PF	1	1.00	24	10	8450	SAL	-	-	202,800	-	202,800

Position Number	Classification	Classification Name	Sal Rng	Pos Type	Pos Cnt	FTE	Mos	Step	Rate	SAL/ OPE	Salary/OPE GF	LF	OF	FF	AF
										OPE	-	-	92,366	-	92,366
8200516	OAS C5248 AP	COMPLIANCE SPECIALIST 3	29	PF	1	1.00	24	4	6350	SAL	-	-	152,400	-	152,400
										OPE	-	-	79,278	-	79,278
8200651	OAS C5248 AP	COMPLIANCE SPECIALIST 3	29	PF	1	1.00	24	10	8450	SAL	-	-	202,800	-	202,800
										OPE	-	-	92,366	-	92,366
8300229	OAS C1524 AP	PARALEGAL	26	PF	1	1.00	24	10	7327	SAL	-	-	175,848	-	175,848
										OPE	-	-	85,366	-	85,366
8300572	OAS C0104 AP	OFFICE SPECIALIST 2	15	PF	1	1.00	24	5	3483	SAL	-	-	83,592	-	83,592
										OPE	-	-	61,408	-	61,408
8300573	OAS C5247 AP	COMPLIANCE SPECIALIST 2	25	PF	1	1.00	24	8	6350	SAL	-	-	152,400	-	152,400
										OPE	-	-	79,278	-	79,278
8300617	OAS C5247 AP	COMPLIANCE SPECIALIST 2	25	PF	1	1.00	24	10	6982	SAL	-	-	167,568	-	167,568
										OPE	-	-	83,216	-	83,216
8300645	OAS C5247 AP	COMPLIANCE SPECIALIST 2	25	PF	1	1.00	24	8	6350	SAL	-	-	152,400	-	152,400
										OPE	-	-	79,278	-	79,278
8300682	OAS C5247 AP	COMPLIANCE SPECIALIST 2	25	PF	1	1.00	24	10	6982	SAL	-	-	167,568	-	167,568
										OPE	-	-	83,216	-	83,216
8400561	OAS C1483 IP	INFORMATION SYSTEMS SPECIALIST 3	24	PF	1	1.00	24	3	4814	SAL	-	-	115,536	-	115,536
										OPE	-	-	69,704	-	69,704
8400583	OAS C0323 AP	PUBLIC SERVICE REPRESENTATIVE 3	15	PF	1	1.00	24	9	4155	SAL	-	-	99,720	-	99,720
										OPE	-	-	65,597	-	65,597
8400658	MMS X7146 AP	COMPLIANCE AND REGULATORY SUPEI	28X	PF	1	1.00	24	10	8408	SAL	-	-	201,792	-	201,792
										OPE	-	-	92,104	-	92,104
8400671	OAS C1483 IP	INFORMATION SYSTEMS SPECIALIST 3	24	PF	1	1.00	24	10	6628	SAL	-	-	159,072	-	159,072
										OPE	-	-	81,010	-	81,010
9000043	OAS C0861 AP	PROGRAM ANALYST 2	27	PF	1	1.00	24	10	7678	SAL	-	-	184,272	-	184,272
										OPE	-	-	87,555	-	87,555
9000044	OAS C5247 AP	COMPLIANCE SPECIALIST 2	25	PF	1	1.00	24	10	6982	SAL	-	-	167,568	-	167,568
										OPE	-	-	83,216	-	83,216
9000045	OAS C0861 AP	PROGRAM ANALYST 2	27	PF	1	1.00	24	10	7678	SAL	-	-	184,272	-	184,272
										OPE	-	-	87,555	-	87,555

Position Number	Classification	Classification Name	Sal Rng	Pos Type	Pos Cnt	FTE	Mos	Step	Rate	SAL/ OPE	Salary/OPE				
											GF	LF	OF	FF	AF
9000046	OAS C0118 AP	EXECUTIVE SUPPORT SPECIALIST 1	17	PF	1	1.00	24	10	4776	SAL	-	-	114,624	-	114,624
										OPE	-	-	69,467	-	69,467
9000180	OAS C0104 AP	OFFICE SPECIALIST 2	15	PF	1	1.00	24	8	3964	SAL	-	-	95,136	-	95,136
										OPE	-	-	64,406	-	64,406
9000211	OAS C0861 AP	PROGRAM ANALYST 2	27	PF	1	1.00	24	10	7678	SAL	-	-	184,272	-	184,272
										OPE	-	-	87,555	-	87,555
9000227	OAS C5248 AP	COMPLIANCE SPECIALIST 3	29	PF	1	1.00	24	10	8450	SAL	-	-	202,800	-	202,800
										OPE	-	-	92,366	-	92,366
9000228	OAS C5248 AP	COMPLIANCE SPECIALIST 3	29	PF	1	1.00	24	10	8450	SAL	-	-	202,800	-	202,800
										OPE	-	-	92,366	-	92,366
9000636	OAS C0104 AP	OFFICE SPECIALIST 2	15	PF	1	1.00	24	3	3215	SAL	-	-	77,160	-	77,160
										OPE	-	-	59,738	-	59,738
9000640	OAS C0104 AP	OFFICE SPECIALIST 2	15	PF	1	1.00	24	3	3215	SAL	-	-	77,160	-	77,160
										OPE	-	-	59,738	-	59,738
9000690	OAS C0864 AP	PUBLIC AFFAIRS SPECIALIST 1	25	PF	1	1.00	24	10	6982	SAL	-	-	167,568	-	167,568
										OPE	-	-	83,216	-	83,216
9000708	OAS C0107 AP	ADMINISTRATIVE SPECIALIST 1	17	PF	1	1.00	24	10	4776	SAL	-	-	114,624	-	114,624
										OPE	-	-	69,467	-	69,467
9000731	OAS C0861 AP	PROGRAM ANALYST 2	27	PF	1	1.00	24	8	6982	SAL	-	-	167,568	-	167,568
										OPE	-	-	83,216	-	83,216
9000793	OAS C5248 AP	COMPLIANCE SPECIALIST 3	29	PF	1	1.00	24	10	8450	SAL	-	-	202,800	-	202,800
										OPE	-	-	92,366	-	92,366
9000794	OAS C5248 AP	COMPLIANCE SPECIALIST 3	29	PF	1	1.00	24	9	8057	SAL	-	-	193,368	-	193,368
										OPE	-	-	89,917	-	89,917
9000798	OAS C0104 AP	OFFICE SPECIALIST 2	15	PF	1	1.00	24	3	3215	SAL	-	-	77,160	-	77,160
										OPE	-	-	59,738	-	59,738
9000800	OAS C0861 AP	PROGRAM ANALYST 2	27	PF	1	1.00	24	7	6664	SAL	-	-	159,936	-	159,936
										OPE	-	-	81,235	-	81,235
9000801	OAS C0108 AP	ADMINISTRATIVE SPECIALIST 2	20	PF	1	1.00	24	10	5503	SAL	-	-	132,072	-	132,072
										OPE	-	-	73,998	-	73,998
9000802	OAS C0861 AP	PROGRAM ANALYST 2	27	PF	1	1.00	24	10	7678	SAL	-	-	184,272	-	184,272

Position Number	Classification	Classification Name	Sal Rng	Pos Type	Pos Cnt	FTE	Mos	Step	Rate	SAL/ OPE	Salary/OPE GF	LF	OF	FF	AF
										OPE	-	-	87,555	-	87,555
9000804	OAS C0861 AP	PROGRAM ANALYST 2	27	PF	1	1.00	24	6	6350	SAL	-	-	152,400	-	152,400
										OPE	-	-	79,278	-	79,278
9000819	OAS C5248 AP	COMPLIANCE SPECIALIST 3	29	PF	1	1.00	24	5	6664	SAL	-	-	159,936	-	159,936
										OPE	-	-	81,235	-	81,235
9200645	OAS C0107 AP	ADMINISTRATIVE SPECIALIST 1	17	PF	1	1.00	24	6	3964	SAL	-	-	95,136	-	95,136
										OPE	-	-	64,406	-	64,406
Total Salary											-	-	26,973,792	-	26,973,792
Total OPE											-	-	13,908,193	-	13,908,193
Total Personal Services					**174**	**174.00**					**-**	**-**	**40,881,985**	**-**	**40,881,985**

Position Number	Classification	Classification Name	Sal Rng	Pos Type	Pos Cnt	FTE	Mos	Step	Rate	SAL/ OPE	Salary/OPE GF	LF	OF	FF	AF
1000518	OAS C0860 AP	PROGRAM ANALYST 1	23	PF	1	1.00	24	10	6350	SAL	-	-	152,400	-	152,400
										OPE	-	-	79,278	-	79,278
1000637	OAS C0860 AP	PROGRAM ANALYST 1	23	PF	1	1.00	24	5	5019	SAL	-	-	120,456	-	120,456
										OPE	-	-	70,982	-	70,982
1000638	OAS C0860 AP	PROGRAM ANALYST 1	23	PF	1	1.00	24	4	4776	SAL	-	-	114,624	-	114,624
										OPE	-	-	69,467	-	69,467
1000745	OAS C0861 AP	PROGRAM ANALYST 2	27	PF	1	1.00	24	10	7678	SAL	-	-	184,272	-	184,272
										OPE	-	-	87,555	-	87,555
1000747	MESN Z7084 AF	BUSINESS OPERATIONS MANAGER 2	33X	PF	1	1.00	24	10	10720	SAL	-	-	257,280	-	257,280
										OPE	-	-	106,515	-	106,515
1000748	OAS C0861 AP	PROGRAM ANALYST 2	27	PF	1	1.00	24	10	7678	SAL	-	-	184,272	-	184,272
										OPE	-	-	87,555	-	87,555
Total Salary											-	-	1,013,304	-	1,013,304
Total OPE											-	-	501,352	-	501,352
Total Personal Services					**6**	**6.00**					**-**	**-**	**1,514,656**	**-**	**1,514,656**

Position Number	Classification	Classification Name	Sal Rng	Pos Type	Pos Cnt	FTE	Mos	Step	Rate	SAL/ OPE	Salary/OPE GF	LF	OF	FF	AF
1000047	MENN Z7085 AF	BUSINESS OPERATIONS MANAGER 1	31X	PF	1	1.00	24	10	9718	SAL	-	-	233,232	-	233,232
										OPE	-	-	100,269	-	100,269
1000048	OAS C0861 AP	PROGRAM ANALYST 2	27	PF	1	1.00	24	7	6664	SAL	-	-	159,936	-	159,936
										OPE	-	-	81,235	-	81,235
Total Salary											-	-	393,168	-	393,168
Total OPE											-	-	181,504	-	181,504
Total Personal Services					**2**	**2.00**					**-**	**-**	**574,672**	**-**	**574,672**

Position Number	Classification	Classification Name	Sal Rng	Pos Type	Pos Cnt	FTE	Mos	Step	Rate	SAL/ OPE	Salary/OPE				
											GF	LF	OF	FF	AF
0003095	MMS X7485 AP	Manager 1	31X	PF	1	1.00	24	8	8831	SAL	-	-	211,944	-	211,944
										OPE	-	-	94,741	-	94,741
1000443	MENN Z0119 AF	EXECUTIVE SUPPORT SPECIALIST 2	20	PF	1	1.00	24	9	5700	SAL	-	-	83,448	53,352	136,800
										OPE	-	-	45,888	29,338	75,226
3000576	OAS C0107 AP	ADMINISTRATIVE SPECIALIST 1	17	PF	1	1.00	24	7	4155	SAL	-	-	99,720	-	99,720
										OPE	-	-	65,597	-	65,597
5000000	OAS C0870 AP	OPERATIONS & POLICY ANALYST 1	23	PF	1	1.00	24	3	4555	SAL	-	-	66,685	42,635	109,320
										OPE	-	-	41,534	26,555	68,089
5000001	OAS C0872 AP	OPERATIONS & POLICY ANALYST 3	30	PF	1	0.88	21	3	6350	SAL	-	-	133,350	-	133,350
										OPE	-	-	69,366	-	69,366
5000004	OAS C5711 AP	OCCUPATIONAL SAFETY SPECIALIST 3	29	PF	1	1.00	24	4	6350	SAL	-	-	91,440	60,960	152,400
										OPE	-	-	47,567	31,711	79,278
5000006	OAS C1244 AP	FISCAL ANALYST 2	27	PF	1	1.00	24	8	6982	SAL	-	-	102,216	65,352	167,568
										OPE	-	-	50,762	32,454	83,216
5000011	OAS C2512 AP	ELECTRONIC PUBLISHING DESIGN SPE	24	PF	1	1.00	24	10	6664	SAL	-	-	95,962	63,974	159,936
										OPE	-	-	48,741	32,494	81,235
5000013	OAS C0871 AP	OPERATIONS & POLICY ANALYST 2	27	PF	1	1.00	24	7	6664	SAL	-	-	97,561	62,375	159,936
										OPE	-	-	49,553	31,682	81,235
5000016	MESN Z7484 AF	Manager 2	33X	PF	1	1.00	24	10	10720	SAL	-	-	156,941	100,339	257,280
										OPE	-	-	64,974	41,541	106,515
5000028	OAS C0872 AP	OPERATIONS & POLICY ANALYST 3	30	PF	1	1.00	24	10	8870	SAL	-	-	129,857	83,023	212,880
										OPE	-	-	57,940	37,044	94,984
5000029	OAS C0872 AP	OPERATIONS & POLICY ANALYST 3	30	PF	1	1.00	24	10	8870	SAL	-	-	127,728	85,152	212,880
										OPE	-	-	56,990	37,994	94,984
5000030	OAS C0872 AP	OPERATIONS & POLICY ANALYST 3	30	PF	1	1.00	24	3	6350	SAL	-	-	92,964	59,436	152,400
										OPE	-	-	48,360	30,918	79,278
5000031	OAS C0872 AP	OPERATIONS & POLICY ANALYST 3	30	PF	1	1.00	24	10	8870	SAL	-	-	129,857	83,023	212,880
										OPE	-	-	57,940	37,044	94,984
5000032	OAS C0872 AP	OPERATIONS & POLICY ANALYST 3	30	PF	1	1.00	24	3	6350	SAL	-	-	92,964	59,436	152,400
										OPE	-	-	48,360	30,918	79,278
5000033	OAS C0872 AP	OPERATIONS & POLICY ANALYST 3	30	PF	1	1.00	24	10	8870	SAL	-	-	127,728	85,152	212,880

Position Number	Classification	Classification Name	Sal Rng	Pos Type	Pos Cnt	FTE	Mos	Step	Rate	SAL/ OPE	Salary/OPE GF	LF	OF	FF	AF
										OPE	-	-	56,990	37,994	94,984
5000034	OAS C0872 AP	OPERATIONS & POLICY ANALYST 3	30	PF	1	1.00	24	4	6664	SAL	-	-	95,962	63,974	159,936
										OPE	-	-	48,741	32,494	81,235
5000035	OAS C0865 AP	PUBLIC AFFAIRS SPECIALIST 2	29	PF	1	1.00	24	10	8450	SAL	-	-	123,708	79,092	202,800
										OPE	-	-	56,343	36,023	92,366
5000036	OAS C5707 AP	INDUSTRIAL HYGIENIST 3	29	PF	1	1.00	24	10	8450	SAL	-	-	202,800	-	202,800
										OPE	-	-	92,366	-	92,366
5000038	OAS C5711 AP	OCCUPATIONAL SAFETY SPECIALIST 3	29	PF	1	1.00	24	7	7327	SAL	-	-	175,848	-	175,848
										OPE	-	-	85,366	-	85,366
5000039	OAS C5711 AP	OCCUPATIONAL SAFETY SPECIALIST 3	29	PF	1	1.00	24	5	6664	SAL	-	-	159,936	-	159,936
										OPE	-	-	81,235	-	81,235
5000040	OAS C5711 AP	OCCUPATIONAL SAFETY SPECIALIST 3	29	PF	1	1.00	24	10	8450	SAL	-	-	202,800	-	202,800
										OPE	-	-	92,366	-	92,366
5000041	OAS C5710 AP	OCCUPATIONAL SAFETY SPECIALIST 2	27	PF	1	1.00	24	8	6982	SAL	-	-	167,568	-	167,568
										OPE	-	-	83,216	-	83,216
5000042	OAS C5710 AP	OCCUPATIONAL SAFETY SPECIALIST 2	27	PF	1	1.00	24	4	5771	SAL	-	-	138,504	-	138,504
										OPE	-	-	75,669	-	75,669
5000046	OAS C5708 AP	INDUSTRIAL HYGIENIST 4	31	PF	1	1.00	24	10	9293	SAL	-	-	223,032	-	223,032
										OPE	-	-	97,620	-	97,620
5000048	OAS C5711 AP	OCCUPATIONAL SAFETY SPECIALIST 3	29	PF	1	1.00	24	10	8450	SAL	-	-	202,800	-	202,800
										OPE	-	-	92,366	-	92,366
5000049	OAS C5711 AP	OCCUPATIONAL SAFETY SPECIALIST 3	29	PF	1	1.00	24	10	8450	SAL	-	-	202,800	-	202,800
										OPE	-	-	92,366	-	92,366
5000052	MMS X7484 AP	Manager 2	33X	PF	1	1.00	24	10	10720	SAL	-	-	257,280	-	257,280
										OPE	-	-	106,515	-	106,515
5000054	OAS C0107 AP	ADMINISTRATIVE SPECIALIST 1	17	PF	1	1.00	24	10	4776	SAL	-	-	114,624	-	114,624
										OPE	-	-	69,467	-	69,467
5000082	OAS C1338 AP	TRAINING & DEVELOPMENT SPECIALIS	23	PF	1	1.00	24	10	6350	SAL	-	-	92,964	59,436	152,400
										OPE	-	-	48,360	30,918	79,278
5000089	OAS C0532 AP	WORD PROCESSING TECHNICIAN 3	16	PF	1	1.00	24	10	4555	SAL	-	-	66,685	42,635	109,320
										OPE	-	-	41,534	26,555	68,089

Position Number	Classification	Classification Name	Sal Rng	Pos Type	Pos Cnt	FTE	Mos	Step	Rate	SAL/ OPE	Salary/OPE				
											GF	LF	OF	FF	AF
5000092	OAS C0107 AP	ADMINISTRATIVE SPECIALIST 1	17	PF	1	1.00	24	8	4356	SAL	-	-	63,772	40,772	104,544
										OPE	-	-	40,778	26,071	66,849
5000094	MMS X0833 AP	SUPERVISOR EXECUTIVE ASSISTANT	26	PF	1	1.00	24	4	5985	SAL	-	-	87,620	56,020	143,640
										OPE	-	-	46,971	30,031	77,002
5000096	MESN Z7081 AF	BUSINESS OPERATIONS ADMINISTRATC	40X	PF	1	1.00	24	3	10720	SAL	-	-	154,368	102,912	257,280
										OPE	-	-	63,909	42,606	106,515
5000100	OAS C5711 AP	OCCUPATIONAL SAFETY SPECIALIST 3	29	PF	1	1.00	24	10	8450	SAL	-	-	123,708	79,092	202,800
										OPE	-	-	56,343	36,023	92,366
5000101	OAS C5711 AP	OCCUPATIONAL SAFETY SPECIALIST 3	29	PF	1	1.00	24	3	6051	SAL	-	-	88,587	56,637	145,224
										OPE	-	-	47,223	30,191	77,414
5000106	OAS C3717 AP	CHEMIST 3	29	PF	1	1.00	24	8	7678	SAL	-	-	112,406	71,866	184,272
										OPE	-	-	53,409	34,146	87,555
5000107	OAS C5707 AP	INDUSTRIAL HYGIENIST 3	29	PF	1	1.00	24	10	8450	SAL	-	-	123,708	79,092	202,800
										OPE	-	-	56,343	36,023	92,366
5000108	OAS C5711 AP	OCCUPATIONAL SAFETY SPECIALIST 3	29	PF	1	1.00	24	10	8450	SAL	-	-	121,680	81,120	202,800
										OPE	-	-	55,420	36,946	92,366
5000110	OAS C5710 AP	OCCUPATIONAL SAFETY SPECIALIST 2	27	PF	1	1.00	24	4	5771	SAL	-	-	84,487	54,017	138,504
										OPE	-	-	46,158	29,511	75,669
5000112	OAS C5711 AP	OCCUPATIONAL SAFETY SPECIALIST 3	29	PF	1	1.00	24	10	8450	SAL	-	-	202,800	-	202,800
										OPE	-	-	92,366	-	92,366
5000115	OAS C5710 AP	OCCUPATIONAL SAFETY SPECIALIST 2	27	PF	1	1.00	24	6	6350	SAL	-	-	92,964	59,436	152,400
										OPE	-	-	48,360	30,918	79,278
5000117	OAS C5711 AP	OCCUPATIONAL SAFETY SPECIALIST 3	29	PF	1	1.00	24	10	8450	SAL	-	-	202,800	-	202,800
										OPE	-	-	92,366	-	92,366
5000121	OAS C5711 AP	OCCUPATIONAL SAFETY SPECIALIST 3	29	PF	1	1.00	24	10	8450	SAL	-	-	202,800	-	202,800
										OPE	-	-	92,366	-	92,366
5000123	OAS C5706 AP	INDUSTRIAL HYGIENIST 2	27	PF	1	1.00	24	8	6982	SAL	-	-	102,216	65,352	167,568
										OPE	-	-	50,762	32,454	83,216
5000124	OAS C5711 AP	OCCUPATIONAL SAFETY SPECIALIST 3	29	PF	1	1.00	24	10	8450	SAL	-	-	202,800	-	202,800
										OPE	-	-	92,366	-	92,366
5000125	OAS C5710 AP	OCCUPATIONAL SAFETY SPECIALIST 2	27	PF	1	1.00	24	3	5503	SAL	-	-	80,564	51,508	132,072

Position Number	Classification	Classification Name	Sal Rng	Pos Type	Pos Cnt	FTE	Mos	Step	Rate	SAL/ OPE	Salary/OPE GF	LF	OF	FF	AF
										OPE	-	-	45,139	28,859	73,998
5000126	OAS C5707 AP	INDUSTRIAL HYGIENIST 3	29	PF	1	1.00	24	10	8450	SAL	-	-	202,800	-	202,800
										OPE	-	-	92,366	-	92,366
5000128	OAS C5706 AP	INDUSTRIAL HYGIENIST 2	27	PF	1	1.00	24	3	5503	SAL	-	-	80,564	51,508	132,072
										OPE	-	-	45,139	28,859	73,998
5000131	OAS C5706 AP	INDUSTRIAL HYGIENIST 2	27	PF	1	1.00	24	10	7678	SAL	-	-	184,272	-	184,272
										OPE	-	-	87,555	-	87,555
5000135	OAS C5711 AP	OCCUPATIONAL SAFETY SPECIALIST 3	29	PF	1	1.00	24	10	8450	SAL	-	-	123,708	79,092	202,800
										OPE	-	-	56,343	36,023	92,366
5000137	OAS C5706 AP	INDUSTRIAL HYGIENIST 2	27	PF	1	1.00	24	3	5503	SAL	-	-	80,564	51,508	132,072
										OPE	-	-	45,139	28,859	73,998
5000138	OAS C5710 AP	OCCUPATIONAL SAFETY SPECIALIST 2	27	PF	1	1.00	24	8	6982	SAL	-	-	102,216	65,352	167,568
										OPE	-	-	50,762	32,454	83,216
5000139	OAS C5710 AP	OCCUPATIONAL SAFETY SPECIALIST 2	27	PF	1	1.00	24	3	5503	SAL	-	-	80,564	51,508	132,072
										OPE	-	-	45,139	28,859	73,998
5000140	OAS C5706 AP	INDUSTRIAL HYGIENIST 2	27	PF	1	1.00	24	3	5503	SAL	-	-	80,564	51,508	132,072
										OPE	-	-	45,139	28,859	73,998
5000141	OAS C5707 AP	INDUSTRIAL HYGIENIST 3	29	PF	1	1.00	24	10	8450	SAL	-	-	123,708	79,092	202,800
										OPE	-	-	56,343	36,023	92,366
5000142	OAS C5706 AP	INDUSTRIAL HYGIENIST 2	27	PF	1	1.00	24	8	6982	SAL	-	-	102,216	65,352	167,568
										OPE	-	-	50,762	32,454	83,216
5000146	OAS C0107 AP	ADMINISTRATIVE SPECIALIST 1	17	PF	1	1.00	24	10	4776	SAL	-	-	69,921	44,703	114,624
										OPE	-	-	42,375	27,092	69,467
5000148	OAS C5706 AP	INDUSTRIAL HYGIENIST 2	27	PF	1	1.00	24	10	7678	SAL	-	-	184,272	-	184,272
										OPE	-	-	87,555	-	87,555
5000149	OAS C4339 AP	SCIENTIFIC INSTRUMENT TECHNICIAN	21	PF	1	1.00	24	10	5771	SAL	-	-	84,487	54,017	138,504
										OPE	-	-	46,158	29,511	75,669
5000150	OAS C5711 AP	OCCUPATIONAL SAFETY SPECIALIST 3	29	PF	1	1.00	24	10	8450	SAL	-	-	123,708	79,092	202,800
										OPE	-	-	56,343	36,023	92,366
5000154	OAS C0107 AP	ADMINISTRATIVE SPECIALIST 1	17	PF	1	1.00	24	10	4776	SAL	-	-	69,921	44,703	114,624
										OPE	-	-	42,375	27,092	69,467

Position Number	Classification	Classification Name	Sal Rng	Pos Type	Pos Cnt	FTE	Mos	Step	Rate	SAL/ OPE	Salary/OPE GF	LF	OF	FF	AF
5000156	MMS X7485 AP	Manager 1	31X	PF	1	1.00	24	10	9718	SAL	-	-	233,232	-	233,232
										OPE	-	-	100,269	-	100,269
5000158	MMS X7485 AP	Manager 1	31X	PF	1	1.00	24	10	9718	SAL	-	-	142,272	90,960	233,232
										OPE	-	-	61,164	39,105	100,269
5000163	OAS C5711 AP	OCCUPATIONAL SAFETY SPECIALIST 3	29	PF	1	1.00	24	10	8450	SAL	-	-	202,800	-	202,800
										OPE	-	-	92,366	-	92,366
5000172	OAS C5707 AP	INDUSTRIAL HYGIENIST 3	29	PF	1	1.00	24	10	8450	SAL	-	-	123,708	79,092	202,800
										OPE	-	-	56,343	36,023	92,366
5000173	OAS C5710 AP	OCCUPATIONAL SAFETY SPECIALIST 2	27	PF	1	1.00	24	10	7678	SAL	-	-	112,406	71,866	184,272
										OPE	-	-	53,409	34,146	87,555
5000174	OAS C5708 AP	INDUSTRIAL HYGIENIST 4	31	PF	1	1.00	24	10	9293	SAL	-	-	136,050	86,982	223,032
										OPE	-	-	59,548	38,072	97,620
5000176	MMS X7485 AP	Manager 1	31X	PF	1	1.00	24	10	9718	SAL	-	-	142,272	90,960	233,232
										OPE	-	-	61,164	39,105	100,269
5000183	MESN Z7484 AF	Manager 2	33X	PF	1	1.00	24	7	9264	SAL	-	-	135,625	86,711	222,336
										OPE	-	-	59,438	38,002	97,440
5000186	OAS C5711 AP	OCCUPATIONAL SAFETY SPECIALIST 3	29	PF	1	1.00	24	10	8450	SAL	-	-	123,708	79,092	202,800
										OPE	-	-	56,343	36,023	92,366
5000189	OAS C5711 AP	OCCUPATIONAL SAFETY SPECIALIST 3	29	PF	1	1.00	24	9	8057	SAL	-	-	193,368	-	193,368
										OPE	-	-	89,917	-	89,917
5000197	OAS C5707 AP	INDUSTRIAL HYGIENIST 3	29	PF	1	1.00	24	10	8450	SAL	-	-	202,800	-	202,800
										OPE	-	-	92,366	-	92,366
5000231	OAS C5710 AP	OCCUPATIONAL SAFETY SPECIALIST 2	27	PF	1	1.00	24	4	5771	SAL	-	-	84,487	54,017	138,504
										OPE	-	-	46,158	29,511	75,669
5000244	MMS X7485 AP	Manager 1	31X	PF	1	1.00	24	10	9718	SAL	-	-	233,232	-	233,232
										OPE	-	-	100,269	-	100,269
5000245	OAS C5711 AP	OCCUPATIONAL SAFETY SPECIALIST 3	29	PF	1	1.00	24	10	8450	SAL	-	-	202,800	-	202,800
										OPE	-	-	92,366	-	92,366
5000246	OAS C5711 AP	OCCUPATIONAL SAFETY SPECIALIST 3	29	PF	1	1.00	24	3	6051	SAL	-	-	145,224	-	145,224
										OPE	-	-	77,414	-	77,414
5000248	OAS C5708 AP	INDUSTRIAL HYGIENIST 4	31	PF	1	1.00	24	10	9293	SAL	-	-	223,032	-	223,032

Position Number	Classification	Classification Name	Sal Rng	Pos Type	Pos Cnt	FTE	Mos	Step	Rate	SAL/ OPE	Salary/OPE GF	LF	OF	FF	AF
										OPE	-	-	97,620	-	97,620
5000250	OAS C5707 AP	INDUSTRIAL HYGIENIST 3	29	PF	1	1.00	24	10	8450	SAL	-	-	123,708	79,092	202,800
										OPE	-	-	56,343	36,023	92,366
5000251	OAS C5711 AP	OCCUPATIONAL SAFETY SPECIALIST 3	29	PF	1	1.00	24	9	8057	SAL	-	-	117,954	75,414	193,368
										OPE	-	-	54,849	35,068	89,917
5000252	OAS C5711 AP	OCCUPATIONAL SAFETY SPECIALIST 3	29	PF	1	1.00	24	9	8057	SAL	-	-	19,337	174,031	193,368
										OPE	-	-	8,992	80,925	89,917
5000253	OAS C0872 AP	OPERATIONS & POLICY ANALYST 3	30	PF	1	1.00	24	10	8870	SAL	-	-	212,880	-	212,880
										OPE	-	-	94,984	-	94,984
5000254	OAS C5711 AP	OCCUPATIONAL SAFETY SPECIALIST 3	29	PF	1	1.00	24	9	8057	SAL	-	-	116,021	77,347	193,368
										OPE	-	-	53,950	35,967	89,917
5000255	OAS C5710 AP	OCCUPATIONAL SAFETY SPECIALIST 2	27	PF	1	1.00	24	9	7327	SAL	-	-	107,267	68,581	175,848
										OPE	-	-	52,073	33,293	85,366
5000258	OAS C5710 AP	OCCUPATIONAL SAFETY SPECIALIST 2	27	PF	1	1.00	24	2	5256	SAL	-	-	76,948	49,196	126,144
										OPE	-	-	44,200	28,259	72,459
5000262	OAS C3717 AP	CHEMIST 3	29	PF	1	1.00	24	10	8450	SAL	-	-	123,708	79,092	202,800
										OPE	-	-	56,343	36,023	92,366
5000264	OAS C5708 AP	INDUSTRIAL HYGIENIST 4	31	PF	1	1.00	24	10	9293	SAL	-	-	136,050	86,982	223,032
										OPE	-	-	59,548	38,072	97,620
5000265	OAS C5710 AP	OCCUPATIONAL SAFETY SPECIALIST 2	27	PF	1	1.00	24	3	5503	SAL	-	-	80,564	51,508	132,072
										OPE	-	-	45,139	28,859	73,998
5000272	OAS C5711 AP	OCCUPATIONAL SAFETY SPECIALIST 3	29	PF	1	1.00	24	3	6051	SAL	-	-	145,224	-	145,224
										OPE	-	-	77,414	-	77,414
5000314	OAS C0872 AP	OPERATIONS & POLICY ANALYST 3	30	PF	1	1.00	24	10	8870	SAL	-	-	212,880	-	212,880
										OPE	-	-	94,984	-	94,984
5000319	OAS C5711 AP	OCCUPATIONAL SAFETY SPECIALIST 3	29	PF	1	1.00	24	10	8450	SAL	-	-	202,800	-	202,800
										OPE	-	-	92,366	-	92,366
5000320	OAS C5711 AP	OCCUPATIONAL SAFETY SPECIALIST 3	29	PF	1	1.00	24	3	6051	SAL	-	-	145,224	-	145,224
										OPE	-	-	77,414	-	77,414
5000323	OAS C0104 AP	OFFICE SPECIALIST 2	15	PF	1	1.00	24	8	3964	SAL	-	-	58,033	37,103	95,136
										OPE	-	-	39,288	25,118	64,406

Position Number	Classification	Classification Name	Sal Rng	Pos Type	Pos Cnt	FTE	Mos	Step	Rate	SAL/ OPE	Salary/OPE				
											GF	LF	OF	FF	AF
5000324	OAS C5710 AP	OCCUPATIONAL SAFETY SPECIALIST 2	27	PF	1	1.00	24	10	7678	SAL	-	-	112,406	71,866	184,272
										OPE	-	-	53,409	34,146	87,555
5000327	OAS C5711 AP	OCCUPATIONAL SAFETY SPECIALIST 3	29	PF	1	1.00	24	10	8450	SAL	-	-	123,708	79,092	202,800
										OPE	-	-	56,343	36,023	92,366
5000331	OAS C5711 AP	OCCUPATIONAL SAFETY SPECIALIST 3	29	PF	1	1.00	24	10	8450	SAL	-	-	202,800	-	202,800
										OPE	-	-	92,366	-	92,366
5000335	OAS C0104 AP	OFFICE SPECIALIST 2	15	PF	1	1.00	24	8	3964	SAL	-	-	95,136	-	95,136
										OPE	-	-	64,406	-	64,406
5000341	OAS C0104 AP	OFFICE SPECIALIST 2	15	PF	1	1.00	24	9	4155	SAL	-	-	59,832	39,888	99,720
										OPE	-	-	39,358	26,239	65,597
5000344	MMS X7485 AP	Manager 1	31X	PF	1	1.00	24	10	9718	SAL	-	-	233,232	-	233,232
										OPE	-	-	100,269	-	100,269
5000345	MMS X7485 AP	Manager 1	31X	PF	1	1.00	24	9	9264	SAL	-	-	135,625	86,711	222,336
										OPE	-	-	59,438	38,002	97,440
5000379	OAS C5711 AP	OCCUPATIONAL SAFETY SPECIALIST 3	29	PF	1	1.00	24	10	8450	SAL	-	-	121,680	81,120	202,800
										OPE	-	-	55,420	36,946	92,366
5000381	OAS C5707 AP	INDUSTRIAL HYGIENIST 3	29	PF	1	1.00	24	10	8450	SAL	-	-	202,800	-	202,800
										OPE	-	-	92,366	-	92,366
5000382	OAS C5707 AP	INDUSTRIAL HYGIENIST 3	29	PF	1	1.00	24	10	8450	SAL	-	-	121,680	81,120	202,800
										OPE	-	-	55,420	36,946	92,366
5000383	OAS C5706 AP	INDUSTRIAL HYGIENIST 2	27	PF	1	1.00	24	9	7327	SAL	-	-	107,267	68,581	175,848
										OPE	-	-	52,073	33,293	85,366
5000386	OAS C5711 AP	OCCUPATIONAL SAFETY SPECIALIST 3	29	PF	1	1.00	24	5	6664	SAL	-	-	97,561	62,375	159,936
										OPE	-	-	49,553	31,682	81,235
5000390	OAS C5711 AP	OCCUPATIONAL SAFETY SPECIALIST 3	29	PF	1	1.00	24	10	8450	SAL	-	-	123,708	79,092	202,800
										OPE	-	-	56,343	36,023	92,366
5000391	OAS C5711 AP	OCCUPATIONAL SAFETY SPECIALIST 3	29	PF	1	1.00	24	3	6051	SAL	-	-	145,224	-	145,224
										OPE	-	-	77,414	-	77,414
5000392	OAS C5710 AP	OCCUPATIONAL SAFETY SPECIALIST 2	27	PF	1	1.00	24	5	6051	SAL	-	-	87,134	58,090	145,224
										OPE	-	-	46,448	30,966	77,414
5000395	OAS C5711 AP	OCCUPATIONAL SAFETY SPECIALIST 3	29	PF	1	1.00	24	10	8450	SAL	-	-	123,708	79,092	202,800

Position Number	Classification	Classification Name	Sal Rng	Pos Type	Pos Cnt	FTE	Mos	Step	Rate	SAL/ OPE	Salary/OPE				
											GF	LF	OF	FF	AF
										OPE	-	-	56,343	36,023	92,366
5000414	OAS C0107 AP	ADMINISTRATIVE SPECIALIST 1	17	PF	1	1.00	24	5	3790	SAL	-	-	90,960	-	90,960
										OPE	-	-	63,321	-	63,321
5000421	OAS C0104 AP	OFFICE SPECIALIST 2	15	PF	1	1.00	24	5	3483	SAL	-	-	50,991	32,601	83,592
										OPE	-	-	37,459	23,949	61,408
5000422	OAS C5707 AP	INDUSTRIAL HYGIENIST 3	29	PF	1	1.00	24	10	8450	SAL	-	-	20,280	182,520	202,800
										OPE	-	-	9,237	83,129	92,366
5000424	OAS C5708 AP	INDUSTRIAL HYGIENIST 4	31	PF	1	1.00	24	10	9293	SAL	-	-	223,032	-	223,032
										OPE	-	-	97,620	-	97,620
5000426	OAS C0864 AP	PUBLIC AFFAIRS SPECIALIST 1	25	PF	1	1.00	24	10	6982	SAL	-	-	102,216	65,352	167,568
										OPE	-	-	50,762	32,454	83,216
5000435	OAS C5711 AP	OCCUPATIONAL SAFETY SPECIALIST 3	29	PF	1	1.00	24	10	8450	SAL	-	-	202,800	-	202,800
										OPE	-	-	92,366	-	92,366
5000439	OAS C5711 AP	OCCUPATIONAL SAFETY SPECIALIST 3	29	PF	1	1.00	24	8	7678	SAL	-	-	112,406	71,866	184,272
										OPE	-	-	53,409	34,146	87,555
5000444	OAS C5711 AP	OCCUPATIONAL SAFETY SPECIALIST 3	29	PF	1	1.00	24	10	8450	SAL	-	-	202,800	-	202,800
										OPE	-	-	92,366	-	92,366
5000446	OAS C5711 AP	OCCUPATIONAL SAFETY SPECIALIST 3	29	PF	1	1.00	24	10	8450	SAL	-	-	202,800	-	202,800
										OPE	-	-	92,366	-	92,366
5000450	OAS C0108 AP	ADMINISTRATIVE SPECIALIST 2	20	PF	1	1.00	24	10	5503	SAL	-	-	79,243	52,829	132,072
										OPE	-	-	44,399	29,599	73,998
5000454	MMS X7485 AP	Manager 1	31X	PF	1	1.00	24	8	8831	SAL	-	-	129,286	82,658	211,944
										OPE	-	-	57,792	36,949	94,741
5000456	OAS C5711 AP	OCCUPATIONAL SAFETY SPECIALIST 3	29	PF	1	1.00	24	10	8450	SAL	-	-	202,800	-	202,800
										OPE	-	-	92,366	-	92,366
5000457	OAS C5711 AP	OCCUPATIONAL SAFETY SPECIALIST 3	29	PF	1	1.00	24	10	8450	SAL	-	-	202,800	-	202,800
										OPE	-	-	92,366	-	92,366
5000458	OAS C1483 IP	INFORMATION SYSTEMS SPECIALIST 3	24	PF	1	1.00	24	10	6628	SAL	-	-	97,034	62,038	159,072
										OPE	-	-	49,416	31,594	81,010
5000461	OAS C0865 AP	PUBLIC AFFAIRS SPECIALIST 2	29	PF	1	1.00	24	10	8450	SAL	-	-	123,708	79,092	202,800
										OPE	-	-	56,343	36,023	92,366

Position Number	Classification	Classification Name	Sal Rng	Pos Type	Pos Cnt	FTE	Mos	Step	Rate	SAL/ OPE	Salary/OPE				
											GF	LF	OF	FF	AF
5000464	OAS C5707 AP	INDUSTRIAL HYGIENIST 3	29	PF	1	1.00	24	10	8450	SAL	-	-	123,708	79,092	202,800
										OPE	-	-	56,343	36,023	92,366
5000465	OAS C5707 AP	INDUSTRIAL HYGIENIST 3	29	PF	1	1.00	24	8	7678	SAL	-	-	112,406	71,866	184,272
										OPE	-	-	53,409	34,146	87,555
5000469	OAS C5707 AP	INDUSTRIAL HYGIENIST 3	29	PF	1	1.00	24	6	6982	SAL	-	-	100,541	67,027	167,568
										OPE	-	-	49,930	33,286	83,216
5000477	OAS C5707 AP	INDUSTRIAL HYGIENIST 3	29	PF	1	1.00	24	9	8057	SAL	-	-	193,368	-	193,368
										OPE	-	-	89,917	-	89,917
5000489	OAS C5708 AP	INDUSTRIAL HYGIENIST 4	31	PF	1	1.00	24	10	9293	SAL	-	-	136,050	86,982	223,032
										OPE	-	-	59,548	38,072	97,620
5000491	MMS X7765 AP	Science Chemistry and Laboratory Manag		PF	1	1.00	24	10	9718	SAL	-	-	142,272	90,960	233,232
										OPE	-	-	61,164	39,105	100,269
5000501	OAS C0107 AP	ADMINISTRATIVE SPECIALIST 1	17	PF	1	1.00	24	3	3483	SAL	-	-	83,592	-	83,592
										OPE	-	-	61,408	-	61,408
5000503	OAS C0107 AP	ADMINISTRATIVE SPECIALIST 1	17	PF	1	1.00	24	10	4776	SAL	-	-	69,921	44,703	114,624
										OPE	-	-	42,375	27,092	69,467
5000504	OAS C0107 AP	ADMINISTRATIVE SPECIALIST 1	17	PF	1	1.00	24	10	4776	SAL	-	-	69,921	44,703	114,624
										OPE	-	-	42,375	27,092	69,467
5000505	OAS C0107 AP	ADMINISTRATIVE SPECIALIST 1	17	PF	1	1.00	24	8	4356	SAL	-	-	63,772	40,772	104,544
										OPE	-	-	40,778	26,071	66,849
5000506	OAS C0107 AP	ADMINISTRATIVE SPECIALIST 1	17	PF	1	1.00	24	10	4776	SAL	-	-	69,921	44,703	114,624
										OPE	-	-	42,375	27,092	69,467
5000533	OAS C0104 AP	OFFICE SPECIALIST 2	15	PF	1	1.00	24	10	4356	SAL	-	-	63,772	40,772	104,544
										OPE	-	-	40,778	26,071	66,849
5000538	OAS C5706 AP	INDUSTRIAL HYGIENIST 2	27	PF	1	1.00	24	3	5503	SAL	-	-	80,564	51,508	132,072
										OPE	-	-	45,139	28,859	73,998
5000540	MESN Z7484 AF	Manager 2	33X	PF	1	1.00	24	10	10720	SAL	-	-	156,941	100,339	257,280
										OPE	-	-	64,974	41,541	106,515
5000543	MMS X7485 AP	Manager 1	31X	PF	1	1.00	24	10	9718	SAL	-	-	139,939	93,293	233,232
										OPE	-	-	60,161	40,108	100,269
5000548	OAS C1339 AP	TRAINING & DEVELOPMENT SPECIALIS	27	PF	1	1.00	24	9	7327	SAL	-	-	107,267	68,581	175,848

Position Number	Classification	Classification Name	Sal Rng	Pos Type	Pos Cnt	FTE	Mos	Step	Rate	SAL/ OPE	Salary/OPE GF	LF	OF	FF	AF
										OPE	-	-	52,073	33,293	85,366
5000565	OAS C0854 AP	PROJECT MANAGER 1	27	PF	1	1.00	24	10	7678	SAL	-	-	112,406	71,866	184,272
										OPE	-	-	53,409	34,146	87,555
5000578	MMN X0873 AP	OPERATIONS & POLICY ANALYST 4	32	PF	1	1.00	24	6	8831	SAL	-	-	127,166	84,778	211,944
										OPE	-	-	56,845	37,896	94,741
5000612	MESN Z7484 AF	Manager 2	33X	PF	1	1.00	24	9	10203	SAL	-	-	244,872	-	244,872
										OPE	-	-	103,292	-	103,292
5000613	OAS C5708 AP	INDUSTRIAL HYGIENIST 4	31	PF	1	1.00	24	10	9293	SAL	-	-	223,032	-	223,032
										OPE	-	-	97,620	-	97,620
5000624	OAS C0107 AP	ADMINISTRATIVE SPECIALIST 1	17	PP	1	0.50	12	10	4776	SAL	-	-	57,312	-	57,312
										OPE	-	-	34,732	-	34,732
5000628	OAS C0107 AP	ADMINISTRATIVE SPECIALIST 1	17	PF	1	1.00	24	3	3483	SAL	-	-	50,155	33,437	83,592
										OPE	-	-	36,845	24,563	61,408
5000629	OAS C0872 AP	OPERATIONS & POLICY ANALYST 3	30	PF	1	1.00	24	10	8870	SAL	-	-	129,857	83,023	212,880
										OPE	-	-	57,940	37,044	94,984
5000670	OAS C5707 AP	INDUSTRIAL HYGIENIST 3	29	PF	1	1.00	24	7	7327	SAL	-	-	107,267	68,581	175,848
										OPE	-	-	52,073	33,293	85,366
5000675	MESN Z7483 AF	Manager 3	35X	PF	1	1.00	24	10	11802	SAL	-	-	172,781	110,467	283,248
										OPE	-	-	69,045	44,143	113,188
5000710	OAS C0865 AP	PUBLIC AFFAIRS SPECIALIST 2	29	PF	1	1.00	24	10	8450	SAL	-	-	123,708	79,092	202,800
										OPE	-	-	56,343	36,023	92,366
5000711	OAS C5711 AP	OCCUPATIONAL SAFETY SPECIALIST 3	29	PF	1	1.00	24	10	8450	SAL	-	-	123,708	79,092	202,800
										OPE	-	-	56,343	36,023	92,366
5000975	B Y7500 AE	BOARD AND COMMISSION MEMBER	0	PP	0	0.00	0	0	0	SAL	-	-	720	-	720
										OPE	-	-	55	-	55
5000977	B Y7500 AE	BOARD AND COMMISSION MEMBER	0	PP	0	0.00	0	0	0	SAL	-	-	720	-	720
										OPE	-	-	55	-	55
5000980	B Y7500 AE	BOARD AND COMMISSION MEMBER	0	PP	0	0.00	0	0	0	SAL	-	-	720	-	720
										OPE	-	-	55	-	55
5000981	B Y7500 AE	BOARD AND COMMISSION MEMBER	0	PP	0	0.00	0	0	0	SAL	-	-	720	-	720
										OPE	-	-	55	-	55

Position Number	Classification	Classification Name	Sal Rng	Pos Type	Pos Cnt	FTE	Mos	Step	Rate	SAL/ OPE	Salary/OPE GF	LF	OF	FF	AF
5000982	B Y7500 AE	BOARD AND COMMISSION MEMBER	0	PP	0	0.00	0	0	0	SAL	-	-	720	-	720
										OPE	-	-	55	-	55
5100346	OAS C5711 AP	OCCUPATIONAL SAFETY SPECIALIST 3	29	PF	1	1.00	24	10	8450	SAL	-	-	202,800	-	202,800
										OPE	-	-	92,366	-	92,366
5100440	OAS C5708 AP	INDUSTRIAL HYGIENIST 4	31	PF	1	1.00	24	10	9293	SAL	-	-	223,032	-	223,032
										OPE	-	-	97,620	-	97,620
5100452	OAS C0107 AP	ADMINISTRATIVE SPECIALIST 1	17	PF	1	1.00	24	10	4776	SAL	-	-	69,921	44,703	114,624
										OPE	-	-	42,375	27,092	69,467
5200066	OAS C5711 AP	OCCUPATIONAL SAFETY SPECIALIST 3	29	PF	1	1.00	24	3	6051	SAL	-	-	88,587	56,637	145,224
										OPE	-	-	47,223	30,191	77,414
5200067	OAS C5711 AP	OCCUPATIONAL SAFETY SPECIALIST 3	29	PF	1	1.00	24	7	7327	SAL	-	-	105,509	70,339	175,848
										OPE	-	-	51,220	34,146	85,366
5200068	OAS C5711 AP	OCCUPATIONAL SAFETY SPECIALIST 3	29	PF	1	1.00	24	9	8057	SAL	-	-	117,954	75,414	193,368
										OPE	-	-	54,849	35,068	89,917
5200069	OAS C1339 AP	TRAINING & DEVELOPMENT SPECIALIS	27	PF	1	1.00	24	9	7327	SAL	-	-	175,848	-	175,848
										OPE	-	-	85,366	-	85,366
5200071	OAS C5711 AP	OCCUPATIONAL SAFETY SPECIALIST 3	29	PF	1	1.00	24	9	8057	SAL	-	-	117,954	75,414	193,368
										OPE	-	-	54,849	35,068	89,917
5200072	OAS C5707 AP	INDUSTRIAL HYGIENIST 3	29	PF	1	1.00	24	10	8450	SAL	-	-	123,708	79,092	202,800
										OPE	-	-	56,343	36,023	92,366
5200073	OAS C5711 AP	OCCUPATIONAL SAFETY SPECIALIST 3	29	PF	1	1.00	24	6	6982	SAL	-	-	167,568	-	167,568
										OPE	-	-	83,216	-	83,216
5200074	OAS C5711 AP	OCCUPATIONAL SAFETY SPECIALIST 3	29	PF	1	1.00	24	10	8450	SAL	-	-	121,680	81,120	202,800
										OPE	-	-	55,420	36,946	92,366
5200075	OAS C5711 AP	OCCUPATIONAL SAFETY SPECIALIST 3	29	PF	1	1.00	24	4	6350	SAL	-	-	92,964	59,436	152,400
										OPE	-	-	48,360	30,918	79,278
5200076	OAS C5711 AP	OCCUPATIONAL SAFETY SPECIALIST 3	29	PF	1	1.00	24	3	6051	SAL	-	-	145,224	-	145,224
										OPE	-	-	77,414	-	77,414
5200077	OAS C5711 AP	OCCUPATIONAL SAFETY SPECIALIST 3	29	PF	1	1.00	24	10	8450	SAL	-	-	121,680	81,120	202,800
										OPE	-	-	55,420	36,946	92,366
5200078	OAS C5711 AP	OCCUPATIONAL SAFETY SPECIALIST 3	29	PF	1	1.00	24	7	7327	SAL	-	-	107,285	68,563	175,848

Position Number	Classification	Classification Name	Sal Rng	Pos Type	Pos Cnt	FTE	Mos	Step	Rate	SAL/ OPE	Salary/OPE GF	LF	OF	FF	AF
										OPE	-	-	52,082	33,284	85,366
5200079	OAS C5711 AP	OCCUPATIONAL SAFETY SPECIALIST 3	29	PF	1	1.00	24	9	8057	SAL	-	-	193,368	-	193,368
										OPE	-	-	89,917	-	89,917
5200082	OAS C5711 AP	OCCUPATIONAL SAFETY SPECIALIST 3	29	PF	1	1.00	24	3	6051	SAL	-	-	145,224	-	145,224
										OPE	-	-	77,414	-	77,414
5200083	MMS X7485 AP	Manager 1	31X	PF	1	1.00	24	10	9718	SAL	-	-	142,272	90,960	233,232
										OPE	-	-	61,164	39,105	100,269
5200085	OAS C5708 AP	INDUSTRIAL HYGIENIST 4	31	PF	1	1.00	24	10	9293	SAL	-	-	136,050	86,982	223,032
										OPE	-	-	59,548	38,072	97,620
5200086	OAS C5711 AP	OCCUPATIONAL SAFETY SPECIALIST 3	29	PF	1	1.00	24	3	6051	SAL	-	-	145,224	-	145,224
										OPE	-	-	77,414	-	77,414
5200089	OAS C0107 AP	ADMINISTRATIVE SPECIALIST 1	17	PF	1	1.00	24	3	3483	SAL	-	-	50,155	33,437	83,592
										OPE	-	-	36,845	24,563	61,408
5200090	OAS C0119 AP	EXECUTIVE SUPPORT SPECIALIST 2	20	PF	1	1.00	24	10	5503	SAL	-	-	80,564	51,508	132,072
										OPE	-	-	45,139	28,859	73,998
5200092	OAS C0107 AP	ADMINISTRATIVE SPECIALIST 1	17	PF	1	1.00	24	10	4776	SAL	-	-	69,921	44,703	114,624
										OPE	-	-	42,375	27,092	69,467
5200093	OAS C0107 AP	ADMINISTRATIVE SPECIALIST 1	17	PF	1	1.00	24	10	4776	SAL	-	-	68,774	45,850	114,624
										OPE	-	-	41,680	27,787	69,467
5200094	OAS C5711 AP	OCCUPATIONAL SAFETY SPECIALIST 3	29	PF	1	1.00	24	10	8450	SAL	-	-	121,680	81,120	202,800
										OPE	-	-	55,420	36,946	92,366
5200095	OAS C5708 AP	INDUSTRIAL HYGIENIST 4	31	PF	1	1.00	24	10	9293	SAL	-	-	136,050	86,982	223,032
										OPE	-	-	59,548	38,072	97,620
5200097	OAS C5708 AP	INDUSTRIAL HYGIENIST 4	31	PF	1	1.00	24	10	9293	SAL	-	-	223,032	-	223,032
										OPE	-	-	97,620	-	97,620
5200098	OAS C5708 AP	INDUSTRIAL HYGIENIST 4	31	PF	1	1.00	24	10	9293	SAL	-	-	223,032	-	223,032
										OPE	-	-	97,620	-	97,620
5200100	OAS C5711 AP	OCCUPATIONAL SAFETY SPECIALIST 3	29	PF	1	1.00	24	10	8450	SAL	-	-	123,708	79,092	202,800
										OPE	-	-	56,343	36,023	92,366
5200102	OAS C5710 AP	OCCUPATIONAL SAFETY SPECIALIST 2	27	PF	1	1.00	24	5	6051	SAL	-	-	87,134	58,090	145,224
										OPE	-	-	46,448	30,966	77,414

Position Number	Classification	Classification Name	Sal Rng	Pos Type	Pos Cnt	FTE	Mos	Step	Rate	SAL/ OPE	Salary/OPE				
											GF	LF	OF	FF	AF
5200103	OAS C5711 AP	OCCUPATIONAL SAFETY SPECIALIST 3	29	PF	1	1.00	24	3	6051	SAL	-	-	145,224	-	145,224
										OPE	-	-	77,414	-	77,414
5200105	OAS C0104 AP	OFFICE SPECIALIST 2	15	PP	1	0.50	12	10	4356	SAL	-	-	52,272	-	52,272
										OPE	-	-	33,424	-	33,424
5200106	OAS C5711 AP	OCCUPATIONAL SAFETY SPECIALIST 3	29	PF	1	1.00	24	9	8057	SAL	-	-	193,368	-	193,368
										OPE	-	-	89,917	-	89,917
5200107	OAS C0864 AP	PUBLIC AFFAIRS SPECIALIST 1	25	PF	1	1.00	24	8	6350	SAL	-	-	92,964	59,436	152,400
										OPE	-	-	48,360	30,918	79,278
5200108	OAS C5708 AP	INDUSTRIAL HYGIENIST 4	31	PF	1	1.00	24	10	9293	SAL	-	-	223,032	-	223,032
										OPE	-	-	97,620	-	97,620
5200109	OAS C5708 AP	INDUSTRIAL HYGIENIST 4	31	PF	1	1.00	24	3	6664	SAL	-	-	159,936	-	159,936
										OPE	-	-	81,235	-	81,235
5200111	OAS C5708 AP	INDUSTRIAL HYGIENIST 4	31	PF	1	1.00	24	10	9293	SAL	-	-	136,050	86,982	223,032
										OPE	-	-	59,548	38,072	97,620
5200112	OAS C5708 AP	INDUSTRIAL HYGIENIST 4	31	PF	1	1.00	24	10	9293	SAL	-	-	223,032	-	223,032
										OPE	-	-	97,620	-	97,620
5200113	OAS C5708 AP	INDUSTRIAL HYGIENIST 4	31	PF	1	1.00	24	10	9293	SAL	-	-	223,032	-	223,032
										OPE	-	-	97,620	-	97,620
5200114	OAS C5711 AP	OCCUPATIONAL SAFETY SPECIALIST 3	29	PF	1	1.00	24	10	8450	SAL	-	-	121,680	81,120	202,800
										OPE	-	-	55,420	36,946	92,366
5200116	OAS C5711 AP	OCCUPATIONAL SAFETY SPECIALIST 3	29	PF	1	1.00	24	10	8450	SAL	-	-	121,680	81,120	202,800
										OPE	-	-	55,420	36,946	92,366
5200120	OAS C5711 AP	OCCUPATIONAL SAFETY SPECIALIST 3	29	PF	1	1.00	24	10	8450	SAL	-	-	123,708	79,092	202,800
										OPE	-	-	56,343	36,023	92,366
5200121	OAS C5707 AP	INDUSTRIAL HYGIENIST 3	29	PF	1	1.00	24	10	8450	SAL	-	-	123,708	79,092	202,800
										OPE	-	-	56,343	36,023	92,366
5200122	OAS C5707 AP	INDUSTRIAL HYGIENIST 3	29	PF	1	1.00	24	10	8450	SAL	-	-	202,800	-	202,800
										OPE	-	-	92,366	-	92,366
5200124	OAS C5711 AP	OCCUPATIONAL SAFETY SPECIALIST 3	29	PF	1	1.00	24	10	8450	SAL	-	-	123,708	79,092	202,800
										OPE	-	-	56,343	36,023	92,366
5200127	MMS X7485 AP	Manager 1	31X	PF	1	1.00	24	9	9264	SAL	-	-	135,625	86,711	222,336

Position Number	Classification	Classification Name	Sal Rng	Pos Type	Pos Cnt	FTE	Mos	Step	Rate	SAL/ OPE	Salary/OPE GF	LF	OF	FF	AF
										OPE	-	-	59,438	38,002	97,440
5200129	OAS C0435 AP	PROCUREMENT AND CONTRACT ASSIS	19	PF	1	1.00	24	7	4555	SAL	-	-	66,685	42,635	109,320
										OPE	-	-	41,534	26,555	68,089
5200130	OAS C5707 AP	INDUSTRIAL HYGIENIST 3	29	PF	1	1.00	24	10	8450	SAL	-	-	123,708	79,092	202,800
										OPE	-	-	56,343	36,023	92,366
5200131	OAS C3717 AP	CHEMIST 3	29	PF	1	1.00	24	10	8450	SAL	-	-	123,708	79,092	202,800
										OPE	-	-	56,343	36,023	92,366
5200132	OAS C3717 AP	CHEMIST 3	29	PF	1	1.00	24	10	8450	SAL	-	-	121,680	81,120	202,800
										OPE	-	-	55,420	36,946	92,366
5200133	OAS C3715 AP	CHEMIST 1	24	PF	1	1.00	24	5	5256	SAL	-	-	76,948	49,196	126,144
										OPE	-	-	44,200	28,259	72,459
5200135	OAS C1484 IP	INFORMATION SYSTEMS SPECIALIST 4	25	PF	1	1.00	24	10	7197	SAL	-	-	105,364	67,364	172,728
										OPE	-	-	51,580	32,977	84,557
5200138	OAS C0104 AP	OFFICE SPECIALIST 2	15	PF	1	1.00	24	5	3483	SAL	-	-	50,991	32,601	83,592
										OPE	-	-	37,459	23,949	61,408
5200203	OAS C0107 AP	ADMINISTRATIVE SPECIALIST 1	17	PF	1	1.00	24	10	4776	SAL	-	-	69,921	44,703	114,624
										OPE	-	-	42,375	27,092	69,467
Total Salary											-	-	26,919,257	9,493,261	36,412,518
Total OPE											-	-	12,927,015	4,622,216	17,549,231
Total Personal Services					**205**	**203.88**					**-**	**-**	**39,846,272**	**14,115,477**	**53,961,749**

Position Number	Classification	Classification Name	Sal Rng	Pos Type	Pos Cnt	FTE	Mos	Step	Rate	SAL/ OPE	Salary/OPE				
											GF	LF	OF	FF	AF
0000520	AT C1484 IP	INFORMATION SYSTEMS SPECIALIST 4	25	PF	1	1.00	24	10	7189	SAL	-	-	172,536	-	172,536
										OPE	-	-	84,506	-	84,506
0001076	OAS C1487 IP	INFORMATION SYSTEMS SPECIALIST 7	31	PF	1	1.00	24	10	9517	SAL	-	-	228,408	-	228,408
										OPE	-	-	99,017	-	99,017
1000581	OAS C0871 AP	OPERATIONS & POLICY ANALYST 2	27	PF	1	1.00	24	7	6664	SAL	-	-	159,936	-	159,936
										OPE	-	-	81,235	-	81,235
5000512	OAS C0104 AP	OFFICE SPECIALIST 2	15	PF	1	1.00	24	10	4356	SAL	-	-	-	104,544	104,544
										OPE	-	-	-	66,849	66,849
7000018	MMN X0873 AP	OPERATIONS & POLICY ANALYST 4	32	PF	1	1.00	24	9	10203	SAL	-	-	244,872	-	244,872
										OPE	-	-	103,292	-	103,292
7000025	OAS C1486 IP	INFORMATION SYSTEMS SPECIALIST 6	29	PF	1	1.00	24	3	6230	SAL	-	-	149,520	-	149,520
										OPE	-	-	78,529	-	78,529
7000029	OAS C1487 IP	INFORMATION SYSTEMS SPECIALIST 7	31	PF	1	1.00	24	3	6898	SAL	-	-	165,552	-	165,552
										OPE	-	-	82,693	-	82,693
7000030	OAS C1488 IP	INFORMATION SYSTEMS SPECIALIST 8	33	PF	1	1.00	24	10	10381	SAL	-	-	249,144	-	249,144
										OPE	-	-	104,403	-	104,403
7000032	OAS C1487 IP	INFORMATION SYSTEMS SPECIALIST 7	31	PF	1	1.00	24	3	6898	SAL	-	-	165,552	-	165,552
										OPE	-	-	82,693	-	82,693
7000033	OAS C1486 IP	INFORMATION SYSTEMS SPECIALIST 6	29	PF	1	1.00	24	3	6230	SAL	-	-	149,520	-	149,520
										OPE	-	-	78,529	-	78,529
7000037	OAS C1484 IP	INFORMATION SYSTEMS SPECIALIST 4	25	PF	1	0.50	12	3	5214	SAL	-	-	62,568	-	62,568
										OPE	-	-	36,097	-	36,097
7000040	OAS C1486 IP	INFORMATION SYSTEMS SPECIALIST 6	29	PF	1	0.88	21	3	6230	SAL	-	-	130,830	-	130,830
										OPE	-	-	68,712	-	68,712
7000042	OAS C1486 IP	INFORMATION SYSTEMS SPECIALIST 6	29	PF	1	0.88	21	3	6230	SAL	-	-	130,830	-	130,830
										OPE	-	-	68,712	-	68,712
7000043	OAS C1487 IP	INFORMATION SYSTEMS SPECIALIST 7	31	PF	1	0.75	18	3	6898	SAL	-	-	124,164	-	124,164
										OPE	-	-	62,019	-	62,019
7000046	OAS C1488 IP	INFORMATION SYSTEMS SPECIALIST 8	33	PF	1	0.50	12	3	7518	SAL	-	-	90,216	-	90,216
										OPE	-	-	43,279	-	43,279
7000056	OAS C1486 IP	INFORMATION SYSTEMS SPECIALIST 6	29	PF	1	0.88	21	3	6230	SAL	-	-	130,830	-	130,830

Position Number	Classification	Classification Name	Sal Rng	Pos Type	Pos Cnt	FTE	Mos	Step	Rate	SAL/ OPE	Salary/OPE GF	LF	OF	FF	AF
										OPE	-	-	68,712	-	68,712
7000057	OAS C1485 IP	INFORMATION SYSTEMS SPECIALIST 5	28	PF	1	0.88	21	3	5825	SAL	-	-	122,325	-	122,325
										OPE	-	-	66,504	-	66,504
7000060	OAS C1118 AP	RESEARCH ANALYST 4	30	PF	1	0.88	21	3	6350	SAL	-	-	133,350	-	133,350
										OPE	-	-	69,366	-	69,366
7000061	OAS C1485 IP	INFORMATION SYSTEMS SPECIALIST 5	28	PF	1	1.00	24	3	5825	SAL	-	-	139,800	-	139,800
										OPE	-	-	76,005	-	76,005
7000063	OAS C1339 AP	TRAINING & DEVELOPMENT SPECIALIS	27	PF	1	0.88	21	3	5503	SAL	-	-	115,563	-	115,563
										OPE	-	-	64,748	-	64,748
7000064	OAS C1484 IP	INFORMATION SYSTEMS SPECIALIST 4	25	PF	1	1.00	24	3	5214	SAL	-	-	125,136	-	125,136
										OPE	-	-	72,197	-	72,197
7000067	OAS C1485 IP	INFORMATION SYSTEMS SPECIALIST 5	28	PF	1	1.00	24	3	5825	SAL	-	-	139,800	-	139,800
										OPE	-	-	76,005	-	76,005
7000401	OAS C1485 IP	INFORMATION SYSTEMS SPECIALIST 5	28	PF	1	1.00	24	10	8033	SAL	-	-	192,792	-	192,792
										OPE	-	-	89,767	-	89,767
7100002	OAS C1488 IP	INFORMATION SYSTEMS SPECIALIST 8	33	PF	1	1.00	24	10	10381	SAL	-	-	249,144	-	249,144
										OPE	-	-	104,403	-	104,403
7100003	OAS C1117 AP	RESEARCH ANALYST 3	26	PF	1	1.00	24	10	7327	SAL	-	-	175,848	-	175,848
										OPE	-	-	85,366	-	85,366
7100010	OAS C1488 IP	INFORMATION SYSTEMS SPECIALIST 8	33	PF	1	1.00	24	10	10381	SAL	-	-	249,144	-	249,144
										OPE	-	-	104,403	-	104,403
7100011	OAS C1487 IP	INFORMATION SYSTEMS SPECIALIST 7	31	PF	1	1.00	24	10	9517	SAL	-	-	228,408	-	228,408
										OPE	-	-	99,017	-	99,017
7100016	OAS C1487 IP	INFORMATION SYSTEMS SPECIALIST 7	31	PF	1	1.00	24	3	6898	SAL	-	-	165,552	-	165,552
										OPE	-	-	82,693	-	82,693
7100017	OAS C1118 AP	RESEARCH ANALYST 4	30	PF	1	1.00	24	10	8870	SAL	-	-	212,880	-	212,880
										OPE	-	-	94,984	-	94,984
7100018	MESN Z7883 IP	INFORMATION TECHNOLOGY MANAGEF	35X	PF	1	1.00	24	10	13661	SAL	-	-	327,864	-	327,864
										OPE	-	-	122,497	-	122,497
7100021	OAS C1487 IP	INFORMATION SYSTEMS SPECIALIST 7	31	PF	1	1.00	24	10	9517	SAL	-	-	228,408	-	228,408
										OPE	-	-	99,017	-	99,017

Position Number	Classification	Classification Name	Sal Rng	Pos Type	Pos Cnt	FTE	Mos	Step	Rate	SAL/ OPE	Salary/OPE				
											GF	LF	OF	FF	AF
7100022	OAS C1118 AP	RESEARCH ANALYST 4	30	PF	1	1.00	24	7	7678	SAL	-	-	184,272	-	184,272
										OPE	-	-	87,555	-	87,555
7100024	MMS X7884 IP	INFORMATION TECHNOLOGY MANAGEF	33X	PF	1	1.00	24	10	12394	SAL	-	-	297,456	-	297,456
										OPE	-	-	116,607	-	116,607
7100026	OAS C1486 IP	INFORMATION SYSTEMS SPECIALIST 6	29	PF	1	1.00	24	10	8606	SAL	-	-	206,544	-	206,544
										OPE	-	-	93,339	-	93,339
7100028	OAS C1487 IP	INFORMATION SYSTEMS SPECIALIST 7	31	PF	1	1.00	24	4	7223	SAL	-	-	173,352	-	173,352
										OPE	-	-	84,718	-	84,718
7100029	OAS C1487 IP	INFORMATION SYSTEMS SPECIALIST 7	31	PF	1	1.00	24	10	9517	SAL	-	-	228,408	-	228,408
										OPE	-	-	99,017	-	99,017
7100032	OAS C1488 IP	INFORMATION SYSTEMS SPECIALIST 8	33	PF	1	1.00	24	9	9914	SAL	-	-	237,936	-	237,936
										OPE	-	-	101,491	-	101,491
7100033	MMN X1164 AP	ECONOMIST 4	33	PF	1	1.00	24	7	9718	SAL	-	-	233,232	-	233,232
										OPE	-	-	100,269	-	100,269
7100035	OAS C1117 AP	RESEARCH ANALYST 3	26	PF	1	1.00	24	3	5256	SAL	-	-	126,144	-	126,144
										OPE	-	-	72,459	-	72,459
7100036	OAS C1484 IP	INFORMATION SYSTEMS SPECIALIST 4	25	PF	1	1.00	24	10	7197	SAL	-	-	172,728	-	172,728
										OPE	-	-	84,557	-	84,557
7100038	OAS C0870 AP	OPERATIONS & POLICY ANALYST 1	23	PF	1	1.00	24	4	4776	SAL	-	-	114,624	-	114,624
										OPE	-	-	69,467	-	69,467
7100039	OAS C1488 IP	INFORMATION SYSTEMS SPECIALIST 8	33	PF	1	1.00	24	3	7518	SAL	-	-	180,432	-	180,432
										OPE	-	-	86,557	-	86,557
7100042	OAS C1486 IP	INFORMATION SYSTEMS SPECIALIST 6	29	PF	1	1.00	24	10	8606	SAL	-	-	206,544	-	206,544
										OPE	-	-	93,339	-	93,339
7100057	OAS C1484 IP	INFORMATION SYSTEMS SPECIALIST 4	25	PF	1	1.00	24	10	7197	SAL	-	-	172,728	-	172,728
										OPE	-	-	84,557	-	84,557
7100058	OAS C1116 AP	RESEARCH ANALYST 2	23	PF	1	1.00	24	5	5019	SAL	-	-	120,456	-	120,456
										OPE	-	-	70,982	-	70,982
7100064	OAS C1488 IP	INFORMATION SYSTEMS SPECIALIST 8	33	PF	1	1.00	24	6	8631	SAL	-	-	207,144	-	207,144
										OPE	-	-	93,495	-	93,495
7100065	OAS C1485 IP	INFORMATION SYSTEMS SPECIALIST 5	28	PF	1	1.00	24	10	8033	SAL	-	-	192,792	-	192,792

Position Number	Classification	Classification Name	Sal Rng	Pos Type	Pos Cnt	FTE	Mos	Step	Rate	SAL/ OPE	Salary/OPE GF	LF	OF	FF	AF
										OPE	-	-	89,767	-	89,767
7100099	OAS C1487 IP	INFORMATION SYSTEMS SPECIALIST 7	31	PF	1	1.00	24	10	9517	SAL	-	-	228,408	-	228,408
										OPE	-	-	99,017	-	99,017
7100100	OAS C1487 IP	INFORMATION SYSTEMS SPECIALIST 7	31	PF	1	1.00	24	3	6898	SAL	-	-	165,552	-	165,552
										OPE	-	-	82,693	-	82,693
7100235	OAS C1486 IP	INFORMATION SYSTEMS SPECIALIST 6	29	PF	1	1.00	24	10	8606	SAL	-	-	206,544	-	206,544
										OPE	-	-	93,339	-	93,339
7100262	OAS C1486 IP	INFORMATION SYSTEMS SPECIALIST 6	29	PF	1	1.00	24	4	6523	SAL	-	-	156,552	-	156,552
										OPE	-	-	80,355	-	80,355
7100263	OAS C1487 IP	INFORMATION SYSTEMS SPECIALIST 7	31	PF	1	1.00	24	4	7223	SAL	-	-	173,352	-	173,352
										OPE	-	-	84,718	-	84,718
7100264	OAS C1486 IP	INFORMATION SYSTEMS SPECIALIST 6	29	PF	1	1.00	24	10	8606	SAL	-	-	206,544	-	206,544
										OPE	-	-	93,339	-	93,339
7100265	OAS C1485 IP	INFORMATION SYSTEMS SPECIALIST 5	28	PF	1	1.00	24	9	7675	SAL	-	-	184,200	-	184,200
										OPE	-	-	87,536	-	87,536
7100301	OAS C1486 IP	INFORMATION SYSTEMS SPECIALIST 6	29	PF	1	1.00	24	10	8606	SAL	-	-	206,544	-	206,544
										OPE	-	-	93,339	-	93,339
7100308	OAS C1488 IP	INFORMATION SYSTEMS SPECIALIST 8	33	PF	1	1.00	24	9	9914	SAL	-	-	237,936	-	237,936
										OPE	-	-	101,491	-	101,491
7100329	OAS C1484 IP	INFORMATION SYSTEMS SPECIALIST 4	25	PF	1	1.00	24	10	7197	SAL	-	-	172,728	-	172,728
										OPE	-	-	84,557	-	84,557
7100331	OAS C1485 IP	INFORMATION SYSTEMS SPECIALIST 5	28	PF	1	1.00	24	5	6388	SAL	-	-	153,312	-	153,312
										OPE	-	-	79,514	-	79,514
7100336	OAS C1486 IP	INFORMATION SYSTEMS SPECIALIST 6	29	PF	1	1.00	24	10	8606	SAL	-	-	206,544	-	206,544
										OPE	-	-	93,339	-	93,339
7100337	OAS C1485 IP	INFORMATION SYSTEMS SPECIALIST 5	28	PF	1	1.00	24	10	8033	SAL	-	-	192,792	-	192,792
										OPE	-	-	89,767	-	89,767
7100338	OAS C1484 IP	INFORMATION SYSTEMS SPECIALIST 4	25	PF	1	1.00	24	10	7197	SAL	-	-	172,728	-	172,728
										OPE	-	-	84,557	-	84,557
7100339	OAS C1485 IP	INFORMATION SYSTEMS SPECIALIST 5	28	PF	1	1.00	24	4	6099	SAL	-	-	146,376	-	146,376
										OPE	-	-	77,714	-	77,714

Position Number	Classification	Classification Name	Sal Rng	Pos Type	Pos Cnt	FTE	Mos	Step	Rate	SAL/ OPE	Salary/OPE				
											GF	LF	OF	FF	AF
7100341	OAS C1486 IP	INFORMATION SYSTEMS SPECIALIST 6	29	PF	1	1.00	24	8	7846	SAL	-	-	188,304	-	188,304
										OPE	-	-	88,601	-	88,601
7100342	MMS X7884 IP	INFORMATION TECHNOLOGY MANAGEF	33X	PF	1	1.00	24	10	12394	SAL	-	-	297,456	-	297,456
										OPE	-	-	116,607	-	116,607
7100343	MMS X1412 IP	APPLICATIONS SYSTEMS MANAGER	34	PF	1	1.00	24	9	11253	SAL	-	-	270,072	-	270,072
										OPE	-	-	109,820	-	109,820
7100385	OAS C1117 AP	RESEARCH ANALYST 3	26	PF	1	1.00	24	8	6664	SAL	-	-	159,936	-	159,936
										OPE	-	-	81,235	-	81,235
7100416	OAS C1488 IP	INFORMATION SYSTEMS SPECIALIST 8	33	PF	1	1.00	24	10	10381	SAL	-	-	249,144	-	249,144
										OPE	-	-	104,403	-	104,403
7100417	OAS C1118 AP	RESEARCH ANALYST 4	30	PF	1	1.00	24	5	6982	SAL	-	-	167,568	-	167,568
										OPE	-	-	83,216	-	83,216
7100419	OAS C1488 IP	INFORMATION SYSTEMS SPECIALIST 8	33	PF	1	1.00	24	9	9914	SAL	-	-	237,936	-	237,936
										OPE	-	-	101,491	-	101,491
7100428	OAS C1116 AP	RESEARCH ANALYST 2	23	PF	1	1.00	24	4	4776	SAL	-	-	114,624	-	114,624
										OPE	-	-	69,467	-	69,467
7100474	OAS C1488 IP	INFORMATION SYSTEMS SPECIALIST 8	33	PF	1	1.00	24	10	10381	SAL	-	-	249,144	-	249,144
										OPE	-	-	104,403	-	104,403
7100484	OAS C1487 IP	INFORMATION SYSTEMS SPECIALIST 7	31	PF	1	1.00	24	10	9517	SAL	-	-	228,408	-	228,408
										OPE	-	-	99,017	-	99,017
7100490	OAS C1487 IP	INFORMATION SYSTEMS SPECIALIST 7	31	PF	1	1.00	24	10	9517	SAL	-	-	228,408	-	228,408
										OPE	-	-	99,017	-	99,017
7100513	OAS C1487 IP	INFORMATION SYSTEMS SPECIALIST 7	31	PF	1	1.00	24	10	9517	SAL	-	-	228,408	-	228,408
										OPE	-	-	99,017	-	99,017
7100589	OAS C1117 AP	RESEARCH ANALYST 3	26	PF	1	1.00	24	10	7327	SAL	-	-	175,848	-	175,848
										OPE	-	-	85,366	-	85,366
7100606	OAS C1487 IP	INFORMATION SYSTEMS SPECIALIST 7	31	PF	1	1.00	24	10	9517	SAL	-	-	228,408	-	228,408
										OPE	-	-	99,017	-	99,017
7100626	OAS C1488 IP	INFORMATION SYSTEMS SPECIALIST 8	33	PF	1	1.00	24	10	10381	SAL	-	-	249,144	-	249,144
										OPE	-	-	104,403	-	104,403
7100640	MMN X1488 IP	INFORMATION SYSTEMS SPECIALIST 8	32	PF	1	1.00	24	9	10573	SAL	-	-	253,752	-	253,752

Position Number	Classification	Classification Name	Sal Rng	Pos Type	Pos Cnt	FTE	Mos	Step	Rate	SAL/ OPE	Salary/OPE GF	LF	OF	FF	AF
										OPE	-	-	105,598	-	105,598
7100641	OAS C1486 IP	INFORMATION SYSTEMS SPECIALIST 6	29	PF	1	1.00	24	6	7152	SAL	-	-	171,648	-	171,648
										OPE	-	-	84,276	-	84,276
7100674	MMS X7894 IP	INFORMATION TECHNOLOGY APPLICAT	33X	PF	1	1.00	24	9	11802	SAL	-	-	283,248	-	283,248
										OPE	-	-	113,188	-	113,188
7100677	MESN Z7724 AF	RESEARCH ANALYSIS AND STATISTICS	33X	PF	1	1.00	24	8	9718	SAL	-	-	233,232	-	233,232
										OPE	-	-	100,269	-	100,269
7100680	OAS C1118 AP	RESEARCH ANALYST 4	30	PF	1	1.00	24	3	6350	SAL	-	-	152,400	-	152,400
										OPE	-	-	79,278	-	79,278
7100681	OAS C1487 IP	INFORMATION SYSTEMS SPECIALIST 7	31	PF	1	1.00	24	10	9517	SAL	-	-	228,408	-	228,408
										OPE	-	-	99,017	-	99,017
7100684	OAS C1486 IP	INFORMATION SYSTEMS SPECIALIST 6	29	PF	1	1.00	24	10	8606	SAL	-	-	206,544	-	206,544
										OPE	-	-	93,339	-	93,339
7100689	OAS C1484 IP	INFORMATION SYSTEMS SPECIALIST 4	25	PF	1	1.00	24	3	5214	SAL	-	-	125,136	-	125,136
										OPE	-	-	72,197	-	72,197
7100705	OAS C1486 IP	INFORMATION SYSTEMS SPECIALIST 6	29	PF	1	1.00	24	3	6230	SAL	-	-	149,520	-	149,520
										OPE	-	-	78,529	-	78,529
7100708	OAS C1487 IP	INFORMATION SYSTEMS SPECIALIST 7	31	PF	1	1.00	24	10	9517	SAL	-	-	228,408	-	228,408
										OPE	-	-	99,017	-	99,017
7100752	OAS C1118 AP	RESEARCH ANALYST 4	30	PF	1	1.00	24	10	8870	SAL	-	-	212,880	-	212,880
										OPE	-	-	94,984	-	94,984
7100755	OAS C1487 IP	INFORMATION SYSTEMS SPECIALIST 7	31	PF	1	1.00	24	10	9517	SAL	-	-	228,408	-	228,408
										OPE	-	-	99,017	-	99,017
7100756	OAS C1487 IP	INFORMATION SYSTEMS SPECIALIST 7	31	PF	1	1.00	24	6	7919	SAL	-	-	190,056	-	190,056
										OPE	-	-	89,056	-	89,056
7100757	OAS C1485 IP	INFORMATION SYSTEMS SPECIALIST 5	28	PF	1	1.00	24	6	6688	SAL	-	-	160,512	-	160,512
										OPE	-	-	81,384	-	81,384
7100759	OAS C1487 IP	INFORMATION SYSTEMS SPECIALIST 7	31	PF	1	1.00	24	10	9517	SAL	-	-	228,408	-	228,408
										OPE	-	-	99,017	-	99,017
7100760	OAS C1485 IP	INFORMATION SYSTEMS SPECIALIST 5	28	PF	1	1.00	24	9	7675	SAL	-	-	184,200	-	184,200
										OPE	-	-	87,536	-	87,536

Position Number	Classification	Classification Name	Sal Rng	Pos Type	Pos Cnt	FTE	Mos	Step	Rate	SAL/ OPE	Salary/OPE				
											GF	LF	OF	FF	AF
9000460	OAS C0104 AP	OFFICE SPECIALIST 2	15	PF	1	1.00	24	7	3790	SAL	-	-	-	90,960	90,960
										OPE	-	-	-	63,321	63,321
Total Salary											-	-	17,534,964	195,504	17,730,468
Total OPE											-	-	8,123,633	130,170	8,253,803
Total Personal Services					**94**	**92.03**					**-**	**-**	**25,658,597**	**325,674**	**25,984,271**

Position Number	Classification	Classification Name	Sal Rng	Pos Type	Pos Cnt	FTE	Mos	Step	Rate	SAL/ OPE	Salary/OPE				
											GF	LF	OF	FF	AF
0004772	MMN X1218 AP	ACCOUNTANT 3	30	PF	1	1.00	24	9	9264	SAL	-	-	222,336	-	222,336
										OPE	-	-	97,440	-	97,440
0004896	AT C1217 AP	ACCOUNTANT 2	27	PF	1	1.00	24	6	6346	SAL	-	-	152,304	-	152,304
										OPE	-	-	79,252	-	79,252
0101001	UA C0212 AP	ACCOUNTING TECHNICIAN	19	PF	1	1.00	24	5	4153	SAL	-	-	99,672	-	99,672
										OPE	-	-	65,584	-	65,584
1000012	MMN X0873 AP	OPERATIONS & POLICY ANALYST 4	32	PF	1	1.00	24	1	6930	SAL	-	-	166,320	-	166,320
										OPE	-	-	82,892	-	82,892
2100573	OAS C0107 AP	ADMINISTRATIVE SPECIALIST 1	17	PF	1	1.00	24	10	4776	SAL	-	-	114,624	-	114,624
										OPE	-	-	69,467	-	69,467
7000000	OAS C0107 AP	ADMINISTRATIVE SPECIALIST 1	17	PF	1	1.00	24	9	4555	SAL	-	-	109,320	-	109,320
										OPE	-	-	68,089	-	68,089
7000002	OAS C0870 AP	OPERATIONS & POLICY ANALYST 1	23	PF	1	1.00	24	10	6350	SAL	-	-	152,400	-	152,400
										OPE	-	-	79,278	-	79,278
7000008	OAS C0212 AP	ACCOUNTING TECHNICIAN	19	PF	1	1.00	24	10	5256	SAL	-	-	126,144	-	126,144
										OPE	-	-	72,459	-	72,459
7000009	OAS C0212 AP	ACCOUNTING TECHNICIAN	19	PF	1	1.00	24	8	4776	SAL	-	-	114,624	-	114,624
										OPE	-	-	69,467	-	69,467
7000011	MMN X1245 AP	FISCAL ANALYST 3	30	PF	1	1.00	24	9	9264	SAL	-	-	222,336	-	222,336
										OPE	-	-	97,440	-	97,440
7000021	MESN Z7081 AF	BUSINESS OPERATIONS ADMINISTRATC	40X	PF	1	1.00	24	10	15046	SAL	-	-	361,104	-	361,104
										OPE	-	-	128,936	-	128,936
7000022	OAS C0108 AP	ADMINISTRATIVE SPECIALIST 2	20	PF	1	1.00	24	5	4356	SAL	-	-	104,544	-	104,544
										OPE	-	-	66,849	-	66,849
7000026	OAS C1217 AP	ACCOUNTANT 2	27	PF	1	1.00	24	3	5503	SAL	-	-	132,072	-	132,072
										OPE	-	-	73,998	-	73,998
7000027	OAS C0872 AP	OPERATIONS & POLICY ANALYST 3	30	PF	1	1.00	24	7	7678	SAL	-	-	184,272	-	184,272
										OPE	-	-	87,555	-	87,555
7000028	OAS C5246 AP	COMPLIANCE SPECIALIST 1	21	PF	1	1.00	24	10	5771	SAL	-	-	138,504	-	138,504
										OPE	-	-	75,669	-	75,669
7000055	OAS C0212 AP	ACCOUNTING TECHNICIAN	19	PF	1	1.00	24	4	3964	SAL	-	-	95,136	-	95,136

Position Number	Classification	Classification Name	Sal Rng	Pos Type	Pos Cnt	FTE	Mos	Step	Rate	SAL/ OPE	Salary/OPE GF	LF	OF	FF	AF
										OPE	-	-	64,406	-	64,406
7000070	MMS X7074 AP	BUDGET AND FISCAL MANAGER 2	33X	PF	1	1.00	24	3	7630	SAL	-	-	183,120	-	183,120
										OPE	-	-	87,255	-	87,255
7000100	MMN X1245 AP	FISCAL ANALYST 3	30	PF	1	1.00	24	3	6930	SAL	-	-	166,320	-	166,320
										OPE	-	-	82,892	-	82,892
7000101	OAS C1243 AP	FISCAL ANALYST 1	23	PF	1	1.00	24	7	5503	SAL	-	-	132,072	-	132,072
										OPE	-	-	73,998	-	73,998
7000102	OAS C0871 AP	OPERATIONS & POLICY ANALYST 2	27	PF	1	1.00	24	10	7678	SAL	-	-	184,272	-	184,272
										OPE	-	-	87,555	-	87,555
7000178	OAS C0212 AP	ACCOUNTING TECHNICIAN	19	PF	1	1.00	24	10	5256	SAL	-	-	126,144	-	126,144
										OPE	-	-	72,459	-	72,459
7000236	MESN Z7073 AF	Budget and Fiscal Manager 3		PF	1	1.00	24	10	11802	SAL	-	-	283,248	-	283,248
										OPE	-	-	113,188	-	113,188
7000242	OAS C1244 AP	FISCAL ANALYST 2	27	PF	1	1.00	24	6	6350	SAL	-	-	152,400	-	152,400
										OPE	-	-	79,278	-	79,278
7000281	MENN Z0119 AF	EXECUTIVE SUPPORT SPECIALIST 2	20	PF	1	1.00	24	3	4277	SAL	-	-	102,648	-	102,648
										OPE	-	-	66,358	-	66,358
7000328	MMS X7086 AP	BUSINESS OPERATIONS SUPERVISOR :	28X	PF	1	1.00	24	9	8015	SAL	-	-	192,360	-	192,360
										OPE	-	-	89,655	-	89,655
7000366	OAS C0212 AP	ACCOUNTING TECHNICIAN	19	PF	1	1.00	24	10	5256	SAL	-	-	126,144	-	126,144
										OPE	-	-	72,459	-	72,459
7000378	OAS C5641 AP	FISCAL AUDITOR 1	23	PF	1	1.00	24	9	6051	SAL	-	-	145,224	-	145,224
										OPE	-	-	77,414	-	77,414
7000409	OAS C0212 AP	ACCOUNTING TECHNICIAN	19	PF	1	1.00	24	5	4155	SAL	-	-	99,720	-	99,720
										OPE	-	-	65,597	-	65,597
7000475	MMS X7086 AP	BUSINESS OPERATIONS SUPERVISOR :	28X	PF	1	1.00	24	10	8408	SAL	-	-	201,792	-	201,792
										OPE	-	-	92,104	-	92,104
7000476	OAS C0212 AP	ACCOUNTING TECHNICIAN	19	PF	1	1.00	24	10	5256	SAL	-	-	126,144	-	126,144
										OPE	-	-	72,459	-	72,459
7000478	OAS C0212 AP	ACCOUNTING TECHNICIAN	19	PF	1	1.00	24	6	4356	SAL	-	-	104,544	-	104,544
										OPE	-	-	66,849	-	66,849

Position Number	Classification	Classification Name	Sal Rng	Pos Type	Pos Cnt	FTE	Mos	Step	Rate	SAL/ OPE	Salary/OPE				
											GF	LF	OF	FF	AF
7000483	OAS C0212 AP	ACCOUNTING TECHNICIAN	19	PF	1	1.00	24	6	4356	SAL	-	-	104,544	-	104,544
										OPE	-	-	66,849	-	66,849
7000541	OAS C1216 AP	ACCOUNTANT 1	23	PF	1	1.00	24	7	5503	SAL	-	-	132,072	-	132,072
										OPE	-	-	73,998	-	73,998
7000576	OAS C1217 AP	ACCOUNTANT 2	27	PF	1	1.00	24	10	7678	SAL	-	-	184,272	-	184,272
										OPE	-	-	87,555	-	87,555
7000632	OAS C0108 AP	ADMINISTRATIVE SPECIALIST 2	20	PF	1	1.00	24	3	3964	SAL	-	-	95,136	-	95,136
										OPE	-	-	64,406	-	64,406
7000634	OAS C0212 AP	ACCOUNTING TECHNICIAN	19	PF	1	1.00	24	7	4555	SAL	-	-	109,320	-	109,320
										OPE	-	-	68,089	-	68,089
7000658	MESN Z7034 AF	ACCOUNTING MANAGER 2	33X	PF	1	1.00	24	10	10720	SAL	-	-	257,280	-	257,280
										OPE	-	-	106,515	-	106,515
7000739	OAS C0212 AP	ACCOUNTING TECHNICIAN	19	PF	1	1.00	24	8	4776	SAL	-	-	114,624	-	114,624
										OPE	-	-	69,467	-	69,467
7000786	OAS C5641 AP	FISCAL AUDITOR 1	23	PF	1	1.00	24	10	6350	SAL	-	-	152,400	-	152,400
										OPE	-	-	79,278	-	79,278
7000791	OAS C1216 AP	ACCOUNTANT 1	23	PF	1	1.00	24	10	6350	SAL	-	-	152,400	-	152,400
										OPE	-	-	79,278	-	79,278
Total Salary											-	-	6,123,912	-	6,123,912
Total OPE											-	-	3,173,736	-	3,173,736
Total Personal Services					**40**	**40.00**					**-**	**-**	**9,297,648**	**-**	**9,297,648**

Position Number	Classification	Classification Name	Sal Rng	Pos Type	Pos Cnt	FTE	Mos	Step	Rate	SAL/ OPE	Salary/OPE				
											GF	LF	OF	FF	AF
0004893	MMN X1321 AP	HUMAN RESOURCE ANALYST 2	26	PF	1	1.00	24	4	5985	SAL	-	-	143,640	-	143,640
										OPE	-	-	77,002	-	77,002
1000006	MMN X1320 AP	HUMAN RESOURCE ANALYST 1	23	PF	1	1.00	24	9	6601	SAL	-	-	158,424	-	158,424
										OPE	-	-	80,842	-	80,842
1000007	MMN X1339 AP	TRAINING & DEVELOPMENT SPECIALIS	27	PF	1	1.00	24	9	8015	SAL	-	-	192,360	-	192,360
										OPE	-	-	89,655	-	89,655
1000010	MMN X1321 AP	HUMAN RESOURCE ANALYST 2	26	PF	1	1.00	24	3	5700	SAL	-	-	136,800	-	136,800
										OPE	-	-	75,226	-	75,226
1000101	MMC X0107 AP	ADMINISTRATIVE SPECIALIST 1	17	PF	1	1.00	24	3	3695	SAL	-	-	88,680	-	88,680
										OPE	-	-	62,729	-	62,729
1100000	MMC X1321 AP	HUMAN RESOURCE ANALYST 2	26	PF	1	1.00	24	5	6282	SAL	-	-	150,768	-	150,768
										OPE	-	-	78,854	-	78,854
1100056	MMC X1322 AP	HUMAN RESOURCE ANALYST 3	29	PF	1	1.00	24	4	6930	SAL	-	-	166,320	-	166,320
										OPE	-	-	82,892	-	82,892
1100327	MMN X1321 AP	HUMAN RESOURCE ANALYST 2	26	PF	1	1.00	24	9	7630	SAL	-	-	183,120	-	183,120
										OPE	-	-	87,255	-	87,255
1100396	MMN X1320 AP	HUMAN RESOURCE ANALYST 1	23	PF	1	1.00	24	9	6601	SAL	-	-	158,424	-	158,424
										OPE	-	-	80,842	-	80,842
1100541	MMS X7344 AP	Human Resources Manager 2		PF	1	1.00	24	10	10720	SAL	-	-	257,280	-	257,280
										OPE	-	-	106,515	-	106,515
1100742	MMC X1322 AP	HUMAN RESOURCE ANALYST 3	29	PF	1	1.00	24	3	6601	SAL	-	-	158,424	-	158,424
										OPE	-	-	80,842	-	80,842
1100743	MMC X1322 AP	HUMAN RESOURCE ANALYST 3	29	PF	1	1.00	24	9	8831	SAL	-	-	211,944	-	211,944
										OPE	-	-	94,741	-	94,741
1100744	MESN Z7343 AF	Human Resources Manager 3		PF	1	1.00	24	10	11802	SAL	-	-	283,248	-	283,248
										OPE	-	-	113,188	-	113,188
Total Salary											-	-	2,289,432	-	2,289,432
Total OPE											-	-	1,110,583	-	1,110,583
Total Personal Services					**13**	**13.00**					**-**	**-**	**3,400,015**	**-**	**3,400,015**

Position Number	Classification	Classification Name	Sal Rng	Pos Type	Pos Cnt	FTE	Mos	Step	Rate	SAL/ OPE	Salary/OPE GF	LF	OF	FF	AF
1000000	MMN X0872 AP	OPERATIONS & POLICY ANALYST 3	30	PF	1	1.00	24	9	9264	SAL	-	-	222,336	-	222,336
										OPE	-	-	97,440	-	97,440
1000002	MENN Z7663 AF	COMMUNICATIONS MANAGER 3	35X	PF	1	1.00	24	10	11802	SAL	-	-	283,248	-	283,248
										OPE	-	-	113,188	-	113,188
1000003	OAS C0865 AP	PUBLIC AFFAIRS SPECIALIST 2	29	PF	1	1.00	24	8	7678	SAL	-	-	184,272	-	184,272
										OPE	-	-	87,555	-	87,555
1000004	OAS C0108 AP	ADMINISTRATIVE SPECIALIST 2	20	PF	1	1.00	24	7	4776	SAL	-	-	114,624	-	114,624
										OPE	-	-	69,467	-	69,467
1000008	MENN Z0830 AF	EXECUTIVE ASSISTANT	25	PF	1	1.00	24	9	7274	SAL	-	-	174,576	-	174,576
										OPE	-	-	85,036	-	85,036
1000169	OAS C2512 AP	ELECTRONIC PUBLISHING DESIGN SPE	24	PF	1	1.00	24	10	6664	SAL	-	-	159,936	-	159,936
										OPE	-	-	81,235	-	81,235
1000351	MMN X0865 AP	PUBLIC AFFAIRS SPECIALIST 2	29	PF	1	1.00	24	3	6601	SAL	-	-	158,424	-	158,424
										OPE	-	-	80,842	-	80,842
1000432	MEAH Z7583 HF	AGENCY HEAD 3	45X	PF	1	1.00	24	10	20474	SAL	-	-	491,376	-	491,376
										OPE	-	-	154,170	-	154,170
1000441	MESN Z7595 DF	DEPUTY/CHIEF 5	42X	PF	1	1.00	24	10	17088	SAL	-	-	410,112	-	410,112
										OPE	-	-	138,429	-	138,429
1000484	MMN X0865 AP	PUBLIC AFFAIRS SPECIALIST 2	29	PF	1	1.00	24	7	8015	SAL	-	-	192,360	-	192,360
										OPE	-	-	89,655	-	89,655
1000652	MENN Z7598 AF	CONSULTANT ADVISOR 1	35X	PF	1	1.00	24	10	11802	SAL	-	-	283,248	-	283,248
										OPE	-	-	113,188	-	113,188
1000664	MMN X5618 AP	INTERNAL AUDITOR 3	31	PF	1	1.00	24	9	9718	SAL	-	-	233,232	-	233,232
										OPE	-	-	100,269	-	100,269
5000012	MMN X0865 AP	PUBLIC AFFAIRS SPECIALIST 2	29	PF	1	1.00	24	9	8831	SAL	-	-	211,944	-	211,944
										OPE	-	-	94,741	-	94,741
5000462	OAS C2512 AP	ELECTRONIC PUBLISHING DESIGN SPE	24	PF	1	1.00	24	5	5256	SAL	-	-	126,144	-	126,144
										OPE	-	-	72,459	-	72,459
7100101	MMN X0873 AP	OPERATIONS & POLICY ANALYST 4	32	PF	1	1.00	24	9	10203	SAL	-	-	244,872	-	244,872
										OPE	-	-	103,292	-	103,292
7100166	MENN Z7663 AF	COMMUNICATIONS MANAGER 3	35X	PF	1	1.00	24	9	11253	SAL	-	-	270,072	-	270,072

Position Number	Classification	Classification Name	Sal Rng	Pos Type	Pos Cnt	FTE	Mos	Step	Rate	SAL/ OPE	Salary/OPE GF	LF	OF	FF	AF
										OPE	-	-	109,820	-	109,820
7100782	OAS C2512 AP	ELECTRONIC PUBLISHING DESIGN SPE	24	PF	1	1.00	24	5	5256	SAL	-	-	126,144	-	126,144
										OPE	-	-	72,459	-	72,459
Total Salary											-	-	3,886,920	-	3,886,920
Total OPE											-	-	1,663,245	-	1,663,245
Total Personal Services					**17**	**17.00**					**-**	**-**	**5,550,165**	**-**	**5,550,165**

Position Number	Classification	Classification Name	Sal Rng	Pos Type	Pos Cnt	FTE	Mos	Step	Rate	SAL/ OPE	Salary/OPE GF	LF	OF	FF	AF
0003023	OAS C0437 AP	PROCUREMENT & CONTRACT SPECIAL	27	PF	1	1.00	24	10	7678	SAL	-	-	184,272	-	184,272
										OPE	-	-	87,555	-	87,555
2200518	OAS C0104 AP	OFFICE SPECIALIST 2	15	PF	1	1.00	24	6	3629	SAL	-	-	87,096	-	87,096
										OPE	-	-	62,318	-	62,318
3000051	OAS C0103 AP	OFFICE SPECIALIST 1	13	PF	1	1.00	24	5	3215	SAL	-	-	77,160	-	77,160
										OPE	-	-	59,738	-	59,738
7000004	OAS C0855 AP	PROJECT MANAGER 2	30	PF	1	1.00	24	3	6350	SAL	-	-	152,400	-	152,400
										OPE	-	-	79,278	-	79,278
7000005	OAS C0437 AP	PROCUREMENT & CONTRACT SPECIAL	27	PF	1	1.00	24	6	6350	SAL	-	-	152,400	-	152,400
										OPE	-	-	79,278	-	79,278
7000014	OAS C0437 AP	PROCUREMENT & CONTRACT SPECIAL	27	PF	1	1.00	24	3	5503	SAL	-	-	132,072	-	132,072
										OPE	-	-	73,998	-	73,998
7000019	OAS C0438 AP	PROCUREMENT & CONTRACT SPECIAL	29	PF	1	1.00	24	10	8450	SAL	-	-	202,800	-	202,800
										OPE	-	-	92,366	-	92,366
7000269	OAS C0759 AP	SUPPLY SPECIALIST 2	20	PF	1	1.00	24	8	5019	SAL	-	-	120,456	-	120,456
										OPE	-	-	70,982	-	70,982
7000350	MESN Z7084 AF	BUSINESS OPERATIONS MANAGER 2	33X	PF	1	1.00	24	10	10720	SAL	-	-	257,280	-	257,280
										OPE	-	-	106,515	-	106,515
7000354	OAS C0758 AP	SUPPLY SPECIALIST 1	14	PF	1	1.00	24	10	4155	SAL	-	-	99,720	-	99,720
										OPE	-	-	65,597	-	65,597
7000377	OAS C0759 AP	SUPPLY SPECIALIST 2	20	PF	1	1.00	24	10	5503	SAL	-	-	132,072	-	132,072
										OPE	-	-	73,998	-	73,998
7000557	OAS C0103 AP	OFFICE SPECIALIST 1	13	PF	1	1.00	24	7	3483	SAL	-	-	83,592	-	83,592
										OPE	-	-	61,408	-	61,408
7100998	OAS C0107 AP	ADMINISTRATIVE SPECIALIST 1	17	PF	1	1.00	24	10	4776	SAL	-	-	114,624	-	114,624
										OPE	-	-	69,467	-	69,467
7100999	OAS C0103 AP	OFFICE SPECIALIST 1	13	PP	1	0.50	12	10	3964	SAL	-	-	47,568	-	47,568
										OPE	-	-	32,202	-	32,202
9000814	OAS C0436 AP	PROCUREMENT & CONTRACT SPECIAL	23	PF	1	1.00	24	10	6350	SAL	-	-	152,400	-	152,400
										OPE	-	-	79,278	-	79,278
Total Salary											-	-	1,995,912	-	1,995,912

Position Number	Classification	Classification Name	Sal Rng	Pos Type	Pos Cnt	FTE	Mos	Step	Rate	SAL/ OPE	Salary/OPE GF	LF	OF	FF	AF
Total OPE											-	-	1,093,978	-	1,093,978
Total Personal Services					**15**	**14.50**					**-**	**-**	**3,089,890**	**-**	**3,089,890**

Position Number	Classification	Classification Name	Sal Rng	Pos Type	Pos Cnt	FTE	Mos	Step	Rate	SAL/ OPE	Salary/OPE GF	LF	OF	FF	AF
1100745	MMN X0872 AP	OPERATIONS & POLICY ANALYST 3	30	PF	1	1.00	24	9	9264	SAL	-	-	222,336	-	222,336
										OPE	-	-	97,440	-	97,440
Total Salary											-	-	222,336	-	222,336
Total OPE											-	-	97,440	-	97,440
Total Personal Services					**1**	**1.00**					**-**	**-**	**319,776**	**-**	**319,776**

Position Number	Classification	Classification Name	Sal Rng	Pos Type	Pos Cnt	FTE	Mos	Step	Rate	SAL/ OPE	Salary/OPE				
											GF	LF	OF	FF	AF
0001027	OAS C0861 AP	PROGRAM ANALYST 2	27	PF	1	1.00	24	10	7678	SAL	-	-	184,272	-	184,272
										OPE	-	-	87,555	-	87,555
0001033	OAS C1483 IP	INFORMATION SYSTEMS SPECIALIST 3	24	PF	1	1.00	24	10	6628	SAL	-	-	159,072	-	159,072
										OPE	-	-	81,010	-	81,010
0001034	OAS C5246 AP	COMPLIANCE SPECIALIST 1	21	PF	1	1.00	24	10	5771	SAL	-	-	138,504	-	138,504
										OPE	-	-	75,669	-	75,669
0001037	MMN X0873 AP	OPERATIONS & POLICY ANALYST 4	32	PF	1	1.00	24	3	7630	SAL	-	-	183,120	-	183,120
										OPE	-	-	87,255	-	87,255
0001041	OAS C0872 AP	OPERATIONS & POLICY ANALYST 3	30	PF	1	1.00	24	8	8057	SAL	-	-	193,368	-	193,368
										OPE	-	-	89,917	-	89,917
0001045	OAS C5247 AP	COMPLIANCE SPECIALIST 2	25	PF	1	1.00	24	4	5256	SAL	-	-	126,144	-	126,144
										OPE	-	-	72,459	-	72,459
0001046	OAS C1487 IP	INFORMATION SYSTEMS SPECIALIST 7	31	PF	1	0.88	21	3	6898	SAL	-	-	144,858	-	144,858
										OPE	-	-	72,356	-	72,356
0001048	OAS C5675 AP	FINANCIAL EXAMINER 1	24	PF	1	0.88	21	3	4776	SAL	-	-	100,296	-	100,296
										OPE	-	-	60,783	-	60,783
0001049	OAS C5676 AP	FINANCIAL EXAMINER 2	27	PF	1	0.88	21	3	5503	SAL	-	-	115,563	-	115,563
										OPE	-	-	64,748	-	64,748
0001050	MMN X0872 AP	OPERATIONS & POLICY ANALYST 3	30	PF	1	0.88	21	3	6930	SAL	-	-	145,530	-	145,530
										OPE	-	-	72,530	-	72,530
0001116	OAS C0324 AP	PUBLIC SERVICE REPRESENTATIVE 4	20	PF	1	1.00	24	10	5503	SAL	-	-	132,072	-	132,072
										OPE	-	-	73,998	-	73,998
0001117	OAS C2511 AP	ELECTRONIC PUBLISHING DESIGN SPE	22	PF	1	1.00	24	10	6051	SAL	-	-	145,224	-	145,224
										OPE	-	-	77,414	-	77,414
0001118	OAS C0108 AP	ADMINISTRATIVE SPECIALIST 2	20	PF	1	1.00	24	9	5256	SAL	-	-	126,144	-	126,144
										OPE	-	-	72,459	-	72,459
0001119	OAS C0872 AP	OPERATIONS & POLICY ANALYST 3	30	PF	1	1.00	24	10	8870	SAL	-	-	212,880	-	212,880
										OPE	-	-	94,984	-	94,984
0001121	OAS C1117 AP	RESEARCH ANALYST 3	26	PF	1	1.00	24	10	7327	SAL	-	-	175,848	-	175,848
										OPE	-	-	85,366	-	85,366
0002002	OAS C0872 AP	OPERATIONS & POLICY ANALYST 3	30	PF	1	1.00	24	6	7327	SAL	-	-	175,848	-	175,848

Position Number	Classification	Classification Name	Sal Rng	Pos Type	Pos Cnt	FTE	Mos	Step	Rate	SAL/ OPE	Salary/OPE GF	LF	OF	FF	AF
										OPE	-	-	85,366	-	85,366
0003000	OAS C0861 AP	PROGRAM ANALYST 2	27	PF	1	1.00	24	3	5503	SAL	-	-	132,072	-	132,072
										OPE	-	-	73,998	-	73,998
0003001	MESN Z7081 AF	BUSINESS OPERATIONS ADMINISTRAT(	40X	PF	1	1.00	24	10	15046	SAL	-	-	361,104	-	361,104
										OPE	-	-	128,936	-	128,936
0003002	OAS C0324 AP	PUBLIC SERVICE REPRESENTATIVE 4	20	PF	1	1.00	24	10	5503	SAL	-	-	132,072	-	132,072
										OPE	-	-	73,998	-	73,998
0003003	OAS C0104 AP	OFFICE SPECIALIST 2	15	PF	1	1.00	24	10	4356	SAL	-	-	104,544	-	104,544
										OPE	-	-	66,849	-	66,849
0003006	OAS C5748 AP	INSURANCE EXAMINER	30	PF	1	1.00	24	10	8870	SAL	-	-	212,880	-	212,880
										OPE	-	-	94,984	-	94,984
0003008	OAS C0104 AP	OFFICE SPECIALIST 2	15	PF	1	1.00	24	4	3335	SAL	-	-	80,040	-	80,040
										OPE	-	-	60,485	-	60,485
0003009	OAS C0104 AP	OFFICE SPECIALIST 2	15	PF	1	1.00	24	6	3629	SAL	-	-	87,096	-	87,096
										OPE	-	-	62,318	-	62,318
0003010	OAS C0108 AP	ADMINISTRATIVE SPECIALIST 2	20	PF	1	1.00	24	6	4555	SAL	-	-	109,320	-	109,320
										OPE	-	-	68,089	-	68,089
0003011	OAS C0104 AP	OFFICE SPECIALIST 2	15	PF	1	1.00	24	10	4356	SAL	-	-	104,544	-	104,544
										OPE	-	-	66,849	-	66,849
0003012	OAS C0107 AP	ADMINISTRATIVE SPECIALIST 1	17	PF	1	1.00	24	3	3483	SAL	-	-	83,592	-	83,592
										OPE	-	-	61,408	-	61,408
0003017	MMN X1190 AP	ACTUARY	32	PF	1	1.00	24	9	10203	SAL	-	-	244,872	-	244,872
										OPE	-	-	103,292	-	103,292
0003018	MMN X0873 AP	OPERATIONS & POLICY ANALYST 4	32	PF	1	1.00	24	7	9264	SAL	-	-	222,336	-	222,336
										OPE	-	-	97,440	-	97,440
0003019	OAS C5248 AP	COMPLIANCE SPECIALIST 3	29	PF	1	1.00	24	10	8450	SAL	-	-	202,800	-	202,800
										OPE	-	-	92,366	-	92,366
0003020	OAS C5748 AP	INSURANCE EXAMINER	30	PF	1	1.00	24	10	8870	SAL	-	-	212,880	-	212,880
										OPE	-	-	94,984	-	94,984
0003022	OAS C5748 AP	INSURANCE EXAMINER	30	PF	1	1.00	24	7	7678	SAL	-	-	184,272	-	184,272
										OPE	-	-	87,555	-	87,555

Position Number	Classification	Classification Name	Sal Rng	Pos Type	Pos Cnt	FTE	Mos	Step	Rate	SAL/ OPE	Salary/OPE GF	LF	OF	FF	AF
0003024	OAS C0860 AP	PROGRAM ANALYST 1	23	PF	1	1.00	24	5	5019	SAL	-	-	120,456	-	120,456
										OPE	-	-	70,982	-	70,982
0003025	OAS C5233 AP	INVESTIGATOR 3	26	PF	1	1.00	24	10	7327	SAL	-	-	175,848	-	175,848
										OPE	-	-	85,366	-	85,366
0003026	OAS C0861 AP	PROGRAM ANALYST 2	27	PF	1	1.00	24	10	7678	SAL	-	-	184,272	-	184,272
										OPE	-	-	87,555	-	87,555
0003027	OAS C0861 AP	PROGRAM ANALYST 2	27	PF	1	1.00	24	3	5503	SAL	-	-	132,072	-	132,072
										OPE	-	-	73,998	-	73,998
0003028	OAS C5748 AP	INSURANCE EXAMINER	30	PF	1	1.00	24	10	8870	SAL	-	-	212,880	-	212,880
										OPE	-	-	94,984	-	94,984
0003029	OAS C5748 AP	INSURANCE EXAMINER	30	PF	1	1.00	24	10	8870	SAL	-	-	212,880	-	212,880
										OPE	-	-	94,984	-	94,984
0003031	OAS C5748 AP	INSURANCE EXAMINER	30	PF	1	1.00	24	5	6982	SAL	-	-	167,568	-	167,568
										OPE	-	-	83,216	-	83,216
0003032	MMN X0856 AP	PROJECT MANAGER 3	32	PF	1	1.00	24	7	9264	SAL	-	-	222,336	-	222,336
										OPE	-	-	97,440	-	97,440
0003033	MESN Z7144 AF	COMPLIANCE AND REGULATORY MANA	33X	PF	1	1.00	24	8	9718	SAL	-	-	233,232	-	233,232
										OPE	-	-	100,269	-	100,269
0003034	OAS C5248 AP	COMPLIANCE SPECIALIST 3	29	PF	1	1.00	24	10	8450	SAL	-	-	202,800	-	202,800
										OPE	-	-	92,366	-	92,366
0003035	OAS C5247 AP	COMPLIANCE SPECIALIST 2	25	PF	1	1.00	24	5	5503	SAL	-	-	132,072	-	132,072
										OPE	-	-	73,998	-	73,998
0003037	OAS C0861 AP	PROGRAM ANALYST 2	27	PF	1	1.00	24	3	5503	SAL	-	-	132,072	-	132,072
										OPE	-	-	73,998	-	73,998
0003038	OAS C5748 AP	INSURANCE EXAMINER	30	PF	1	1.00	24	10	8870	SAL	-	-	212,880	-	212,880
										OPE	-	-	94,984	-	94,984
0003039	OAS C5248 AP	COMPLIANCE SPECIALIST 3	29	PF	1	1.00	24	10	8450	SAL	-	-	202,800	-	202,800
										OPE	-	-	92,366	-	92,366
0003041	MMN X0873 AP	OPERATIONS & POLICY ANALYST 4	32	PF	1	1.00	24	9	10203	SAL	-	-	244,872	-	244,872
										OPE	-	-	103,292	-	103,292
0003043	OAS C5248 AP	COMPLIANCE SPECIALIST 3	29	PF	1	1.00	24	10	8450	SAL	-	-	202,800	-	202,800

Position Number	Classification	Classification Name	Sal Rng	Pos Type	Pos Cnt	FTE	Mos	Step	Rate	SAL/ OPE	Salary/OPE GF	LF	OF	FF	AF
										OPE	-	-	92,366	-	92,366
0003044	OAS C0861 AP	PROGRAM ANALYST 2	27	PF	1	1.00	24	7	6664	SAL	-	-	159,936	-	159,936
										OPE	-	-	81,235	-	81,235
0003045	OAS C5748 AP	INSURANCE EXAMINER	30	PF	1	1.00	24	8	8057	SAL	-	-	193,368	-	193,368
										OPE	-	-	89,917	-	89,917
0003048	OAS C0861 AP	PROGRAM ANALYST 2	27	PF	1	1.00	24	10	7678	SAL	-	-	184,272	-	184,272
										OPE	-	-	87,555	-	87,555
0003049	OAS C5248 AP	COMPLIANCE SPECIALIST 3	29	PF	1	1.00	24	5	6664	SAL	-	-	159,936	-	159,936
										OPE	-	-	81,235	-	81,235
0003050	OAS C5248 AP	COMPLIANCE SPECIALIST 3	29	PF	1	1.00	24	10	8450	SAL	-	-	202,800	-	202,800
										OPE	-	-	92,366	-	92,366
0003054	OAS C5748 AP	INSURANCE EXAMINER	30	PF	1	1.00	24	10	8870	SAL	-	-	212,880	-	212,880
										OPE	-	-	94,984	-	94,984
0003059	OAS C5748 AP	INSURANCE EXAMINER	30	PF	1	1.00	24	10	8870	SAL	-	-	212,880	-	212,880
										OPE	-	-	94,984	-	94,984
0003061	MMN X1190 AP	ACTUARY	32	PF	1	1.00	24	9	10203	SAL	-	-	244,872	-	244,872
										OPE	-	-	103,292	-	103,292
0003062	OAS C5748 AP	INSURANCE EXAMINER	30	PF	1	1.00	24	10	8870	SAL	-	-	212,880	-	212,880
										OPE	-	-	94,984	-	94,984
0003065	OAS C0861 AP	PROGRAM ANALYST 2	27	PF	1	1.00	24	5	6051	SAL	-	-	145,224	-	145,224
										OPE	-	-	77,414	-	77,414
0003066	MESN Z7143 AF	COMPLIANCE AND REGULATORY MANA	35X	PF	1	1.00	24	10	11802	SAL	-	-	283,248	-	283,248
										OPE	-	-	113,188	-	113,188
0003067	OAS C5748 AP	INSURANCE EXAMINER	30	PF	1	1.00	24	10	8870	SAL	-	-	212,880	-	212,880
										OPE	-	-	94,984	-	94,984
0003068	MMN X1190 AP	ACTUARY	32	PF	1	1.00	24	9	10203	SAL	-	-	244,872	-	244,872
										OPE	-	-	103,292	-	103,292
0003069	MMN Z7144 AP	Compliance and Regulatory Manager 2		PF	1	1.00	24	10	10720	SAL	-	-	257,280	-	257,280
										OPE	-	-	106,515	-	106,515
0003070	OAS C0108 AP	ADMINISTRATIVE SPECIALIST 2	20	PF	1	1.00	24	5	4356	SAL	-	-	104,544	-	104,544
										OPE	-	-	66,849	-	66,849

Position Number	Classification	Classification Name	Sal Rng	Pos Type	Pos Cnt	FTE	Mos	Step	Rate	SAL/ OPE	Salary/OPE GF	LF	OF	FF	AF
0003073	OAS C0104 AP	OFFICE SPECIALIST 2	15	PF	1	1.00	24	10	4356	SAL	-	-	104,544	-	104,544
										OPE	-	-	66,849	-	66,849
0003074	OAS C5748 AP	INSURANCE EXAMINER	30	PF	1	1.00	24	10	8870	SAL	-	-	212,880	-	212,880
										OPE	-	-	94,984	-	94,984
0003075	OAS C0862 AP	PROGRAM ANALYST 3	29	PF	1	1.00	24	3	6051	SAL	-	-	145,224	-	145,224
										OPE	-	-	77,414	-	77,414
0003078	OAS C0872 AP	OPERATIONS & POLICY ANALYST 3	30	PF	1	1.00	24	8	8057	SAL	-	-	193,368	-	193,368
										OPE	-	-	89,917	-	89,917
0003079	MMN X1190 AP	ACTUARY	32	PF	1	1.00	24	9	10203	SAL	-	-	244,872	-	244,872
										OPE	-	-	103,292	-	103,292
0003080	OAS C5748 AP	INSURANCE EXAMINER	30	PF	1	1.00	24	10	8870	SAL	-	-	212,880	-	212,880
										OPE	-	-	94,984	-	94,984
0003084	OAS C0872 AP	OPERATIONS & POLICY ANALYST 3	30	PF	1	1.00	24	3	6350	SAL	-	-	152,400	-	152,400
										OPE	-	-	79,278	-	79,278
0003085	OAS C5675 AP	FINANCIAL EXAMINER 1	24	PF	1	1.00	24	3	4776	SAL	-	-	114,624	-	114,624
										OPE	-	-	69,467	-	69,467
0003086	OAS C0104 AP	OFFICE SPECIALIST 2	15	PF	1	1.00	24	5	3483	SAL	-	-	83,592	-	83,592
										OPE	-	-	61,408	-	61,408
0003087	OAS C0104 AP	OFFICE SPECIALIST 2	15	PF	1	1.00	24	9	4155	SAL	-	-	99,720	-	99,720
										OPE	-	-	65,597	-	65,597
0003096	MMS Z7144 AP	Compliance and Regulatory Manager 2		PF	1	1.00	24	10	10720	SAL	-	-	257,280	-	257,280
										OPE	-	-	106,515	-	106,515
0003101	OAS C0861 AP	PROGRAM ANALYST 2	27	PF	1	1.00	24	10	7678	SAL	-	-	184,272	-	184,272
										OPE	-	-	87,555	-	87,555
0003104	OAS C1547 AP	FINANCIAL ENFORCEMENT OFFICER	32	PF	1	1.00	24	10	9751	SAL	-	-	234,024	-	234,024
										OPE	-	-	100,475	-	100,475
0003106	OAS C0872 AP	OPERATIONS & POLICY ANALYST 3	30	PF	1	1.00	24	10	8870	SAL	-	-	212,880	-	212,880
										OPE	-	-	94,984	-	94,984
0003200	OAS C5748 AP	INSURANCE EXAMINER	30	PF	1	1.00	24	5	6982	SAL	-	-	167,568	-	167,568
										OPE	-	-	83,216	-	83,216
0003267	OAS C0861 AP	PROGRAM ANALYST 2	27	PF	1	1.00	24	7	6664	SAL	-	-	159,936	-	159,936

Position Number	Classification	Classification Name	Sal Rng	Pos Type	Pos Cnt	FTE	Mos	Step	Rate	SAL/ OPE	Salary/OPE GF	LF	OF	FF	AF
										OPE	-	-	81,235	-	81,235
0003268	OAS C5248 AP	COMPLIANCE SPECIALIST 3	29	PF	1	1.00	24	10	8450	SAL	-	-	202,800	-	202,800
										OPE	-	-	92,366	-	92,366
0003270	OAS C5248 AP	COMPLIANCE SPECIALIST 3	29	PF	1	1.00	24	10	8450	SAL	-	-	202,800	-	202,800
										OPE	-	-	92,366	-	92,366
0003277	OAS C5248 AP	COMPLIANCE SPECIALIST 3	29	PF	1	1.00	24	3	6051	SAL	-	-	145,224	-	145,224
										OPE	-	-	77,414	-	77,414
0003278	OAS C5248 AP	COMPLIANCE SPECIALIST 3	29	PF	1	1.00	24	10	8450	SAL	-	-	202,800	-	202,800
										OPE	-	-	92,366	-	92,366
0003279	OAS C5748 AP	INSURANCE EXAMINER	30	PF	1	1.00	24	10	8870	SAL	-	-	212,880	-	212,880
										OPE	-	-	94,984	-	94,984
0003280	OAS C5748 AP	INSURANCE EXAMINER	30	PF	1	1.00	24	8	8057	SAL	-	-	193,368	-	193,368
										OPE	-	-	89,917	-	89,917
0003281	OAS C0872 AP	OPERATIONS & POLICY ANALYST 3	30	PF	1	1.00	24	6	7327	SAL	-	-	175,848	-	175,848
										OPE	-	-	85,366	-	85,366
0003329	OAS C5248 AP	COMPLIANCE SPECIALIST 3	29	PF	1	1.00	24	10	8450	SAL	-	-	202,800	-	202,800
										OPE	-	-	92,366	-	92,366
0003388	OAS C1483 IP	INFORMATION SYSTEMS SPECIALIST 3	24	PF	1	1.00	24	10	6628	SAL	-	-	159,072	-	159,072
										OPE	-	-	81,010	-	81,010
0003396	OAS C5233 AP	INVESTIGATOR 3	26	PF	1	1.00	24	10	7327	SAL	-	-	175,848	-	175,848
										OPE	-	-	85,366	-	85,366
0003443	OAS C5632 AP	TAX AUDITOR 2	28	PF	1	1.00	24	10	8057	SAL	-	-	193,368	-	193,368
										OPE	-	-	89,917	-	89,917
0003444	OAS C5632 AP	TAX AUDITOR 2	28	PF	1	1.00	24	10	8057	SAL	-	-	193,368	-	193,368
										OPE	-	-	89,917	-	89,917
0003533	OAS C5233 AP	INVESTIGATOR 3	26	PF	1	1.00	24	10	7327	SAL	-	-	175,848	-	175,848
										OPE	-	-	85,366	-	85,366
0003581	MMN X0873 AP	OPERATIONS & POLICY ANALYST 4	32	PF	1	1.00	24	9	10203	SAL	-	-	244,872	-	244,872
										OPE	-	-	103,292	-	103,292
0003605	OAS C5748 AP	INSURANCE EXAMINER	30	PF	1	1.00	24	10	8870	SAL	-	-	212,880	-	212,880
										OPE	-	-	94,984	-	94,984

Position Number	Classification	Classification Name	Sal Rng	Pos Type	Pos Cnt	FTE	Mos	Step	Rate	SAL/ OPE	Salary/OPE				
											GF	LF	OF	FF	AF
0003606	OAS C0872 AP	OPERATIONS & POLICY ANALYST 3	30	PF	1	1.00	24	9	8450	SAL	-	-	202,800	-	202,800
										OPE	-	-	92,366	-	92,366
0003608	OAS C5748 AP	INSURANCE EXAMINER	30	PF	1	1.00	24	10	8870	SAL	-	-	212,880	-	212,880
										OPE	-	-	94,984	-	94,984
0003612	OAS C0104 AP	OFFICE SPECIALIST 2	15	PF	1	1.00	24	10	4356	SAL	-	-	104,544	-	104,544
										OPE	-	-	66,849	-	66,849
0003614	OAS C0435 AP	PROCUREMENT AND CONTRACT ASSIS	19	PF	1	1.00	24	10	5256	SAL	-	-	126,144	-	126,144
										OPE	-	-	72,459	-	72,459
0003644	OAS C0861 AP	PROGRAM ANALYST 2	27	PF	1	0.88	21	3	5503	SAL	-	-	115,563	-	115,563
										OPE	-	-	64,748	-	64,748
0003645	OAS C0861 AP	PROGRAM ANALYST 2	27	PF	1	0.88	21	3	5503	SAL	-	-	115,563	-	115,563
										OPE	-	-	64,748	-	64,748
0003648	MMS X7144 AP	COMPLIANCE AND REGULATORY MANA	33X	PF	1	0.88	21	3	7630	SAL	-	-	160,230	-	160,230
										OPE	-	-	76,348	-	76,348
0003652	MENN Z0119 AF	EXECUTIVE SUPPORT SPECIALIST 2	20	PF	1	1.00	24	8	5432	SAL	-	-	130,368	-	130,368
										OPE	-	-	73,555	-	73,555
0003653	OAS C0104 AP	OFFICE SPECIALIST 2	15	PF	1	1.00	24	6	3629	SAL	-	-	87,096	-	87,096
										OPE	-	-	62,318	-	62,318
0003654	MMS Z7144 AP	Compliance and Regulatory Manager 2		PF	1	1.00	24	9	10203	SAL	-	-	244,872	-	244,872
										OPE	-	-	103,292	-	103,292
0003655	OAS C5748 AP	INSURANCE EXAMINER	30	PF	1	1.00	24	10	8870	SAL	-	-	212,880	-	212,880
										OPE	-	-	94,984	-	94,984
0003657	OAS C0324 AP	PUBLIC SERVICE REPRESENTATIVE 4	20	PF	1	1.00	24	9	5256	SAL	-	-	126,144	-	126,144
										OPE	-	-	72,459	-	72,459
0003672	MMN X0873 AP	OPERATIONS & POLICY ANALYST 4	32	PF	1	1.00	24	9	10203	SAL	-	-	244,872	-	244,872
										OPE	-	-	103,292	-	103,292
0003673	MMN X1190 AP	ACTUARY	32	PF	1	1.00	24	9	10203	SAL	-	-	244,872	-	244,872
										OPE	-	-	103,292	-	103,292
0003674	MMN X0873 AP	OPERATIONS & POLICY ANALYST 4	32	PF	1	1.00	24	3	7630	SAL	-	-	183,120	-	183,120
										OPE	-	-	87,255	-	87,255
0003686	OAS C5748 AP	INSURANCE EXAMINER	30	PF	1	1.00	24	10	8870	SAL	-	-	212,880	-	212,880

Position Number	Classification	Classification Name	Sal Rng	Pos Type	Pos Cnt	FTE	Mos	Step	Rate	SAL/ OPE	Salary/OPE GF	LF	OF	FF	AF
										OPE	-	-	94,984	-	94,984
3000040	OAS C5748 AP	INSURANCE EXAMINER	30	PF	1	1.00	24	9	8450	SAL	-	-	202,800	-	202,800
										OPE	-	-	92,366	-	92,366
3000047	OAS C0872 AP	OPERATIONS & POLICY ANALYST 3	30	PF	1	1.00	24	4	6664	SAL	-	-	159,936	-	159,936
										OPE	-	-	81,235	-	81,235
3000071	OAS C0862 AP	PROGRAM ANALYST 3	29	PF	1	1.00	24	10	8450	SAL	-	-	202,800	-	202,800
										OPE	-	-	92,366	-	92,366
3000103	OAS C1547 AP	FINANCIAL ENFORCEMENT OFFICER	32	PF	1	1.00	24	9	9293	SAL	-	-	223,032	-	223,032
										OPE	-	-	97,620	-	97,620
4000639	OAS C0870 AP	OPERATIONS & POLICY ANALYST 1	23	PF	1	1.00	24	10	6350	SAL	-	-	152,400	-	152,400
										OPE	-	-	79,278	-	79,278
8100507	MMN X0863 AP	PROGRAM ANALYST 4	31	PF	1	1.00	24	9	9718	SAL	-	-	233,232	-	233,232
										OPE	-	-	100,269	-	100,269
Total Salary											-	-	20,529,747	-	20,529,747
Total OPE											-	-	9,857,612	-	9,857,612
Total Personal Services					**115**	**114.16**					**-**	**-**	**30,387,359**	**-**	**30,387,359**

Position Number	Classification	Classification Name	Sal Rng	Pos Type	Pos Cnt	FTE	Mos	Step	Rate	SAL/ OPE	Salary/OPE				
											GF	LF	OF	FF	AF
0001003	OAS C0861 AP	PROGRAM ANALYST 2	27	PF	1	1.00	24	10	7678	SAL	-	-	184,272	-	184,272
										OPE	-	-	87,555	-	87,555
0001007	OAS C5675 AP	FINANCIAL EXAMINER 1	24	PF	1	1.00	24	4	5019	SAL	-	-	120,456	-	120,456
										OPE	-	-	70,982	-	70,982
0001008	OAS C5675 AP	FINANCIAL EXAMINER 1	24	PF	1	1.00	24	10	6664	SAL	-	-	159,936	-	159,936
										OPE	-	-	81,235	-	81,235
0001009	OAS C0861 AP	PROGRAM ANALYST 2	27	PF	1	1.00	24	9	7327	SAL	-	-	175,848	-	175,848
										OPE	-	-	85,366	-	85,366
0001013	OAS C1483 IP	INFORMATION SYSTEMS SPECIALIST 3	24	PF	1	1.00	24	10	6628	SAL	-	-	159,072	-	159,072
										OPE	-	-	81,010	-	81,010
0001014	OAS C0108 AP	ADMINISTRATIVE SPECIALIST 2	20	PF	1	1.00	24	6	4555	SAL	-	-	109,320	-	109,320
										OPE	-	-	68,089	-	68,089
0001015	OAS C0872 AP	OPERATIONS & POLICY ANALYST 3	30	PF	1	1.00	24	8	8057	SAL	-	-	193,368	-	193,368
										OPE	-	-	89,917	-	89,917
0001016	OAS C5675 AP	FINANCIAL EXAMINER 1	24	PF	1	1.00	24	10	6664	SAL	-	-	159,936	-	159,936
										OPE	-	-	81,235	-	81,235
0001017	OAS C5677 AP	FINANCIAL EXAMINER 3	30	PF	1	1.00	24	10	8870	SAL	-	-	212,880	-	212,880
										OPE	-	-	94,984	-	94,984
0001023	OAS C5677 AP	FINANCIAL EXAMINER 3	30	PF	1	1.00	24	6	7327	SAL	-	-	175,848	-	175,848
										OPE	-	-	85,366	-	85,366
0001028	OAS C5676 AP	FINANCIAL EXAMINER 2	27	PF	1	1.00	24	10	7678	SAL	-	-	184,272	-	184,272
										OPE	-	-	87,555	-	87,555
0001029	OAS C5676 AP	FINANCIAL EXAMINER 2	27	PF	1	1.00	24	9	7327	SAL	-	-	175,848	-	175,848
										OPE	-	-	85,366	-	85,366
0001030	MMS X7144 AP	COMPLIANCE AND REGULATORY MANA	33X	PF	1	1.00	24	10	10720	SAL	-	-	257,280	-	257,280
										OPE	-	-	106,515	-	106,515
0001032	OAS C5671 AP	SECURITIES EXAMINER	30	PF	1	1.00	24	2	6051	SAL	-	-	145,224	-	145,224
										OPE	-	-	77,414	-	77,414
0001038	OAS C5677 AP	FINANCIAL EXAMINER 3	30	PF	1	1.00	24	6	7327	SAL	-	-	175,848	-	175,848
										OPE	-	-	85,366	-	85,366
0001039	OAS C5676 AP	FINANCIAL EXAMINER 2	27	PF	1	1.00	24	10	7678	SAL	-	-	184,272	-	184,272

Position Number	Classification	Classification Name	Sal Rng	Pos Type	Pos Cnt	FTE	Mos	Step	Rate	SAL/ OPE	Salary/OPE GF	LF	OF	FF	AF
										OPE	-	-	87,555	-	87,555
0001042	OAS C5675 AP	FINANCIAL EXAMINER 1	24	PF	1	1.00	24	4	5019	SAL	-	-	120,456	-	120,456
										OPE	-	-	70,982	-	70,982
0001043	OAS C5676 AP	FINANCIAL EXAMINER 2	27	PF	1	1.00	24	9	7327	SAL	-	-	175,848	-	175,848
										OPE	-	-	85,366	-	85,366
0001052	OAS C0104 AP	OFFICE SPECIALIST 2	15	PF	1	1.00	24	10	4356	SAL	-	-	104,544	-	104,544
										OPE	-	-	66,849	-	66,849
0001058	MMS X7144 AP	COMPLIANCE AND REGULATORY MANA	33X	PF	1	1.00	24	10	10720	SAL	-	-	257,280	-	257,280
										OPE	-	-	106,515	-	106,515
0001060	OAS C5247 AP	COMPLIANCE SPECIALIST 2	25	PF	1	0.88	21	3	5019	SAL	-	-	105,399	-	105,399
										OPE	-	-	62,109	-	62,109
0001061	OAS C0861 AP	PROGRAM ANALYST 2	27	PF	1	0.88	21	3	5503	SAL	-	-	115,563	-	115,563
										OPE	-	-	64,748	-	64,748
0001062	OAS C5233 AP	INVESTIGATOR 3	26	PF	1	1.00	24	10	7327	SAL	-	-	175,848	-	175,848
										OPE	-	-	85,366	-	85,366
0001065	OAS C5675 AP	FINANCIAL EXAMINER 1	24	PF	1	1.00	24	10	6664	SAL	-	-	159,936	-	159,936
										OPE	-	-	81,235	-	81,235
0001066	OAS C5676 AP	FINANCIAL EXAMINER 2	27	PF	1	1.00	24	6	6350	SAL	-	-	152,400	-	152,400
										OPE	-	-	79,278	-	79,278
0001067	OAS C5677 AP	FINANCIAL EXAMINER 3	30	PF	1	1.00	24	10	8870	SAL	-	-	212,880	-	212,880
										OPE	-	-	94,984	-	94,984
0001069	MMN X0873 AP	OPERATIONS & POLICY ANALYST 4	32	PF	1	1.00	24	9	10203	SAL	-	-	244,872	-	244,872
										OPE	-	-	103,292	-	103,292
0001070	OAS C5248 AP	COMPLIANCE SPECIALIST 3	29	PF	1	1.00	24	10	8450	SAL	-	-	202,800	-	202,800
										OPE	-	-	92,366	-	92,366
0001071	OAS C1547 AP	FINANCIAL ENFORCEMENT OFFICER	32	PF	1	1.00	24	10	9751	SAL	-	-	234,024	-	234,024
										OPE	-	-	100,475	-	100,475
0001079	MMN X0872 AP	OPERATIONS & POLICY ANALYST 3	30	PF	1	1.00	24	9	9264	SAL	-	-	222,336	-	222,336
										OPE	-	-	97,440	-	97,440
0001080	OAS C5677 AP	FINANCIAL EXAMINER 3	30	PF	1	1.00	24	6	7327	SAL	-	-	175,848	-	175,848
										OPE	-	-	85,366	-	85,366

Position Number	Classification	Classification Name	Sal Rng	Pos Type	Pos Cnt	FTE	Mos	Step	Rate	SAL/ OPE	Salary/OPE				
											GF	LF	OF	FF	AF
0001081	OAS C5677 AP	FINANCIAL EXAMINER 3	30	PF	1	1.00	24	6	7327	SAL	-	-	175,848	-	175,848
										OPE	-	-	85,366	-	85,366
0001082	OAS C5676 AP	FINANCIAL EXAMINER 2	27	PF	1	1.00	24	7	6664	SAL	-	-	159,936	-	159,936
										OPE	-	-	81,235	-	81,235
0001084	MMN X0873 AP	OPERATIONS & POLICY ANALYST 4	32	PF	1	1.00	24	9	10203	SAL	-	-	244,872	-	244,872
										OPE	-	-	103,292	-	103,292
0001101	OAS C1547 AP	FINANCIAL ENFORCEMENT OFFICER	32	PF	1	1.00	24	10	9751	SAL	-	-	234,024	-	234,024
										OPE	-	-	100,475	-	100,475
0001102	OAS C5233 AP	INVESTIGATOR 3	26	PF	1	1.00	24	10	7327	SAL	-	-	175,848	-	175,848
										OPE	-	-	85,366	-	85,366
0001104	OAS C1547 AP	FINANCIAL ENFORCEMENT OFFICER	32	PF	1	1.00	24	10	9751	SAL	-	-	234,024	-	234,024
										OPE	-	-	100,475	-	100,475
0001107	OAS C5677 AP	FINANCIAL EXAMINER 3	30	PF	1	1.00	24	7	7678	SAL	-	-	184,272	-	184,272
										OPE	-	-	87,555	-	87,555
0001108	OAS C5677 AP	FINANCIAL EXAMINER 3	30	PF	1	1.00	24	10	8870	SAL	-	-	212,880	-	212,880
										OPE	-	-	94,984	-	94,984
0001115	OAS C0108 AP	ADMINISTRATIVE SPECIALIST 2	20	PF	1	1.00	24	3	3964	SAL	-	-	95,136	-	95,136
										OPE	-	-	64,406	-	64,406
0001171	OAS C5677 AP	FINANCIAL EXAMINER 3	30	PF	1	1.00	24	3	6350	SAL	-	-	152,400	-	152,400
										OPE	-	-	79,278	-	79,278
0001173	OAS C5675 AP	FINANCIAL EXAMINER 1	24	PF	1	1.00	24	10	6664	SAL	-	-	159,936	-	159,936
										OPE	-	-	81,235	-	81,235
0001315	OAS C5675 AP	FINANCIAL EXAMINER 1	24	PF	1	1.00	24	3	4776	SAL	-	-	114,624	-	114,624
										OPE	-	-	69,467	-	69,467
0001316	OAS C1547 AP	FINANCIAL ENFORCEMENT OFFICER	32	PF	1	1.00	24	10	9751	SAL	-	-	234,024	-	234,024
										OPE	-	-	100,475	-	100,475
0001317	OAS C5675 AP	FINANCIAL EXAMINER 1	24	PF	1	1.00	24	10	6664	SAL	-	-	159,936	-	159,936
										OPE	-	-	81,235	-	81,235
0001422	OAS C5748 AP	INSURANCE EXAMINER	30	PF	1	1.00	24	7	7678	SAL	-	-	184,272	-	184,272
										OPE	-	-	87,555	-	87,555
0001630	OAS C5676 AP	FINANCIAL EXAMINER 2	27	PF	1	1.00	24	7	6664	SAL	-	-	159,936	-	159,936

Position Number	Classification	Classification Name	Sal Rng	Pos Type	Pos Cnt	FTE	Mos	Step	Rate	SAL/ OPE	Salary/OPE GF	LF	OF	FF	AF
										OPE	-	-	81,235	-	81,235
0001631	OAS C5676 AP	FINANCIAL EXAMINER 2	27	PF	1	1.00	24	10	7678	SAL	-	-	184,272	-	184,272
										OPE	-	-	87,555	-	87,555
0001632	MMS X7144 AP	COMPLIANCE AND REGULATORY MANA	33X	PF	1	1.00	24	10	10720	SAL	-	-	257,280	-	257,280
										OPE	-	-	106,515	-	106,515
0001636	OAS C5675 AP	FINANCIAL EXAMINER 1	24	PF	1	1.00	24	10	6664	SAL	-	-	159,936	-	159,936
										OPE	-	-	81,235	-	81,235
0002001	MESN Z7143 AF	COMPLIANCE AND REGULATORY MANA	35X	PF	1	1.00	24	10	11802	SAL	-	-	283,248	-	283,248
										OPE	-	-	113,188	-	113,188
0002003	OAS C0861 AP	PROGRAM ANALYST 2	27	PF	1	1.00	24	9	7327	SAL	-	-	175,848	-	175,848
										OPE	-	-	85,366	-	85,366
0002005	OAS C5247 AP	COMPLIANCE SPECIALIST 2	25	PF	1	1.00	24	10	6982	SAL	-	-	167,568	-	167,568
										OPE	-	-	83,216	-	83,216
0002008	OAS C5233 AP	INVESTIGATOR 3	26	PF	1	1.00	24	10	7327	SAL	-	-	175,848	-	175,848
										OPE	-	-	85,366	-	85,366
0002023	OAS C5671 AP	SECURITIES EXAMINER	30	PF	1	1.00	24	5	6982	SAL	-	-	167,568	-	167,568
										OPE	-	-	83,216	-	83,216
0002025	OAS C1547 AP	FINANCIAL ENFORCEMENT OFFICER	32	PF	1	1.00	24	10	9751	SAL	-	-	234,024	-	234,024
										OPE	-	-	100,475	-	100,475
0002033	OAS C0104 AP	OFFICE SPECIALIST 2	15	PF	1	1.00	24	9	4155	SAL	-	-	99,720	-	99,720
										OPE	-	-	65,597	-	65,597
0002034	OAS C1547 AP	FINANCIAL ENFORCEMENT OFFICER	32	PF	1	1.00	24	7	8450	SAL	-	-	202,800	-	202,800
										OPE	-	-	92,366	-	92,366
0002076	OAS C0104 AP	OFFICE SPECIALIST 2	15	PF	1	1.00	24	7	3790	SAL	-	-	90,960	-	90,960
										OPE	-	-	63,321	-	63,321
0002081	MMS X7144 AP	COMPLIANCE AND REGULATORY MANA	33X	PF	1	1.00	24	10	10720	SAL	-	-	257,280	-	257,280
										OPE	-	-	106,515	-	106,515
0002092	OAS C1547 AP	FINANCIAL ENFORCEMENT OFFICER	32	PF	1	1.00	24	10	9751	SAL	-	-	234,024	-	234,024
										OPE	-	-	100,475	-	100,475
0002093	OAS C1547 AP	FINANCIAL ENFORCEMENT OFFICER	32	PF	1	1.00	24	10	9751	SAL	-	-	234,024	-	234,024
										OPE	-	-	100,475	-	100,475

Position Number	Classification	Classification Name	Sal Rng	Pos Type	Pos Cnt	FTE	Mos	Step	Rate	SAL/ OPE	Salary/OPE GF	LF	OF	FF	AF
0002535	OAS C0861 AP	PROGRAM ANALYST 2	27	PF	1	1.00	24	10	7678	SAL	-	-	184,272	-	184,272
										OPE	-	-	87,555	-	87,555
0002543	MMS X7144 AP	COMPLIANCE AND REGULATORY MANA	33X	PF	1	1.00	24	10	10720	SAL	-	-	257,280	-	257,280
										OPE	-	-	106,515	-	106,515
0002634	OAS C0108 AP	ADMINISTRATIVE SPECIALIST 2	20	PF	1	1.00	24	3	3964	SAL	-	-	95,136	-	95,136
										OPE	-	-	64,406	-	64,406
0002982	OAS C5671 AP	SECURITIES EXAMINER	30	PF	1	1.00	24	9	8450	SAL	-	-	202,800	-	202,800
										OPE	-	-	92,366	-	92,366
0002983	OAS C5671 AP	SECURITIES EXAMINER	30	PF	1	1.00	24	8	8057	SAL	-	-	193,368	-	193,368
										OPE	-	-	89,917	-	89,917
0009701	MMS X7144 AP	COMPLIANCE AND REGULATORY MANA	33X	PF	1	1.00	24	10	10720	SAL	-	-	257,280	-	257,280
										OPE	-	-	106,515	-	106,515
3000052	OAS C5248 AP	COMPLIANCE SPECIALIST 3	29	PF	1	1.00	24	10	8450	SAL	-	-	202,800	-	202,800
										OPE	-	-	92,366	-	92,366
7000016	MMN X1245 AP	FISCAL ANALYST 3	30	PF	1	1.00	24	9	9264	SAL	-	-	222,336	-	222,336
										OPE	-	-	97,440	-	97,440
Total Salary											-	-	12,855,354	-	12,855,354
Total OPE											-	-	6,107,476	-	6,107,476
Total Personal Services					**70**	**69.76**					**-**	**-**	**18,962,830**	**-**	**18,962,830**

Position Number	Classification	Classification Name	Sal Rng	Pos Type	Pos Cnt	FTE	Mos	Step	Rate	SAL/ OPE	Salary/OPE GF	LF	OF	FF	AF
0003271	MMS X7144 AP	COMPLIANCE AND REGULATORY MANA	33X	PF	1	1.00	24	10	10720	SAL	-	-	257,280	-	257,280
										OPE	-	-	106,515	-	106,515
0003272	OAS C0872 AP	OPERATIONS & POLICY ANALYST 3	30	PF	1	1.00	24	3	6350	SAL	-	-	152,400	-	152,400
										OPE	-	-	79,278	-	79,278
0003273	OAS C0872 AP	OPERATIONS & POLICY ANALYST 3	30	PF	1	1.00	24	3	6350	SAL	-	-	152,400	-	152,400
										OPE	-	-	79,278	-	79,278
0003274	OAS C0108 AP	ADMINISTRATIVE SPECIALIST 2	20	PF	1	1.00	24	3	3964	SAL	-	-	95,136	-	95,136
										OPE	-	-	64,406	-	64,406
0003275	OAS C0856 AP	PROJECT MANAGER 3	32	PF	1	1.00	24	3	6982	SAL	-	-	167,568	-	167,568
										OPE	-	-	83,216	-	83,216
0003276	OAS C1118 AP	RESEARCH ANALYST 4	30	PF	1	1.00	24	3	6350	SAL	-	-	152,400	-	152,400
										OPE	-	-	79,278	-	79,278
Total Salary											-	-	977,184	-	977,184
Total OPE											-	-	491,971	-	491,971
Total Personal Services					**6**	**6.00**					**-**	**-**	**1,469,155**	**-**	**1,469,155**

Position Number	Classification	Classification Name	Sal Rng	Pos Type	Pos Cnt	FTE	Mos	Step	Rate	SAL/ OPE	Salary/OPE GF	LF	OF	FF	AF
0000515	AT C1216 AP	ACCOUNTANT 1	23	PF	1	1.00	24	8	5768	SAL	-	-	138,432	-	138,432
										OPE	-	-	75,650	-	75,650
0000518	AT C0107 AP	ADMINISTRATIVE SPECIALIST 1	17	PF	1	1.00	24	10	4772	SAL	-	-	114,528	-	114,528
										OPE	-	-	69,441	-	69,441
0000521	AT C0107 AP	ADMINISTRATIVE SPECIALIST 1	17	PF	1	1.00	24	10	4772	SAL	-	-	114,528	-	114,528
										OPE	-	-	69,441	-	69,441
0004000	MMN X7144 AP	COMPLIANCE AND REGULATORY MANA	33X	PF	1	1.00	24	10	10720	SAL	-	-	257,280	-	257,280
										OPE	-	-	106,515	-	106,515
0004002	MMN X0873 AP	OPERATIONS & POLICY ANALYST 4	32	PF	1	1.00	24	9	10203	SAL	-	-	244,872	-	244,872
										OPE	-	-	103,292	-	103,292
0004003	MMN X0873 AP	OPERATIONS & POLICY ANALYST 4	32	PF	1	1.00	24	9	10203	SAL	-	-	244,872	-	244,872
										OPE	-	-	103,292	-	103,292
0004004	MMN X0873 AP	OPERATIONS & POLICY ANALYST 4	32	PF	1	1.00	24	8	9718	SAL	-	-	233,232	-	233,232
										OPE	-	-	100,269	-	100,269
0004005	MMN X0873 AP	OPERATIONS & POLICY ANALYST 4	32	PF	1	1.00	24	9	10203	SAL	-	-	244,872	-	244,872
										OPE	-	-	103,292	-	103,292
0004007	MMN X0873 AP	OPERATIONS & POLICY ANALYST 4	32	PF	1	1.00	24	9	10203	SAL	-	-	244,872	-	244,872
										OPE	-	-	103,292	-	103,292
0004008	AT C0872 AP	OPERATIONS & POLICY ANALYST 3	30	PF	1	1.00	24	5	6977	SAL	-	-	167,448	-	167,448
										OPE	-	-	83,186	-	83,186
0004017	AT C1216 AP	ACCOUNTANT 1	23	PF	1	1.00	24	10	6345	SAL	-	-	152,280	-	152,280
										OPE	-	-	79,246	-	79,246
0004020	AT C0870 AP	OPERATIONS & POLICY ANALYST 1	23	PF	1	1.00	24	10	6345	SAL	-	-	152,280	-	152,280
										OPE	-	-	79,246	-	79,246
0004021	AT C0118 AP	EXECUTIVE SUPPORT SPECIALIST 1	17	PF	1	1.00	24	10	4772	SAL	-	-	114,528	-	114,528
										OPE	-	-	69,441	-	69,441
0004022	AT C0870 AP	OPERATIONS & POLICY ANALYST 1	23	PF	1	1.00	24	10	6345	SAL	-	-	152,280	-	152,280
										OPE	-	-	79,246	-	79,246
0004023	AT C5372 AP	ELECTRICAL INSPECTOR MULTI DISCIP	29	PF	1	1.00	24	9	8053	SAL	-	-	193,272	-	193,272
										OPE	-	-	89,891	-	89,891
0004024	AT C5362 AP	PLUMBING INSPECTOR MULTI DISCIPLII	29	PF	1	1.00	24	10	8449	SAL	-	-	202,776	-	202,776

Position Number	Classification	Classification Name	Sal Rng	Pos Type	Pos Cnt	FTE	Mos	Step	Rate	SAL/ OPE	Salary/OPE GF	LF	OF	FF	AF
										OPE	-	-	92,359	-	92,359
0004025	AT C5342 AP	ELEVATOR INSPECTOR	25	PF	1	1.00	24	10	6977	SAL	-	-	167,448	-	167,448
										OPE	-	-	83,186	-	83,186
0004037	AT C5342 AP	ELEVATOR INSPECTOR	25	PF	1	1.00	24	10	6977	SAL	-	-	167,448	-	167,448
										OPE	-	-	83,186	-	83,186
0004044	AT C5382 AP	STRUCTURAL/MECHANICAL INSPECTOI	29	PF	1	1.00	24	9	8053	SAL	-	-	193,272	-	193,272
										OPE	-	-	89,891	-	89,891
0004047	AT C0872 AP	OPERATIONS & POLICY ANALYST 3	30	PF	1	1.00	24	10	8868	SAL	-	-	212,832	-	212,832
										OPE	-	-	94,971	-	94,971
0004048	MMS X7145 AP	COMPLIANCE AND REGULATORY MANA	31X	PF	1	1.00	24	5	7630	SAL	-	-	183,120	-	183,120
										OPE	-	-	87,255	-	87,255
0004050	OAS C0871 AP	OPERATIONS & POLICY ANALYST 2	27	PF	1	1.00	24	8	6982	SAL	-	-	167,568	-	167,568
										OPE	-	-	83,216	-	83,216
0004052	MMN X3149 AP	PROFESSIONAL ENGINEER 2	35	PF	1	1.00	24	9	11802	SAL	-	-	283,248	-	283,248
										OPE	-	-	113,188	-	113,188
0004053	MMS X7145 AP	COMPLIANCE AND REGULATORY MANA	31X	PF	1	1.00	24	10	9718	SAL	-	-	233,232	-	233,232
										OPE	-	-	100,269	-	100,269
0004055	AT C0108 AP	ADMINISTRATIVE SPECIALIST 2	20	PF	1	1.00	24	8	5014	SAL	-	-	120,336	-	120,336
										OPE	-	-	70,950	-	70,950
0004056	AT C0107 AP	ADMINISTRATIVE SPECIALIST 1	17	PF	1	1.00	24	7	4155	SAL	-	-	99,720	-	99,720
										OPE	-	-	65,597	-	65,597
0004060	AT C0870 AP	OPERATIONS & POLICY ANALYST 1	23	PF	1	1.00	24	8	5768	SAL	-	-	138,432	-	138,432
										OPE	-	-	75,650	-	75,650
0004061	AT C0872 AP	OPERATIONS & POLICY ANALYST 3	30	PF	1	1.00	24	10	8868	SAL	-	-	212,832	-	212,832
										OPE	-	-	94,971	-	94,971
0004062	AT C0872 AP	OPERATIONS & POLICY ANALYST 3	30	PF	1	1.00	24	9	8449	SAL	-	-	202,776	-	202,776
										OPE	-	-	92,359	-	92,359
0004064	AT C0108 AP	ADMINISTRATIVE SPECIALIST 2	20	PF	1	1.00	24	3	3962	SAL	-	-	95,088	-	95,088
										OPE	-	-	64,393	-	64,393
0004066	AT C0871 AP	OPERATIONS & POLICY ANALYST 2	27	PF	1	1.00	24	8	6977	SAL	-	-	167,448	-	167,448
										OPE	-	-	83,186	-	83,186

Position Number	Classification	Classification Name	Sal Rng	Pos Type	Pos Cnt	FTE	Mos	Step	Rate	SAL/ OPE	Salary/OPE				
											GF	LF	OF	FF	AF
0004069	AT C0872 AP	OPERATIONS & POLICY ANALYST 3	30	PF	1	1.00	24	10	8868	SAL	-	-	212,832	-	212,832
										OPE	-	-	94,971	-	94,971
0004071	MESN Z7144 AF	COMPLIANCE AND REGULATORY MANA	33X	PF	1	1.00	24	10	10720	SAL	-	-	257,280	-	257,280
										OPE	-	-	106,515	-	106,515
0004073	MMN X0873 AP	OPERATIONS & POLICY ANALYST 4	32	PF	1	1.00	24	9	10203	SAL	-	-	244,872	-	244,872
										OPE	-	-	103,292	-	103,292
0004074	MMN X0873 AP	OPERATIONS & POLICY ANALYST 4	32	PF	1	1.00	24	9	10203	SAL	-	-	244,872	-	244,872
										OPE	-	-	103,292	-	103,292
0004075	AT C0872 AP	OPERATIONS & POLICY ANALYST 3	30	PF	1	1.00	24	9	8449	SAL	-	-	202,776	-	202,776
										OPE	-	-	92,359	-	92,359
0004078	AT C0872 AP	OPERATIONS & POLICY ANALYST 3	30	PF	1	1.00	24	10	8868	SAL	-	-	212,832	-	212,832
										OPE	-	-	94,971	-	94,971
0004079	AT C0871 AP	OPERATIONS & POLICY ANALYST 2	27	PF	1	1.00	24	10	7673	SAL	-	-	184,152	-	184,152
										OPE	-	-	87,524	-	87,524
0004080	MMN X0873 AP	OPERATIONS & POLICY ANALYST 4	32	PF	1	0.88	21	9	10203	SAL	-	-	214,263	-	214,263
										OPE	-	-	90,380	-	90,380
0004081	AT C0107 AP	ADMINISTRATIVE SPECIALIST 1	17	PF	1	1.00	24	5	3787	SAL	-	-	90,888	-	90,888
										OPE	-	-	63,303	-	63,303
0004083	AT C1487 IP	INFORMATION SYSTEMS SPECIALIST 7	31	PF	1	1.00	24	10	9503	SAL	-	-	228,072	-	228,072
										OPE	-	-	98,930	-	98,930
0004084	MMN X3149 AP	PROFESSIONAL ENGINEER 2	35	PF	1	0.88	21	9	11802	SAL	-	-	247,842	-	247,842
										OPE	-	-	99,100	-	99,100
0004087	AT C0872 AP	OPERATIONS & POLICY ANALYST 3	30	PF	1	1.00	24	10	8868	SAL	-	-	212,832	-	212,832
										OPE	-	-	94,971	-	94,971
0004088	MMN X0873 AP	OPERATIONS & POLICY ANALYST 4	32	PF	1	1.00	24	9	10203	SAL	-	-	244,872	-	244,872
										OPE	-	-	103,292	-	103,292
0004089	MMN X0873 AP	OPERATIONS & POLICY ANALYST 4	32	PF	1	1.00	24	9	10203	SAL	-	-	244,872	-	244,872
										OPE	-	-	103,292	-	103,292
0004090	MESN Z0833 AF	SUPERVISOR EXECUTIVE ASSISTANT	26	PF	1	1.00	24	7	6930	SAL	-	-	166,320	-	166,320
										OPE	-	-	82,892	-	82,892
0004091	AT C0872 AP	OPERATIONS & POLICY ANALYST 3	30	PF	1	1.00	24	10	8868	SAL	-	-	212,832	-	212,832

Position Number	Classification	Classification Name	Sal Rng	Pos Type	Pos Cnt	FTE	Mos	Step	Rate	SAL/ OPE	Salary/OPE GF	LF	OF	FF	AF
										OPE	-	-	94,971	-	94,971
0004092	AT C0872 AP	OPERATIONS & POLICY ANALYST 3	30	PF	1	1.00	24	10	8868	SAL	-	-	212,832	-	212,832
										OPE	-	-	94,971	-	94,971
0004093	MMN X3149 AP	PROFESSIONAL ENGINEER 2	35	PF	1	1.00	24	9	11802	SAL	-	-	283,248	-	283,248
										OPE	-	-	113,188	-	113,188
0004094	AT C5362 AP	PLUMBING INSPECTOR MULTI DISCIPLII	29	PF	1	1.00	24	10	8449	SAL	-	-	202,776	-	202,776
										OPE	-	-	92,359	-	92,359
0004095	AT C0118 AP	EXECUTIVE SUPPORT SPECIALIST 1	17	PF	1	1.00	24	5	3787	SAL	-	-	90,888	-	90,888
										OPE	-	-	63,303	-	63,303
0004096	AT C0108 AP	ADMINISTRATIVE SPECIALIST 2	20	PF	1	1.00	24	7	4772	SAL	-	-	114,528	-	114,528
										OPE	-	-	69,441	-	69,441
0004097	AT C5391 AP	PLANS EXAMINER COMMERCIAL & RES	29	PF	1	1.00	24	10	8449	SAL	-	-	202,776	-	202,776
										OPE	-	-	92,359	-	92,359
0004098	AT C5391 AP	PLANS EXAMINER COMMERCIAL & RES	29	PF	1	1.00	24	3	6046	SAL	-	-	145,104	-	145,104
										OPE	-	-	77,382	-	77,382
0004099	AT C5391 AP	PLANS EXAMINER COMMERCIAL & RES	29	PF	1	1.00	24	4	6345	SAL	-	-	152,280	-	152,280
										OPE	-	-	79,246	-	79,246
0004100	AT C5371 AP	ELECTRICAL INSPECTOR COMMERCIAL	28	PF	1	1.00	24	10	8053	SAL	-	-	193,272	-	193,272
										OPE	-	-	89,891	-	89,891
0004101	AT C5372 AP	ELECTRICAL INSPECTOR MULTI DISCIP	29	PF	1	1.00	24	10	8449	SAL	-	-	202,776	-	202,776
										OPE	-	-	92,359	-	92,359
0004102	AT C5372 AP	ELECTRICAL INSPECTOR MULTI DISCIP	29	PF	1	1.00	24	10	8449	SAL	-	-	202,776	-	202,776
										OPE	-	-	92,359	-	92,359
0004103	AT C5382 AP	STRUCTURAL/MECHANICAL INSPECTOI	29	PF	1	1.00	24	10	8449	SAL	-	-	202,776	-	202,776
										OPE	-	-	92,359	-	92,359
0004104	AT C5391 AP	PLANS EXAMINER COMMERCIAL & RES	29	PF	1	1.00	24	10	8449	SAL	-	-	202,776	-	202,776
										OPE	-	-	92,359	-	92,359
0004105	AT C0870 AP	OPERATIONS & POLICY ANALYST 1	23	PF	1	1.00	24	10	6345	SAL	-	-	152,280	-	152,280
										OPE	-	-	79,246	-	79,246
0004106	AT C0870 AP	OPERATIONS & POLICY ANALYST 1	23	PF	1	1.00	24	7	5501	SAL	-	-	132,024	-	132,024
										OPE	-	-	73,986	-	73,986

Position Number	Classification	Classification Name	Sal Rng	Pos Type	Pos Cnt	FTE	Mos	Step	Rate	SAL/ OPE	Salary/OPE				
											GF	LF	OF	FF	AF
0004107	AT C0870 AP	OPERATIONS & POLICY ANALYST 1	23	PF	1	1.00	24	4	4772	SAL	-	-	114,528	-	114,528
										OPE	-	-	69,441	-	69,441
0004109	AT C5382 AP	STRUCTURAL/MECHANICAL INSPECTOI	29	PF	1	1.00	24	10	8449	SAL	-	-	202,776	-	202,776
										OPE	-	-	92,359	-	92,359
0004113	AT C5342 AP	ELEVATOR INSPECTOR	25	PF	1	1.00	24	10	6977	SAL	-	-	167,448	-	167,448
										OPE	-	-	83,186	-	83,186
0004114	AT C0870 AP	OPERATIONS & POLICY ANALYST 1	23	PF	1	1.00	24	7	5501	SAL	-	-	132,024	-	132,024
										OPE	-	-	73,986	-	73,986
0004385	AT C0872 AP	OPERATIONS & POLICY ANALYST 3	30	PF	1	1.00	24	10	8868	SAL	-	-	212,832	-	212,832
										OPE	-	-	94,971	-	94,971
0004429	AT C5342 AP	ELEVATOR INSPECTOR	25	PF	1	1.00	24	10	6977	SAL	-	-	167,448	-	167,448
										OPE	-	-	83,186	-	83,186
0004431	AT C5342 AP	ELEVATOR INSPECTOR	25	PF	1	1.00	24	10	6977	SAL	-	-	167,448	-	167,448
										OPE	-	-	83,186	-	83,186
0004502	AT C5247 AP	COMPLIANCE SPECIALIST 2	25	PF	1	1.00	24	8	6345	SAL	-	-	152,280	-	152,280
										OPE	-	-	79,246	-	79,246
0004526	AT C0107 AP	ADMINISTRATIVE SPECIALIST 1	17	PF	1	1.00	24	9	4562	SAL	-	-	109,488	-	109,488
										OPE	-	-	68,133	-	68,133
0004541	AT C0104 AP	OFFICE SPECIALIST 2	15C	PF	1	1.00	24	8	4058	SAL	-	-	97,392	-	97,392
										OPE	-	-	64,992	-	64,992
0004556	B Y7500 AE	BOARD AND COMMISSION MEMBER	0	PP	0	0.00	0	0	0	SAL	-	-	720	-	720
										OPE	-	-	55	-	55
0004570	AT C5247 AP	COMPLIANCE SPECIALIST 2	25	PF	1	1.00	24	10	6977	SAL	-	-	167,448	-	167,448
										OPE	-	-	83,186	-	83,186
0004577	AT C5382 AP	STRUCTURAL/MECHANICAL INSPECTOI	29	PF	1	1.00	24	4	6345	SAL	-	-	152,280	-	152,280
										OPE	-	-	79,246	-	79,246
0004590	B Y7500 AE	BOARD AND COMMISSION MEMBER	0	PP	0	0.00	0	0	0	SAL	-	-	720	-	720
										OPE	-	-	55	-	55
0004591	B Y7500 AE	BOARD AND COMMISSION MEMBER	0	PP	0	0.00	0	0	0	SAL	-	-	720	-	720
										OPE	-	-	55	-	55
0004592	B Y7500 AE	BOARD AND COMMISSION MEMBER	0	PP	0	0.00	0	0	0	SAL	-	-	720	-	720

Position Number	Classification	Classification Name	Sal Rng	Pos Type	Pos Cnt	FTE	Mos	Step	Rate	SAL/ OPE	Salary/OPE GF	LF	OF	FF	AF
										OPE	-	-	55	-	55
0004593	B Y7500 AE	BOARD AND COMMISSION MEMBER	0	PP	0	0.00	0	0	0	SAL	-	-	720	-	720
										OPE	-	-	55	-	55
0004594	B Y7500 AE	BOARD AND COMMISSION MEMBER	0	PP	0	0.00	0	0	0	SAL	-	-	720	-	720
										OPE	-	-	55	-	55
0004595	B Y7500 AE	BOARD AND COMMISSION MEMBER	0	PP	0	0.00	0	0	0	SAL	-	-	720	-	720
										OPE	-	-	55	-	55
0004596	B Y7500 AE	BOARD AND COMMISSION MEMBER	0	PP	0	0.00	0	0	0	SAL	-	-	720	-	720
										OPE	-	-	55	-	55
0004597	B Y7500 AE	BOARD AND COMMISSION MEMBER	0	PP	0	0.00	0	0	0	SAL	-	-	720	-	720
										OPE	-	-	55	-	55
0004599	B Y7500 AE	BOARD AND COMMISSION MEMBER	0	PP	0	0.00	0	0	0	SAL	-	-	720	-	720
										OPE	-	-	55	-	55
0004605	AT C5362 AP	PLUMBING INSPECTOR MULTI DISCIPLII	29	PF	1	1.00	24	9	8053	SAL	-	-	193,272	-	193,272
										OPE	-	-	89,891	-	89,891
0004606	AT C5362 AP	PLUMBING INSPECTOR MULTI DISCIPLII	29	PF	1	1.00	24	10	8449	SAL	-	-	202,776	-	202,776
										OPE	-	-	92,359	-	92,359
0004614	B Y7500 AE	BOARD AND COMMISSION MEMBER	0	PP	0	0.00	0	0	0	SAL	-	-	720	-	720
										OPE	-	-	55	-	55
0004615	B Y7500 AE	BOARD AND COMMISSION MEMBER	0	PP	0	0.00	0	0	0	SAL	-	-	720	-	720
										OPE	-	-	55	-	55
0004616	B Y7500 AE	BOARD AND COMMISSION MEMBER	0	PP	0	0.00	0	0	0	SAL	-	-	720	-	720
										OPE	-	-	55	-	55
0004617	B Y7500 AE	BOARD AND COMMISSION MEMBER	0	PP	0	0.00	0	0	0	SAL	-	-	720	-	720
										OPE	-	-	55	-	55
0004618	B Y7500 AE	BOARD AND COMMISSION MEMBER	0	PP	0	0.00	0	0	0	SAL	-	-	720	-	720
										OPE	-	-	55	-	55
0004619	B Y7500 AE	BOARD AND COMMISSION MEMBER	0	PP	0	0.00	0	0	0	SAL	-	-	720	-	720
										OPE	-	-	55	-	55
0004625	AT C0108 AP	ADMINISTRATIVE SPECIALIST 2	20	PF	1	1.00	24	10	5501	SAL	-	-	132,024	-	132,024
										OPE	-	-	73,986	-	73,986

Position Number	Classification	Classification Name	Sal Rng	Pos Type	Pos Cnt	FTE	Mos	Step	Rate	SAL/ OPE	Salary/OPE				
											GF	LF	OF	FF	AF
0004627	AT C5372 AP	ELECTRICAL INSPECTOR MULTI DISCIP	29	PF	1	1.00	24	10	8449	SAL	-	-	202,776	-	202,776
										OPE	-	-	92,359	-	92,359
0004650	MESN Z7143 AF	COMPLIANCE AND REGULATORY MANA	35X	PF	1	1.00	24	10	11802	SAL	-	-	283,248	-	283,248
										OPE	-	-	113,188	-	113,188
0004659	AT C1217 AP	ACCOUNTANT 2	27	PF	1	1.00	24	10	7673	SAL	-	-	184,152	-	184,152
										OPE	-	-	87,524	-	87,524
0004661	AT C1483 IP	INFORMATION SYSTEMS SPECIALIST 3	24	PF	1	1.00	24	10	6630	SAL	-	-	159,120	-	159,120
										OPE	-	-	81,022	-	81,022
0004662	AT C0872 AP	OPERATIONS & POLICY ANALYST 3	30	PF	1	1.00	24	8	8053	SAL	-	-	193,272	-	193,272
										OPE	-	-	89,891	-	89,891
0004664	MMN X0872 AP	OPERATIONS & POLICY ANALYST 3	30	PF	1	1.00	24	9	9264	SAL	-	-	222,336	-	222,336
										OPE	-	-	97,440	-	97,440
0004665	AT C0872 AP	OPERATIONS & POLICY ANALYST 3	30	PF	1	1.00	24	7	7673	SAL	-	-	184,152	-	184,152
										OPE	-	-	87,524	-	87,524
0004666	AT C5353 AP	BOILER INSPECTOR	27	PF	1	1.00	24	10	7673	SAL	-	-	184,152	-	184,152
										OPE	-	-	87,524	-	87,524
0004669	AT C5353 AP	BOILER INSPECTOR	27	PF	1	1.00	24	10	7673	SAL	-	-	184,152	-	184,152
										OPE	-	-	87,524	-	87,524
0004675	AT C5342 AP	ELEVATOR INSPECTOR	25	PF	1	1.00	24	10	6977	SAL	-	-	167,448	-	167,448
										OPE	-	-	83,186	-	83,186
0004690	AT C0107 AP	ADMINISTRATIVE SPECIALIST 1	17	PF	1	1.00	24	10	4772	SAL	-	-	114,528	-	114,528
										OPE	-	-	69,441	-	69,441
0004691	B Y7500 AE	BOARD AND COMMISSION MEMBER	0	PP	0	0.00	0	0	0	SAL	-	-	720	-	720
										OPE	-	-	55	-	55
0004692	B Y7500 AE	BOARD AND COMMISSION MEMBER	0	PP	0	0.00	0	0	0	SAL	-	-	720	-	720
										OPE	-	-	55	-	55
0004693	B Y7500 AE	BOARD AND COMMISSION MEMBER	0	PP	0	0.00	0	0	0	SAL	-	-	720	-	720
										OPE	-	-	55	-	55
0004694	B Y7500 AE	BOARD AND COMMISSION MEMBER	0	PP	0	0.00	0	0	0	SAL	-	-	720	-	720
										OPE	-	-	55	-	55
0004695	B Y7500 AE	BOARD AND COMMISSION MEMBER	0	PP	0	0.00	0	0	0	SAL	-	-	720	-	720

Position Number	Classification	Classification Name	Sal Rng	Pos Type	Pos Cnt	FTE	Mos	Step	Rate	SAL/ OPE	Salary/OPE GF	LF	OF	FF	AF
										OPE	-	-	55	-	55
0004696	B Y7500 AE	BOARD AND COMMISSION MEMBER	0	PP	0	0.00	0	0	0	SAL	-	-	720	-	720
										OPE	-	-	55	-	55
0004697	B Y7500 AE	BOARD AND COMMISSION MEMBER	0	PP	0	0.00	0	0	0	SAL	-	-	720	-	720
										OPE	-	-	55	-	55
0004700	MESN Z7081 AF	BUSINESS OPERATIONS ADMINISTRATC	40X	PF	1	1.00	24	7	13004	SAL	-	-	312,096	-	312,096
										OPE	-	-	119,443	-	119,443
0004704	AT C0118 AP	EXECUTIVE SUPPORT SPECIALIST 1	17	PF	1	1.00	24	8	4355	SAL	-	-	104,520	-	104,520
										OPE	-	-	66,843	-	66,843
0004705	AT C0118 AP	EXECUTIVE SUPPORT SPECIALIST 1	17	PF	1	1.00	24	10	4772	SAL	-	-	114,528	-	114,528
										OPE	-	-	69,441	-	69,441
0004709	AT C0107 AP	ADMINISTRATIVE SPECIALIST 1	17	PF	1	1.00	24	3	3482	SAL	-	-	83,568	-	83,568
										OPE	-	-	61,401	-	61,401
0004714	AT C5391 AP	PLANS EXAMINER COMMERCIAL & RES	29	PF	1	1.00	24	3	6046	SAL	-	-	145,104	-	145,104
										OPE	-	-	77,382	-	77,382
0004716	MENN Z7144 AF	COMPLIANCE AND REGULATORY MANA	33X	PF	1	1.00	24	10	10720	SAL	-	-	257,280	-	257,280
										OPE	-	-	106,515	-	106,515
0004738	MESN Z7144 AF	COMPLIANCE AND REGULATORY MANA	33X	PF	1	1.00	24	10	10720	SAL	-	-	257,280	-	257,280
										OPE	-	-	106,515	-	106,515
0004746	AT C5342 AP	ELEVATOR INSPECTOR	25	PF	1	1.00	24	10	6977	SAL	-	-	167,448	-	167,448
										OPE	-	-	83,186	-	83,186
0004747	AT C5247 AP	COMPLIANCE SPECIALIST 2	25	PF	1	1.00	24	10	6977	SAL	-	-	167,448	-	167,448
										OPE	-	-	83,186	-	83,186
0004748	AT C5372 AP	ELECTRICAL INSPECTOR MULTI DISCIP	29	PF	1	1.00	24	10	8449	SAL	-	-	202,776	-	202,776
										OPE	-	-	92,359	-	92,359
0004749	B Y7500 AE	BOARD AND COMMISSION MEMBER	0	PP	0	0.00	0	0	0	SAL	-	-	720	-	720
										OPE	-	-	55	-	55
0004750	B Y7500 AE	BOARD AND COMMISSION MEMBER	0	PP	0	0.00	0	0	0	SAL	-	-	720	-	720
										OPE	-	-	55	-	55
0004751	B Y7500 AE	BOARD AND COMMISSION MEMBER	0	PP	0	0.00	0	0	0	SAL	-	-	720	-	720
										OPE	-	-	55	-	55

Position Number	Classification	Classification Name	Sal Rng	Pos Type	Pos Cnt	FTE	Mos	Step	Rate	SAL/ OPE	Salary/OPE GF	LF	OF	FF	AF
0004752	B Y7500 AE	BOARD AND COMMISSION MEMBER	0	PP	0	0.00	0	0	0	SAL	-	-	720	-	720
										OPE	-	-	55	-	55
0004753	B Y7500 AE	BOARD AND COMMISSION MEMBER	0	PP	0	0.00	0	0	0	SAL	-	-	720	-	720
										OPE	-	-	55	-	55
0004754	B Y7500 AE	BOARD AND COMMISSION MEMBER	0	PP	0	0.00	0	0	0	SAL	-	-	720	-	720
										OPE	-	-	55	-	55
0004755	B Y7500 AE	BOARD AND COMMISSION MEMBER	0	PP	0	0.00	0	0	0	SAL	-	-	720	-	720
										OPE	-	-	55	-	55
0004756	B Y7500 AE	BOARD AND COMMISSION MEMBER	0	PP	0	0.00	0	0	0	SAL	-	-	720	-	720
										OPE	-	-	55	-	55
0004757	B Y7500 AE	BOARD AND COMMISSION MEMBER	0	PP	0	0.00	0	0	0	SAL	-	-	720	-	720
										OPE	-	-	55	-	55
0004758	B Y7500 AE	BOARD AND COMMISSION MEMBER	0	PP	0	0.00	0	0	0	SAL	-	-	720	-	720
										OPE	-	-	55	-	55
0004759	B Y7500 AE	BOARD AND COMMISSION MEMBER	0	PP	0	0.00	0	0	0	SAL	-	-	720	-	720
										OPE	-	-	55	-	55
0004760	B Y7500 AE	BOARD AND COMMISSION MEMBER	0	PP	0	0.00	0	0	0	SAL	-	-	720	-	720
										OPE	-	-	55	-	55
0004761	B Y7500 AE	BOARD AND COMMISSION MEMBER	0	PP	0	0.00	0	0	0	SAL	-	-	720	-	720
										OPE	-	-	55	-	55
0004766	B Y7500 AE	BOARD AND COMMISSION MEMBER	0	PP	0	0.00	0	0	0	SAL	-	-	720	-	720
										OPE	-	-	55	-	55
0004775	AT C0107 AP	ADMINISTRATIVE SPECIALIST 1	17	PF	1	1.00	24	7	4155	SAL	-	-	99,720	-	99,720
										OPE	-	-	65,597	-	65,597
0004779	AT C5353 AP	BOILER INSPECTOR	27	PF	1	1.00	24	10	7673	SAL	-	-	184,152	-	184,152
										OPE	-	-	87,524	-	87,524
0004781	AT C5353 AP	BOILER INSPECTOR	27	PF	1	1.00	24	10	7673	SAL	-	-	184,152	-	184,152
										OPE	-	-	87,524	-	87,524
0004782	AT C5353 AP	BOILER INSPECTOR	27	PF	1	1.00	24	10	7673	SAL	-	-	184,152	-	184,152
										OPE	-	-	87,524	-	87,524
0004785	AT C5247 AP	COMPLIANCE SPECIALIST 2	25	PF	1	1.00	24	10	6977	SAL	-	-	167,448	-	167,448

Position Number	Classification	Classification Name	Sal Rng	Pos Type	Pos Cnt	FTE	Mos	Step	Rate	SAL/ OPE	Salary/OPE GF	LF	OF	FF	AF
										OPE	-	-	83,186	-	83,186
0004792	B Y7500 AE	BOARD AND COMMISSION MEMBER	0	PP	0	0.00	0	0	0	SAL	-	-	720	-	720
										OPE	-	-	55	-	55
0004793	B Y7500 AE	BOARD AND COMMISSION MEMBER	0	PP	0	0.00	0	0	0	SAL	-	-	720	-	720
										OPE	-	-	55	-	55
0004794	B Y7500 AE	BOARD AND COMMISSION MEMBER	0	PP	0	0.00	0	0	0	SAL	-	-	720	-	720
										OPE	-	-	55	-	55
0004795	B Y7500 AE	BOARD AND COMMISSION MEMBER	0	PP	0	0.00	0	0	0	SAL	-	-	720	-	720
										OPE	-	-	55	-	55
0004796	B Y7500 AE	BOARD AND COMMISSION MEMBER	0	PP	0	0.00	0	0	0	SAL	-	-	720	-	720
										OPE	-	-	55	-	55
0004797	B Y7500 AE	BOARD AND COMMISSION MEMBER	0	PP	0	0.00	0	0	0	SAL	-	-	720	-	720
										OPE	-	-	55	-	55
0004798	B Y7500 AE	BOARD AND COMMISSION MEMBER	0	PP	0	0.00	0	0	0	SAL	-	-	720	-	720
										OPE	-	-	55	-	55
0004799	B Y7500 AE	BOARD AND COMMISSION MEMBER	0	PP	0	0.00	0	0	0	SAL	-	-	720	-	720
										OPE	-	-	55	-	55
0004801	AT C1487 IP	INFORMATION SYSTEMS SPECIALIST 7	31	PF	1	1.00	24	9	9079	SAL	-	-	217,896	-	217,896
										OPE	-	-	96,287	-	96,287
0004814	AT C0872 AP	OPERATIONS & POLICY ANALYST 3	30	PF	1	1.00	24	3	6345	SAL	-	-	152,280	-	152,280
										OPE	-	-	79,246	-	79,246
0004815	AT C0872 AP	OPERATIONS & POLICY ANALYST 3	30	PF	1	1.00	24	3	6345	SAL	-	-	152,280	-	152,280
										OPE	-	-	79,246	-	79,246
0004818	AT C5342 AP	ELEVATOR INSPECTOR	25	PF	1	1.00	24	10	6977	SAL	-	-	167,448	-	167,448
										OPE	-	-	83,186	-	83,186
0004820	AT C5382 AP	STRUCTURAL/MECHANICAL INSPECTOI	29	PF	1	1.00	24	10	8449	SAL	-	-	202,776	-	202,776
										OPE	-	-	92,359	-	92,359
0004822	AT C5342 AP	ELEVATOR INSPECTOR	25	PF	1	1.00	24	10	6977	SAL	-	-	167,448	-	167,448
										OPE	-	-	83,186	-	83,186
0004835	AT C0107 AP	ADMINISTRATIVE SPECIALIST 1	17	PF	1	1.00	24	10	4772	SAL	-	-	114,528	-	114,528
										OPE	-	-	69,441	-	69,441

Position Number	Classification	Classification Name	Sal Rng	Pos Type	Pos Cnt	FTE	Mos	Step	Rate	SAL/ OPE	Salary/OPE				
											GF	LF	OF	FF	AF
0004837	AT C0107 AP	ADMINISTRATIVE SPECIALIST 1	17	PF	1	1.00	24	10	4772	SAL	-	-	114,528	-	114,528
										OPE	-	-	69,441	-	69,441
0004842	AT C5372 AP	ELECTRICAL INSPECTOR MULTI DISCIP	29	PF	1	1.00	24	3	6046	SAL	-	-	145,104	-	145,104
										OPE	-	-	77,382	-	77,382
0004846	AT C5342 AP	ELEVATOR INSPECTOR	25	PF	1	1.00	24	10	6977	SAL	-	-	167,448	-	167,448
										OPE	-	-	83,186	-	83,186
0004857	AT C0872 AP	OPERATIONS & POLICY ANALYST 3	30	PF	1	1.00	24	10	8868	SAL	-	-	212,832	-	212,832
										OPE	-	-	94,971	-	94,971
0004862	AT C5342 AP	ELEVATOR INSPECTOR	25	PF	1	1.00	24	10	6977	SAL	-	-	167,448	-	167,448
										OPE	-	-	83,186	-	83,186
0004874	AT C0104 AP	OFFICE SPECIALIST 2	15C	PF	1	1.00	24	10	4462	SAL	-	-	107,088	-	107,088
										OPE	-	-	67,509	-	67,509
0004879	AT C0107 AP	ADMINISTRATIVE SPECIALIST 1	17	PF	1	1.00	24	10	4772	SAL	-	-	114,528	-	114,528
										OPE	-	-	69,441	-	69,441
0004895	MESN Z7074 AF	Budget and Fiscal Manager 2		PF	1	1.00	24	10	10720	SAL	-	-	257,280	-	257,280
										OPE	-	-	106,515	-	106,515
0004898	AT C0107 AP	ADMINISTRATIVE SPECIALIST 1	17	PF	1	1.00	24	5	3787	SAL	-	-	90,888	-	90,888
										OPE	-	-	63,303	-	63,303
0004900	AT C0108 AP	ADMINISTRATIVE SPECIALIST 2	20	PF	1	1.00	24	7	4772	SAL	-	-	114,528	-	114,528
										OPE	-	-	69,441	-	69,441
0004904	MESN Z7144 AF	COMPLIANCE AND REGULATORY MANA	33X	PF	1	1.00	24	10	10720	SAL	-	-	257,280	-	257,280
										OPE	-	-	106,515	-	106,515
0004905	AT C0108 AP	ADMINISTRATIVE SPECIALIST 2	20	PF	1	1.00	24	9	5253	SAL	-	-	126,072	-	126,072
										OPE	-	-	72,440	-	72,440
0004910	AT C0108 AP	ADMINISTRATIVE SPECIALIST 2	20	PF	1	1.00	24	8	5014	SAL	-	-	120,336	-	120,336
										OPE	-	-	70,950	-	70,950
0004912	AT C5390 AP	PLANS EXAMINER RESIDENTIAL	26	PF	1	1.00	24	7	6345	SAL	-	-	152,280	-	152,280
										OPE	-	-	79,246	-	79,246
0004921	AT C1484 IP	INFORMATION SYSTEMS SPECIALIST 4	25	PF	1	1.00	24	10	7189	SAL	-	-	172,536	-	172,536
										OPE	-	-	84,506	-	84,506
0004923	AT C5353 AP	BOILER INSPECTOR	27	PF	1	1.00	24	3	5501	SAL	-	-	132,024	-	132,024

Position Number	Classification	Classification Name	Sal Rng	Pos Type	Pos Cnt	FTE	Mos	Step	Rate	SAL/ OPE	Salary/OPE GF	LF	OF	FF	AF
										OPE	-	-	73,986	-	73,986
0004924	AT C5353 AP	BOILER INSPECTOR	27	PF	1	1.00	24	3	5501	SAL	-	-	132,024	-	132,024
										OPE	-	-	73,986	-	73,986
0004926	MMN X0873 AP	OPERATIONS & POLICY ANALYST 4	32	PF	1	1.00	24	6	8831	SAL	-	-	211,944	-	211,944
										OPE	-	-	94,741	-	94,741
0004932	AT C0871 AP	OPERATIONS & POLICY ANALYST 2	27	PF	1	1.00	24	10	7673	SAL	-	-	-	184,152	184,152
										OPE	-	-	-	87,524	87,524
0400005	B Y7500 AE	BOARD AND COMMISSION MEMBER	0	PP	0	0.00	0	0	0	SAL	-	-	720	-	720
										OPE	-	-	55	-	55
0400007	B Y7500 AE	BOARD AND COMMISSION MEMBER	0	PP	0	0.00	0	0	0	SAL	-	-	720	-	720
										OPE	-	-	55	-	55
7000003	MESN Z7144 AF	COMPLIANCE AND REGULATORY MANA	33X	PF	1	1.00	24	10	10720	SAL	-	-	257,280	-	257,280
										OPE	-	-	106,515	-	106,515
7100025	OAS C1487 IP	INFORMATION SYSTEMS SPECIALIST 7	31	PF	1	1.00	24	10	9517	SAL	-	-	228,408	-	228,408
										OPE	-	-	99,017	-	99,017
7100027	OAS C1487 IP	INFORMATION SYSTEMS SPECIALIST 7	31	PF	1	1.00	24	10	9517	SAL	-	-	228,408	-	228,408
										OPE	-	-	99,017	-	99,017
7100031	OAS C1487 IP	INFORMATION SYSTEMS SPECIALIST 7	31	PF	1	1.00	24	10	9517	SAL	-	-	228,408	-	228,408
										OPE	-	-	99,017	-	99,017
Total Salary											-	-	23,762,313	184,152	23,946,465
Total OPE											-	-	11,393,680	87,524	11,481,204
Total Personal Services					**133**	**132.76**					**-**	**-**	**35,155,993**	**271,676**	**35,427,669**

Position Number	Classification	Classification Name	Sal Rng	Pos Type	Pos Cnt	FTE	Mos	Step	Rate	SAL/ OPE	Salary/OPE GF	LF	OF	FF	AF
0001056	MESN Z7144 AF	COMPLIANCE AND REGULATORY MANA	33X	PF	1	0.92	22	3	7630	SAL	167,860	-	-	-	167,860
										OPE	79,983	-	-	-	79,983
0001057	MMN X0873 AP	OPERATIONS & POLICY ANALYST 4	32	PP	1	0.88	21	3	7630	SAL	160,230	-	-	-	160,230
										OPE	76,348	-	-	-	76,348
0001059	OAS C0108 AP	ADMINISTRATIVE SPECIALIST 2	20	PF	1	0.88	21	3	3964	SAL	83,244	-	-	-	83,244
										OPE	56,354	-	-	-	56,354
Total Salary											411,334	-	-	-	411,334
Total OPE											212,685	-	-	-	212,685
Total Personal Services					**3**	**2.68**					**624,019**	**-**	**-**	**-**	**624,019**