

Workers' Benefit Fund

Status Update 2025

Presenter: Kelli Borushko – Senior Economist
IT & Research Section, Central Services Division



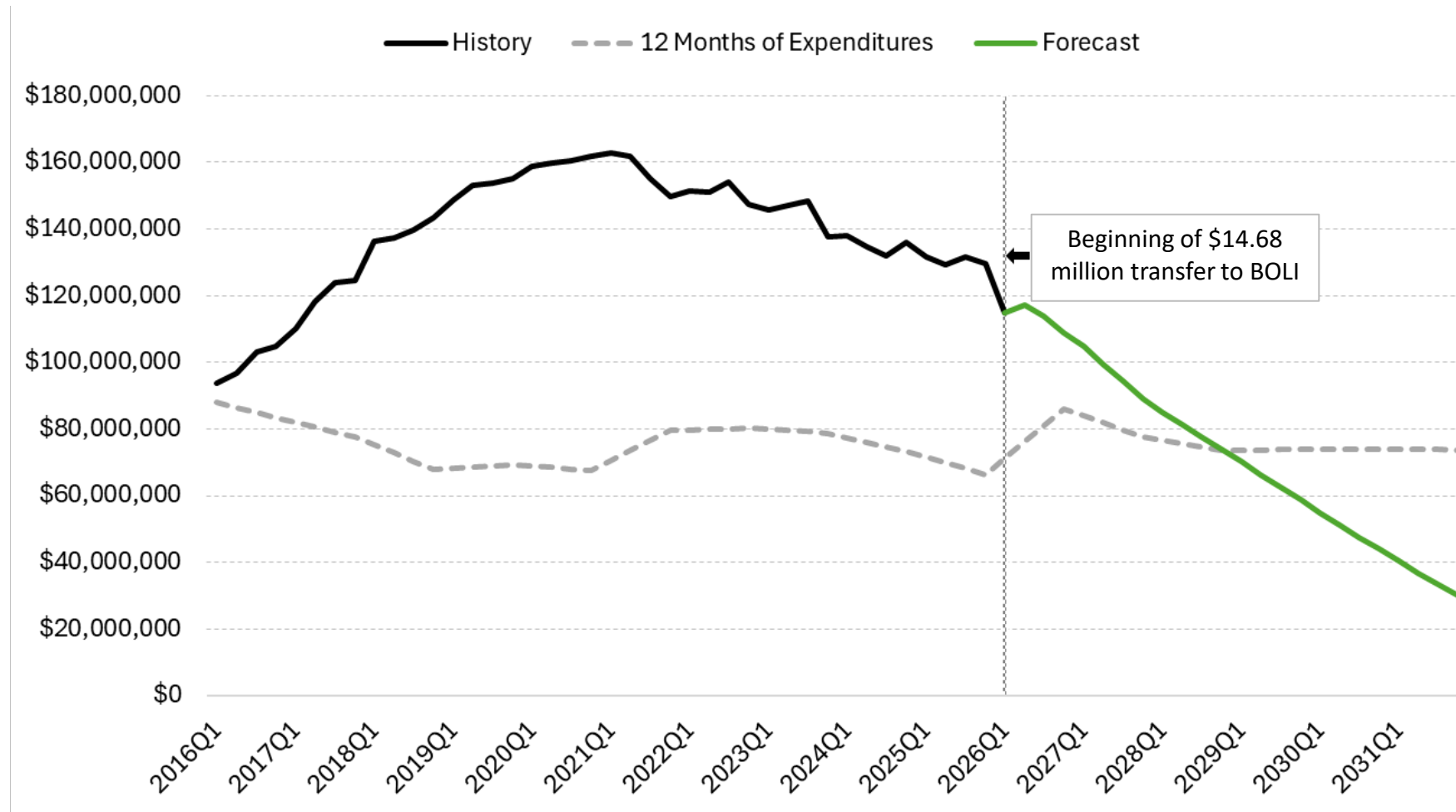
Agenda

- Workers' Benefit Fund overview
- Current fund balance and projections
- Actual and projected revenue
- WBF program expenditures
- Future liability
- WBF administrative expenditures
- Noncomplying Employers and BOLI Expenses Fund

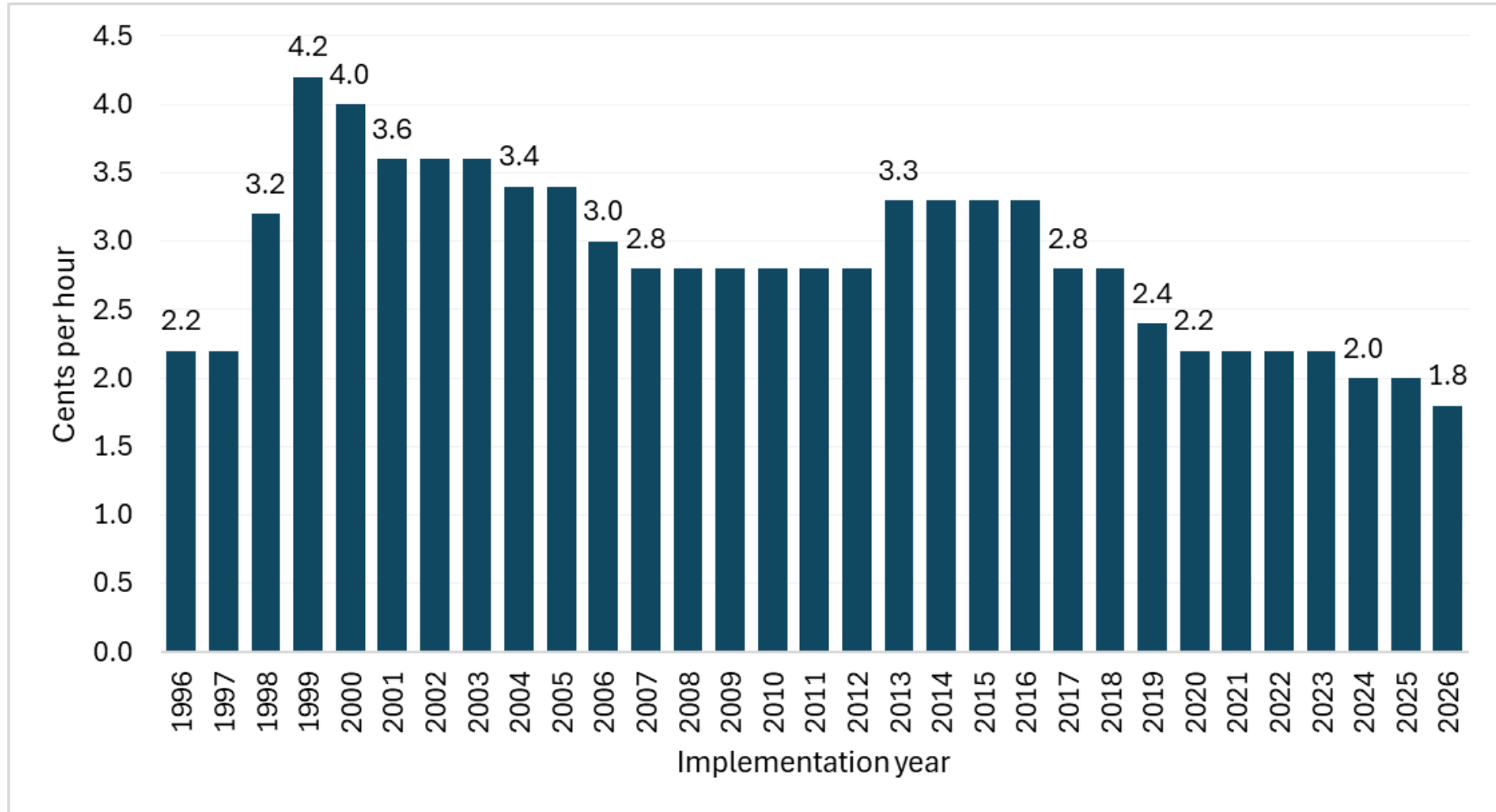
Workers' Benefit Fund overview

- Provides benefit increases to permanently disabled workers and to families of workers who died from a workplace injury or disease
- Supports Oregon programs that help injured workers return to work
- Funded by a cents-per-hour assessment paid equally by subject employers and workers
 - Current rate effective Jan. 1, 2026 = 1.8 cents per hour

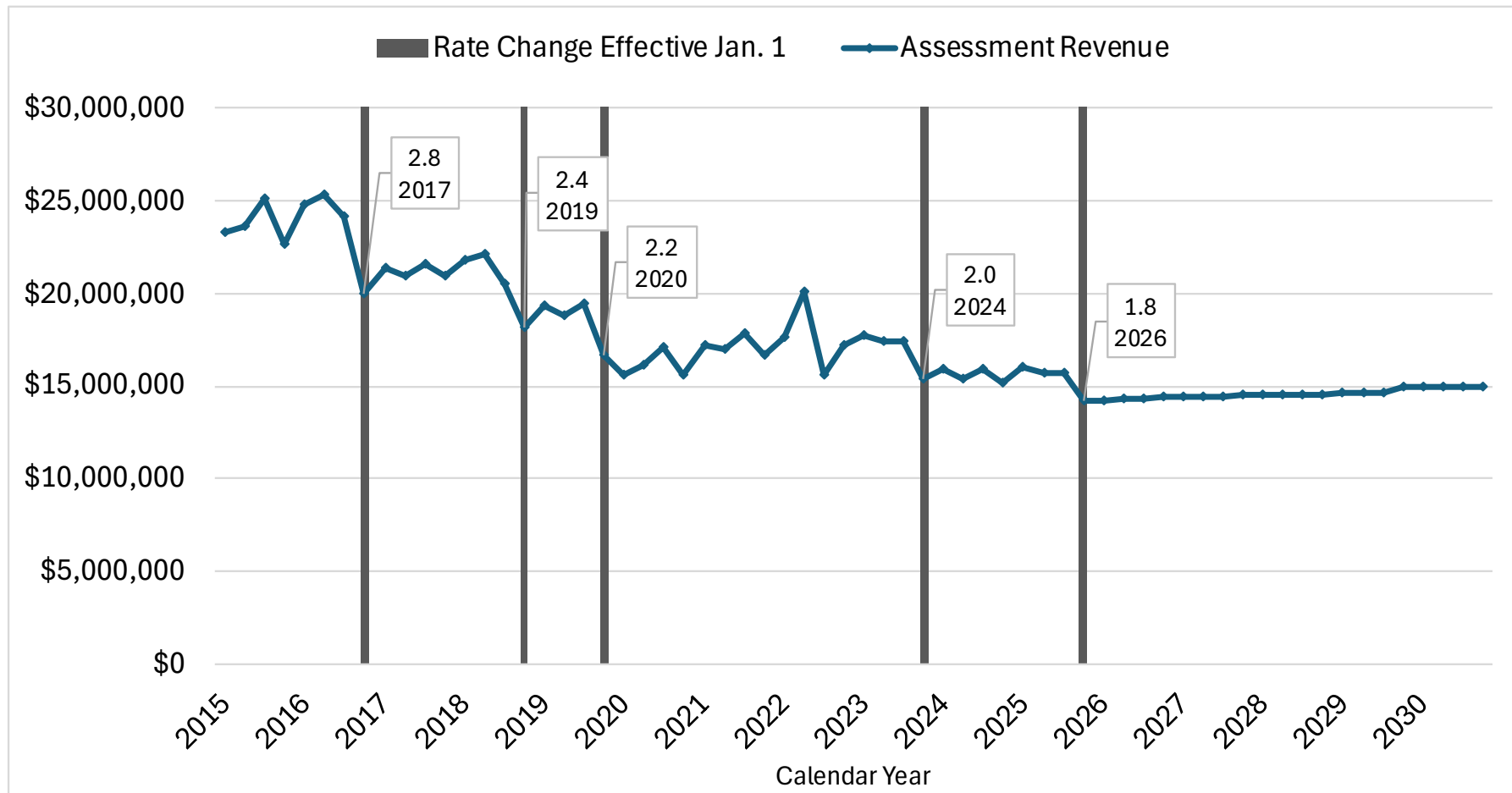
WBF – Ending Fund Balance



WBF cents per hour rates

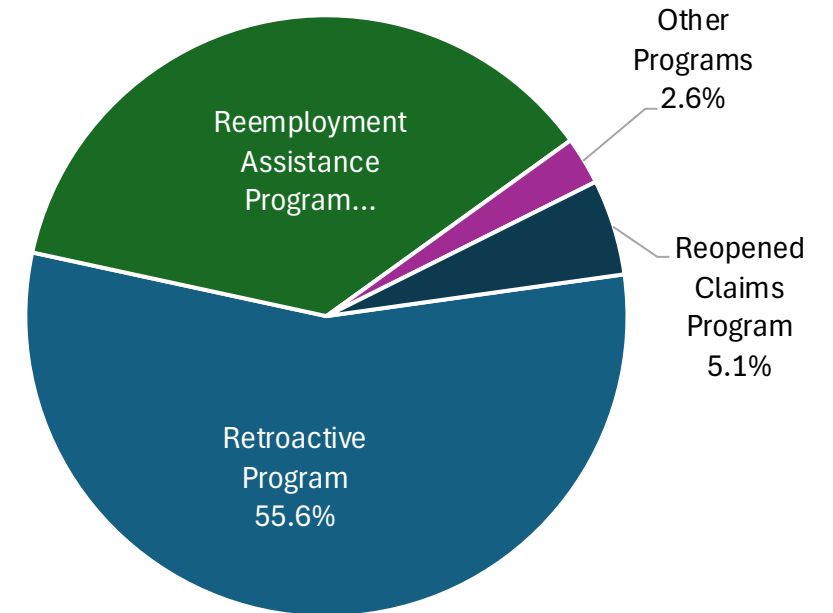


WBF Revenue – Actuals through Sept. 2025



Fiscal Year 2025 WBF Program Expenditures

- **Retroactive Program** – pays cost of living adjustment (COLA) for fatal or permanent total disability injuries; based on State Average Weekly Wage (SAWW)
- **Reemployment Assistance Program** – facilitates the early return to work of injured employees
 - Employer-at-Injury Program
 - Preferred Worker Program
- **Reopened Claims Program** – reimburses insurers and self-insured employers for certain costs arising after workers' aggravation rights have expired
- **Other programs** – includes Workers with Disabilities Program (WWD), wages for multiple jobs component (Senate Bill 485), and claims payments for dissolved self-insured groups (Senate Bill 1558)



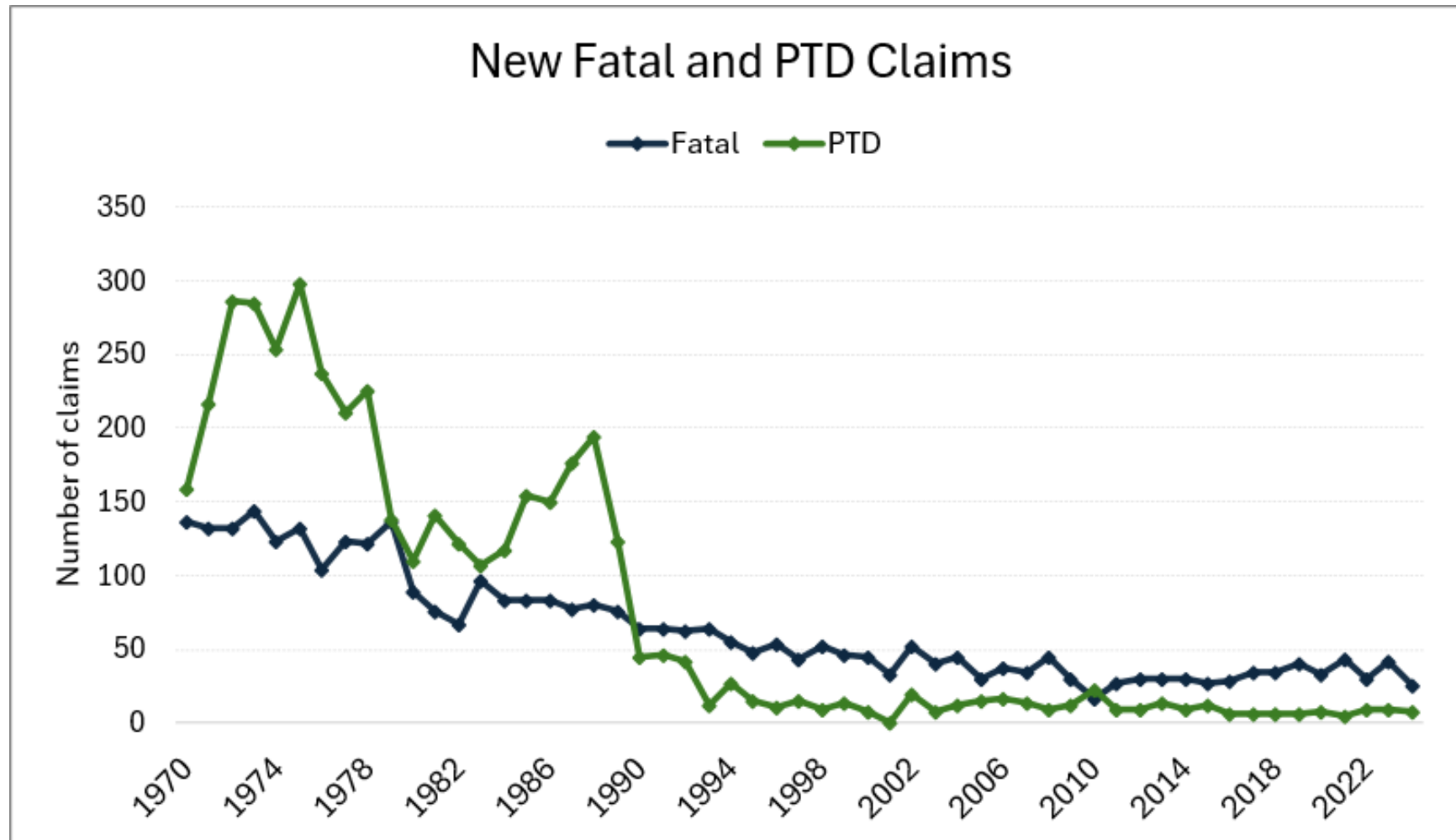
WBF Expenditures – Actuals through Sept. 2025

	2023-2025		2025-2027		2027-2029		2029-2031	
	FY 2024	FY 2025	FY 2026	FY 2027	FY 2028	FY 2029	FY 2030	FY 2031
Expenditures:								
Workers with Disability Program	169,067	67,007	23,936	23,936	23,936	23,936	23,936	23,936
Reemployment Assistance Program	26,503,711	25,456,662	30,452,644	30,190,529	30,767,709	31,350,501	31,951,705	32,564,601
Reopened Claims Program	2,227,367	3,573,773	2,965,035	3,036,174	3,172,420	3,384,404	3,288,978	3,069,516
Retroactive Program	34,306,895	38,615,322	34,674,014	32,232,866	31,614,920	30,976,303	30,321,378	29,654,717
SB 485 Multiple Wage Jobs	1,424,181	1,672,803	1,384,554	1,278,977	1,278,977	1,278,977	1,278,977	1,278,977
SB 1558 Claim Payments	76,142	42,794	32,014	6,413	5,807	5,314	4,777	4,180
WBF Program Expenditures Excluding NCE	\$ 64,707,363	\$ 69,428,360	\$ 69,532,197	\$ 66,768,895	\$ 66,863,769	\$ 67,019,435	\$ 66,869,751	\$ 66,595,927

WBF Expenditures – Retroactive Program

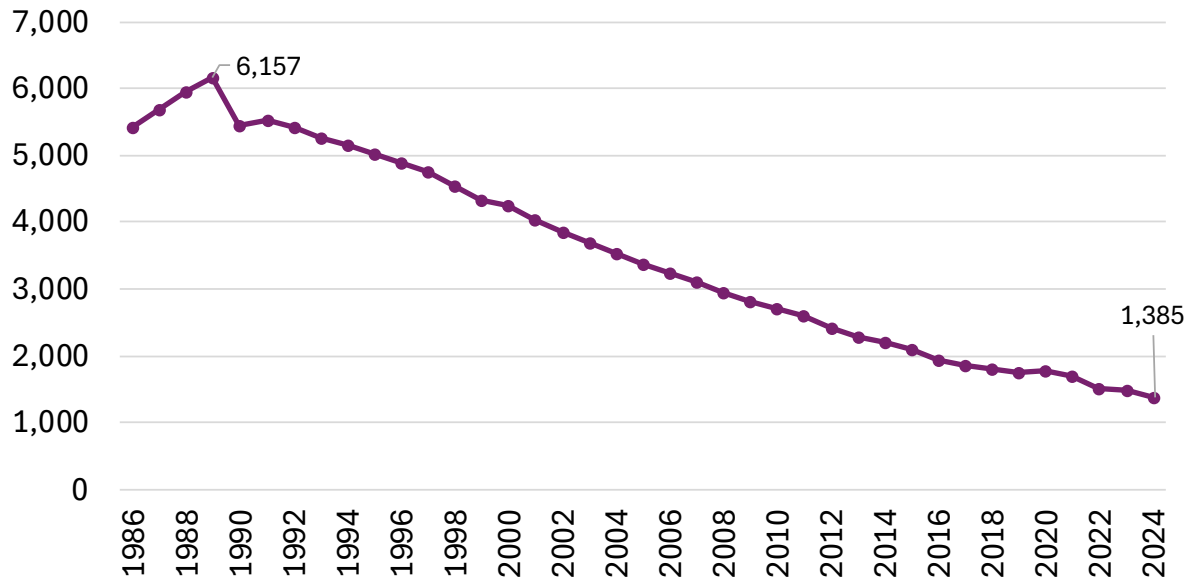
	2023-2025		2025-2027		2027-2029		2029-2031	
	FY 2024	FY 2025	FY 2026	FY 2027	FY 2028	FY 2029	FY 2030	FY 2031
Expenditures:								
Workers with Disability Program	169,067	67,007	23,936	23,936	23,936	23,936	23,936	23,936
Reemployment Assistance Program	26,503,711	25,456,662	30,452,644	30,190,529	30,767,709	31,350,501	31,951,705	32,564,601
Reopened Claims Program	2,227,267	2,572,772	2,065,025	2,026,174	2,172,420	2,284,404	2,288,078	2,060,516
Retroactive Program	34,306,895	38,615,322	34,674,014	32,232,866	31,614,920	30,976,303	30,321,378	29,654,717
SB 485 Multiple wage jobs	1,424,181	1,072,803	1,384,334	1,278,977	1,278,977	1,278,977	1,278,977	1,278,977
SB 1558 Claim Payments	76,142	42,794	32,014	6,413	5,807	5,314	4,777	4,180
WBF Program Expenditures Excluding NCE	\$ 64,707,363	\$ 69,428,360	\$ 69,532,197	\$ 66,768,895	\$ 66,863,769	\$ 67,019,435	\$ 66,869,751	\$ 66,595,927

WBF Expenditures – Retroactive Program

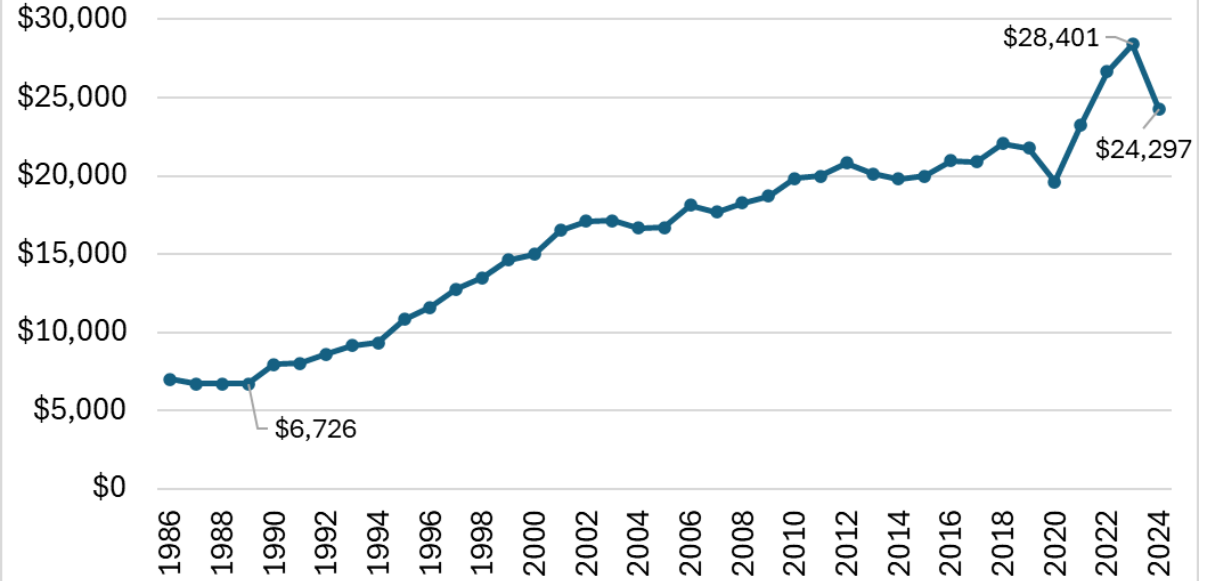


WBF Expenditures – Retroactive Program

Active claims



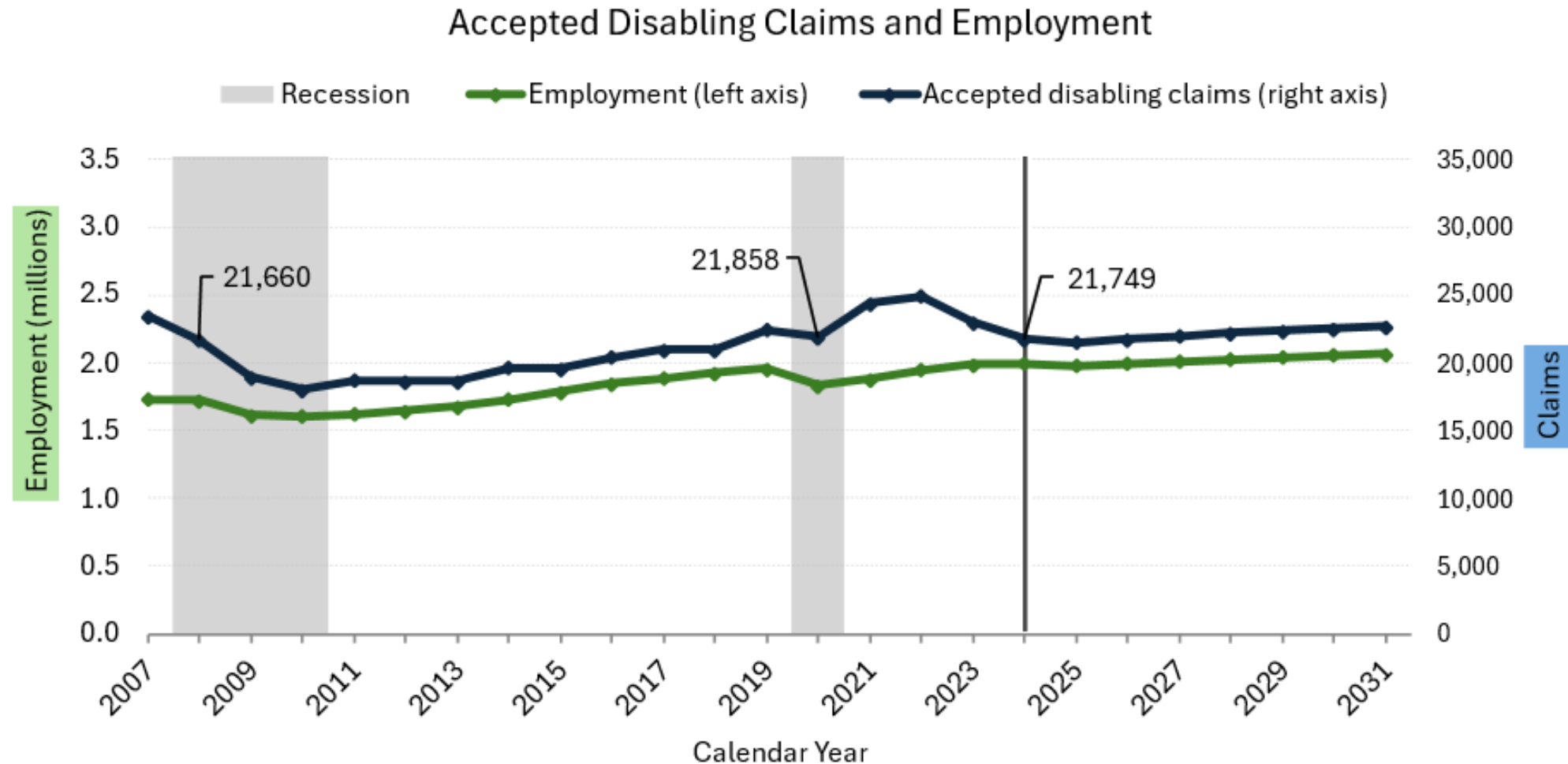
Average payment per claim



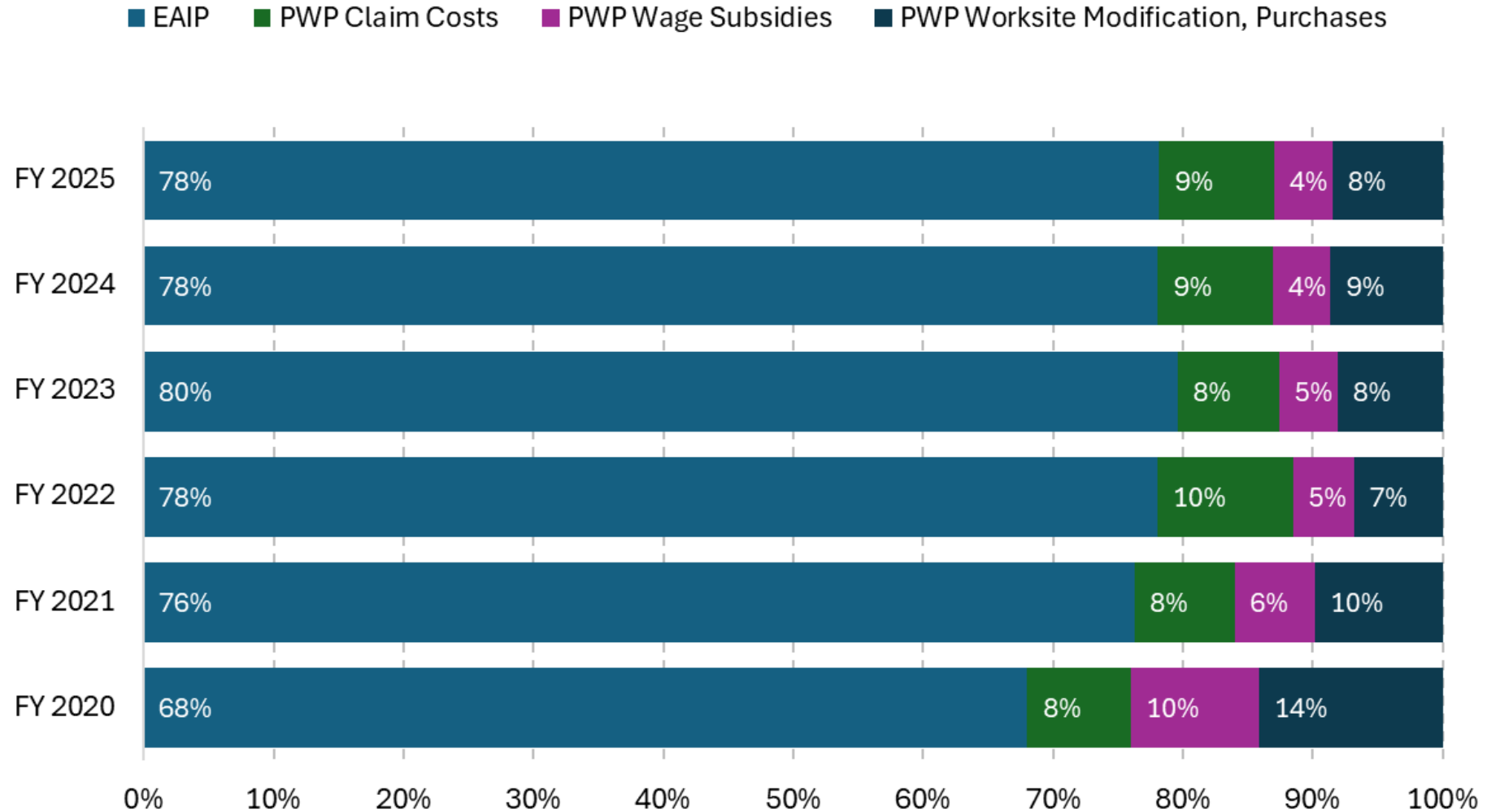
WBF Expenditures – Reemployment Assistance Program

	2023-2025		2025-2027		2027-2029		2029-2031	
	FY 2024	FY 2025	FY 2026	FY 2027	FY 2028	FY 2029	FY 2030	FY 2031
Expenditures:								
Workers with Disability Program	169,967	67,997	22,926	22,926	22,926	22,926	22,926	22,926
Reemployment Assistance Program	26,503,711	25,456,662	30,452,644	30,190,529	30,767,709	31,350,501	31,951,705	32,564,601
Reopened Claims Program	2,227,367	3,373,773	2,963,033	3,036,174	3,172,420	3,384,404	3,288,978	3,069,316
Retroactive Program	34,306,895	38,615,322	34,674,014	32,232,866	31,614,920	30,976,303	30,321,378	29,654,717
SB 485 Multiple Wage Jobs	1,424,181	1,672,803	1,384,554	1,278,977	1,278,977	1,278,977	1,278,977	1,278,977
SB 1558 Claim Payments	76,142	42,794	32,014	6,413	5,807	5,314	4,777	4,180
WBF Program Expenditures Excluding NCE	\$ 64,707,363	\$ 69,428,360	\$ 69,532,197	\$ 66,768,895	\$ 66,863,769	\$ 67,019,435	\$ 66,869,751	\$ 66,595,927

WBF Expenditures – Reemployment Assistance Program



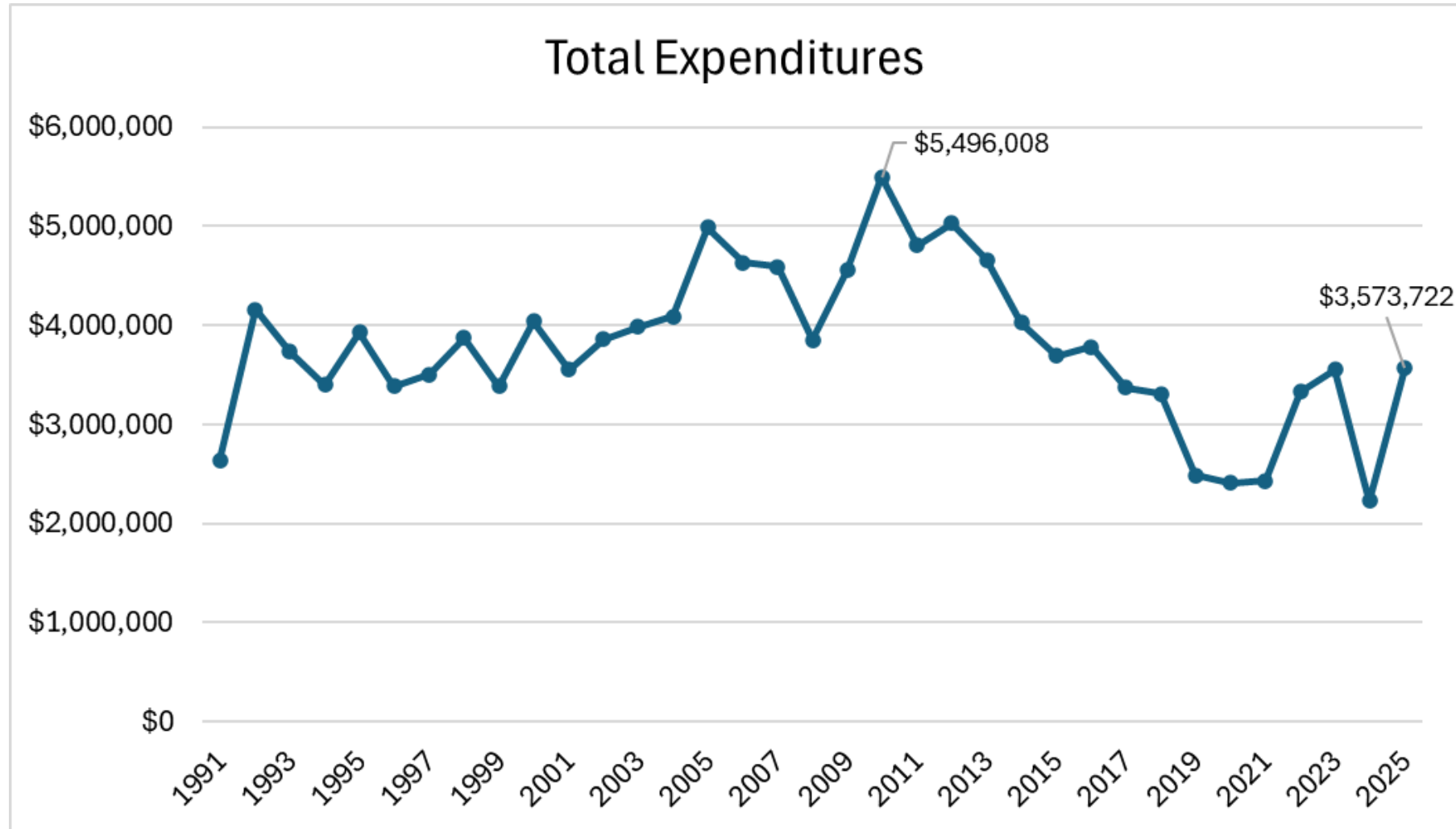
WBF Expenditures – Reemployment Assistance Program



WBF Expenditures – Reopened Claims Program

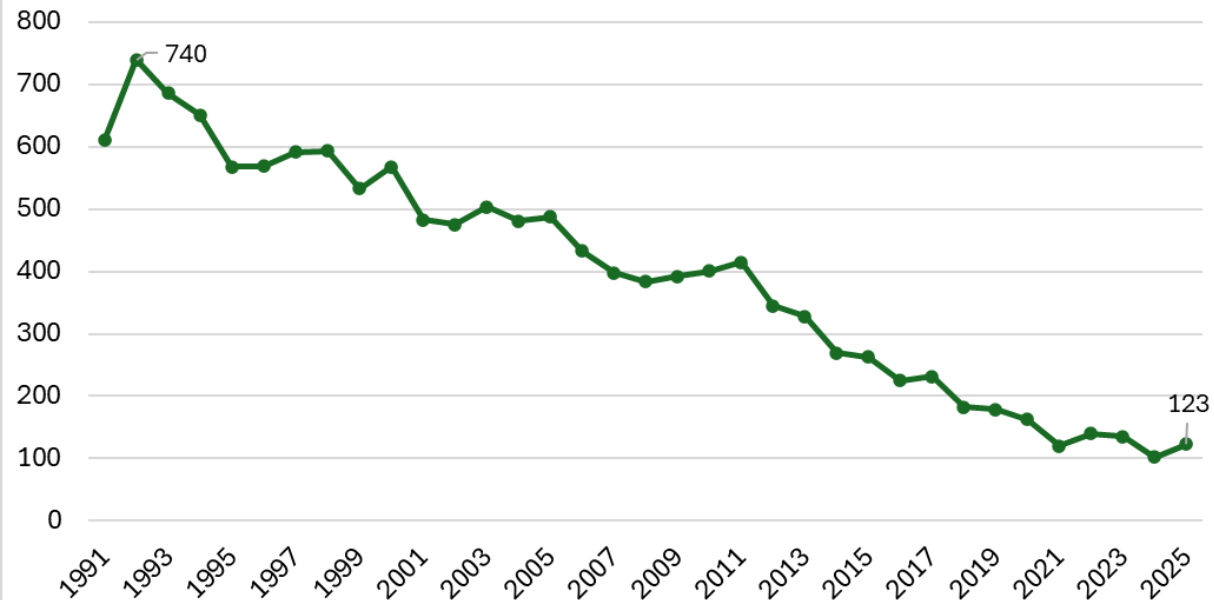
	2023-2025		2025-2027		2027-2029		2029-2031	
	FY 2024	FY 2025	FY 2026	FY 2027	FY 2028	FY 2029	FY 2030	FY 2031
Expenditures:								
Workers with Disability Program	169,067	67,007	23,936	23,936	23,936	23,936	23,936	23,936
Reemployment Assistance Program	26,502,711	25,456,662	20,452,644	20,100,520	20,767,700	21,250,501	21,051,705	22,564,601
Reopened Claims Program	2,227,367	3,573,773	2,965,035	3,036,174	3,172,420	3,384,404	3,288,978	3,069,516
Retroactive Program	34,306,893	38,013,322	34,074,014	32,232,888	31,014,920	30,970,303	30,321,378	29,034,717
SB 485 Multiple Wage Jobs	1,424,181	1,672,803	1,384,554	1,278,977	1,278,977	1,278,977	1,278,977	1,278,977
SB 1558 Claim Payments	76,142	42,794	32,014	6,413	5,807	5,314	4,777	4,180
WBF Program Expenditures Excluding NCE	\$ 64,707,363	\$ 69,428,360	\$ 69,532,197	\$ 66,768,895	\$ 66,863,769	\$ 67,019,435	\$ 66,869,751	\$ 66,595,927

WBF Expenditures – Reopened Claims Program

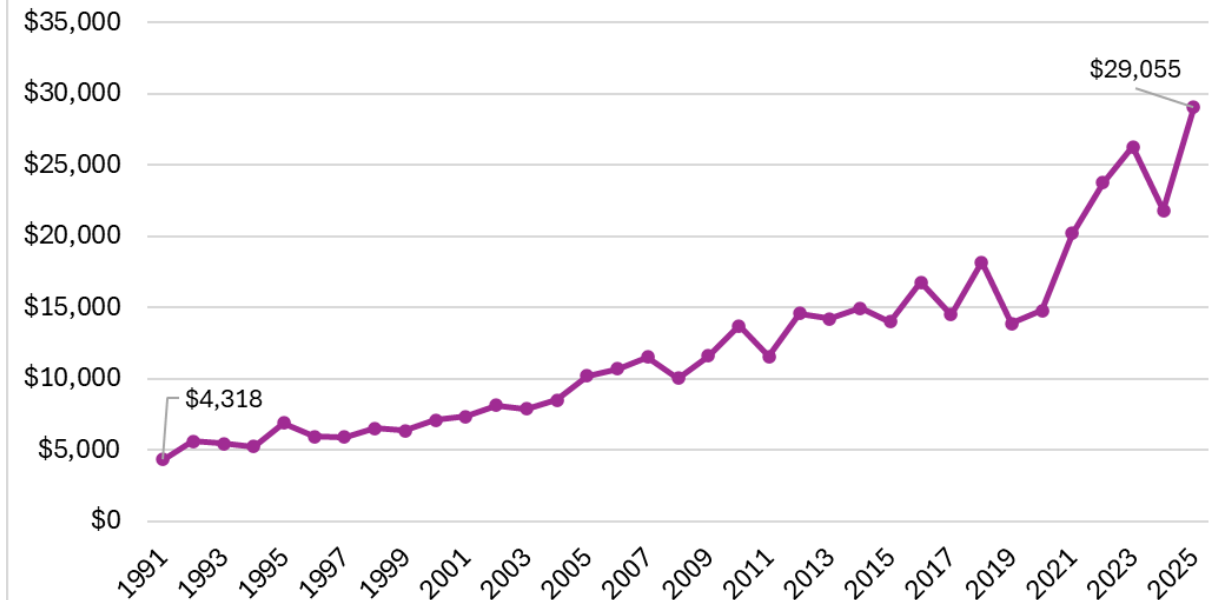


WBF Expenditures – Reopened Claims Program

Claims reimbursed



Average reimbursement



WBF Expenditures – Other Programs

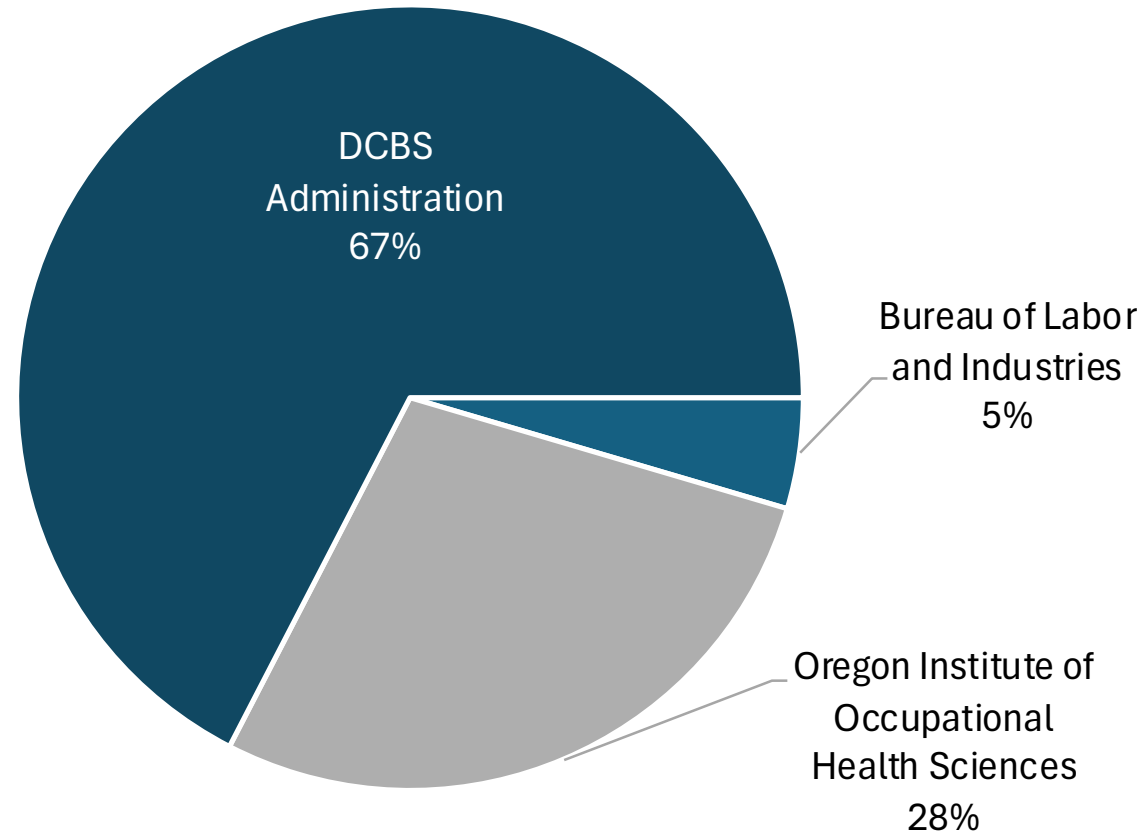
- Workers with Disability program
 - Continued decreases in costs as claims fall out of the program
- SB 1558 claim payments
 - Continued small payments for the existing self-insured groups' claims are expected
- SB 485 – wages for multiple jobs
 - Wages from multiple jobs can be considered in temporary disability computations
 - Reimbursements are expected to remain stable

WBF Programs – Long-term liability

WBF long-term liability at 6/30/2025

Retroactive Program	807,863,646
Reemployment Assistance	50,512,501
Reopened Claims	16,245,672
Workers with Disabilities	659,895
Self-insured Employer Group Claims	290,119
Total	875,571,833

WBF Administrative Expenditures



FY 2025 Total Expenditures = \$6.9 million

Programs not funded by the WBF

- Noncomplying Employers
 - Program revenue flows into and out of the WBF
 - Expenditures are payments to the NCE claims administrator, Sedgwick Claims Management Services, Inc.
 - Premium Assessment Operating Account covers differences
- BOLI Expenses Fund
 - Additional assessment on workers and employers not funded by the WBF
 - Prohibits the transfer of assessment moneys in the Workers' Benefit Fund to the new fund to make up the new assessment amounts

Questions?