

Monthly Caseload Variance Report  
Department of Human Services  
Child Welfare

DECEMBER 2017

Data for July 2017 are the most recent 'final actuals' as of the December 2017 monthly update. The July 2017 Total Child Welfare caseload actual value is 0.5 percent lower than forecast.

Adoption Assistance				
---------------------	--	--	--	--

Month	Actual	Fall 2017 Forecast	Over/Under Forecast	%
Mar-17	10,855	-	-	-
Apr-17	10,821	-	-	-
May-17	10,849	-	-	-
Jun-17	10,843	10,847	-4	0.0%
Jul-17	10,810	10,847	-37	-0.3%
Aug-17	10,786	10,846	-60	-0.6%

Guardianship Assistance				
-------------------------	--	--	--	--

Month	Actual	Fall 2017 Forecast	Over/Under Forecast	%
Mar-17	1,737	-	-	-
Apr-17	1,764	-	-	-
May-17	1,775	-	-	-
Jun-17	1,799	1,799	-	0.0%
Jul-17	1,804	1,810	-6	-0.3%
Aug-17	1,820	1,817	3	0.2%

Out of Home Care				
------------------	--	--	--	--

Month	Actual	Fall 2017 Forecast	Over/Under Forecast	%
Mar-17	7,450	-	-	-
Apr-17	7,481	-	-	-
May-17	7,532	-	-	-
Jun-17	7,545	7,536	9	0.1%
Jul-17	7,586	7,581	5	0.1%
Aug-17	7,623	7,632	-9	-0.1%

Child-In-Home				
---------------	--	--	--	--

Month	Actual	Fall 2017 Forecast	Over/Under Forecast	%
Mar-17	1,563	-	-	-
Apr-17	1,619	-	-	-
May-17	1,681	-	-	-
Jun-17	1,685	1,700	-15	-0.9%
Jul-17	1,644	1,712	-68	-4.0%
Aug-17	1,638	1,733	-95	-5.5%

Total Child Welfare				
---------------------	--	--	--	--

Month	Actual	Fall 2017 Forecast	Over/Under Forecast	%
Mar-17	21,605	-	-	-
Apr-17	21,685	-	-	-
May-17	21,837	-	-	-
Jun-17	21,872	21,882	-10	0.0%
Jul-17	21,844	21,950	-106	-0.5%
Aug-17	21,867	22,028	-161	-0.7%

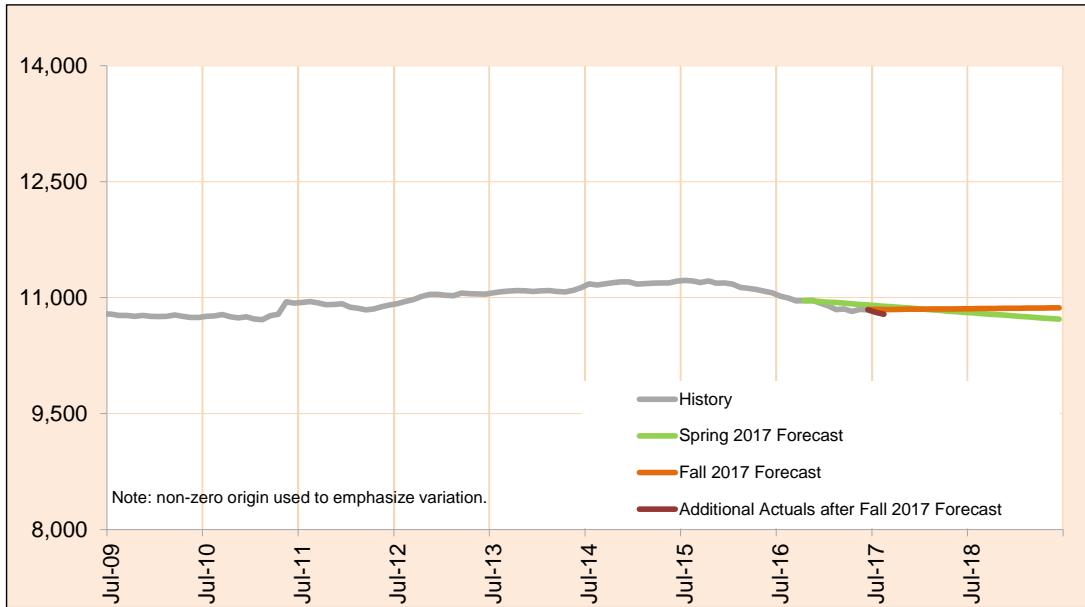
*The last month of "actuals" is a preliminary estimate and subject to change.*

Monthly Caseload Variance Report  
 Department of Human Services  
 Child Welfare

DECEMBER 2017

**Adoption Assistance**

Adoption Assistance provides support to help remove financial barriers to achieving and sustaining adoptions for special needs children. This can include payments and/or non-cash assistance such as medical benefits.



Month	Actual	Fall 2017 Forecast	Over/Under Forecast (Fall 17)		Spring 2017 Forecast	Over/Under Forecast (Spring 17)	
<i>Aug-16</i>	10,997	-	-	-	-	-	-
<i>Sep-16</i>	10,959	-	-	-	-	-	-
<i>Oct-16</i>	10,960	-	-	-	-	-	-
<i>Nov-16</i>	10,966	-	-	-	10,957	9	0.1%
<i>Dec-16</i>	10,929	-	-	-	10,949	-20	-0.2%
<i>Jan-17</i>	10,894	-	-	-	10,941	-47	-0.4%
<i>Feb-17</i>	10,845	-	-	-	10,938	-93	-0.9%
<i>Mar-17</i>	10,855	-	-	-	10,930	-75	-0.7%
<i>Apr-17</i>	10,821	-	-	-	10,921	-100	-0.9%
<i>May-17</i>	10,849	-	-	-	10,913	-64	-0.6%
<i>Jun-17</i>	10,843	10,847	-4	0.0%	10,905	-62	-0.6%
<i>Jul-17</i>	10,810	10,847	-37	-0.3%	10,897	-87	-0.8%
<i>Aug-17</i>	10,786	10,846	-60	-0.6%	10,889	-103	-0.9%
<i>Sep-17</i>	-	10,846	-	-	10,882	-	-
<i>Oct-17</i>	-	10,847	-	-	10,874	-	-
<i>Nov-17</i>	-	10,850	-	-	10,867	-	-

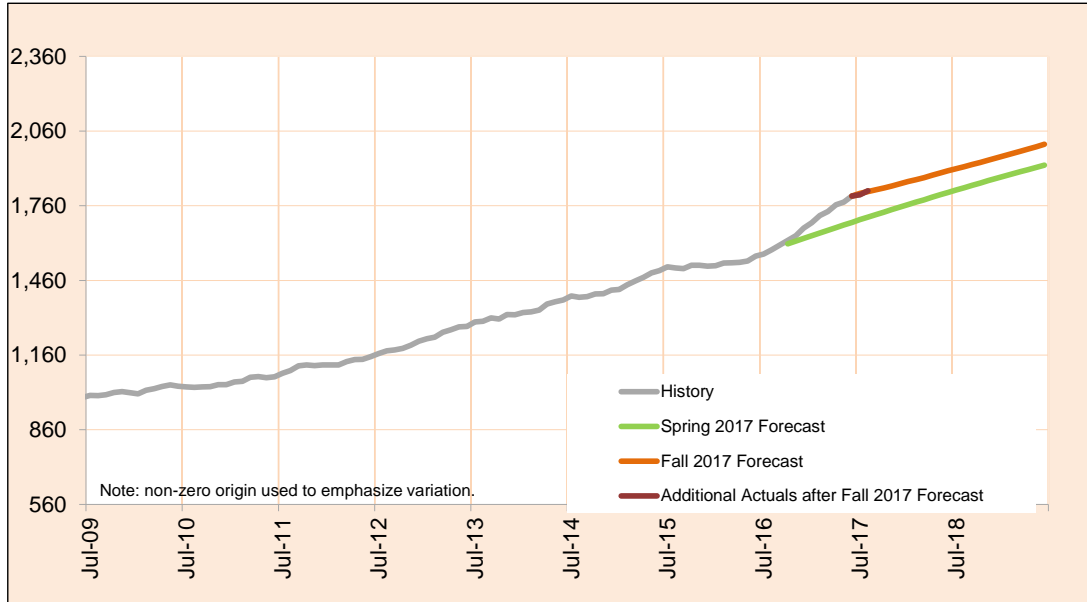
*Actuals for month shown in italics are preliminary and subject to change.*

Monthly Caseload Variance Report  
 Department of Human Services  
 Child Welfare

DECEMBER 2017

**Guardianship Assistance**

Subsidized Guardianship provides an option for individuals who do not wish to adopt but would like to offer a permanent home for children who would otherwise be in foster care.



Month	Actual	Fall 2017 Forecast	Over/Under Forecast (Fall 17)		Spring 2017 Forecast	Over/Under Forecast (Spring 17)	
<b>Aug-16</b>	1,583	-	-	-	-	-	-
<b>Sep-16</b>	1,602	-	-	-	-	-	-
<b>Oct-16</b>	1,621	-	-	-	-	-	-
<b>Nov-16</b>	1,640	-	-	-	1,618	22	1.4%
<b>Dec-16</b>	1,670	-	-	-	1,629	41	2.5%
<b>Jan-17</b>	1,692	-	-	-	1,640	52	3.2%
<b>Feb-17</b>	1,721	-	-	-	1,650	71	4.3%
<b>Mar-17</b>	1,737	-	-	-	1,661	76	4.6%
<b>Apr-17</b>	1,764	-	-	-	1,672	92	5.5%
<b>May-17</b>	1,775	-	-	-	1,683	92	5.5%
<b>Jun-17</b>	1,799	1,799	0	0.0%	1,693	106	6.3%
<b>Jul-17</b>	1,804	1,810	-6	-0.3%	1,704	100	5.9%
<b>Aug-17</b>	1,820	1,817	3	0.2%	1,714	106	6.2%
<b>Sep-17</b>	-	1,824	-	-	1,724	-	-
<b>Oct-17</b>	-	1,831	-	-	1,734	-	-
<b>Nov-17</b>	-	1,839	-	-	1,745	-	-

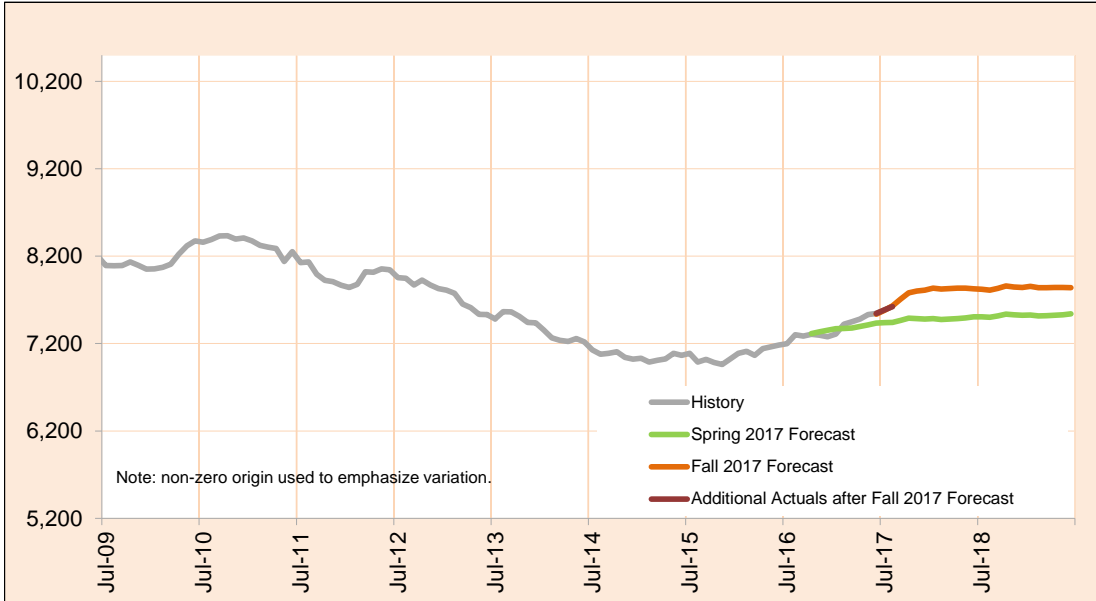
*Actuals for months shown in italics are preliminary and subject to change.*

Monthly Caseload Variance Report  
 Department of Human Services  
 Child Welfare

DECEMBER 2017

Out of Home Care

Foster Care provides temporary care for children who cannot be safely cared for by their birth parents. These counts also include shelter and residential care.



Month	Actual	Fall 2017 Forecast	Over/Under Forecast (Fall 17)		Spring 2017 Forecast	Over/Under Forecast (Spring 17)	
<b>Aug-16</b>	7,302	-	-	-	-	-	-
<b>Sep-16</b>	7,285	-	-	-	-	-	-
<b>Oct-16</b>	7,307	-	-	-	-	-	-
<b>Nov-16</b>	7,297	-	-	-	7,333	-36	-0.5%
<b>Dec-16</b>	7,277	-	-	-	7,352	-75	-1.0%
<b>Jan-17</b>	7,308	-	-	-	7,370	-62	-0.8%
<b>Feb-17</b>	7,421	-	-	-	7,373	48	0.7%
<b>Mar-17</b>	7,450	-	-	-	7,379	71	1.0%
<b>Apr-17</b>	7,481	-	-	-	7,395	86	1.2%
<b>May-17</b>	7,532	-	-	-	7,415	117	1.6%
<b>Jun-17</b>	7,545	7,536	9	0.1%	7,435	110	1.5%
<b>Jul-17</b>	7,586	7,581	5	0.1%	7,440	146	2.0%
<b>Aug-17</b>	7,623	7,632	-9	-0.1%	7,442	181	2.4%
<b>Sep-17</b>	-	7,709	-	-	7,464	-	-
<b>Oct-17</b>	-	7,780	-	-	7,490	-	-
<b>Nov-17</b>	-	7,802	-	-	7,485	-	-

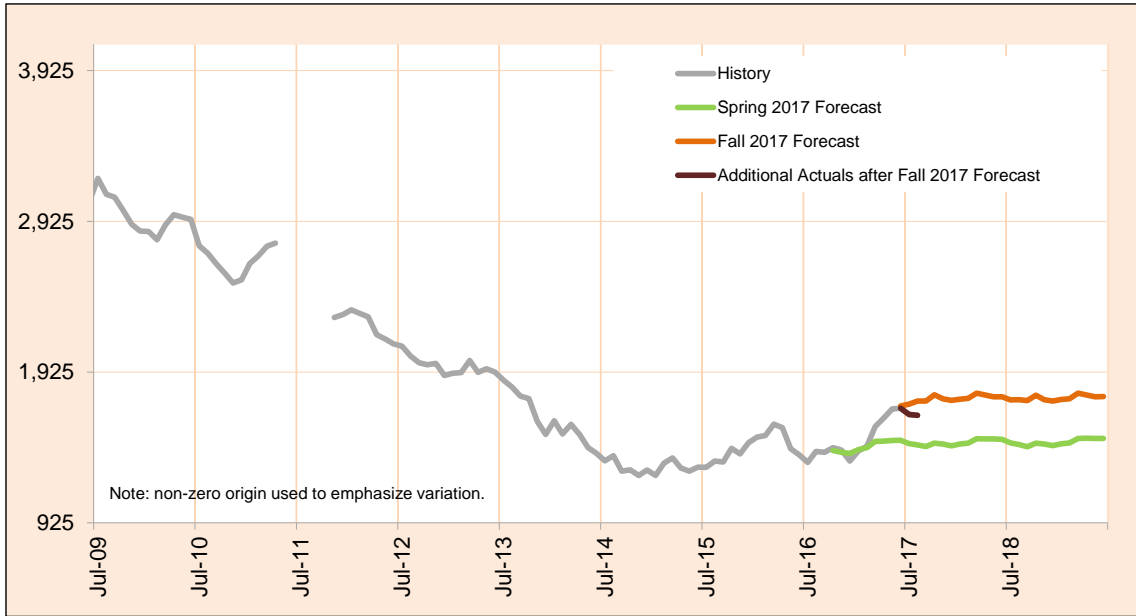
Actuals for months shown in italics are preliminary and subject to change.

Monthly Caseload Variance Report  
 Department of Human Services  
 Child Welfare

DECEMBER 2017

Child-In-Home

Child In-Home includes children who are on an open case but are in the physical custody of their parents.



Month	Actual	Fall 2017 Forecast	Over/Under Forecast (Fall 17)	Spring 2017 Forecast	Over/Under Forecast (Spring 17)
<b>Aug-16</b>	1,398	-	-	-	-
<b>Sep-16</b>	1,392	-	-	-	-
<b>Oct-16</b>	1,423	-	-	-	-
<b>Nov-16</b>	1,408	-	-	1,392	16 1.1%
<b>Dec-16</b>	1,335	-	-	1,385	-50 -3.6%
<b>Jan-17</b>	1,401	-	-	1,410	-9 -0.6%
<b>Feb-17</b>	1,433	-	-	1,423	10 0.7%
<b>Mar-17</b>	1,563	-	-	1,465	98 6.7%
<b>Apr-17</b>	1,619	-	-	1,467	152 10.4%
<b>May-17</b>	1,681	-	-	1,471	210 14.3%
<b>Jun-17</b>	1,685	1,700	-15 -0.9%	1,472	213 14.5%
<b>Jul-17</b>	1,644	1,712	-68 -4.0%	1,451	193 13.3%
<b>Aug-17</b>	1,638	1,733	-95 -5.5%	1,442	196 13.6%
<b>Sep-17</b>	-	1,733	-	1,431	-
<b>Oct-17</b>	-	1,775	-	1,453	-
<b>Nov-17</b>	-	1,747	-	1,447	-

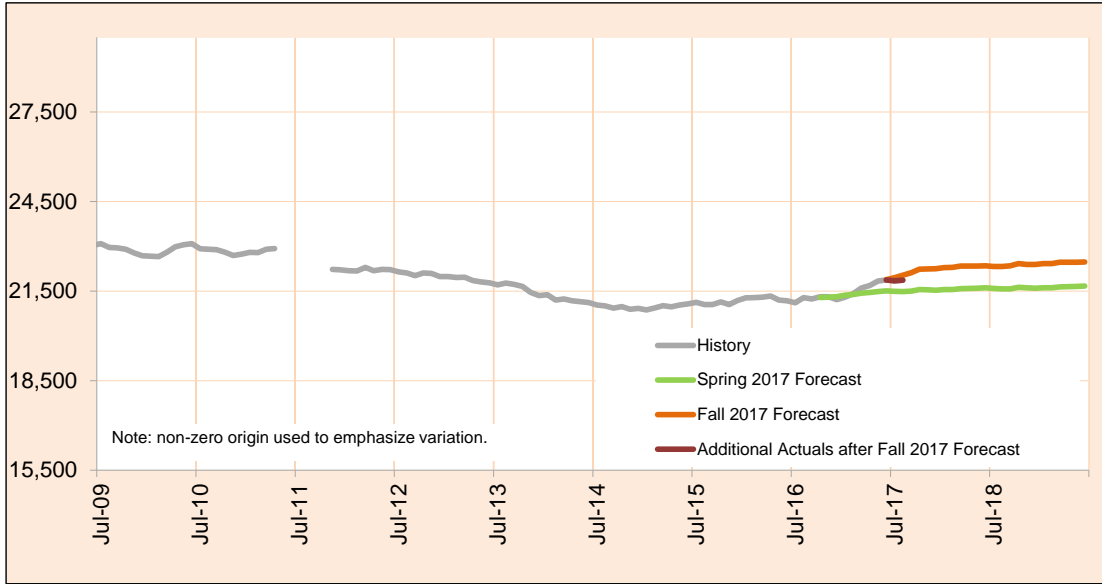
Actuals for months shown in italics are preliminary and subject to change.

Monthly Caseload Variance Report  
 Department of Human Services  
 Child Welfare

DECEMBER 2017

**Total Child Welfare**

The Child Welfare system provides services to protect abused and neglected children. These services include: Adoption Assistance, Subsidized Guardianship, Child In-Home and Foster Care. All counts shown in this monthly report are *number served*.



Month	Actual	Fall 2017 Forecast	Over/Under Forecast (Fall 17)		Spring 2017 Forecast	Over/Under Forecast (Spring 17)	
<b>Aug-16</b>	21,280	-	-	-	-	-	-
<b>Sep-16</b>	21,238	-	-	-	-	-	-
<b>Oct-16</b>	21,311	-	-	-	-	-	-
<b>Nov-16</b>	21,311	-	-	-	21,300	11	0.1%
<b>Dec-16</b>	21,211	-	-	-	21,315	-104	-0.5%
<b>Jan-17</b>	21,295	-	-	-	21,361	-66	-0.3%
<b>Feb-17</b>	21,420	-	-	-	21,384	36	0.2%
<b>Mar-17</b>	21,605	-	-	-	21,435	170	0.8%
<b>Apr-17</b>	21,685	-	-	-	21,455	230	1.1%
<b>May-17</b>	21,837	-	-	-	21,482	355	1.7%
<b>Jun-17</b>	21,872	21,882	-10	0.0%	21,505	367	1.7%
<b>Jul-17</b>	21,844	21,950	-106	-0.5%	21,492	352	1.6%
<b>Aug-17</b>	21,867	22,028	-161	-0.7%	21,487	380	1.8%
<b>Sep-17</b>	-	22,112	-	-	21,501	-	-
<b>Oct-17</b>	-	22,233	-	-	21,551	-	-
<b>Nov-17</b>	-	22,238	-	-	21,544	-	-

Actuals for months shown in italics are preliminary and subject to change.