

DHS Caseloads

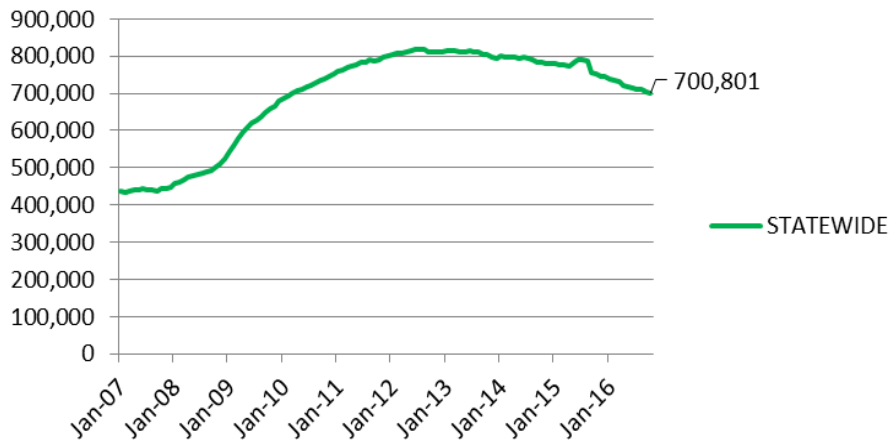


Statewide, over One Million Oregonians Received DHS Services in 2015 - 755,665 adults and 443,594 children. Most received services in multiple program areas.

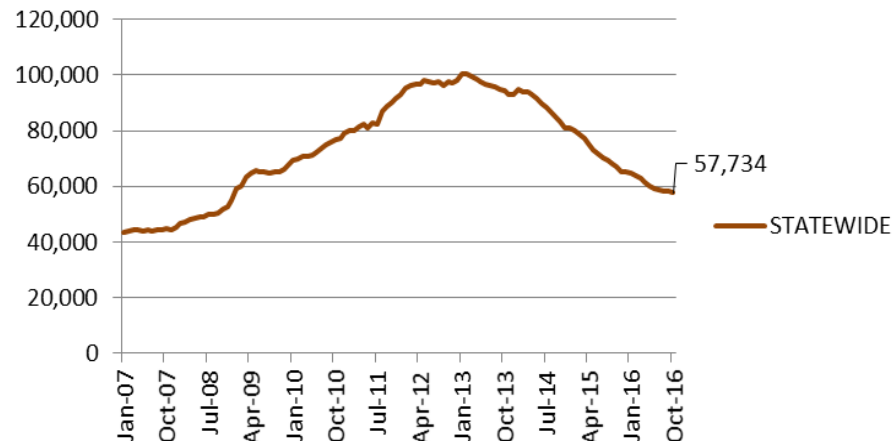
	Demographic Information										
	Age		Race/Ethnicity								
	Children (under 18)	Age 65 and Over	White	Black or African American	American Indian and Alaska Native	Asian	Native Hawaiian & Other Pacific Islander	Some Other Race	Two or More Races	Hispanic or Latino (of any race)	
Population	3,939,233	21.8%	15.4%	85.1%	1.8%	1.2%	4.0%	0.4%	3.4%	4.1%	12.3%

Caseloads: Statewide

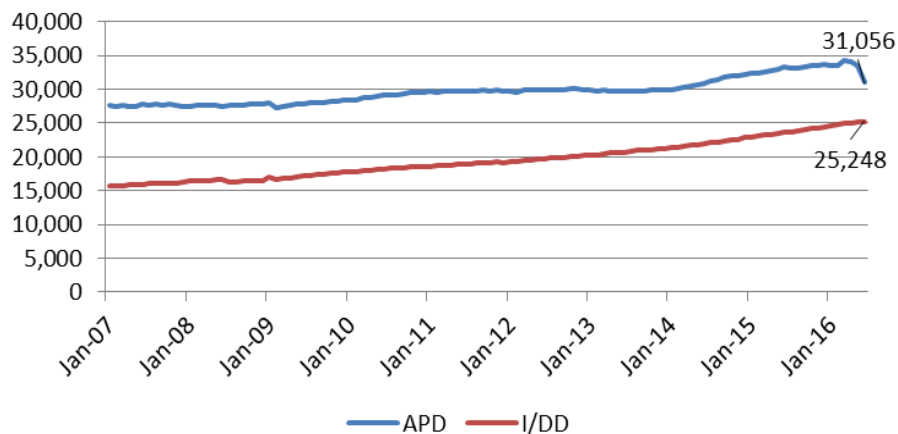
SNAP



TANF



APD Long Term Care & I/DD



CPS Reports & Foster Care

