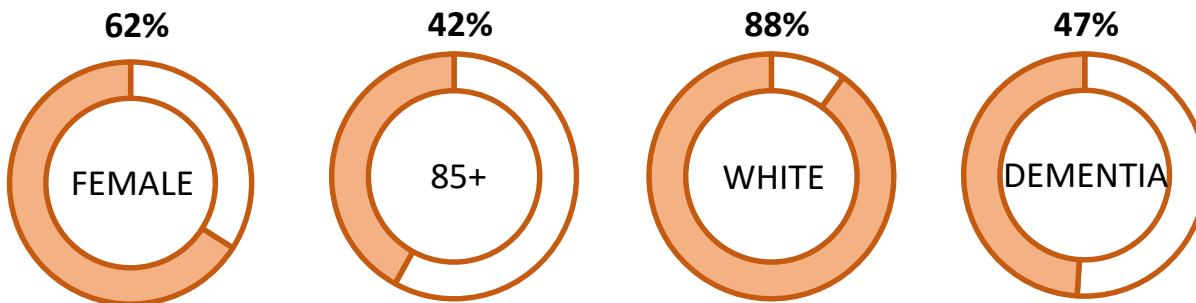


# ADULT FOSTER HOMES IN OREGON 2017

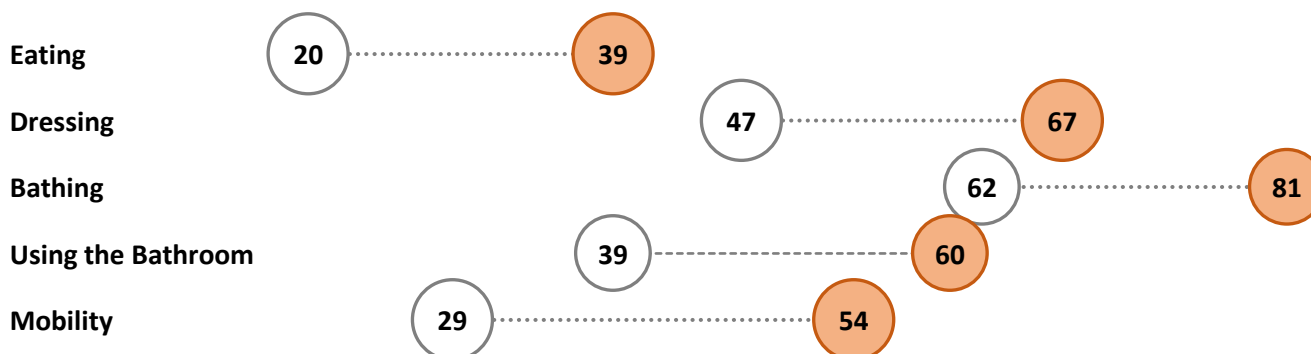
Single-family residences providing access to 24-hour care for 1-5 adults and younger disabled adults	Provides daily meals, personal care, health monitoring, medication administration, and care coordination	340 Adult Foster Homes (AFH) responded
		1,523 Licensed capacity of responding AFHs
		49% Respondent AFHs at full capacity

## RESIDENT DEMOGRAPHICS AND HEALTH CHARACTERISTICS



75% Received assistance taking oral medications	72% Used a mobility aid	12% Received assistance from a State or County behavioral health specialist	53% Took 9 or more medications	35% Took antipsychotic medication
14% Experienced a fall in the last 90 days	14% Treated in hospital ER in the last 90 days	5% Self-administered most of their medications	8% Discharged from hospital stay in the last 90 days	10% Received hospice care in the last 90 days

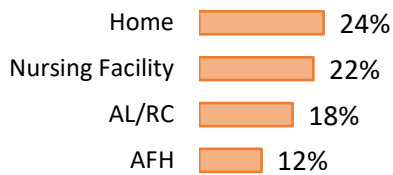
## % of AFH RESIDENTS NEEDING STAFF ASSISTANCE IN OREGON & NATIONALLY<sup>1\*</sup>



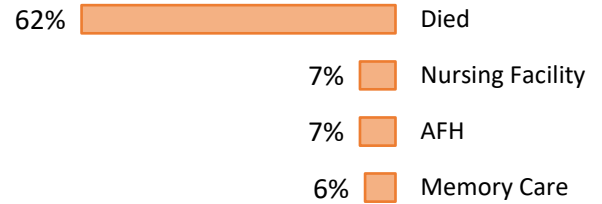
# ADULT FOSTER HOMES IN OREGON 2017

## RESIDENT MOVE-IN AND MOVE-OUT INFORMATION, PRIOR 90 DAYS

### Move-In



### Move-Out

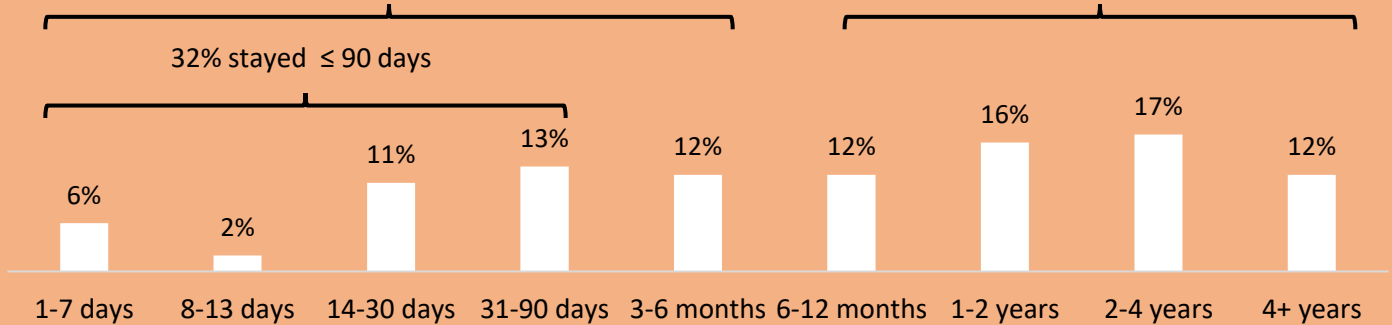


### Length of Stay for Residents Who Moved Out in the Prior 90 Days

44% stayed < 6 months

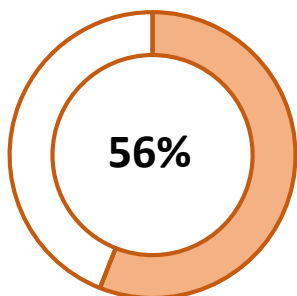
57% stayed ≥ 6 months

32% stayed ≤ 90 days

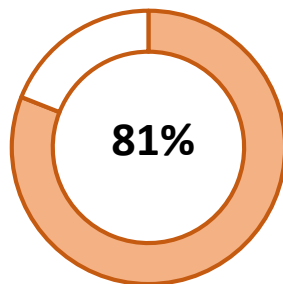


## FACILITY CHARACTERISTICS

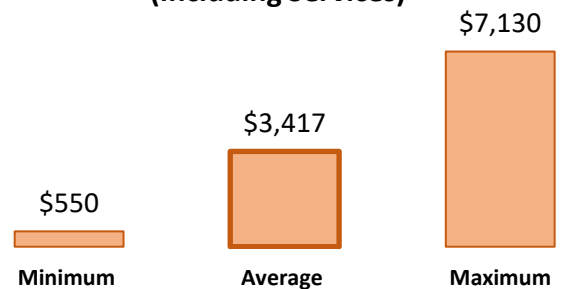
### Medicaid Use



### Medicaid Acceptance



### Monthly Private-Pay Charges (Including Services)



84%

Providers live in the AFH

81%

AFHs that employed at least one caregiver

24%

AFHs that employed a resident manager

21%

Of all staff hold a healthcare certification

12

Average number of years that providers have been licensed

Oregon DHS contracted Portland State University's Institute on Aging to conduct a survey of a statewide sample of adult foster homes in 2016. Results are based on provider responses to a questionnaire that was mailed in January 2016. Some questions asked for current information while others asked about events that occurred during the prior 90 days. As responses were received through March of 2017, the time period for responses varies from October 2016 through March 2017. A total of 340 adult foster homes with 1,259 residents responded for a 52% response rate. The full report is available at: <https://www.pdx.edu/iao/oregon-community-based-care-project> & <http://www.oregon.gov/DHS/SENIORS-DISABILITIES/Pages/publications.aspx>, June 2017.

<sup>1</sup>Harris-Kojetin L, Sengupta M, Park-Lee E, et al. Long-term care providers and services users in the United States: Data from the National Study of Long-Term Care Providers, 2013–2014. (2016). National Center for Health Statistics. Vital Health Stat 3(38). \*Excluded communities with fewer than 3 residents\*