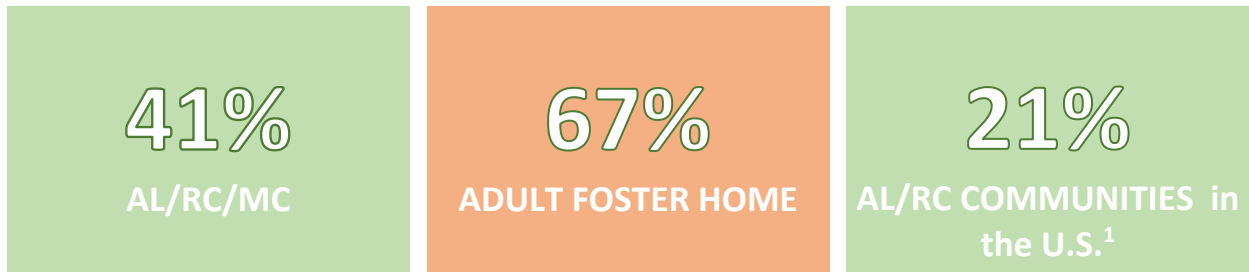
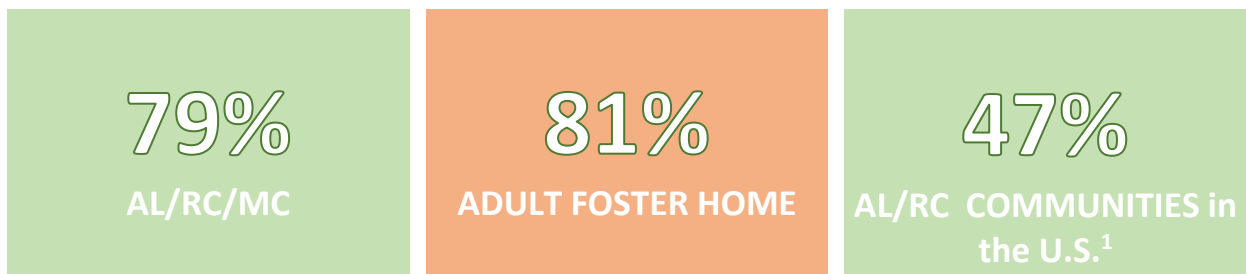


PUBLIC & PRIVATE COSTS OF COMMUNITY-BASED CARE 2017

PERCENT OF RESIDENTS WHO RECEIVE MEDICAID ASSISTANCE

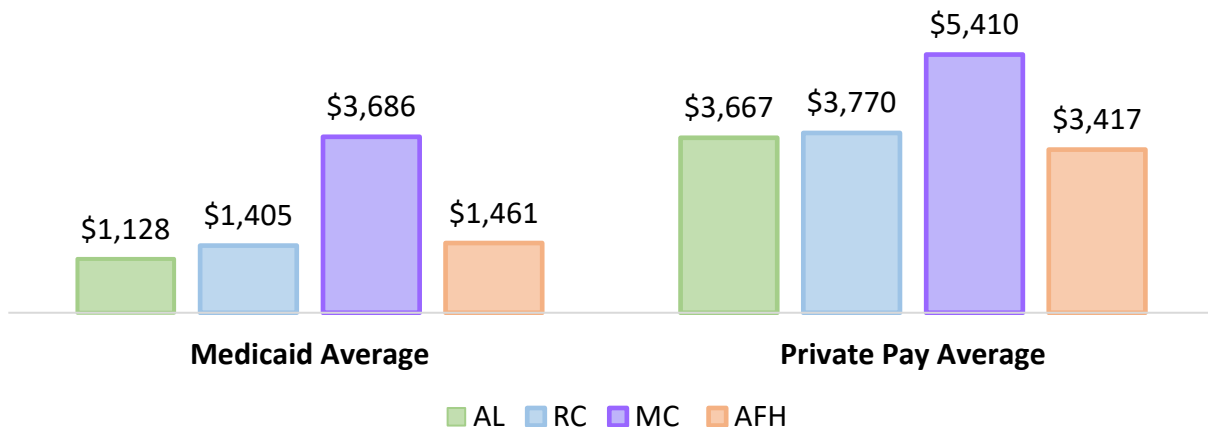


PERCENT OF COMMUNITIES THAT ACCEPT MEDICAID PAYMENTS



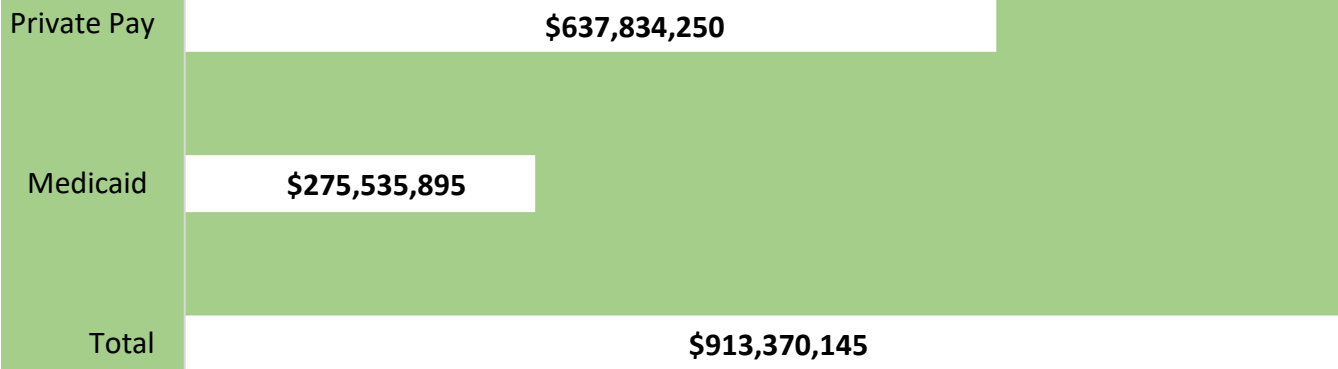
To qualify for Medicaid, residents must meet financial eligibility criteria and the Department of Human Services' criteria for "nursing home level of care," based on the individual's need for assistance with bathing, dressing and eating (among other services), as well as cognitive impairment.

Average Monthly Medicaid Reimbursement and Private Pay Rates, 2017



PUBLIC & PRIVATE COSTS OF COMMUNITY-BASED CARE 2017

Estimated Annual Professional Charges for AL/RC/MC



Note: Information about capacity of all licensed AFHs was not available at the time the report was finalized, therefore, an estimate could not be calculated for total AFH charges.

TOP 5 MOST COMMON ADDITIONAL FEES

<u>Assisted Living, Residential Care, and Memory Care Communities</u>					<u>Adult Foster Homes</u>	
Service	AL % (n)	RC % (n)	MC % (n)	Total % (n)	Service	% (n)
Meals regularly delivered to resident's room	81% (107)	31% (19)	20% (18)	51% (144)	Night-time care	68% (114)
Transfer that requires 2 staff	33% (44)	31% (19)	39% (35)	35% (98)	Catheter/colostomy	68% (209)
Staff escort resident to medical appointments	30% (40)	39% (24)	30% (27)	32% (91)	Advanced diabetes care	66% (103)
Community fee	53% (70)	11% (7)	49% (44)	43% (121)	Advanced memory care	58% (90)
Use of a pharmacy other than preferred	57% (75)	26% (16)	51% (45)	48% (136)	Transfer that requires 2 staff	54% (70)

Oregon DHS contracted Portland State University's Institute on Aging to conduct a survey of a statewide sample of community based care settings. Results are based on provider responses to a self-administered questionnaire. A total of 350 adult foster homes and 308 assisted living, residential care, and memory care facilities responded. The full report is available at: <https://www.pdx.edu/iaa/oregon-community-based-care-project> and <http://www.oregon.gov/DHS/SENIORS->

Note: This chart refers to the lowest monthly Medicaid rate, including services and the room and board fee of \$570.

Note: AL = assisted living, RC = residential care, MC = memory care

¹ Harris-Kojetin L., Sengupta M., Park-Lee E., et al. Long-term care providers and services users in the United States: Data from the National Study of Long-Term Care Providers, 2013–2014. (2016). National Center for Health Statistics. Vital Health Stat 3(38).