


Word Jumble

Unscramble the words below to form five of Oregon's top agricultural commodities.



RSAPEG

□ □ □ □ □ □ □ □

SHLZNTAEU

□ □ □ □ □ □ □ □ □ □

RCREISHE

□ □ □ □ □ □ □ □ □ □

RLBEBEURSEI

□ □ □ □ □ □ □ □ □ □ □ □ □ □

PTASOOTE

□ □ □ □ □ □ □ □ □ □


Now rearrange the letters in the marked squares above to answer the question below.

What do you call a horse that lives next door?

□ □ □ □ □ □ □ □ — □ □ □ □ !

- Oregon has 34,200 farms.
- An Oregon dairy cow produces 6 to 7 gallons of milk a day.
- It takes 2 pounds of raw potatoes to fill an 8 oz. bag of potato chips.
- One pound of wool can make 10 miles of yarn.
- Oregon grows the most Christmas trees in the U.S.

crab maze!




Oregon grows, harvests and raises...

Circle your favorites!

- | | | |
|-----------------|------------------|----------------|
| Alfalfa | Flounder | Poplars |
| Alpacas | Flowers | Potatoes |
| Apples | Game birds | Prunes |
| Apricots | Garlic | Pumpkins |
| Artichokes | Ginseng | Quail |
| Asparagus | Goats | Rabbits |
| Barley | Gooseberries | Radishes |
| Bass | Grapes | Raspberries |
| Beans | Grass seed | Red snapper |
| Beets | Greenhouse crops | Rheas |
| Bentgrass | Halibut | Rhubarb |
| Blackberries | Hazelnuts | Rice |
| Blueberries | Herbs | Rockfish |
| Boysenberries | Honey | Rutabagas |
| Broccoli | Hops | Rye |
| Brussel sprouts | Horseradish | Safflower |
| Buckwheat | Horses | Salmon |
| Bulbs | Kale | Shad |
| Cabbage | Kiwifruit | Sheep |
| Canola oil | Lentils | Shrimp |
| Cantaloupes | Lettuce | Shrubs |
| Carrots | Lima beans | Smelt |
| Cattle | Llamas | Sod |
| Cauliflower | Loganberries | Sorghum |
| Celery | Meadowfoam | Soybeans |
| Cherries | Mink | Spearmint |
| Chickens | Mushrooms | Spinach |
| Christmas trees | Mustard | Squash |
| Clams | Nectarines | St. Johns wort |
| Clover seed | Nursery crops | Steelhead |
| Cod | Oats | Strawberries |
| Conifers | Olives | Sturgeon |
| Corn | Onions | Sugarbeets |
| Crabs | Ostriches | Sunflowers |
| Cranberries | Oysters | Swiss chard |
| Cucumbers | Parsley | Tomatoes |
| Currants | Parsnips | Triticale |
| Dairy products | Peaches | Trout |
| Dill | Pears | Tuna |
| Eggplant | Peas | Turkeys |
| Eggs | Peppermint | Turnips |
| Elderberries | Peppers | Vetch |
| Emus | Perch | Walnuts |
| Endive | Pheasants | Wasabi |
| Escarole | Pigeons | Watermelons |
| Evergreens | Pigs | Wheat |
| Fescue | Plums | Wool |

2018



Oregon Agriculture Facts Junior edition




Oregon
Department of Agriculture

503-986-4550
www.oregon.gov/ODA

Statistics provided by
National Agricultural Statistics Service

Animal families

Draw lines to match the fathers, babies, and mothers.




How many animals above have 2 feet? _____

How many animals above have 4 feet? _____

Provided by Oregon Agriculture in the Classroom Foundation.

Coloring corner!



Word search! Find Oregon's Top 20 Agricultural Commodities

What is agriculture?

The process of producing food, feed, fiber, and ornamentals by growing plants, raising domesticated animals, and harvesting seafood.

What is a commodity?

A product of agriculture that is bought and sold.



Can you find all of the top 20 agricultural commodities?

- | | | | |
|---------------------|-----------------|---------------------|------------|
| 1. Nursery products | 6. Wheat | 11. Onions | 16. Crab |
| 2. Cattle | 7. Potatoes | 12. Christmas trees | 17. Eggs |
| 3. Hay | 8. Pears | 13. Hazelnuts | 18. Mint |
| 4. Milk | 9. Wine grapes | 14. Cherries | 19. Apples |
| 5. Grass seed | 10. Blueberries | 15. Hops | 20. Corn |

Based on 2017 data and estimates of value of production from National Agricultural Statistics Service, Oregon Department of Agriculture, Oregon State University, and the Oregon Department of Fish & Wildlife. See more stats online: <https://oda.direct/AgFactsFigures>