

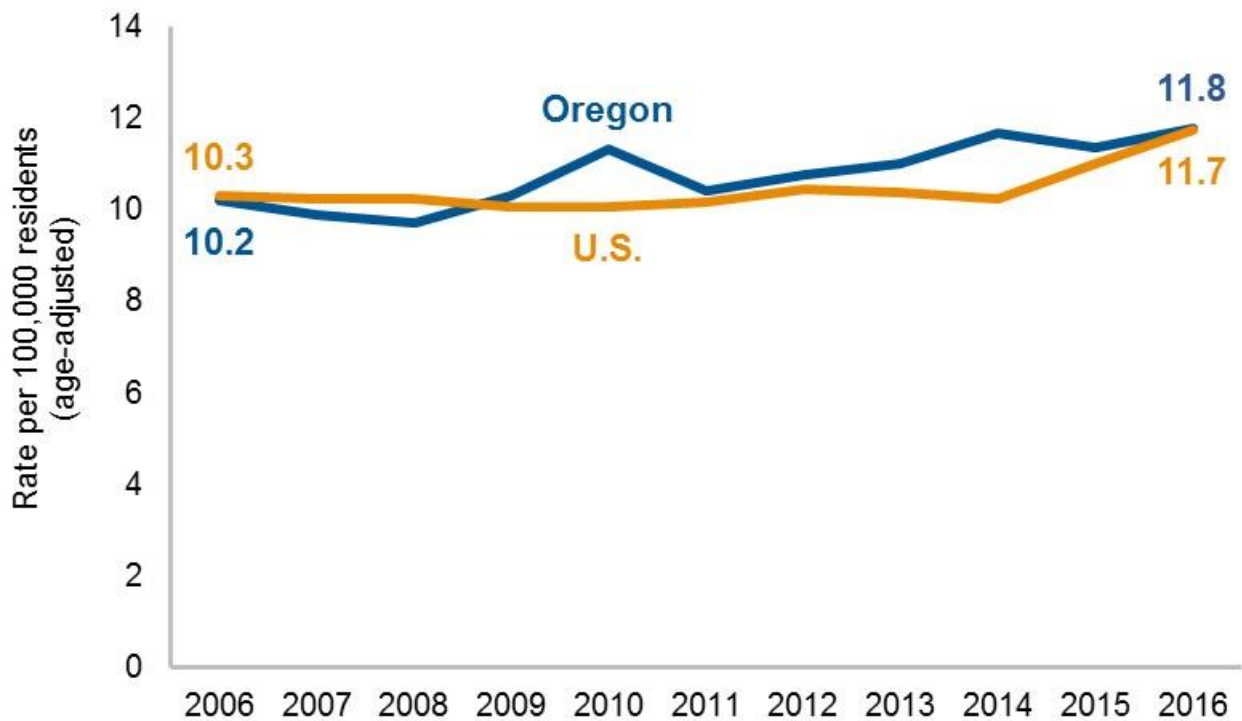
Prevention and Health Promotion

Firearm deaths

Firearm injury is one of the leading causes of injury death in Oregon. In 2016, 513 people in Oregon died from firearm injury (11.8 per 100,000 residents). Rates in Oregon were similar as the U.S. and did not change much over the past three years (Figure 1).

FIGURE 1

Firearm deaths, Oregon and U.S.



Source: CDC's WISQARS

Firearm deaths occur due to suicide, homicide, legal intervention and unintentional shooting. More than 80% of these deaths in Oregon are due to suicide (Figure 2).

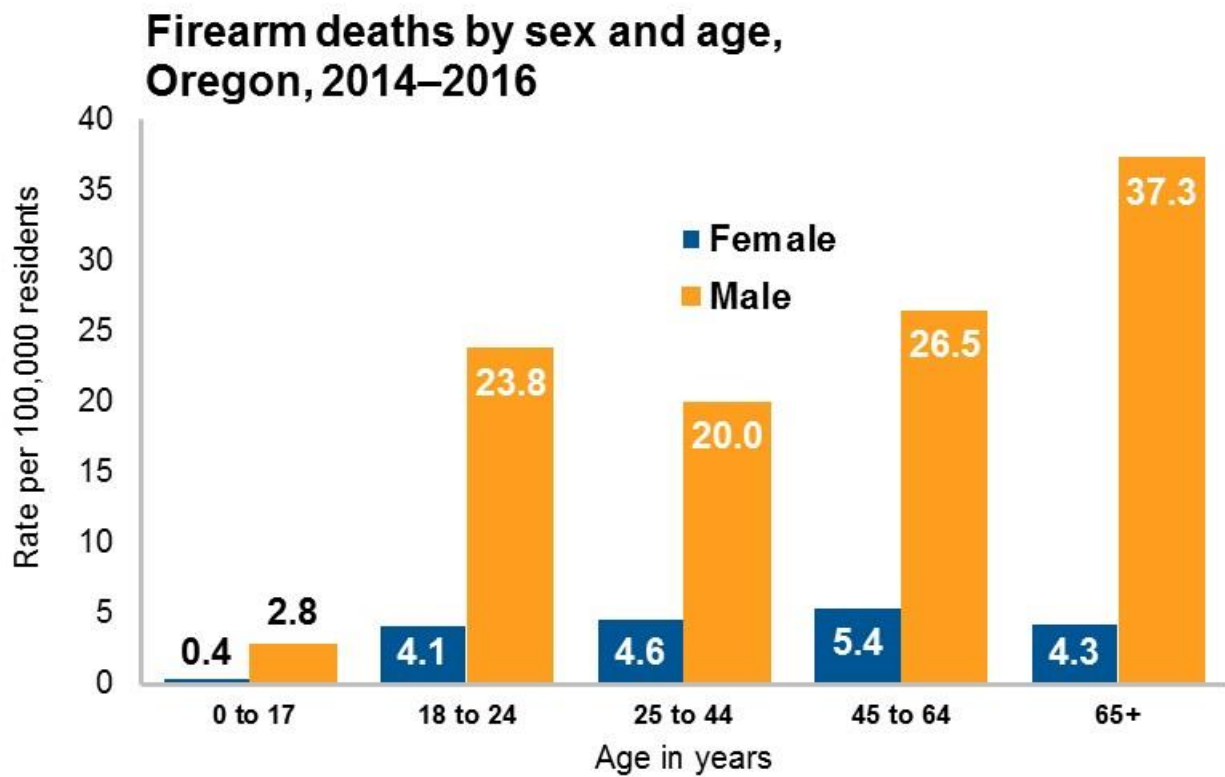
FIGURE 2

| Firearm deaths by sex and intent, 2014-2016 | | | |
|--|---------------------------------------|---------------------------------------|--|
| Intent | % of Male deaths (N=1,263) | % of Female deaths (N=233) | % of Total deaths (N=1,496) |
| Suicide | 82.3% | 72.5% | 80.8% |
| Homicide | 13.3% | 24.5% | 15.0% |
| Legal intervention | 2.8% | <2.0% | 2.5% |
| Unintentional shootings | 1.3% | <2.0% | 1.3% |
| Undetermined shootings | <1.0% | <1.0% | <1.0% |

Source: CDC-Injury-WISQARS

Overall, men were nearly six times more likely to die from firearm injury than women (Figure 3).

FIGURE 3

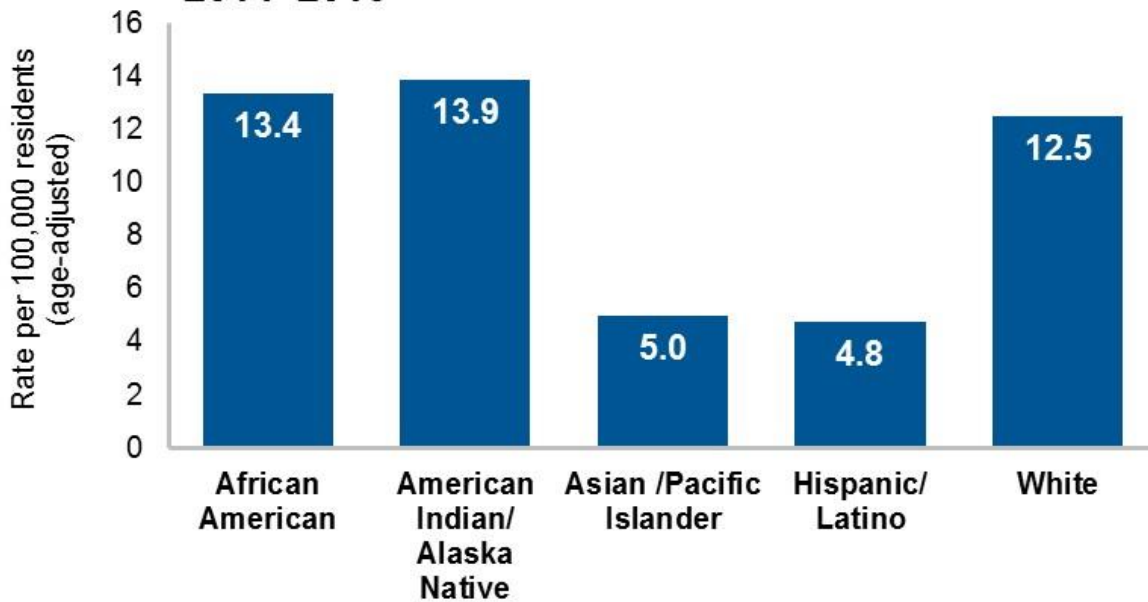


Source: CDC's WISQARS

Compared to the rate of whites, Asian/Pacific Islanders, and people of Hispanic ethnicity have a lower rate (Figure 4). Older white males had the highest risk of death by firearm suicide and young African Americans had the highest risk of death by firearm homicide.

FIGURE 4

Firearm deaths by race/ethnicity, Oregon, 2014–2016



Note: All other groups exclude Hispanic ethnicity

Source: CDC's WISQARS

Additional Resources: [Injury and Violence Prevention Program](#)

About the Data: Data sources are the Centers for Disease Control and Prevention Web-Based Injury Statistics Query and Reporting System. All rates are age-adjusted to the 2000 U.S. population. Population estimates used in calculating rates are from the National Center for Health Statistics (NCHS).

For More Information Contact: Xun Shen, xun.shen@state.or.us

Date Updated: April 5, 2018

[Oregon State Health Profile](#)

OHA 9153-D (Rev) 09/13: This document can be provided upon request in an alternate format for individuals with disabilities or in a language other than English for people with limited English skills. To request this publication in another format or language, contact the Publications and Design Section at 503-378-3486, 711 for TTY, or email dhs-oha.publicationrequest@state.or.us.