



Harbor Care

HOUSING ▮ HEALTHCARE ▮ VETERAN SERVICES

Peer Recovery Supports Facilitating Organization

Cheryle Pacapelli, Elyssa Sage



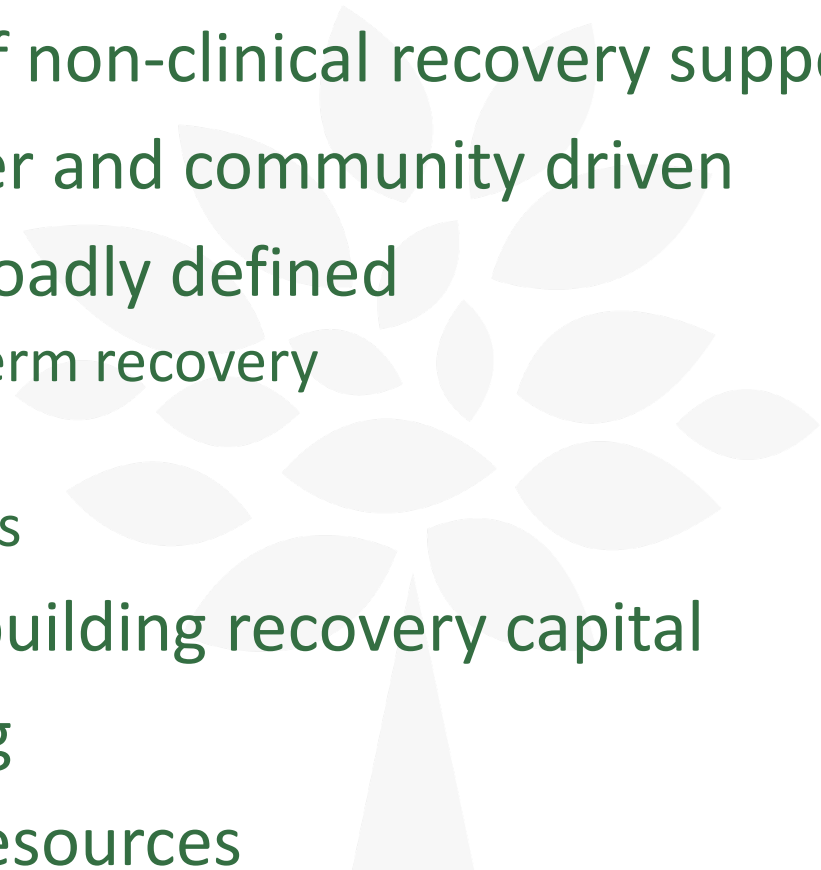
Background

Original contract: 2016 for \$80k

Goal: Ensure quality peer recovery support services accessible across the state by providing funding and technical assistance to support recovery community centers.



Recovery Community Centers (RCC's)

- Non-profit
 - Local networks of non-clinical recovery support services
 - Programs are peer and community driven
 - Peer operated broadly defined
 - People in long term recovery
 - Their families
 - Friends and allies
 - Assist people in building recovery capital
 - Advocacy training
 - Mobilization of resources
- 

Technical Assistance

- Administrative Support
- Capacity Development
- Contract Compliance
- NH Recovery Community Organization Standards of Excellence
 - Defines organizational and service quality standards for NH.
- Organizational Coaching
 - COVID-19 response
 - Ethical Issues/HR
- Quality Improvement

Back Office Support

| RCO | Human Resources | Financial | Medicaid Billing |
|---|-----------------|-----------|------------------|
| Archways | X | X | X |
| Addiction Recovery Coalition of NH | X | X | X |
| Hope for NH Recovery | X | X | X |
| Keene Serenity Center | X | X | X |
| Navigating Recovery of the Lakes Region | X | X | X |
| Revive Recovery Resource Center | X | X | X |
| Safe Harbor Recovery Center | | X | |
| SOS Recovery Community Organization | | X | X |
| TLC Recovery Programs | X | X | X |
| White Horse Recovery Center | | X | |

Training

Ensures access to consistent, quality trainings for peer workforce



The Art & Science
of Peer-Assisted Recovery ®



Ethical Considerations
for Peer-Assisted Recovery



Suicide Prevention
for Peer-Assisted Recovery



HIV, AIDS, & Hepatitis Prevention
for Peer-Assisted Recovery



Motivational Interviewing
for Peer-Assisted Recovery



Co-occurring Disorders
In Peer-Assisted Recovery

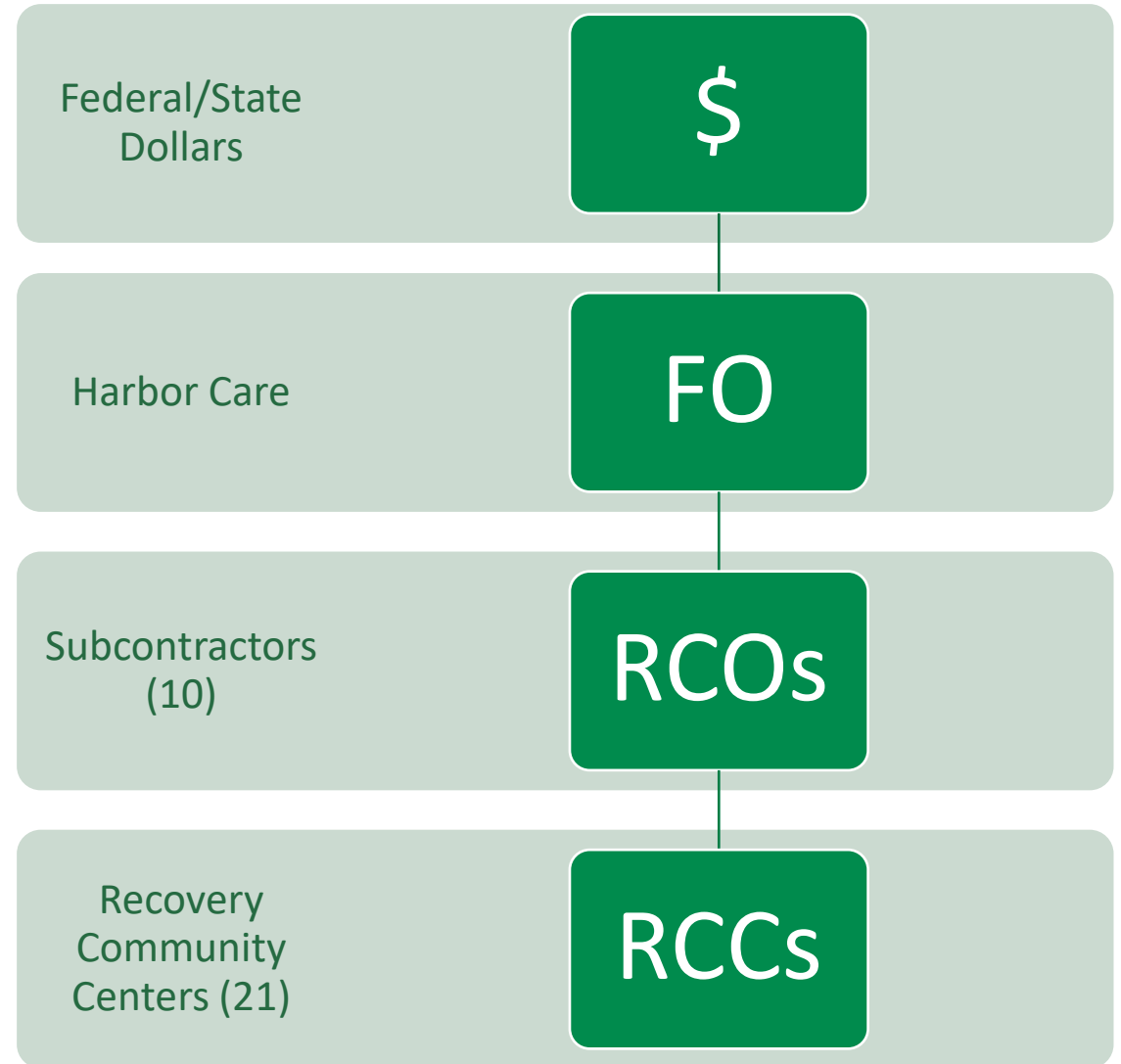


CRSW Boot Camp
for Peer-Assisted Recovery

www.sosrco.org/what-we-do/trainings
edoyle@sosrco.org

Funding

- New RCOs often lack the financial history and/or capacity to apply for grants on their own.
- Having the ability to apply as a collective of organizations presents a good opportunity for greater impact and decreases competition in the state.
- Utilizing the FO to apply for funding takes some of the administrative burden off of the RCOs and Funders.
- FO Funding Breakdown
 - 76% Subcontractors
 - 18% FO Admin (7.5 FTE & Back Office Support)
 - 6% Shared Costs (EHR, LMS, Training Scholarships, Marketing)




RCO Funding Formula

The formula is intended to help ensure the allocation of funding to subcontractors is transparent, just, equitable, unbiased, and facilitates a level of accountability that is in alignment with contract scope.

1. Standard Pay Rates
2. Outcome Contingency
3. Previous fiscal year weighted budget
4. Service weighted budget
5. Compliance weighted budget

Data Collection- Why Bother?



Time Consuming
Access Barrier
Limited Resources
Intake Burnout
Expensive



Contract Requirement
Sustainability/Grant Writing
National Research
Collective Impact and advocacy
Maximizes Effectiveness

RecoveryLink

RecoveryLink™ is more than just peer recovery support or technology, we are a modern company created with communities in mind. Our mission is to provide a suite of accessible and impactful recovery support tools designed to elevate collective impact.

- Developed by peers for peers
- All subcontracted RCOs utilize RecoveryLink
- Harbor Care oversees use and training

FY24 Data

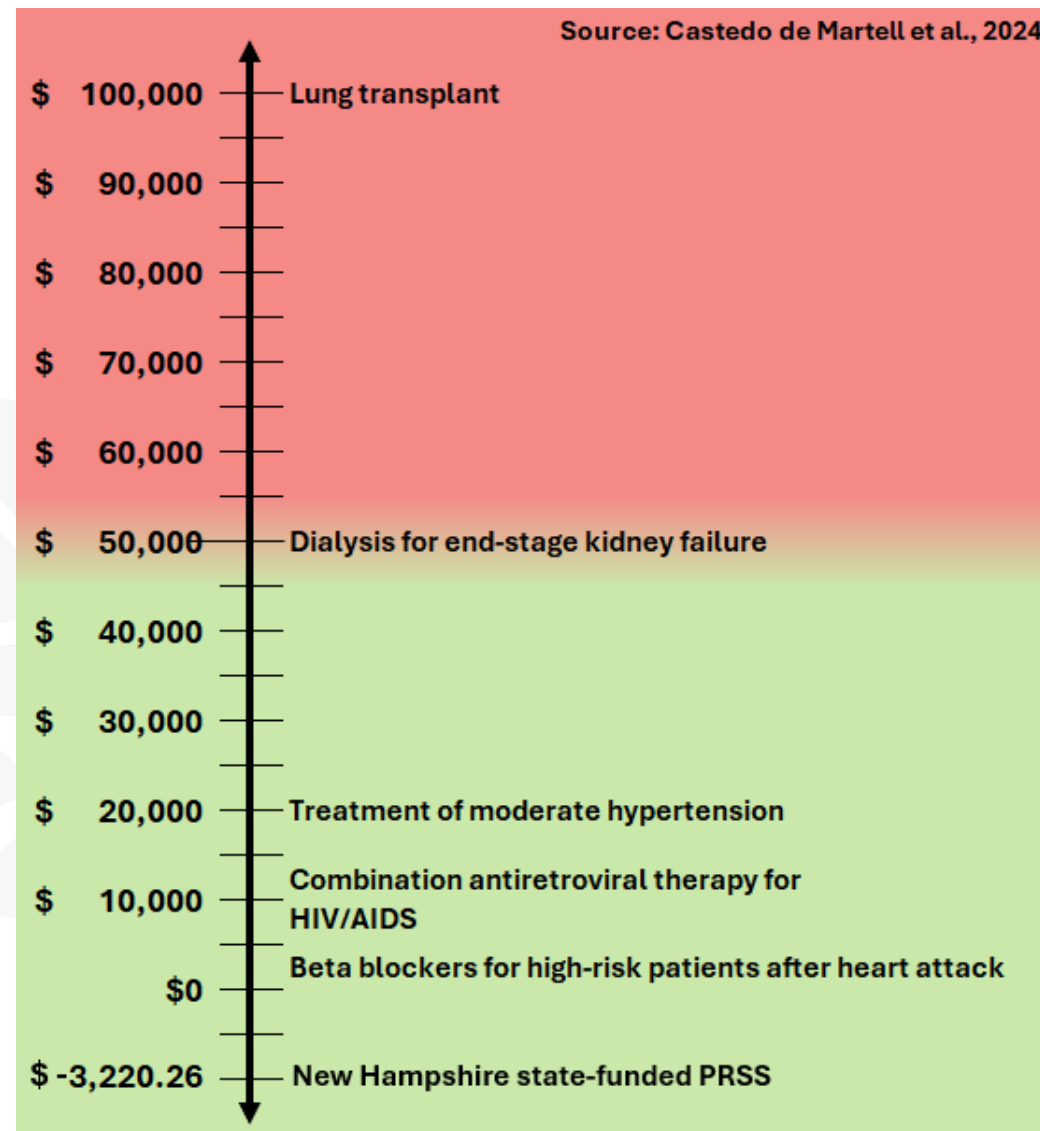
- 6,769 unique individuals served
- 28,532 individual services provided
- 11,964 actives with 134,177 people in attendance
- 1.2 million items distributed

NH PRSS Dashboard

- Brief Assessment of Recovery Capital
- Recovery Capital is the measure of internal and external assets that can be utilized by recoverees to initiate and sustain recovery
- *Participants who received peer recovery support service(s) showed significant increase in Recovery Capital ($M= 3.18$, $SD= 7.92$) compared to baseline BARC-10 scores, $t(7511)=34.85$, $p<0.001$.*

Cost Effectiveness

NH PRSS is cost-effective and cost-saving from health system and societal perspectives



$$\frac{\text{Cost of Intervention} - \text{Cost of Treatment as Usual}}{\text{Intervention Effect} - \text{Treatment as Usual Effect}} = \text{Incremental Cost-Effectiveness Ratio (ICER)}$$

2017

SOS – Rochester
White Horse – Center Ossipee
Archways– Tilton
Safe Harbor – Portsmouth
Keene Serenity Center – Keene
Revive – Nashua

2018

Navigating Recovery of Lakes Region – Laconia
White Horse– Littleton
SOS – Dover
White Horse – North Conway

2019

TLC Recovery Programs– Claremont
SOS - Hampton
Archways - Plymouth
HOPE for NH Recovery- Manchester

2020

Revive – Derry
Archways- Franklin

2021

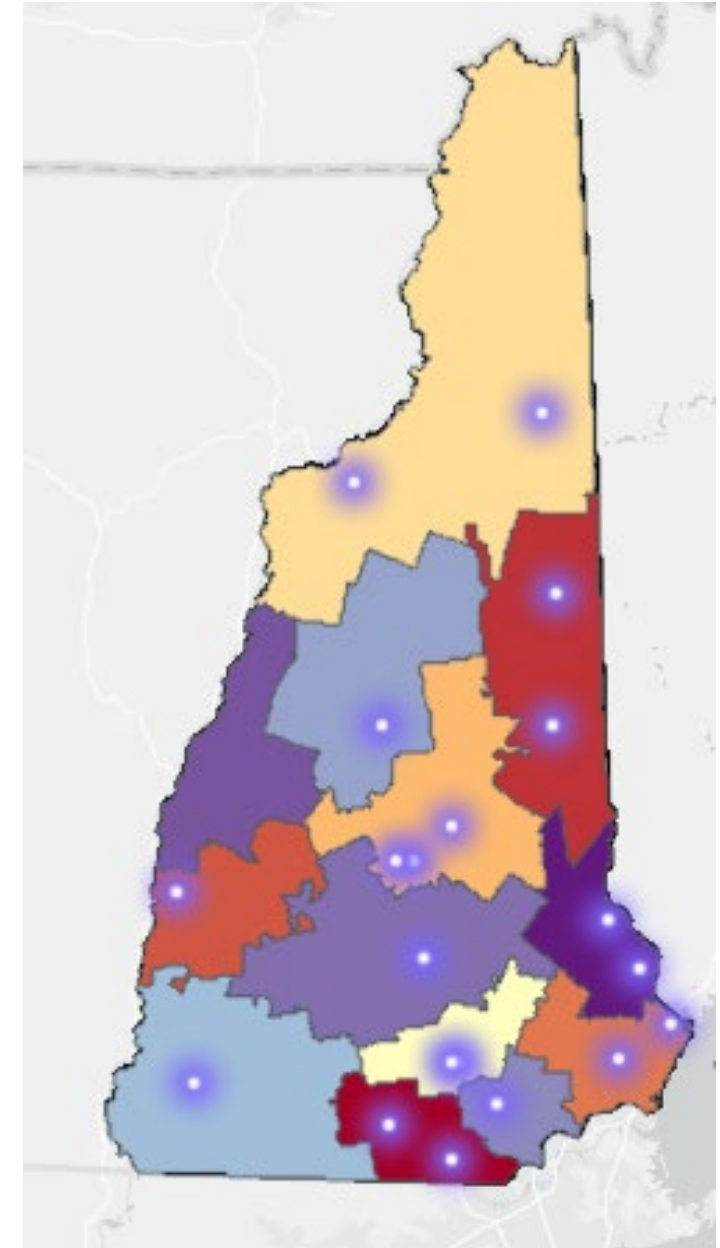
ARC�H – Milford
Archways- Concord

2023

White Horse - Berlin
Revive – Manchester

2025

TLC-Lebanon



QUESTIONS?

Cheryle Pacapelli

c.pacapelli@harborcarenh.org

Elyssa Sage

e.sage@harborcarenh.org



THANK YOU!