



Biennium 15-17 Financial Report

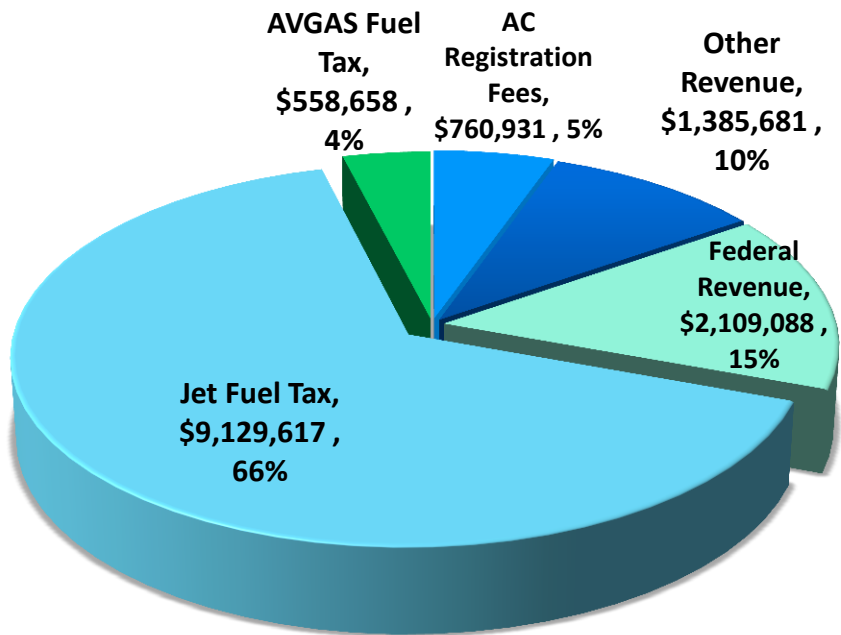




Agency Wide

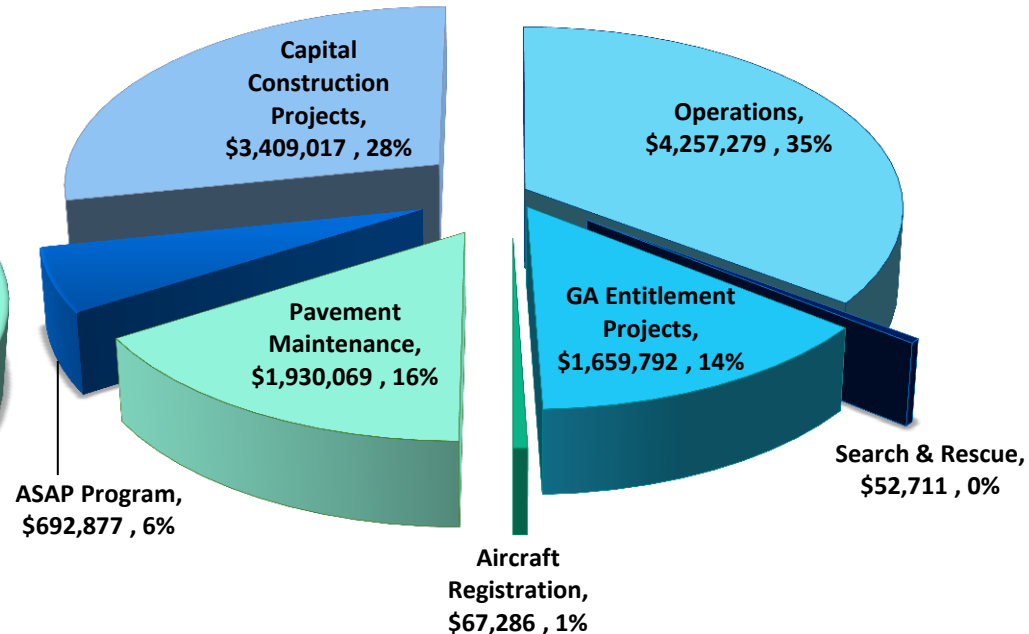
Sources and Use of Funds 2015-17 Biennium

Revenue by Source



Biennium Total \$13,943,974

Expenditures by Program



Biennium Total \$12,069,032



Agency Wide

2015-17 Biennium

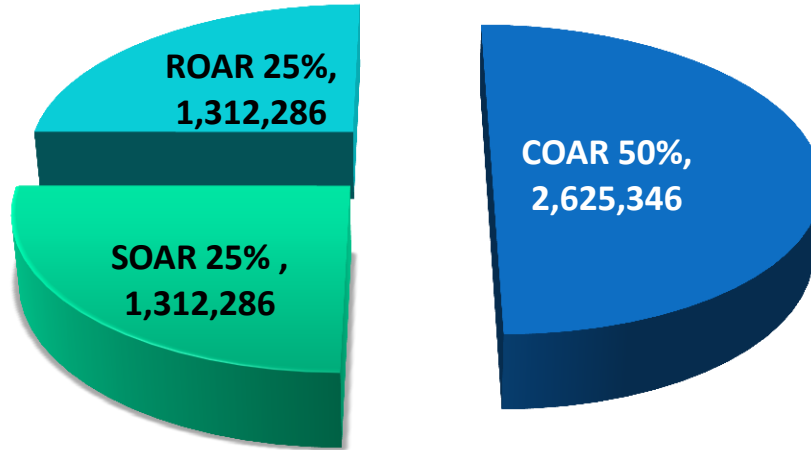
Limitation and Cash Balances

Appropriation	Airport or Program	Appn Year	Limitation	Expenditures to Date	Available Limitation	Cash Balances
State Limitations						
140	Operations	2017	\$ 4,328,630	\$ 4,257,279	\$ 71,351	\$ 920,622
141	Search & Rescue	2017	64,013	52,711	11,302	31,703
142	GA Entitlement-State	2017	5,346,102	576,503	4,769,599	4,860,096
143	Aircraft Registration	2017	67,709	67,286	423	832,812
144	Pavement Maintenance	2017	2,062,412	1,930,069	132,343	1,148,554
Federal Limitations						
145	Operations-Federal Funds	2017	1,024,146	461,144	563,002	(104,272)
146	GA Entitlement-Federal Funds	2017	2,944,772	1,776,166	1,168,606	(162,295)
Capital Construction -						
623	Cottage Grove Runway Rehab-Federal Fund	2015	2,785,000	1,852,369	932,631	-
622	Cottage Grove Runway Rehab- State Funds	2015	305,000	205,820	99,180	-
699	Condon Taxiway Renovation- Federal Funds	2017	2,035,000	202,783	1,832,217	(8,049)
697	Condon Taxiway Renovation	2017	226,111	22,531	203,580	(887)
700	McDermitt Runway Rehab- Federal Funds	2017	1,815,000	185,496	1,629,504	(1,480)
698	McDermitt Runway Rehab	2017	201,667	20,611	181,056	(158)
702	Aurora Apron Rehab- Federal Funds	2017	1,170,000	1,168,369	1,631	(24,086)
701	Aurora Apron Rehab	2017	130,000	129,819	181	-
						\$ 7,518,126



ASAP Financial Snap Shot

ASAP Program Revenue to Date



ASAP Aviation System Action Program

1st Round COAR Grants Allocate **\$1,700,150**

SOAR Board Approved Projects Budget **\$1,559,430**

ROAR Grants Allocate **\$70,200**

Administrative Costs **\$312,915**
Funded by **5% Fuel Tax Increase Revenue**

ASAP Program Limitation and Cash Balances

15-17 Biennium
Since Inception January 1, 2016 – June 30th, 2017

ASAP Program	Limitation	Expenditures to Date	Remaining Encumbrances	Limitation Balance after Encumbrances	Current Cash Balances
COAR- Critical Oregon Airport Reserve Fund		-	1,700,150		\$ 2,625,346
SOAR- State Owned Airport Reserve Fund		379,962	1,179,468		\$ 926,377
ROAR- Rural Oregon Aviation Reserve Fund		-	70,200		\$ 1,312,286
ASAP Program Total	5,018,905	379,962	2,949,818	1,689,125	\$ 4,864,009