






Building Codes Division

Minor Label Inspection Photo Guide

Photos submitted for digital inspection should clearly display the work to be inspected. The inspection needs will vary depending on the details of the job. Photo's that do not clearly display the work will NOT be accepted.

Examples of acceptable submissions are shown below for **Moving or replacing ductwork not involving fire dampers or penetrations of firewalls, fire assemblies, or floors.**

Description	What to provide in photograph	Sample photo (sample photos size is reduced for this document)
Duct work support	<ul style="list-style-type: none"> Provide a picture clearly showing that the duct work is properly supported 	
Sealed duct work	<ul style="list-style-type: none"> Provide pictures clearly showing that the duct work has been sealed 	
Insulation replaced & upgraded to meet R-19 value per code. Existing insulation can be added to in order to achieve correct R-value	<ul style="list-style-type: none"> Provide a picture clearly showing the insulation is replaced and meets R-19 value for modified sections only 	
Mechanical Minor Label	<ul style="list-style-type: none"> Provide a picture clearly showing the minor label has been affixed 	