






Building Codes Division

Minor Label Inspection Photo Guide

Photos submitted for digital inspection should clearly display the work to be inspected. The inspection needs will vary depending on the details of the job. Photo's that do not clearly display the work will NOT be accepted.

Examples of acceptable submissions are shown below for installing a **Mechanical Exhaust Fan for Radon Mitigation in a 1&2 family dwelling.**

Description	What to provide in photograph	Sample photo (sample photos size is reduced for this document)
Pipe coming out of the underfloor or basement	<ul style="list-style-type: none"> Provide a picture clearly showing the pipe coming out of the underfloor or basement 	
Mechanical Exhaust Fan	<ul style="list-style-type: none"> Provide a picture clearly showing the Mechanical Exhaust Fan 	
Pipe/vent coming out of roof	<ul style="list-style-type: none"> Provide a picture clearly showing the pipe/vent coming out of the roof 	
Mechanical Minor Label	<ul style="list-style-type: none"> Provide a picture clearly showing the mechanical minor label has been affixed 	