

Oregon Bureau of Labor and Industries

Prevailing Wage Rates for Public Works Contracts

Val Hoyle
Labor Commissioner
Rates Effective January 1, 2021





VAL HOYLE
Labor Commissioner

In this rate book are the new prevailing wage rates for Oregon non-residential public works projects, effective January 1, 2021.

Prevailing wage rates are the minimum hourly wages that must be paid to all workers employed on all public works projects. These rates are determined using data collected from a statewide construction industry survey of occupations and crafts performing commercial building and heavy and highway construction in 14 geographic regions of the state.

Thank you for your engagement in the process and commitment to Oregon law.

Our team is ready to help support you with any questions you have. We also offer regular, FREE informational seminars and webinars for contractors and public agencies. Contact us at pwremail@boli.state.or.us or (971) 673-0838.

A handwritten signature in black ink that reads "Val Hoyle".

Val Hoyle
Labor Commissioner

More information about prevailing wage rates:

The Oregon Bureau of Labor & Industries publishes the prevailing wage rates (PWR) that are required to be paid to workers on non-residential Oregon public works projects. Rates are published each year in January and July, with updates generally in April and October.

A separate document, [Definitions of Covered Occupations for Public Works Contracts in Oregon](#), provides occupational definitions used to classify the duties performed on public works projects. These definitions are used to find the correct prevailing wage rate.

The rate book and definition publications are available online at www.oregon.gov/boli, as well as additional information and supporting documents and forms.

Please contact us at pwremail@boli.state.or.us or (971) 673-0839, for additional information such as:

- Applicable prevailing wage rates for projects (Generally, the rates in effect at the time the bid specifications are first advertised are those that apply for the duration of the project.)
- Federal Davis-Bacon rates (In cases where projects are subject to both state PWR and federal Davis-Bacon rates, the higher wage must be paid.)
- Required PWR provisions for specifications and contracts
- Apprentice rates

To receive email updates when rates are amended or to request copies of the PWR rate book, definitions book, or PWR law handbook, please email us at pwremail@boli.state.or.us.



TABLE OF CONTENTS

JANUARY 1, 2021

Required Postings for Contractors and Subcontractors 1

Public Works Bonds..... 2

PWR Survey Wage Rate Appeal Process..... 3

Finding the Correct Prevailing Wage Rate..... 4

Occupations by Regions

Region 1 - Clatsop, Columbia and Tillamook Counties..... 6

Region 2 - Clackamas, Multnomah and Washington Counties 8

Region 3 - Polk, Marion and Yamhill Counties..... 10

Region 4 - Benton, Lincoln and Linn Counties..... 12

Region 5 - Lane County..... 14

Region 6 - Douglas County..... 16

Region 7 - Coos and Curry Counties..... 18

Region 8 - Jackson and Josephine Counties..... 20

Region 9 - Hood River, Sherman and Wasco Counties..... 22

Region 10 - Crook, Deschutes and Jefferson Counties..... 24

Region 11 - Klamath and Lake Counties..... 26

Region 12 - Gilliam, Grant, Morrow, Umatilla and Wheeler Counties..... 28

Region 13 - Baker, Union and Wallowa Counties..... 30

Region 14 - Harney and Malheur Counties..... 32

Appendix..... 35

List of Ineligible Contractors..... 53

Forms..... 59

Forms necessary to comply with ORS 279C.800 through ORS 279C.870 may be found in the back of this booklet. Contractors are encouraged to use and keep on file the forms provided as master copies for use on future prevailing wage rate projects.

All of the information in this booklet can be accessed and printed from the Internet at: www.oregon.gov/BOLI

Pursuant to ORS 279C.800 to ORS 279C.870, the prevailing wage rates contained in this booklet have been adopted for use on public works contracts in Oregon. Additional copies of this booklet are available at cost, plus postage.

Required Postings for Prevailing Wage Contractors and Subcontractors

PREVAILING WAGE RATES

Every contractor and subcontractor engaged in work on a public works must post the applicable prevailing wage rates for that project in an obvious place on the worksite so workers have ready access to the information.

DETAILS OF FRINGE BENEFIT PROGRAMS

When a contractor or subcontractor provides or contributes to a health and welfare plan or a pension plan, or both, for employees who are working on a public works project, the details of all fringe benefit plans or programs must be posted on the worksite.

The posting must include a description of the plan or plans, information about how and where claims can be made and where to obtain more information. The notice must be posted in an obvious place on the work site in the same location as the prevailing wage rates.

WORK SCHEDULE

Contractors and subcontractors must give workers the regular work schedule (days of the week and number of hours per day) in writing before beginning work on the project.

Contractors and subcontractors may provide the schedule at the time of hire, prior to starting work on the contract, or by posting the schedule in a location frequented by employees, along with the prevailing wage rate information and any fringe benefit information.

If an employer fails to give written notice of the worker's schedule, the work schedule will be presumed to be a five-day schedule. The schedule may only be changed if the change is intended to be permanent and is not designed to evade the PWR overtime requirements.

*ORS 279C.840(4); OAR 839-025-0033(1). ORS 279C.840(5); OAR 839-025-0033(2).
ORS 279C.540(2); OAR 839-025-0034.*

PUBLIC WORKS BONDS

Every contractor and subcontractor who works on public works projects subject to the prevailing wage rate (PWR) law is required to file a \$30,000 **“PUBLIC WORKS BOND”** with the Construction Contractors’ Board (CCB). This includes flagging and landscaping companies, temporary employment agencies, and sometimes sole proprietors.

The key elements of ORS 279C.830(2) and ORS 279C.836 specify that:

- Specifications for every contract for public works must contain language stating that the contractor and every subcontractor must have a public works bond filed with the CCB before starting work on the project, unless otherwise exempt.
- Every contract awarded by a contracting agency must contain language requiring the contractor:
 - To have a public works bond filed with the CCB before starting work on the project, unless otherwise exempt; and
 - To include in every subcontract a provision requiring the subcontractor to have a public works bond filed with the CCB before starting work on the project unless otherwise exempt
- Every subcontract that a contractor or subcontractor awards in connection with a public works contract between a contractor and a public agency must require any subcontractor to have a public works bond filed with the CCB before starting work on the public works project, unless otherwise exempt.
- Before permitting a subcontractor to start work on a public works project, contractors must first verify their subcontractors either have filed the bond, or have elected not to file a public works bond due to a bona fide exemption.
- The PWR bond is to be used exclusively for unpaid wages determined to be due by the Bureau of Labor & Industries.
- The bond is in effect continuously (you do not have to have one per project).
- A public works bond is in addition to any other required bond the contractor or subcontractor is required to obtain.

Exemptions:

- Allowed for a disadvantaged business enterprise, a minority-owned business, woman-owned business, a business that a service-disabled veteran owns or an emerging small business certified under ORS 200.055, for the first FOUR years of certification;
 - Exempt contractor must still file written verification of certification with the CCB, and give the CCB written notice that they elect not to file a bond.
 - The prime contractor must give written notice to the public agency that they elect not to file a public works bond.
 - Subcontractors must give written notice to the prime contractor that they elect not to file a public works bond.
- For projects with a total project cost of \$100,000 or less, a public works bond is not required. (Note this is the total project cost, not an individual contract amount.)
- Emergency projects, as defined in ORS 279A.010(f).

Prevailing Wage Survey Wage Rate Appeal Process

1. To challenge or appeal a survey rate determination, you must submit a request in writing to the Labor Commissioner. You can send this to pwremail@boli.state.or.us.
2. The appeal should include:
 - a complete description of the issue, including the affected trade(s), and documentation or evidence (if available) supporting why the rate determination is incorrect
 - recommendations for how the rate could be more accurately determined
3. The written appeal will be reviewed by the Wage and Hour Division, which will recommend to the Labor Commissioner a course of action and proposed time frame for addressing the issue (such as a recommendation that further information be obtained, an investigation or study of the matter be conducted, a rate amendment or correction be issued, the next survey be modified, etc.).
4. The Labor Commissioner will review the division's recommendation and either approve, disapprove or modify the recommendation. The Prevailing Wage Advisory Committee may be consulted in some matters as deemed appropriate.
5. The requesting party will be notified of the Labor Commissioner's decision.

PREVAILING WAGE RATES

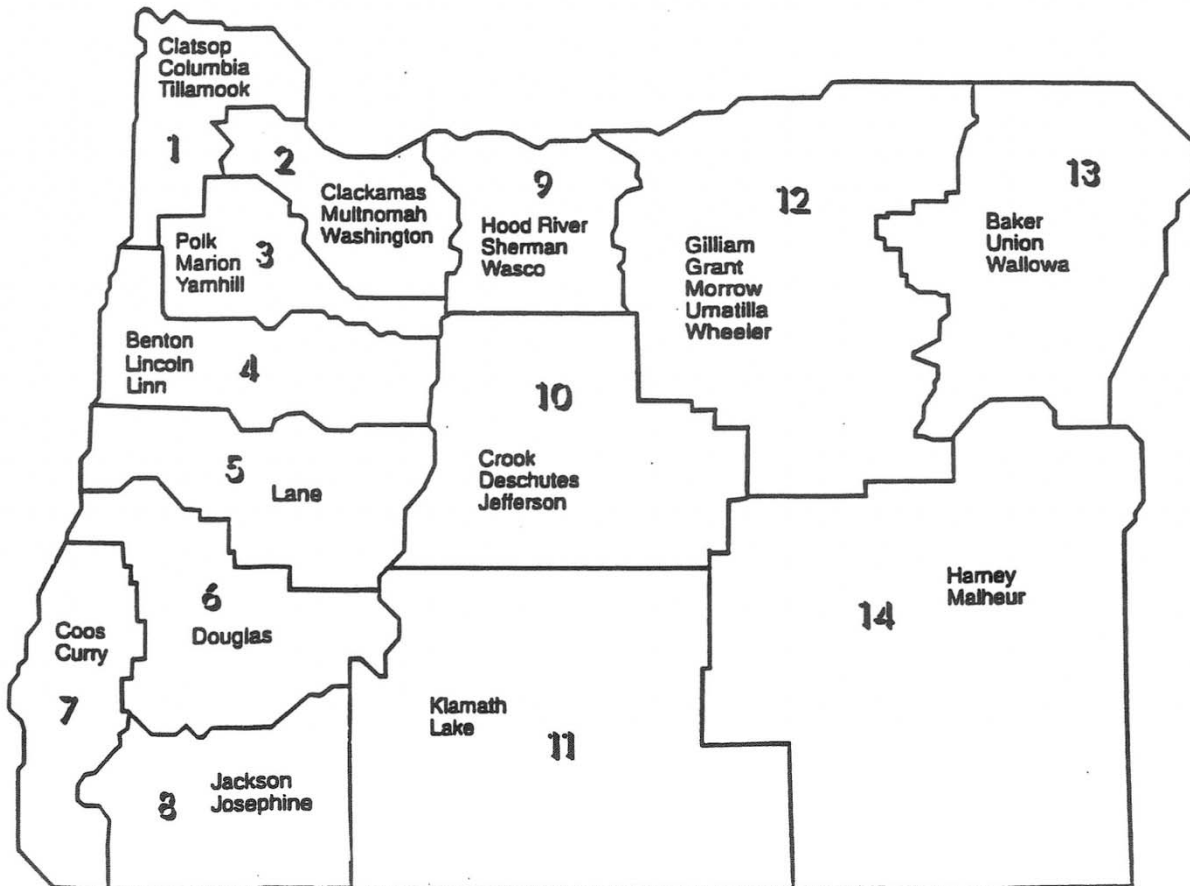
FINDING THE CORRECT PREVAILING WAGE RATE

To find the correct rate(s) required on your project, you will need:

- the date the project was first advertised for bid
- the region your project is in
- the duties of workers on the job

Generally, the rate you should look for is based on the date the project was first advertised for bid. (See OAR 839-025-0020(8) for information about projects that contract through a CM/GC, or contract manager/general contractor.)

Use this map to determine the region for your project:



Determine the duties that are being performed by each worker

Use the booklet *Definitions of Covered Occupations* to find the definition that most closely matches the actual work performed by the worker. You can find this publication online at <https://www.oregon.gov/boli/employers/Pages/occupational-definitions.aspx>.

If you have any questions about work classifications, contact the Bureau of Labor & Industries at pwemail@boli.state.or.us or (971) 673-0839.

Find the correct rate in this rate book

1. Look up the region page
2. Find the correct occupation
3. Use the rate listed (see below for more information)

Is there a rate listed next to the occupation?

If so, that is the prevailing wage rate for this region and occupation. The prevailing wage rate is made up of an hourly base rate and an hourly fringe rate. The combination of these two amounts must be paid to each worker.

If the book directs you to "See Appendix," go to the back of the book and use the rate listed in the Appendix pages. It may include a group number, shift differential, hazard pay and/or zone pay which are added to the hourly base rate.

Apprentices must be paid the full fringe rate in those regions where the appendix rate does not apply. However, if the book directs you to "See Appendix," and the worker is registered in a bona fide apprenticeship program, contact the Bureau of Labor & Industries at (971) 673-0839 or pwremail@boli.state.or.us for the applicable hourly fringe rate.

For specific information or questions regarding the prevailing wage law, you may obtain a "Prevailing Wage Rate Laws" handbook by contacting us. An order form is also available in the back of this booklet.

We are happy to help you. More information is available on our website, <https://www.oregon.gov/boli/employers/pages/prevailing-wage.aspx>. You are welcome to contact us at pwremail@boli.state.or.us or (971) 673-0839.

REGION #1
Clatsop, Columbia and Tillamook Counties

Using the booklet, [Definitions of Covered Occupations](#), find the definition that most closely matches the actual work being performed by the worker.

OCCUPATION	BASIC HOURLY RATE	FRINGE RATE
Asbestos Worker/Insulator	See Appendix	See Appendix
Boilermaker	See Appendix	See Appendix
Bricklayer/Stonemason	See Appendix	See Appendix
Bridge and Highway Carpenter (See Carpenter Group 5)	See Appendix	See Appendix
Carpenter Group 1 & 2	See Appendix	See Appendix
Cement Mason	See Appendix	See Appendix
Diver	See Appendix	See Appendix
Diver Tender	See Appendix	See Appendix
Dredger	See Appendix	See Appendix
Drywall, Lather, Acoustical Carpenter & Ceiling Installer	See Appendix	See Appendix
Drywall Taper (See Painter & Drywall Taper)	See Appendix	See Appendix
Electrician	See Appendix	See Appendix
Elevator Constructor, Installer and Mechanic	See Appendix	See Appendix
Fence Constructor (Non-metal)	\$28.24	\$11.01
Fence Erector (Metal)	\$22.10	\$4.13
Flagger (See Laborer Group 3)	See Appendix	See Appendix
Glazier	See Appendix	See Appendix
Hazardous Materials Handler/Mechanic	\$21.83	\$9.48
Highway and Parking Striper	\$26.11	\$8.20
Ironworker	\$35.94	\$23.35
Laborer Group 1	See Appendix	See Appendix
Laborer Group 2	See Appendix	See Appendix
Laborer Group 3	See Appendix	See Appendix
Landscape Laborer/Technician	\$19.92	\$4.96
Limited Energy Electrician	See Appendix	See Appendix
Line Constructor	See Appendix	See Appendix
Marble Setter	See Appendix	See Appendix
Millwright (See Carpenter Group 3)	See Appendix	See Appendix
Painter	\$24.06	\$8.78
Piledriver (See Carpenter Group 6)	See Appendix	See Appendix
Plasterer and Stucco Mason	\$30.51	\$17.22
Plumber/Pipefitter/Steamfitter	See Appendix	See Appendix
Power Equipment Operator Group 1	See Appendix	See Appendix
Power Equipment Operator Group 1A	See Appendix	See Appendix
Power Equipment Operator Group 1B	See Appendix	See Appendix
Power Equipment Operator Group 2	See Appendix	See Appendix
Power Equipment Operator Group 3	See Appendix	See Appendix
Power Equipment Operator Group 4	See Appendix	See Appendix
Power Equipment Operator Group 5	See Appendix	See Appendix
Power Equipment Operator Group 6	See Appendix	See Appendix

REGION # 1
 Clatsop, Columbia and Tillamook Counties

Using the booklet, [Definitions of Covered Occupations](#), find the definition that most closely matches the actual work being performed by the worker.

OCCUPATION	BASIC HOURLY RATE	FRINGE RATE
Roofer	\$29.11	\$11.91
Sheet Metal Worker	See Appendix	See Appendix
Soft Floor Layer	See Appendix	See Appendix
Sprinkler Fitter	See Appendix	See Appendix
Tender to Mason Trades (Brick and Stonemason, Mortar Mixer, Hod Carrier)	See Appendix	See Appendix
Tender to Plasterer and Stucco Mason	\$26.12	\$12.29
Testing, Adjusting, and Balancing (TAB) Technician	See Appendix	See Appendix
Tilesetter/Terrazzo Worker: Hard Tilesetter	See Appendix	See Appendix
Tile, Terrazzo, and Marble Finisher	See Appendix	See Appendix
Truck Driver – All Groups	\$24.64	\$5.91

REGION #2
 Clackamas, Multnomah and Washington Counties

Using the booklet, [Definitions of Covered Occupations](#), find the definition that most closely matches the actual work being performed by the worker.

OCCUPATION	BASIC HOURLY RATE	FRINGE RATE
Asbestos Worker/Insulator	See Appendix	See Appendix
Boilermaker	\$38.43	\$23.09
Bricklayer/Stonemason	See Appendix	See Appendix
Bridge & Highway Carpenter (See Carpenter Group 5)	See Appendix	See Appendix
Carpenter Group 1 & 2	See Appendix	See Appendix
Cement Mason	See Appendix	See Appendix
Diver	See Appendix	See Appendix
Diver Tender	See Appendix	See Appendix
Dredger	See Appendix	See Appendix
Drywall, Lather, Acoustical Carpenter & Ceiling Installer	See Appendix	See Appendix
Drywall Taper (See Painter & Drywall Taper)	See Appendix	See Appendix
Electrician	See Appendix	See Appendix
Elevator Constructor, Installer and Mechanic	See Appendix	See Appendix
Fence Constructor (Non-metal)	\$28.24	\$11.01
Fence Erector (Metal)	\$22.10	\$4.13
Flagger (See Laborer Group 3)	See Appendix	See Appendix
Glazier	See Appendix	See Appendix
Hazardous Materials Handler/Mechanic	\$21.83	\$9.48
Highway and Parking Striper	\$26.11	\$8.20
Ironworker	See Appendix	See Appendix
Laborer Group 1	See Appendix	See Appendix
Laborer Group 2	See Appendix	See Appendix
Laborer Group 3	See Appendix	See Appendix
Landscape Laborer/Technician	\$19.92	\$4.96
Limited Energy Electrician	\$31.64	\$10.26
Line Constructor	See Appendix	See Appendix
Marble Setter	See Appendix	See Appendix
Millwright (See Carpenter Group 3)	See Appendix	See Appendix
Painter	\$24.06	\$8.78
Piledriver (See Carpenter Group 6)	See Appendix	See Appendix
Plasterer and Stucco Mason	See Appendix	See Appendix
Plumber/Pipefitter/Steamfitter	See Appendix	See Appendix
Power Equipment Operator Group 1	See Appendix	See Appendix
Power Equipment Operator Group 1A	See Appendix	See Appendix
Power Equipment Operator Group 1B	See Appendix	See Appendix
Power Equipment Operator Group 2	See Appendix	See Appendix
Power Equipment Operator Group 3	See Appendix	See Appendix
Power Equipment Operator Group 4	See Appendix	See Appendix
Power Equipment Operator Group 5	See Appendix	See Appendix
Power Equipment Operator Group 6	See Appendix	See Appendix

REGION #2
 Clackamas, Multnomah, and Washington Counties

Using the booklet, [Definitions of Covered Occupations](#), find the definition that most closely matches the actual work being performed by the worker.

OCCUPATION	BASIC HOURLY RATE	FRINGE RATE
Roofer	See Appendix	See Appendix
Sheet Metal Worker	See Appendix	See Appendix
Soft Floor Layer	See Appendix	See Appendix
Sprinkler Fitter	See Appendix	See Appendix
Tender to Mason Trades (Brick and Stonemason, Mortar Mixer, Hod Carrier)	See Appendix	See Appendix
Tender to Plasterer and Stucco Mason	See Appendix	See Appendix
Testing, Adjusting, and Balancing (TAB) Technician	\$37.29	\$14.60
Tilesetter/Terrazzo Worker: Hard Tilesetter	See Appendix	See Appendix
Tile, Terrazzo, and Marble Finisher	See Appendix	See Appendix
Truck Driver – All Groups	\$24.64	\$5.91

REGION #3
Marion, Polk and Yamhill Counties

Using the booklet, [Definitions of Covered Occupations](#), find the definition that most closely matches the actual work being performed by the worker.

OCCUPATION	BASIC HOURLY RATE	FRINGE RATE
Asbestos Worker/Insulator	See Appendix	See Appendix
Boilermaker	\$38.43	\$23.09
Bricklayer/Stonemason	See Appendix	See Appendix
Bridge and Highway Carpenter (See Carpenter Group 5)	See Appendix	See Appendix
Carpenter Group 1 & 2	See Appendix	See Appendix
Cement Mason	See Appendix	See Appendix
Diver	See Appendix	See Appendix
Diver Tender	See Appendix	See Appendix
Dredger	See Appendix	See Appendix
Drywall, Lather, Acoustical Carpenter & Ceiling Installer	See Appendix	See Appendix
Drywall Taper (See Painter & Drywall Taper)	See Appendix	See Appendix
Electrician	See Appendix	See Appendix
Elevator Constructor, Installer and Mechanic	See Appendix	See Appendix
Fence Constructor (Non-metal)	\$28.24	\$11.01
Fence Erector (Metal)	\$22.10	\$4.13
Flagger (See Laborer Group 3)	See Appendix	See Appendix
Glazier	See Appendix	See Appendix
Hazardous Materials Handler/Mechanic	\$21.83	\$9.48
Highway and Parking Striper	\$26.11	\$8.20
Ironworker	\$35.94	\$23.35
Laborer Group 1	See Appendix	See Appendix
Laborer Group 2	See Appendix	See Appendix
Laborer Group 3	See Appendix	See Appendix
Landscape Laborer/Technician	\$19.92	\$4.96
Limited Energy Electrician	\$31.64	\$10.26
Line Constructor	See Appendix	See Appendix
Marble Setter	See Appendix	See Appendix
Millwright (See Carpenter Group 3)	See Appendix	See Appendix
Painter	\$24.06	\$8.78
Piledriver (See Carpenter Group 6)	See Appendix	See Appendix
Plasterer and Stucco Mason	See Appendix	See Appendix
Plumber/Pipefitter/Steamfitter	See Appendix	See Appendix
Power Equipment Operator Group 1	See Appendix	See Appendix
Power Equipment Operator Group 1A	See Appendix	See Appendix
Power Equipment Operator Group 1B	See Appendix	See Appendix
Power Equipment Operator Group 2	See Appendix	See Appendix
Power Equipment Operator Group 3	See Appendix	See Appendix
Power Equipment Operator Group 4	See Appendix	See Appendix
Power Equipment Operator Group 5	See Appendix	See Appendix
Power Equipment Operator Group 6	See Appendix	See Appendix

REGION #3
 Marion, Polk and Yamhill Counties

Using the booklet, [Definitions of Covered Occupations](#), find the definition that most closely matches the actual work being performed by the worker.

OCCUPATION	BASIC HOURLY RATE	FRINGE RATE
Roofer	See Appendix	See Appendix
Sheet Metal Worker	\$37.92	\$16.17
Soft Floor Layer	See Appendix	See Appendix
Sprinkler Fitter	See Appendix	See Appendix
Tender to Mason Trades (Brick and Stonemason, Mortar Mixer, Hod Carrier)	See Appendix	See Appendix
Tender to Plasterer and Stucco Mason	\$26.12	\$12.29
Testing, Adjusting, and Balancing (TAB) Technician	See Appendix	See Appendix
Tilesetter/Terrazzo Worker: Hard Tilesetter	See Appendix	See Appendix
Tile, Terrazzo, and Marble Finisher	See Appendix	See Appendix
Truck Driver – All Groups	\$24.64	\$5.91

REGION #4
 Benton, Lincoln and Linn Counties

Using the booklet, [Definitions of Covered Occupations](#), find the definition that most closely matches the actual work being performed by the worker.

OCCUPATION	BASIC HOURLY RATE	FRINGE RATE
Asbestos Worker/Insulator	See Appendix	See Appendix
Boilermaker	See Appendix	See Appendix
Bricklayer/Stonemason	See Appendix	See Appendix
Bridge and Highway Carpenter (See Carpenter Group 5)	See Appendix	See Appendix
Carpenter Group 1 & 2	See Appendix	See Appendix
Cement Mason	See Appendix	See Appendix
Diver	See Appendix	See Appendix
Diver Tender	See Appendix	See Appendix
Dredger	\$42.22	\$14.33
Drywall, Lather, Acoustical Carpenter & Ceiling Installer	See Appendix	See Appendix
Drywall Taper (See Painter & Drywall Taper)	See Appendix	See Appendix
Electrician	See Appendix	See Appendix
Elevator Constructor, Installer and Mechanic	\$50.16	\$38.26
Fence Constructor (Non-metal)	\$28.24	\$11.01
Fence Erector (Metal)	\$22.10	\$4.13
Flagger (See Labor Group 3)	See Appendix	See Appendix
Glazier	See Appendix	See Appendix
Hazardous Materials Handler/Mechanic	\$21.83	\$9.48
Highway and Parking Striper	\$26.11	\$8.20
Ironworker	\$35.94	\$23.35
Laborer Group 1	See Appendix	See Appendix
Laborer Group 2	See Appendix	See Appendix
Laborer Group 3	See Appendix	See Appendix
Landscape Laborer/Technician	\$19.92	\$4.96
Limited Energy Electrician	\$31.64	\$10.26
Line Constructor	\$51.43	\$20.25
Marble Setter	See Appendix	See Appendix
Millwright (See Carpenter Group 3)	See Appendix	See Appendix
Painter	\$24.06	\$8.78
Piledriver (See Carpenter Group 6)	See Appendix	See Appendix
Plasterer and Stucco Mason	See Appendix	See Appendix
Plumber/Pipefitter/Steamfitter	See Appendix	See Appendix
Power Equipment Operator Group 1	See Appendix	See Appendix
Power Equipment Operator Group 1A	See Appendix	See Appendix
Power Equipment Operator Group 1B	See Appendix	See Appendix
Power Equipment Operator Group 2	See Appendix	See Appendix
Power Equipment Operator Group 3	See Appendix	See Appendix
Power Equipment Operator Group 4	See Appendix	See Appendix
Power Equipment Operator Group 5	See Appendix	See Appendix
Power Equipment Operator Group 6	See Appendix	See Appendix

REGION #4

Benton, Lincoln and Linn Counties

Using the booklet, [Definitions of Covered Occupations](#), find the definition that most closely matches the actual work being performed by the worker.

OCCUPATION	BASIC HOURLY RATE	FRINGE RATE
Roofer	See Appendix	See Appendix
Sheet Metal Worker	See Appendix	See Appendix
Soft Floor Layer	See Appendix	See Appendix
Sprinkler Fitter	See Appendix	See Appendix
Tender to Mason Trades (Brick and Stonemason, Mortar Mixer, Hod Carrier)	See Appendix	See Appendix
Tender to Plasterer and Stucco Mason	\$26.12	\$12.29
Testing, Adjusting, and Balancing (TAB) Technician	\$37.29	\$14.60
Tilesetter/Terrazzo Worker: Hard Tilesetter	See Appendix	See Appendix
Tile, Terrazzo, and Marble Finisher	See Appendix	See Appendix
Truck Driver – All Groups	\$24.64	\$5.91

REGION #5
Lane County

Using the booklet, [Definitions of Covered Occupations](#), find the definition that most closely matches the actual work being performed by the worker.

OCCUPATION	BASIC HOURLY RATE	FRINGE RATE
Asbestos Worker/Insulator	See Appendix	See Appendix
Boilermaker	See Appendix	See Appendix
Bricklayer/Stonemason	See Appendix	See Appendix
Bridge and Highway Carpenter (See Carpenter Group 5)	See Appendix	See Appendix
Carpenter Group 1 & 2	See Appendix	See Appendix
Cement Mason	See Appendix	See Appendix
Diver	See Appendix	See Appendix
Diver Tender	See Appendix	See Appendix
Dredger	See Appendix	See Appendix
Drywall, Lather, Acoustical Carpenter & Ceiling Installer	See Appendix	See Appendix
Drywall Taper (See Painter & Drywall Taper)	See Appendix	See Appendix
Electrician	See Appendix	See Appendix
Elevator Constructor, Installer and Mechanic	See Appendix	See Appendix
Fence Constructor (Non-metal)	\$28.24	\$11.01
Fence Erector (Metal)	\$22.10	\$4.13
Flagger (See Laborer Group 3)	See Appendix	See Appendix
Glazier	See Appendix	See Appendix
Hazardous Materials Handler/Mechanic	\$21.83	\$9.48
Highway and Parking Striper	\$26.11	\$8.20
Ironworker	See Appendix	See Appendix
Laborer Group 1	See Appendix	See Appendix
Laborer Group 2	See Appendix	See Appendix
Laborer Group 3	See Appendix	See Appendix
Landscape Laborer/Technician	\$19.92	\$4.96
Limited Energy Electrician	\$31.64	\$10.26
Line Constructor	See Appendix	See Appendix
Marble Setter	See Appendix	See Appendix
Millwright (See Carpenter Group 3)	See Appendix	See Appendix
Painter	\$24.06	\$8.78
Piledriver (See Carpenter Group 6)	See Appendix	See Appendix
Plasterer and Stucco Mason	See Appendix	See Appendix
Plumber/Pipefitter/Steamfitter	See Appendix	See Appendix
Power Equipment Operator Group 1	See Appendix	See Appendix
Power Equipment Operator Group 1A	See Appendix	See Appendix
Power Equipment Operator Group 1B	See Appendix	See Appendix
Power Equipment Operator Group 2	See Appendix	See Appendix
Power Equipment Operator Group 3	See Appendix	See Appendix
Power Equipment Operator Group 4	See Appendix	See Appendix
Power Equipment Operator Group 5	See Appendix	See Appendix
Power Equipment Operator Group 6	See Appendix	See Appendix

REGION #5
Lane County

Using the booklet, [Definitions of Covered Occupations](#), find the definition that most closely matches the actual work being performed by the worker.

OCCUPATION	BASIC HOURLY RATE	FRINGE RATE
Roofer	See Appendix	See Appendix
Sheet Metal Worker	See Appendix	See Appendix
Soft Floor Layer	See Appendix	See Appendix
Sprinkler Fitter	See Appendix	See Appendix
Tender to Mason Trades (Brick and Stonemason, Mortar Mixer, Hod Carrier)	See Appendix	See Appendix
Tender to Plasterer and Stucco Mason	\$26.12	\$12.29
Testing, Adjusting, and Balancing (TAB) Technician	\$37.29	\$14.60
Tilesetter/Terrazzo Worker: Hard Tilesetter	See Appendix	See Appendix
Tile, Terrazzo, and Marble Finisher	See Appendix	See Appendix
Truck Driver – All Groups	\$24.64	\$5.91

REGION #6
Douglas County

Using the booklet, [Definitions of Covered Occupations](#), find the definition that most closely matches the actual work being performed by the worker.

OCCUPATION	BASIC HOURLY RATE	FRINGE RATE
Asbestos Worker/Insulator	See Appendix	See Appendix
Boilermaker	See Appendix	See Appendix
Bricklayer/Stonemason	See Appendix	See Appendix
Bridge and Highway Carpenter (See Carpenter Group 5)	See Appendix	See Appendix
Carpenter Group 1 & 2	See Appendix	See Appendix
Cement Mason	\$30.21	\$13.18
Diver	See Appendix	See Appendix
Diver Tender	See Appendix	See Appendix
Dredger	\$42.22	\$14.33
Drywall, Lather, Acoustical Carpenter & Ceiling Installer	\$37.41	\$16.91
Drywall Taper	\$34.13	\$14.58
Electrician	See Appendix	See Appendix
Elevator Constructor, Installer and Mechanic	See Appendix	See Appendix
Fence Constructor (Non-metal)	\$28.24	\$11.01
Fence Erector (Metal)	\$22.10	\$4.13
Flagger (See Laborer Group 3)	See Appendix	See Appendix
Glazier	See Appendix	See Appendix
Hazardous Material Handler/Mechanic	\$21.83	\$9.48
Highway and Parking Striper	See Appendix	See Appendix
Ironworker	\$35.94	\$23.35
Laborer Group 1	See Appendix	See Appendix
Laborer Group 2	See Appendix	See Appendix
Laborer Group 3	See Appendix	See Appendix
Landscape Laborer/Technician	\$19.92	\$4.96
Limited Energy Electrician	\$31.64	\$10.26
Line Constructor	\$51.43	\$20.25
Marble Setter	\$37.17	\$17.25
Millwright (See Carpenter Group 3)	See Appendix	See Appendix
Painter	See Appendix	See Appendix
Piledriver (See Carpenter Group 6)	See Appendix	See Appendix
Plasterer and Stucco Mason	\$30.51	\$17.22
Plumber/Pipefitter/Steamfitter	\$47.40	\$27.17
Power Equipment Operator Group 1	See Appendix	See Appendix
Power Equipment Operator Group 1A	See Appendix	See Appendix
Power Equipment Operator Group 1B	See Appendix	See Appendix
Power Equipment Operator Group 2	See Appendix	See Appendix
Power Equipment Operator Group 3	See Appendix	See Appendix
Power Equipment Operator Group 4	See Appendix	See Appendix
Power Equipment Operator Group 5	See Appendix	See Appendix
Power Equipment Operator Group 6	See Appendix	See Appendix

REGION #6
Douglas County

Using the booklet, [Definitions of Covered Occupations](#), find the definition that most closely matches the actual work being performed by the worker.

OCCUPATION	BASIC HOURLY RATE	FRINGE RATE
Roofer	\$29.11	\$11.91
Sheet Metal Worker	See Appendix	See Appendix
Soft Floor Layer	\$27.28	\$11.29
Sprinkler Fitter	See Appendix	See Appendix
Tender to Mason Trades (Brick and Stonemason, Mortar Mixer, Hod Carrier)	\$31.54	\$11.80
Tender to Plasterer and Stucco Mason	\$26.12	\$12.29
Testing, Adjusting, and Balancing (TAB) Technician	\$37.29	\$14.60
Tilesetter/Terrazzo Worker: Hard Tilesetter	\$31.85	\$19.33
Tile, Terrazzo, and Marble Finisher	See Appendix	See Appendix
Truck Driver – All Groups	\$24.64	\$5.91

REGION #7
Coos and Curry Counties

Using the booklet, [Definitions of Covered Occupations](#), find the definition that most closely matches the actual work being performed by the worker.

OCCUPATION	BASIC HOURLY RATE	FRINGE RATE
Asbestos Worker/Insulator	See Appendix	See Appendix
Boilermaker	\$38.43	\$23.09
Bricklayer/Stonemason	See Appendix	See Appendix
Bridge and Highway Carpenter (See Carpenter Group 5)	See Appendix	See Appendix
Carpenter Group 1 & 2	See Appendix	See Appendix
Cement Mason	\$30.21	\$13.18
Diver	See Appendix	See Appendix
Diver Tender	See Appendix	See Appendix
Dredger	See Appendix	See Appendix
Drywall, Lather, Acoustical Carpenter & Ceiling Installer	\$37.41	\$16.91
Drywall Taper	\$34.13	\$14.58
Electrician	See Appendix	See Appendix
Elevator Constructor, Installer and Mechanic	See Appendix	See Appendix
Fence Constructor (Non-metal)	\$28.24	\$11.01
Fence Erector (Metal)	\$22.10	\$4.13
Flagger (See Laborer Group 3)	See Appendix	See Appendix
Glazier	See Appendix	See Appendix
Hazardous Materials Handler/Mechanic	\$21.83	\$9.48
Highway and Parking Striper	\$26.11	\$8.20
Ironworker	See Appendix	See Appendix
Laborer Group 1	See Appendix	See Appendix
Laborer Group 2	See Appendix	See Appendix
Laborer Group 3	See Appendix	See Appendix
Landscape Laborer/Technician	\$19.92	\$4.96
Limited Energy Electrician	See Appendix	See Appendix
Line Constructor	See Appendix	See Appendix
Marble Setter	\$37.17	\$17.25
Millwright	\$31.56	\$11.74
Painter	See Appendix	See Appendix
Piledriver (See Carpenter Group 6)	See Appendix	See Appendix
Plasterer and Stucco Mason	\$30.51	\$17.22
Plumber/Pipefitter/Steamfitter	See Appendix	See Appendix
Power Equipment Operator Group 1	See Appendix	See Appendix
Power Equipment Operator Group 1A	See Appendix	See Appendix
Power Equipment Operator Group 1B	See Appendix	See Appendix
Power Equipment Operator Group 2	See Appendix	See Appendix
Power Equipment Operator Group 3	See Appendix	See Appendix
Power Equipment Operator Group 4	See Appendix	See Appendix
Power Equipment Operator Group 5	See Appendix	See Appendix
Power Equipment Operator Group 6	See Appendix	See Appendix

REGION #7
 Coos and Curry Counties

Using the booklet, [Definitions of Covered Occupations](#), find the definition that most closely matches the actual work being performed by the worker.

OCCUPATION	BASIC HOURLY RATE	FRINGE RATE
Roofer	\$29.11	\$11.91
Sheet Metal Worker	See Appendix	See Appendix
Soft Floor Layer	\$27.28	\$11.29
Sprinkler Fitter	See Appendix	See Appendix
Tender to Mason Trades (Brick and Stonemason, Mortar Mixer, Hod Carrier)	See Appendix	See Appendix
Tender to Plasterer and Stucco Mason	See Appendix	See Appendix
Testing, Adjusting, and Balancing (TAB) Technician	\$37.29	\$14.60
Tilesetter/Terrazzo Worker: Hard Tilesetter	See Appendix	See Appendix
Tile, Terrazzo, and Marble Finisher	See Appendix	See Appendix
Truck Driver – All Groups	\$24.64	\$5.91

REGION #8
 Jackson and Josephine Counties

Using the booklet, [Definitions of Covered Occupations](#), find the definition that most closely matches the actual work being performed by the worker.

OCCUPATION	BASIC HOURLY RATE	FRINGE RATE
Asbestos Worker/Insulator	See Appendix	See Appendix
Boilermaker	See Appendix	See Appendix
Bricklayer/Stonemason	\$37.63	\$18.43
Bridge and Highway Carpenter (See Carpenter Group 5)	See Appendix	See Appendix
Carpenter Group 1 & 2	\$32.88	\$13.06
Cement Mason	\$30.21	\$13.18
Diver	See Appendix	See Appendix
Diver Tender	See Appendix	See Appendix
Dredger	See Appendix	See Appendix
Drywall, Lather, Acoustical Carpenter & Ceiling Installer	\$37.41	\$16.91
Drywall Taper	\$34.13	\$14.58
Electrician	See Appendix	See Appendix
Elevator Constructor, Installer and Mechanic	See Appendix	See Appendix
Fence Constructor (Non-metal)	\$28.24	\$11.01
Fence Erector (Metal)	\$22.10	\$4.13
Flagger (See Laborer Group 3)	See Appendix	See Appendix
Glazier	See Appendix	See Appendix
Hazardous Materials Handler/Mechanic	\$21.83	\$9.48
Highway and Parking Striper	\$26.11	\$8.20
Ironworker	\$35.94	\$23.35
Laborer Group 1	See Appendix	See Appendix
Laborer Group 2	See Appendix	See Appendix
Laborer Group 3	See Appendix	See Appendix
Landscape Laborer/Technician	\$19.92	\$4.96
Limited Energy Electrician	\$31.64	\$10.26
Line Constructor	See Appendix	See Appendix
Marble Setter	See Appendix	See Appendix
Millwright	\$31.56	\$11.74
Painter	\$24.06	\$8.78
Piledriver (See Carpenter Group 6)	See Appendix	See Appendix
Plasterer and Stucco Mason	\$30.51	\$17.22
Plumber/Pipefitter/Steamfitter	See Appendix	See Appendix
Power Equipment Operator Group 1	See Appendix	See Appendix
Power Equipment Operator Group 1A	See Appendix	See Appendix
Power Equipment Operator Group 1B	See Appendix	See Appendix
Power Equipment Operator Group 2	See Appendix	See Appendix
Power Equipment Operator Group 3	See Appendix	See Appendix
Power Equipment Operator Group 4	See Appendix	See Appendix
Power Equipment Operator Group 5	See Appendix	See Appendix
Power Equipment Operator Group 6	See Appendix	See Appendix

REGION #8
 Jackson and Josephine Counties

Using the booklet, [Definitions of Covered Occupations](#), find the definition that most closely matches the actual work being performed by the worker.

OCCUPATION	BASIC HOURLY RATE	FRINGE RATE
Roofer	\$29.11	\$11.91
Sheet Metal Worker	\$37.92	\$16.17
Soft Floor Layer	\$27.28	\$11.29
Sprinkler Fitter	See Appendix	See Appendix
Tender to Mason Trades (Brick and Stonemason, Mortar Mixer, Hod Carrier)	\$31.54	\$11.80
Tender to Plasterer and Stucco Mason	\$26.12	\$12.29
Testing, Adjusting, and Balancing (TAB) Technician	\$37.29	\$14.60
Tilesetter/Terrazzo Worker: Hard Tilesetter	\$31.85	\$19.33
Tile, Terrazzo, and Marble Finisher	\$25.65	\$14.40
Truck Driver – All Groups	\$24.64	\$5.91

REGION #9
Hood River, Sherman and Wasco Counties

Using the booklet, [Definitions of Covered Occupations](#), find the definition that most closely matches the actual work being performed by the worker.

OCCUPATION	BASIC HOURLY RATE	FRINGE RATE
Asbestos Worker/Insulator	See Appendix	See Appendix
Boilermaker	See Appendix	See Appendix
Bricklayer/Stonemason	See Appendix	See Appendix
Bridge and Highway Carpenter (See Carpenter Group 5)	See Appendix	See Appendix
Carpenter Group 1 & 2	See Appendix	See Appendix
Cement Mason	\$30.21	\$13.18
Diver	See Appendix	See Appendix
Diver Tender	See Appendix	See Appendix
Dredger	See Appendix	See Appendix
Drywall, Lather, Acoustical Carpenter & Ceiling Installer	See Appendix	See Appendix
Drywall Taper (See Painter & Drywall Taper)	See Appendix	See Appendix
Electrician	See Appendix	See Appendix
Elevator Constructor, Installer and Mechanic	See Appendix	See Appendix
Fence Constructor (Non-metal)	\$28.24	\$11.01
Fence Erector (Metal)	\$22.10	\$4.13
Flagger (See Laborer Group 3)	See Appendix	See Appendix
Glazier	See Appendix	See Appendix
Hazardous Materials Handler/Mechanic	\$21.83	\$9.48
Highway and Parking Striper	\$26.11	\$8.20
Ironworker	See Appendix	See Appendix
Laborer Group 1	See Appendix	See Appendix
Laborer Group 2	See Appendix	See Appendix
Laborer Group 3	See Appendix	See Appendix
Landscape Laborer/Technician	\$19.92	\$4.96
Limited Energy Electrician	See Appendix	See Appendix
Line Constructor	See Appendix	See Appendix
Marble Setter	See Appendix	See Appendix
Millwright (See Carpenter Group 3)	See Appendix	See Appendix
Painter	\$24.06	\$8.78
Piledriver (See Carpenter Group 6)	See Appendix	See Appendix
Plasterer and Stucco Mason	\$30.51	\$17.22
Plumber/Pipefitter/Steamfitter	See Appendix	See Appendix
Power Equipment Operator Group 1	See Appendix	See Appendix
Power Equipment Operator Group 1A	See Appendix	See Appendix
Power Equipment Operator Group 1B	See Appendix	See Appendix
Power Equipment Operator Group 2	See Appendix	See Appendix
Power Equipment Operator Group 3	See Appendix	See Appendix
Power Equipment Operator Group 4	See Appendix	See Appendix
Power Equipment Operator Group 5	See Appendix	See Appendix
Power Equipment Operator Group 6	See Appendix	See Appendix

REGION #9
Hood River, Sherman and Wasco Counties

Using the booklet, [Definitions of Covered Occupations](#), find the definition that most closely matches the actual work being performed by the worker.

OCCUPATION	BASIC HOURLY RATE	FRINGE RATE
Roofer	\$29.11	\$11.91
Sheet Metal Worker	See Appendix	See Appendix
Soft Floor Layer	\$27.28	\$11.29
Sprinkler Fitter	See Appendix	See Appendix
Tender to Mason Trades (Brick and Stonemason, Mortar Mixer, Hod Carrier)	See Appendix	See Appendix
Tender to Plasterer and Stucco Mason	\$26.12	\$12.29
Testing, Adjusting, and Balancing (TAB) Technician	See Appendix	See Appendix
Tilesetter/Terrazzo Worker: Hard Tilesetter	See Appendix	See Appendix
Tile, Terrazzo, and Marble Finisher	See Appendix	See Appendix
Truck Driver – All Groups	\$24.64	\$5.91

REGION #10
 Crook, Deschutes and Jefferson Counties

Using the booklet, [Definitions of Covered Occupations](#), find the definition that most closely matches the actual work being performed by the worker.

OCCUPATION	BASIC HOURLY RATE	FRINGE RATE
Asbestos Worker/Insulator	See Appendix	See Appendix
Boilermaker	\$38.43	\$23.09
Bricklayer/Stonemason	See Appendix	See Appendix
Bridge and Highway Carpenter (See Carpenter Group 5)	See Appendix	See Appendix
Carpenter Group 1 & 2	See Appendix	See Appendix
Cement Mason	See Appendix	See Appendix
Diver	See Appendix	See Appendix
Diver Tender	See Appendix	See Appendix
Dredger	See Appendix	See Appendix
Drywall, Lather, Acoustical Carpenter & Ceiling Installer	See Appendix	See Appendix
Drywall Taper (See Painter & Drywall Taper)	See Appendix	See Appendix
Electrician	See Appendix	See Appendix
Elevator Constructor, Installer and Mechanic	\$50.16	\$38.26
Fence Constructor (Non-metal)	\$28.24	\$11.01
Fence Erector (Metal)	\$22.10	\$4.13
Flagger (See Laborer Group 3)	See Appendix	See Appendix
Glazier	\$38.53	\$20.11
Hazardous Materials Handler/Mechanic	\$21.83	\$9.48
Highway and Parking Striper	See Appendix	See Appendix
Ironworker	See Appendix	See Appendix
Laborer Group 1	See Appendix	See Appendix
Laborer Group 2	See Appendix	See Appendix
Laborer Group 3	See Appendix	See Appendix
Landscape Laborer/Technician	\$19.92	\$4.96
Limited Energy Electrician	\$31.64	\$10.26
Line Constructor	See Appendix	See Appendix
Marble Setter	See Appendix	See Appendix
Millwright	\$31.56	\$11.74
Painter	\$24.06	\$8.78
Piledriver (See Carpenter Group 6)	See Appendix	See Appendix
Plasterer and Stucco Mason	\$30.51	\$17.22
Plumber/Pipefitter/Steamfitter	See Appendix	See Appendix
Power Equipment Operator Group 1	See Appendix	See Appendix
Power Equipment Operator Group 1A	See Appendix	See Appendix
Power Equipment Operator Group 1B	See Appendix	See Appendix
Power Equipment Operator Group 2	See Appendix	See Appendix
Power Equipment Operator Group 3	See Appendix	See Appendix
Power Equipment Operator Group 4	See Appendix	See Appendix
Power Equipment Operator Group 5	See Appendix	See Appendix
Power Equipment Operator Group 6	See Appendix	See Appendix

REGION #10
 Crook, Deschutes and Jefferson Counties

Using the booklet, [Definitions of Covered Occupations](#), find the definition that most closely matches the actual work being performed by the worker.

OCCUPATION	BASIC HOURLY RATE	FRINGE RATE
Roofer	\$29.11	\$11.91
Sheet Metal Worker	See Appendix	See Appendix
Soft Floor Layer	See Appendix	See Appendix
Sprinkler Fitter	See Appendix	See Appendix
Tender to Mason Trades (Brick and Stonemason, Mortar Mixer, Hod Carrier)	\$31.54	\$11.80
Tender to Plasterer and Stucco Mason	See Appendix	See Appendix
Testing, Adjusting, and Balancing (TAB) Technician	\$37.29	\$14.60
Tilesetter/Terrazzo Worker: Hard Tilesetter	\$31.85	\$19.33
Tile, Terrazzo, and Marble Finisher	\$25.65	\$14.40
Truck Driver – All Groups	\$24.64	\$5.91

REGION #11
Klamath and Lake Counties

Using the booklet, [Definitions of Covered Occupations](#), find the definition that most closely matches the actual work being performed by the worker.

OCCUPATION	BASIC HOURLY RATE	FRINGE RATE
Asbestos Worker/Insulator	See Appendix	See Appendix
Boilermaker	See Appendix	See Appendix
Bricklayer/Stonemason	See Appendix	See Appendix
Bridge and Highway Carpenter	\$38.22	\$15.60
Carpenter Group 1 & 2	\$32.88	\$13.06
Cement Mason	\$30.21	\$13.18
Diver	See Appendix	See Appendix
Diver Tender	See Appendix	See Appendix
Dredger	See Appendix	See Appendix
Drywall, Lather, Acoustical Carpenter & Ceiling Installer	\$37.41	\$16.91
Drywall Taper	\$34.13	\$14.58
Electrician	See Appendix	See Appendix
Elevator Constructor, Installer and Mechanic	See Appendix	See Appendix
Fence Constructors (Non-metal)	\$28.24	\$11.01
Fence Erector (Metal)	\$22.10	\$4.13
Flagger (See Laborer Group 3)	See Appendix	See Appendix
Glazier	See Appendix	See Appendix
Hazardous Materials Handler/Mechanic	\$21.83	\$9.48
Highway and Parking Striper	\$26.11	\$8.20
Ironworker	See Appendix	See Appendix
Laborer Group 1	See Appendix	See Appendix
Laborer Group 2	See Appendix	See Appendix
Laborer Group 3	See Appendix	See Appendix
Landscape Laborer/Technician	\$19.92	\$4.96
Limited Energy Electrician	\$31.64	\$10.26
Line Constructor	See Appendix	See Appendix
Marble Setter	See Appendix	See Appendix
Millwright (See Carpenter Group 3)	See Appendix	See Appendix
Painter	\$24.06	\$8.78
Piledriver (See Carpenter Group 6)	See Appendix	See Appendix
Plasterer and Stucco Mason	\$30.51	\$17.22
Plumber/Pipefitter/Steamfitter	\$47.40	\$27.17
Power Equipment Operator Group 1	See Appendix	See Appendix
Power Equipment Operator Group 1A	See Appendix	See Appendix
Power Equipment Operator Group 1B	See Appendix	See Appendix
Power Equipment Operator Group 2	See Appendix	See Appendix
Power Equipment Operator Group 3	See Appendix	See Appendix
Power Equipment Operator Group 4	See Appendix	See Appendix
Power Equipment Operator Group 5	See Appendix	See Appendix
Power Equipment Operator Group 6	See Appendix	See Appendix

REGION #11
 Klamath and Lake Counties

Using the booklet, [Definitions of Covered Occupations](#), find the definition that most closely matches the actual work being performed by the worker.

OCCUPATION	BASIC HOURLY RATE	FRINGE RATE
Roofer	\$29.11	\$11.91
Sheet Metal Worker	\$37.92	\$16.17
Soft Floor Layer	See Appendix	See Appendix
Sprinkler Fitter	See Appendix	See Appendix
Tender to Mason Trades (Brick and Stonemason, Mortar Mixer, Hod Carrier)	\$31.54	\$11.80
Tender to Plasterer and Stucco Mason	\$26.12	\$12.29
Testing, Adjusting, and Balancing (TAB) Technician	\$37.29	\$14.60
Tilesetter/Terrazzo Worker: Hard Tilesetter	See Appendix	See Appendix
Tile, Terrazzo, and Marble Finisher	See Appendix	See Appendix
Truck Driver – All Groups	\$24.64	\$5.91

REGION #12
 Gilliam, Grant, Morrow, Umatilla and Wheeler Counties

Using the booklet, [Definitions of Covered Occupations](#), find the definition that most closely matches the actual work being performed by the worker.

OCCUPATION	BASIC HOURLY RATE	FRINGE RATE
Asbestos Worker/Insulator	See Appendix	See Appendix
Boilermaker	See Appendix	See Appendix
Bricklayer/Stonemason	See Appendix	See Appendix
Bridge and Highway Carpenter (See Carpenter Group 5)	See Appendix	See Appendix
Carpenter Group 1 & 2	See Appendix	See Appendix
Cement Mason	See Appendix	See Appendix
Diver	See Appendix	See Appendix
Diver Tender	See Appendix	See Appendix
Dredger	See Appendix	See Appendix
Drywall, Lather, Acoustical Carpenter & Ceiling Installer	See Appendix	See Appendix
Drywall Taper (See Painter & Drywall Taper)	See Appendix	See Appendix
Electrician	See Appendix	See Appendix
Elevator Constructor, Installer and Mechanic	\$50.16	\$38.26
Fence Constructor (Non-metal)	\$28.24	\$11.01
Fence Erector (Metal)	\$22.10	\$4.13
Flagger (See Laborer Group 3)	See Appendix	See Appendix
Glazier	\$38.53	\$20.11
Hazardous Materials Handler/Mechanic	\$21.83	\$9.48
Highway and Parking Striper	See Appendix	See Appendix
Ironworker	See Appendix	See Appendix
Laborer Group 1	See Appendix	See Appendix
Laborer Group 2	See Appendix	See Appendix
Laborer Group 3	See Appendix	See Appendix
Landscape Laborer/Technician	\$19.92	\$4.96
Limited Energy Electrician	\$31.64	\$10.26
Line Constructor	See Appendix	See Appendix
Marble Setter	See Appendix	See Appendix
Millwright (See Carpenter Group 3)	See Appendix	See Appendix
Painter	See Appendix	See Appendix
Piledriver (See Carpenter Group 6)	See Appendix	See Appendix
Plasterer and Stucco Mason	\$30.51	\$17.22
Plumber/Pipefitter/Steamfitter	See Appendix	See Appendix
Power Equipment Operator Group 1	See Appendix	See Appendix
Power Equipment Operator Group 1A	See Appendix	See Appendix
Power Equipment Operator Group 1B	See Appendix	See Appendix
Power Equipment Operator Group 2	See Appendix	See Appendix
Power Equipment Operator Group 3	See Appendix	See Appendix
Power Equipment Operator Group 4	See Appendix	See Appendix
Power Equipment Operator Group 5	See Appendix	See Appendix
Power Equipment Operator Group 6	See Appendix	See Appendix

REGION #12
 Gilliam, Grant, Morrow, Umatilla and Wheeler Counties

Using the booklet, [Definitions of Covered Occupations](#), find the definition that most closely matches the actual work being performed by the worker.

OCCUPATION	BASIC HOURLY RATE	FRINGE RATE
Roofer	\$29.11	\$11.91
Sheet Metal Worker	See Appendix	See Appendix
Soft Floor Layer	\$27.28	\$11.29
Sprinkler Fitter	See Appendix	See Appendix
Tender to Mason Trades (Brick and Stonemason, Mortar Mixer, Hod Carrier)	See Appendix	See Appendix
Tender to Plasterer and Stucco Mason	\$26.12	\$12.29
Testing, Adjusting, and Balancing (TAB) Technician	See Appendix	See Appendix
Tilesetter/Terrazzo Worker: Hard Tilesetter	\$31.85	\$19.33
Tile, Terrazzo, and Marble Finisher	See Appendix	See Appendix
Truck Driver – All Groups	\$24.64	\$5.91

REGION #13
 Baker, Union and Wallowa Counties

Using the booklet, [Definitions of Covered Occupations](#), find the definition that most closely matches the actual work being performed by the worker.

OCCUPATION	BASIC HOURLY RATE	FRINGE RATE
Asbestos Worker/Insulator	See Appendix	See Appendix
Boilermaker	\$38.43	\$23.09
Bricklayer/Stonemason	See Appendix	See Appendix
Bridge and Highway Carpenter	\$38.22	\$15.60
Carpenter Group 1 & 2	\$32.88	\$13.06
Cement Mason	\$30.21	\$13.18
Diver	See Appendix	See Appendix
Diver Tender	See Appendix	See Appendix
Dredger	See Appendix	See Appendix
Drywall, Lather, Acoustical Carpenter & Ceiling Installer	\$37.41	\$16.91
Drywall Taper (See Painter & Drywall Taper)	See Appendix	See Appendix
Electrician	\$45.69	\$18.34
Elevator Constructor, Installer and Mechanic	See Appendix	See Appendix
Fence Constructor (Non-metal)	\$28.24	\$11.01
Fence Erector (Metal)	\$22.10	\$4.13
Flagger (See Laborer Group 3)	See Appendix	See Appendix
Glazier	See Appendix	See Appendix
Hazardous Materials Handler/Mechanic	\$21.83	\$9.48
Highway and Parking Striper	\$26.11	\$8.20
Ironworker	\$35.94	\$23.35
Laborer Group 1	See Appendix	See Appendix
Laborer Group 2	See Appendix	See Appendix
Laborer Group 3	See Appendix	See Appendix
Landscape Laborer/Technician	\$19.92	\$4.96
Limited Energy Electrician	\$31.64	\$10.26
Line Constructor	\$51.43	\$20.25
Marble Setter	See Appendix	See Appendix
Millwright (See Carpenter Group 3)	See Appendix	See Appendix
Painter	\$24.06	\$8.78
Piledriver (See Carpenter Group 6)	See Appendix	See Appendix
Plasterer and Stucco Mason	\$30.51	\$17.22
Plumber/Pipefitter/Steamfitter	See Appendix	See Appendix
Power Equipment Operator Group 1	See Appendix	See Appendix
Power Equipment Operator Group 1A	See Appendix	See Appendix
Power Equipment Operator Group 1B	See Appendix	See Appendix
Power Equipment Operator Group 2	See Appendix	See Appendix
Power Equipment Operator Group 3	See Appendix	See Appendix
Power Equipment Operator Group 4	See Appendix	See Appendix
Power Equipment Operator Group 5	See Appendix	See Appendix
Power Equipment Operator Group 6	See Appendix	See Appendix

REGION #13
 Baker, Union and Wallowa Counties

Using the booklet, [Definitions of Covered Occupations](#), find the definition that most closely matches the actual work being performed by the worker.

OCCUPATION	BASIC HOURLY RATE	FRINGE RATE
Roofer	\$29.11	\$11.91
Sheet Metal Worker	See Appendix	See Appendix
Soft Floor Layer	\$27.28	\$11.29
Sprinkler Fitter	\$39.57	\$20.00
Tender to Mason Trades (Brick and Stonemason, Mortar Mixer, Hod Carrier)	\$31.54	\$11.80
Tender to Plasterer and Stucco Mason	\$26.12	\$12.29
Testing, Adjusting, and Balancing (TAB) Technician	\$37.29	\$14.60
Tilesetter/Terrazzo Worker: Hard Tilesetter	\$31.85	\$19.33
Tile, Terrazzo, and Marble Finisher	See Appendix	See Appendix
Truck Driver – All Groups	\$24.64	\$5.91

REGION #14
Harney and Malheur Counties

Using the booklet, [Definitions of Covered Occupations](#), find the definition that most closely matches the actual work being performed by the worker.

OCCUPATION	BASIC HOURLY RATE	FRINGE RATE
Asbestos Worker/Insulator	See Appendix	See Appendix
Boilermaker	See Appendix	See Appendix
Bricklayer/Stonemason	\$37.63	\$18.43
Bridge and Highway Carpenter	\$38.22	\$15.60
Carpenter Group 1 & 2	\$32.88	\$13.06
Cement Mason	\$30.21	\$13.18
Diver	See Appendix	See Appendix
Diver Tender	See Appendix	See Appendix
Dredger	See Appendix	See Appendix
Drywall, Lather, Acoustical Carpenter & Ceiling Installer	\$37.41	\$16.91
Drywall Taper	\$34.13	\$14.58
Electrician	\$45.69	\$18.34
Elevator Constructor, Installer and Mechanic	See Appendix	See Appendix
Fence Constructor (Non-metal)	\$28.24	\$11.01
Fence Erector (Metal)	\$22.10	\$4.13
Flagger (See Laborer Group 3)	See Appendix	See Appendix
Glazier	\$38.53	\$20.11
Hazardous Materials Handler/Mechanic	\$21.83	\$9.48
Highway and Parking Striper	See Appendix	See Appendix
Ironworker	See Appendix	See Appendix
Laborer Group 1	See Appendix	See Appendix
Laborer Group 2	See Appendix	See Appendix
Laborer Group 3	See Appendix	See Appendix
Landscape Laborer/Technician	\$19.92	\$4.96
Limited Energy Electrician	\$31.64	\$10.26
Line Constructor	See Appendix	See Appendix
Marble Setter	See Appendix	See Appendix
Millwright	\$31.56	\$11.74
Painter	\$24.06	\$8.78
Piledriver	\$41.20	\$16.90
Plasterer and Stucco Mason	\$30.51	\$17.22
Plumber/Pipefitter/Steamfitter	See Appendix	See Appendix
Power Equipment Operator Group 1	See Appendix	See Appendix
Power Equipment Operator Group 1A	See Appendix	See Appendix
Power Equipment Operator Group 1B	See Appendix	See Appendix
Power Equipment Operator Group 2	See Appendix	See Appendix
Power Equipment Operator Group 3	See Appendix	See Appendix
Power Equipment Operator Group 4	See Appendix	See Appendix
Power Equipment Operator Group 5	See Appendix	See Appendix
Power Equipment Operator Group 6	See Appendix	See Appendix

REGION #14
Harney and Malheur Counties

Using the booklet, [Definitions of Covered Occupations](#), find the definition that most closely matches the actual work being performed by the worker.

OCCUPATION	BASIC HOURLY RATE	FRINGE RATE
Roofer	\$29.11	\$11.91
Sheet Metal Worker	See Appendix	See Appendix
Soft Floor Layer	\$27.28	\$11.29
Sprinkler Fitter	See Appendix	See Appendix
Tender to Mason Trades (Brick and Stonemason, Mortar Mixer, Hod Carrier)	\$31.54	\$11.80
Tender to Plasterer and Stucco Mason	\$26.12	\$12.29
Testing, Adjusting, and Balancing (TAB) Technician	\$37.29	\$14.60
Tilesetter/Terrazzo Worker: Hard Tilesetter	\$31.85	\$19.33
Tile, Terrazzo, and Marble Finisher	See Appendix	See Appendix
Truck Driver – All Groups	\$24.64	\$5.91

APPENDIX

JANUARY 1, 2021

Collectively Bargained Rates

(To be used only when referred to in the Regions pages 6-33)

JANUARY 1, 2021 APPENDIX

*The Appendix rates are Collectively Bargained Rates to be used **ONLY** for Regions/Trades specified in pages 6 through 33. Refer to pages 6 through 33 **BEFORE** using rates in this section. Rates in this section may include premium pay such as shift differential, hazard pay and/or a zone pay differential, which is added to the hourly base rate.*

Using the booklet, [Definitions of Covered Occupations](#), find the definition and group number, if applicable, that most closely matches the actual work being performed by the worker.

Asbestos Worker/Insulator	38
Boilermaker	38
Bricklayer/Stonemason	38
Bridge and Highway Carpenter (See Carpenter Group 5)	38
Carpenter	38
Cement Mason	39
Diver	39
Diver Tender	39
Dredger	40
Drywall, Lather, Acoustical Carpenter & Ceiling Installer	40
Drywall Taper (See Painter & Drywall Taper)	45
Electrician	41
Elevator Constructor, Installer and Mechanic	43
Glazier	43
Hazardous Materials Handler	43
Highway/Parking Striper	43
Ironworker	43
Laborer	43
Limited Energy Electrician	44
Line Constructor	45
Marble Setter	45
Millwright Group 1 (See Carpenter Group 3)	38
Painter & Drywall Taper	45
Piledriver (See Carpenter Group 6)	38
Plasterer and Stucco Mason	45
Plumber/Pipefitter/Steamfitter	46
Power Equipment Operator	46
Roofer	48
Sheet Metal Worker	48
Soft Floor Layer	49
Sprinkler Fitter	49
Tender to Mason Trades (Brick and Stonemason, Mortar Mixer, Hod Carrier)	49
Tender to Plasterer and Stucco Mason	49
Testing and Balancing (TAB) Technician	50
Tilesetter/Terrazzo Worker: Hard Tilesetter	50
Tile, Terrazzo, and Marble Finisher	50
Truck Driver	50
MAP: Power Equipment Operator, Zone 1	51

TRADE	HOURLY BASE RATE	HOURLY FRINGE RATE	TRADE	HOURLY BASE RATE	HOURLY FRINGE RATE
--------------	---------------------------------	-----------------------------------	--------------	---------------------------------	-----------------------------------

ASBESTOS WORKER/INSULATOR

52.77 22.67

Firestop Containment **37.73 15.84**

BOILERMAKER **38.51 30.29**

BRICKLAYER/STONEMASON

41.20 21.12

(This trade is tended by "Tenders to Mason Trades")

(Add \$1.00 per hour to Fringe for Refractory repair work)

CARPENTER

Zone A (Base Rate)

Group 1	41.75	18.30
Group 2	41.91	18.30
Group 3	43.26	18.30
Group 4	Eliminated	
Group 5	42.31	18.30
Group 6	42.87	18.30

Zone Differential for Carpenters
(Add to Zone A Base Rate)

Zone B	1.25 per hour
Zone C	1.70 per hour
Zone D	2.00 per hour
Zone E	3.00 per hour
Zone F	5.00 per hour
Zone G	10.00 per hour

Zone A: Projects located within 30 miles of the respective city hall of the cities listed.

Zone B: More than 30 miles but less than 40 miles.

Zone C: More than 40 miles but less than 50 miles.

Zone D: More than 50 miles but less than 60 miles.

Zone E: More than 60 miles but less than 70 miles.

Zone F: More than 70 miles but less than 100 miles.

Zone G: More than 100 miles.

CARPENTER (continued)

Reference Cities for Group 1 and 2 Carpenters

Albany	Goldendale	Madras	Roseburg
Astoria	Grants Pass	Medford	Salem
Baker City	Hermiston	Newport	The Dalles
Bend	Hood River	Ontario	Tillamook
Brookings	Klamath Falls	Pendleton	Vancouver
Burns	La Grande	Portland	
Coos Bay	Lakeview	Port Orford	
Eugene	Longview	Reedsport	

Group 3
(Millwright)

Zones for Group 3 Carpenter are determined by the distance between the project site and **either**

- 1) The worker's residence; **or**
- 2) City Hall of a reference city listed for the appropriate group shown, whichever is closer

Reference Cities for Group 3 Carpenters

Eugene	Medford	Portland	Vancouver
Longview	North Bend	The Dalles	

Group 5
(Bridge & Highway
Carpenter)

Group 6
(Piledriver)

Zones for Groups 5 and 6 Carpenter are determined by the distance between the project site and **either**

- 1) The worker's residence; **or**
- 2) City Hall of a reference city listed for the appropriate group shown, whichever is closer

Reference Cities for Group 5 and 6 Carpenters

Bend	Longview	North Bend
Eugene	Medford	Portland

Note: All job or project locations shall be computed (determined) on the basis of road miles and in the following manner. A mileage measurement will start at the entrance to the respective city hall, facing the project (if possible), and shall proceed by the normal route (shortest time, best road) to the geographical center on the highway, railroad, and street construction projects (end of measurement). On all project contracts, the geographical center where the major portion of the construction is located, shall be considered the center of the project (end measurement).

TRADE	HOURLY BASE RATE	HOURLY FRINGE RATE	TRADE	HOURLY BASE RATE	HOURLY FRINGE RATE
--------------	---------------------------------	-----------------------------------	--------------	---------------------------------	-----------------------------------

CARPENTER (continued)

Welders shall receive a 5% premium per hour over their group's journeyman wage rate, with an eight (8) hour minimum.

When working with creosote and other toxic, treated wood and steel material, workers shall receive \$.25/hour premium pay for minimum of eight (8) hours.

When working in sheet pile coffer dams or cells up to the external water level, Group 6 workers shall receive \$.15/hour premium pay for minimum of eight (8) hours.

CEMENT MASON

(This trade is tended by "Concrete Laborer")

Base Rate

Group 1	35.52	21.42
Group 2	36.29	21.42
Group 3	36.29	21.42
Group 4	37.05	21.42

Zone Differential for Cement Mason

(Add to Basic Hourly Rate)

Zone A	3.00 per hour
Zone B	5.00 per hour
Zone C	10.00 per hour

Zone A: Projects located 60-79 miles of the respective city hall of the Reference Cities listed below.

Zone B: Projects located 80-99 miles of the respective city hall of the Reference Cities listed below.

Zone C: Projects located 100 or more miles of the respective city hall of the Reference Cities listed below.

Reference Cities for Zones A-C (Cement Mason)

Bend	Medford	Salem
Corvallis	Pendleton	The Dalles
Eugene	Portland	Vancouver

When a contractor takes current employees to a project that is located more than 59 miles from the city hall of the Reference City that is closest to the contractor's place of business, Zone Pay is to be paid for the distance between the city hall of the identified Reference City and the project site.

CEMENT MASON (continued)

"Contractor's place of business" shall include not only contractor's principal place of business but also contractor's area office(s) that support contractor's operations in a geographical region. Such area office(s) shall not include project offices(s) established for the duration of a particular project.

Note: All miles are to be determined on the basis of road miles using the normal route (shortest time – best road), from the city hall of the Reference City closest to the contractor's place of business and the project.

DIVER & DIVER TENDER

Zone 1 (Base Rate)

DIVER	91.14	18.30
DIVER TENDER	47.14	18.30

- 1) For those workers who reside within a reference city below, their zone pay shall be computed from the city hall of the city wherein they reside.
- 2) For those workers who reside nearer to a project than is the city hall of any reference city below, the mileage from their residence may be used in computing their zone pay differential.
- 3) The zone pay for all other projects shall be computed from the city hall of the nearest reference city listed below.

Zone Differential for Diver/Diver Tender

(Add to Zone 1 Base Rate)

Zone 2	1.25 per hour
Zone 3	1.70 per hour
Zone 4	2.00 per hour
Zone 5	3.00 per hour
Zone 6	5.00 per hour
Zone 7	10.00 per hour

Zone 1: Projects located within 30 miles of city hall of the reference cities listed.

Zone 2: More than 30 miles, but less than 40 miles.

Zone 3: More than 40 miles, but less than 50 miles.

Zone 4: More than 50 miles, but less than 60 miles.

Zone 5: More than 60 miles, but less than 70 miles.

Zone 6: More than 70 miles, but less than 100 miles.

Zone 7: More than 100 miles from the city hall of employee's home local.

See References Cities on Page 40

TRADE	HOURLY BASE RATE	HOURLY FRINGE RATE	TRADE	HOURLY BASE RATE	HOURLY FRINGE RATE
--------------	---------------------------------	-----------------------------------	--------------	---------------------------------	-----------------------------------

DIVER & DIVER TENDER (continued)

Reference Cities for Diver/Diver Tender

Bend	Medford
Eugene	North Bend
Longview	Portland

Note: All job or project locations shall be computed (determined) on the basis of road miles and in the following manner. A mileage measurement will start at the entrance to the respective city hall, facing the project (if possible), and shall proceed by the normal route (shortest time, best road) to the geographical center on the highway, railroad, and street construction projects (end of measurement). On all project contracts, the geographical center where the major portion of the construction is located, shall be considered the center of the project (end measurement).

Diver Depth Pay:

<u>Depth of Dive</u>	<u>Daily Depth Pay</u>
50-100 ft.	\$2.00 per foot over 50 feet
101-150 ft.	\$3.00 per foot over 100 feet
151-220 ft.	\$4.00 per foot over 150 feet
Over 220 ft.	\$5.00 per foot over 220 ft.

Depth shall be figured from the surface to the actual depth where the diving work is being performed.

Diver Enclosure Pay (working without vertical escape):

Distance Traveled

<u>In the Enclosure</u>	<u>Daily Enclosure Pay</u>
0 - 25ft.	N/C
25 - 300 ft.	\$1.00 per foot from the entrance
300 - 600 ft.	\$1.50 per foot beginning at 300 ft.
Over 600 ft.	\$2.00 per foot beginning at 600 ft.

DREDGER

Zone A (Base Rate)

Leverman (Hydraulic & Clamshell)	50.96	15.65
Assistant Engineer (Watch Engineer, Mechanic Machinist)	47.80	15.65
Tenderman (Boatman Attending Dredge Plant) Fireman	46.31	15.65
Fill Equipment Operator	45.14	15.65
Assistant Mate	42.44	15.65

Zone Differential for Dredgers
(Add to Zone A Base Rate)

Zone B	3.00 per hour
Zone C	6.00 per hour

Zone mileage based on road miles:

- Zone A: Center of jobsite to no more than 30 miles from the city hall of Portland.
- Zone B: More than 30 miles but not more than 60 miles.
- Zone C: Over 60 miles.

DRYWALL, LATHER, ACOUSTICAL CARPENTER & CEILING INSTALLER

Zone 1 (Base Rate)

1. DRYWALL INSTALLER	42.04	18.01
2. LATHER, ACOUSTICAL CARPENTER & CEILING INSTALLER	42.04	18.01

See Zone Differential on page 41

TRADE	HOURLY BASE RATE	HOURLY FRINGE RATE	TRADE	HOURLY BASE RATE	HOURLY FRINGE RATE
--------------	-------------------------	---------------------------	--------------	-------------------------	---------------------------

DRYWALL, LATHER, ACOUSTICAL CARPENTER & CEILING INSTALLER (continued)

Zone Differential for Drywall, Lather, Acoustical Carpenter & Ceiling Installer
(Add to Zone 1 Base Rate)

Zone mileage based on road miles:

Zone B	61-80 miles	6.00 per hour
Zone C	81-100 miles	9.00 per hour
Zone D	101 or more	12.00 per hour

The correct transportation allowance shall be based on AAA road mileage from the City Hall of the transportation reference cities herein listed.

Reference Cities for Drywall, Lather, Acoustical Carpenter & Ceiling Installer

Albany	Coquille	Medford	Roseburg
Astoria	Eugene	Newport	Salem
Baker	Grants Pass	North Bend	Seaside
Bandon	Hermiston	Pendleton	The Dalles
Bend	Klamath Falls	Portland	Tillamook
Brookings	Kelso-Longview	Reedsport	Vancouver

ELECTRICIAN

Area 1

Electrician	32.71	15.92
Cable Splicer	35.98	16.12

Reference Counties Area 1

Malheur

Area 2

Electrician	48.05	22.12
Cable Splicer	50.45	22.19

Reference Counties Area 2

Baker	Grant	Umatilla	Wallowa
Gilliam	Morrow	Union	Wheeler

Add 50% of the base rate when workers are required to work under the following conditions:

ELECTRICIAN (continued)

- 1) Under compressed air with atmospheric pressure exceeding normal pressure by at least 10%.
- 2) From trusses, swing scaffolds, bosun's chairs, open platforms, unguarded scaffolds, open ladders, frames, tanks, stacks, silos and towers where the workman is subject to a direct fall of (a) more than 60 feet or (b) into turbulent water under bridges, powerhouses or spillway faces of dams.

Area 3

Electrician	41.63	21.20
-------------	--------------	--------------

Reference Counties Area 3

Coos Curry	Douglas (a) Lane (a)	Lincoln
------------	----------------------	---------

(a) Those portions of Lane and Douglas lying **west** of a line running North and South from the NE corner of Coos County to the SE corner of Lincoln County.

Shift Differential

1 st Shift "day"	Between the hours of 8:00am and 4:30pm	8 hours pay for 8 hours work
2 nd Shift "swing"	Between the hours of 4:30pm and 1:00am	8 hours pay for 8 hours work plus 17% for all hours worked
3 rd Shift "graveyard"	Between the hours of 12:30am and 9:00am	8 hours pay for 8 hours work plus 31% for all hours worked.

When workers are required to work under compressed air or where gas masks are required, or to work from trusses, all scaffolds including mobile elevated platforms, any temporary structure, bosun's chair or on frames, stacks, towers, tanks, within 15' of the leading edges of any building at a distance of:

50 – 75 feet to the ground	Add 1 ½ x the base rate
75+ feet to the ground	Add 2 x the base rate

OREGON DETERMINATION 2021-01

TRADE	HOURLY BASE RATE	HOURLY FRINGE RATE	TRADE	HOURLY BASE RATE	HOURLY FRINGE RATE
--------------	---------------------------------	-----------------------------------	--------------	---------------------------------	-----------------------------------

ELECTRICIAN (continued)

High Time is not required to be paid on any permanent structure with permanent adequate safeguards (handrails, mid-rails, and toe guards). Any vehicle equipped with outriggers are exempted from this section.

Area 4

Electrician	46.19	20.11
Cable Splicer	50.81	20.24
Lighting Maintenance/ Material Handlers	21.53	10.10

Reference Counties Area 4

Benton	Jefferson	Marion
Crook	Lane (b)	Polk
Deschutes	Linn	Yamhill (c)

(b) That portion of Lane County lying **east** of a line running North and South from the NE corner of Coos County to the SE corner of Lincoln County.

(c) South half

Shift Differential

1 st Shift "day"	Between the hours of 8:00am and 4:30pm	8 hours pay for 8 hours work
2 nd Shift "swing"	Between the hours of 4:30pm and 1:00am	8 hours pay for 8 hours work plus 17% for all hours worked
3 rd Shift "graveyard"	Between the hours of 12:30am and 9:00am	8 hours pay for 8 hours work plus 31.4% for all hours worked.

Area 5

Electrician	50.35	26.78
Electrical Welder	55.39	26.93
Material Handler/ Lighting Maintenance	28.70	17.59

Reference Counties Area 5

Clackamas	Hood River	Tillamook	Yamhill (d)
Clatsop	Multnomah	Wasco	
Columbia	Sherman	Washington	

(d) North Half

ELECTRICIAN (continued)

Shift Differential

1 st Shift "day"	Between the hours of 8:00am and 4:30pm	8 hours pay for 8 hours work
2 nd Shift "swing"	Between the hours of 4:30pm and 1:00am	8 hours pay for 8 hours work plus 17.3% for all hours worked
3 rd Shift "graveyard"	Between the hours of 12:30am and 9:00am	8 hours pay for 8 hours work plus 31.4% for all hours worked.

Zone Pay for Area 5 Electrician and Electrical Welder

(Add to Basic Hourly Rate)

Zone mileage based on air miles:

Zone 1	31-50 miles	1.50 per hour
Zone 2	51-70 miles	3.50 per hour
Zone 3	71-90 miles	5.50 per hour
Zone 4	Beyond 90	9.00 per hour

There shall be a 30-mile free zone from downtown Portland City Hall and a similar 15-mile free zone around the following cities:

Astoria	Seaside	Tillamook
Hood River	The Dalles	

Further, the free zone at the Oregon coast shall extend along Hwy 101 west to the ocean Hwy 101 east 10 miles if not already covered by the above 15-mile free zone.

Area 6

Electrician	38.49	17.74
Lighting Maintenance and Material Handlers	18.29	10.00

Reference Counties Area 6

Douglas (e)	Jackson	Klamath
Harney	Josephine	Lake

(e) That portion of Douglas County lying **east** of a line running North and South from the NE corner of Coos County to the SE corner of Lincoln County.

See Shift Differential on page 43

TRADE	HOURLY BASE RATE	HOURLY FRINGE RATE	TRADE	HOURLY BASE RATE	HOURLY FRINGE RATE
--------------	---------------------------------	-----------------------------------	--------------	---------------------------------	-----------------------------------

ELECTRICIAN (continued)

	<u>Shift Differential</u>	
1 st Shift "day"	Between the hours of 8:00am and 4:30pm	8 hours pay for 8 hours work
2 nd Shift "swing"	Between the hours of 4:30pm and 1:00am	8 hours pay for 8 hours work plus 7.5% for all hours worked
3 rd Shift "graveyard"	Between the hours of 12:30am and 9:00am	8 hours pay for 8 hours work plus 15% for all hours worked.

When workers are required to work under compressed air or to work from trusses, scaffolds, swinging scaffolds, bosun's chair or on building frames, stacks or towers at a distance, the following should be added to base rate.

50 – 90 feet to the ground	Add 1 ½ x the base rate
90+ feet to the ground	Add 2 x the base rate

ELEVATOR CONSTRUCTOR, INSTALLER AND MECHANIC

Area 1

Mechanic	55.86	40.97
	<u>Reference Counties Area 1</u>	
Baker	Umatilla	Union Wallowa

Area 2

Mechanic	57.98	42.27
	<u>Reference Counties Area 2</u>	
	All remaining Counties	

GLAZIER **42.10** **23.62**

(Add \$1.00 to base rate when employee works from a swing stage, scaffold, suspended contrivance or mechanical apparatus from the third floor up or thirty feet of free fall (whichever is less), and employee is required to wear a safety belt.)

(Add \$4.00 to base rate when employee works from a bosun chair (non-motorized single-man apparatus), regardless of height.)

HAZARDOUS MATERIALS HANDLER

26.03 **12.68**

HIGHWAY/PARKING STRIPER

35.87 **13.50**

Shift Differential

Add \$1.85 to base rate for shifts that start between 3:00pm and 4:00am.

IRONWORKER

Zone 1 (Base Rate): **39.10** **27.50**

Zone Differential for Ironworker
(Add to Basic Hourly Rate)

- Zone 2 **5.63/hr.** or \$45.00 maximum per day
- Zone 3 **8.75/hr.** or \$70.00 maximum per day
- Zone 4 **11.25/hr.** or \$90.00 maximum per day

- Zone 1: Projects located within 45 miles of city hall in the reference cities listed below.
- Zone 2: More than 46 miles, but less than 60 miles.
- Zone 3: More than 61 miles, but less than 100 miles.
- Zone 4: More than 100 miles.

Note: Zone pay for Ironworkers shall be determined using the quickest route per Google Maps and computed from the city hall or dispatch center of the reference cities listed below **or** the residence of the employee, whichever is nearer to the project.

Reference Cities and Dispatch Center

Medford Portland

LABORER

Zone A (Base Rate):

Group 1	31.83	15.40
Group 2	33.01	15.40
Group 3	27.56	15.40

Note: A Hazardous Waste Removal Differential must be added to the base rate if work is performed inside the boundary of a Federally Designated Hazardous Waste Site. A Group 1 base rate is used for General Laborer on such a site. For further information on this, call the Prevailing Wage Rate Coordinator at (971) 673-0839.

See Zone Differential on page 44

TRADE	HOURLY BASE RATE	HOURLY FRINGE RATE	TRADE	HOURLY BASE RATE	HOURLY FRINGE RATE
--------------	---------------------------------	-----------------------------------	--------------	---------------------------------	-----------------------------------

LINE CONSTRUCTOR

Area 1

Group 1	60.28	22.11
Group 2	53.82	21.82
Group 3	30.65	13.72
Group 4	46.29	18.28
Group 5	40.37	16.12
Group 6	33.37	15.80
Group 7	18.68	11.22

Reference Counties Area 1

All counties except Malheur County

Area 2

Cable Splicer	54.57	17.87
Journeyman Lineman	49.41	17.36
Line Equip. Operator	41.09	16.45
Groundman	29.17	14.05

Reference County Area 2

Malheur County

MARBLE SETTER **42.20** **21.12**

(This trade is tended by "Tile, Terrazzo, & Marble Finishers")

PAINTER & DRYWALL TAPER

COMMERCIAL PAINTING	26.56	13.51
INDUSTRIAL PAINTING	28.36	13.51
BRIDGE PAINTING	34.23	13.51

(Add \$0.75 to base rate for work over 60 ft. high on swing stage, mechanical climber, spider or bucket truck for all wage classifications)

DRYWALL TAPER

Zone A (Base Rate)

40.42 **17.63**

PAINTER & DRYWALL TAPER (continued)

Zone Differential for Drywall Taper
(Add to Zone A Base Rate)

Zone B	6.00 per hour
Zone C	9.00 per hour
Zone D	12.00 per hour

Dispatch Cities for Drywall Taper

Albany	Coquille	Medford	Roseburg
Astoria	Eugene	Newport	Salem
Baker	Grants Pass	North Bend	Seaside
Bandon	Hermiston	Pendleton	The Dalles
Bend	Klamath Falls	Portland	Tillamook
Brookings	Kelso-Longview	Reedsport	Vancouver

Zone A: Projects located less than 61 miles of the respective city hall of the dispatch cities listed.

Zone B: Projects located 61 miles to 80 miles.

Zone C: Projects located 81 miles to 100 miles.

Zone D: Projects located 101 miles or more.

Note: Zone pay is based on AAA Road Mileage.

PLASTERER AND STUCCO MASON

(This trade is tended by "Tenders to Plasterers")

Zone A (Base Rate)

Plasterer	38.09	18.83
Swinging Scaffold	39.09	18.83
Nozzleman	40.09	18.83

Zone Differential for Plasterer and Stucco Mason
(Add to Zone A Base Rate)

Zone B	6.00 per hour
Zone C	9.00 per hour
Zone D	12.00 per hour

See Zone Differential mileage on page 46

TRADE **HOURLY BASE RATE** **HOURLY FRINGE RATE**

TRADE **HOURLY BASE RATE** **HOURLY FRINGE RATE**

PLASTERER AND STUCCO MASON (continued)

Zone A: Projects located less than 61 miles of the respective city hall of the reference cities listed below.

Zone B: Projects located 61 miles to 80 miles.

Zone C: Projects located 81 miles to 100 miles.

Zone D: Projects located 101 miles or more.

Reference Cities for Plasterer & Stucco Mason

Bend	Medford	Seaside
Coos Bay	Newport	The Dalles
Eugene	Portland	
La Grande	Salem	

PLUMBER/PIPEFITTER/STEAMFITTER

Area 1 **32.00** **15.57**

Reference Counties Area 1

Baker	Harney (a)	Malheur
-------	------------	---------

(a) Except that portion which lies North and West of a North-South line drawn from the town of John Day to a point five miles east of the town of Burns and three miles South of Burns thence on an airline through the town of Wagontire West to the county line.

(Add \$2.21 to base rate if it is possible for worker to fall 30 ft. or more, or if required to wear a fresh-air mask or similar equipment for 2 hours or more)

Zone Differential for Area 1
Plumbers/Pipefitters/Steamfitters
(Add to Base Rate)

Zone 1	2.50 per hour
Zone 2	3.50 per hour
Zone 3	5.00 per hour

Zone mileage based on road miles:

Zone 1: Forty (40) to fifty five (55) miles from City Hall in Boise, Idaho.

Zone 2: Fifty five (55) to one hundred (100) miles from City Hall in Boise, Idaho.

Zone 3: Over one hundred (100) miles from City Hall in Boise, Idaho.

There shall be a maximum of ten (10) hours of zone pay per workday.

PLUMBER/PIPEFITTER/STEAMFITTER (continued)

Area 2 **52.20** **32.50**

Reference Counties Area 2

Grant	Umatilla	Wallowa
Morrow	Union	

Zone Differential for Area 2
(Add to Base Rate)

Zone 2 **10.62/hr.** not to exceed \$80.00 day.

Zone mileage based on road miles:

Zone 2: Eighty (80) miles or more from City Hall in Pasco, Washington.

(Add \$1.00 to base rate if it is possible for worker to fall 35 ft. or more, or if required to wear a fresh-air mask or similar equipment for 1 hour minimum increments)

Area 3 **47.43** **32.73**

Reference Counties Area 3

Benton	Deschutes	Klamath	Polk
Clackamas	Douglas	Lake	Sherman
Clatsop	Gilliam	Lane	Tillamook
Columbia	Hood River	Lincoln	Wasco
Coos	Jackson	Linn	Washington
Crook	Jefferson	Marion	Wheeler
Curry	Josephine	Multnomah	Yamhill

POWER EQUIPMENT OPERATOR

Zone 1 (Base Rate)

Group 1	48.90	15.85
Group 1A	51.06	15.85
Group 1B	53.22	15.85
Group 2	46.99	15.85
Group 3	45.84	15.85
Group 4	43.26	15.85
Group 5	42.02	15.85
Group 6	38.80	15.85

(Group 4 Tunnel Boring Machine Mechanic add \$10.00/hour hyperbaric pay)

See Zone Differential on page 47

TRADE	HOURLY BASE RATE	HOURLY FRINGE RATE	TRADE	HOURLY BASE RATE	HOURLY FRINGE RATE
--------------	-------------------------	---------------------------	--------------	-------------------------	---------------------------

POWER EQUIPMENT OPERATOR (continued)

Note: A Hazardous Waste Removal Differential must be added to the base rate if work is performed inside the boundary of a Federally Designated Waste Site. For information on this differential, call the Prevailing Wage Rate Coordinator at (971) 673-0839.

(Add \$0.40 to the base rate for any and all work performed underground, including operating, servicing and repairing of equipment)

(Add \$0.50 to the base rate per hour for any employee who works suspended by a rope or cable)

(Add \$0.50 to the base rate for employees who do "pioneer" work (break open a cut, build road, etc.) more than one hundred fifty (150) feet above grade elevation)

Shift Differential

Two-Shift Operations:

On a two shift operation, when the second shift starts after 4:30 p.m., second-shift workers shall be paid the base hourly wage rate plus 5% for all hours worked.

When the second shift starts at 8:00 p.m. or later, the second-shift workers shall be paid at the base hourly wage rate plus 10% for all hours worked.

Three-Shift Operations:

On a three-shift operation, the base hourly wage rate plus five percent (5%) shall be paid to all second-shift workers for all hours worked, and the base hourly wage rate plus ten percent (10%) shall be paid to all third shift workers for all hours worked.

Zone Pay Differential for Power Equipment Operator
(Add to Zone 1 Base Rate)

Zone 2	3.00 per hour
Zone 3	6.00 per hour

For projects in the following metropolitan counties:

Clackamas	Marion	Washington
Columbia	Multnomah	Yamhill

POWER EQUIPMENT OPERATOR (continued)

See map on page 51 for Zone 1 of this classification

(A) All jobs or projects located in Multnomah, Clackamas and Marion counties, West of the western boundary of Mt. Hood National Forest and West of Mile Post 30 on Interstate 84 and West of Mile Post 30 on State Hwy 26 and West of Mile Post 30 on Hwy 22 and all jobs located in Yamhill County, Washington County and Columbia County shall receive Zone 1 pay for all classifications.

(B) All jobs or projects located in the area outside the *identified boundary* above, but less than 50 miles from the Portland City Hall shall receive Zone 2 pay for all classifications.

(C) All jobs or projects located more than 50 miles from the Portland City Hall, but outside the identified border above, shall receive Zone 3 pay for all classifications.

Reference cities for projects in all remaining counties:

Albany	Coos Bay	Grants Pass	Medford
Bend	Eugene	Klamath Falls	Roseburg

(A) All jobs or projects located within 30 miles of the respective city hall of the above mentioned cities shall receive Zone 1 pay for all classifications.

(B) All jobs or projects located more than 30 miles and less than 50 miles from the respective city hall of the above mentioned cities shall receive Zone 2 for all classifications.

(C) All jobs or projects located more than 50 miles from the respective city hall of the above mentioned cities shall receive Zone 3 pay for all classifications.

Note: All job or project locations shall be computed (determined) on the basis of road miles and in the following manner. A mileage measurement will start at the entrance to the respective city hall, facing the project (if possible), and shall proceed by the normal route (shortest time-best road) to the geographical center on the highway, railroad, and street construction projects (end of measurement). On all other project contracts, the geographical center where the major portion of the construction is located, shall be considered the center of the project (end measurement).

OREGON DETERMINATION 2021-01

TRADE	HOURLY BASE RATE	HOURLY FRINGE RATE	TRADE	HOURLY BASE RATE	HOURLY FRINGE RATE
--------------	---------------------------------	-----------------------------------	--------------	---------------------------------	-----------------------------------

ROOFER

Area 1

Rofer	36.23	19.77
Handling coal tar pitch	39.85	19.77
Remove fiberglass insulation	39.85	19.77

Reference Counties Area 1

Baker	Gilliam	Multnomah	Washington
Clackamas	Grant	Sherman	Wheeler
Clatsop	Hood River	Tillamook	
Columbia	Jefferson	Wasco	

Area 2

Rofer	30.87	16.04
Handling coal tar pitch	32.87	16.04
Remove fiberglass insulation	32.37	16.04

Reference Counties Area 2

Benton	Douglas	Lake	Marion
Coos	Harney	Lane	Polk
Crook	Jackson	Lincoln	Yamhill
Curry	Josephine	Linn	
Deschutes	Klamath	Malheur	

Area 4

Roofers	28.68	13.26
---------	--------------	--------------

Reference Counties Area 4

Umatilla	Union	Wallowa
----------	-------	---------

(Add \$2.25 to basic hourly rate for employees working with irritable bituminous materials)

(Add \$2.00 to basic hourly rate for employees removing fiberglass insulation)

Area 5

Roofers	28.85	13.06
---------	--------------	--------------

Reference County for Area 5

Morrow

(Add \$3.25 to base rate for employees working with irritable and pitch bituminous materials)

SHEET METAL WORKER

Area 1

42.30	23.13
--------------	--------------

Reference Counties Area 1

Benton	Grant	Multnomah	Washington
Clackamas	Hood River	Polk	Wheeler
Clatsop	Lincoln	Sherman	Yamhill
Columbia	Linn	Tillamook	
Gilliam	Marion	Wasco	

(Add \$1.00 to base rate for work performed on any swinging platform, swinging chair or swinging ladder)

(Add \$1.00 to base rate for work where a worker is exposed to resins, chemicals or acid)

Area 2

28.00	19.54
--------------	--------------

Reference Counties Area 2

Baker	Malheur
-------	---------

(Add \$2.21 to base rate for work performed in an area where epoxy resins or other injurious chemicals are being applied)

Area 3

41.35	22.12
--------------	--------------

Reference Counties Area 3

Morrow	Umatilla	Union	Wallowa
--------	----------	-------	---------

(Add \$1.00 to base rate for work where it is necessary to wear a chemically activated type face mask)

Area 4

34.98	20.79
--------------	--------------

Reference Counties Area 4

Douglas	Lane
---------	------

(Add \$1.00 to base rate for work performed on any swinging platform, swinging chair or swinging ladder)

(Add \$1.00 to base rate for work where a worker is exposed to resins, chemicals or acid)

TRADE **HOURLY** **HOURLY**
BASE **FRINGE**
RATE **RATE**

TRADE **HOURLY** **HOURLY**
BASE **FRINGE**
RATE **RATE**

TESTING AND BALANCING (TAB) TECHNICIAN

Air-Handling Equipment, Ductwork

See **SHEET METAL WORKER**

Water Distribution Systems

See **PLUMBER/PIPEFITTER/STEAMFITTER**

TILESETTER/TERRAZZO WORKER: Hard Tilesetter

35.35 19.36

(This trade is tended by "Tile, Terrazzo, & Marble Finisher")

(Add \$1.00 to base rate if work involves epoxy, furnane, alkor or acetylene black grouting)

TILE, TERRAZZO, AND MARBLE FINISHER

1. TILE, TERRAZZO FINISHER

26.94 14.11

(Add \$1.00 to base rate if work involves epoxy, furnane, alkor or acetylene black grouting)

2. BRICK AND MARBLE FINISHER

26.94 14.24

(Add \$1.00 to base rate for Refractory work)

TRUCK DRIVER

Zone A (Base Rate)

Group 1	29.33	16.35
Group 2	29.46	16.35
Group 3	29.60	16.35
Group 4	29.89	16.35
Group 5	30.13	16.35
Group 6	30.31	16.35
Group 7	30.53	16.35

Zone differential for Truck Drivers
 (Add to Zone A Base Rate)

Zone B	.65 per hour
Zone C	1.15 per hour
Zone D	1.70 per hour
Zone E	2.75 per hour

TRUCK DRIVER (continued)

Zone A: Projects within 30 miles of the cities listed.
 Zone B: More than 30 miles but less than 40 miles.
 Zone C: More than 40 miles but less than 50 miles.
 Zone D: More than 50 miles but less than 80 miles.
 Zone E: More than 80 miles.

Reference Cities

Albany	Eugene	Madras	Reedsport
Astoria	Goldendale	Medford	Roseburg
Baker	Grants Pass	McMinnville	Salem
Bend	Hermiston	Newport	The Dalles
Bingen	Hood River	Ontario	Tillamook
Brookings	Klamath Falls	Oregon City	Vancouver
Burns	LaGrande	Pendleton	
Coos Bay	Lakeview	Portland	
Corvallis	Longview	Port Orford	

Note: All job or project locations shall be computed (determined) on the basis of road miles and in the following manner. A mileage measurement will start at the entrance to the respective city hall, facing the project (if possible), and shall proceed by the normal route (shortest time-best road) to the geographical center on the highway, railroad, and street construction projects (end of measurement). On all other project contracts, the geographical center where the major portion of the construction is located, shall be considered the center of the project (end measurement).

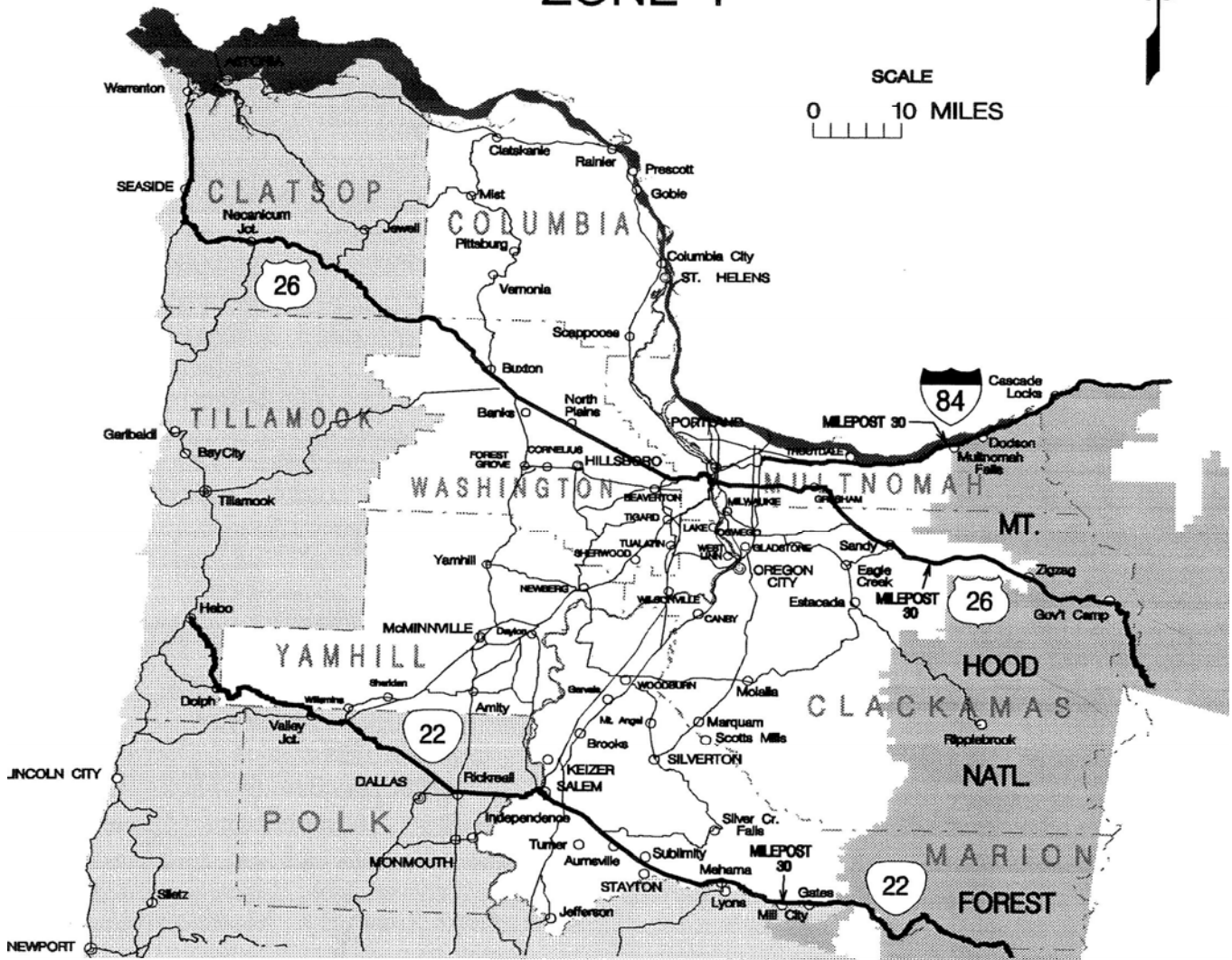
POWER EQUIPMENT OPERATOR

ZONE 1



SCALE

0 10 MILES



**LIST OF CONTRACTORS INELIGIBLE
TO RECEIVE PUBLIC WORKS CONTRACTS
PUBLICATION DATE: JANUARY 1, 2021**

To: All Oregon Contracting Agencies

Pursuant to ORS 279C.860, contractors on this list are ineligible to receive public works contracts subject to the Prevailing Wage Rate Law. These contractors and subcontractors, as well as any firm, corporation, partnership or association in which the contractor or subcontractor has a financial interest are ineligible to receive public works contracts until removed from this list.

If you have questions regarding the list or for the most current information regarding persons ineligible to receive prevailing wage contracts, please contact the Prevailing Wage Rate Coordinator in Portland at (971) 673-0839.

	<u>CONTRACTOR NAME</u>	<u>DATE PLACED</u>	<u>REMOVAL DATE</u>
1.	A1 Dumptruck Services LLC 703 N Hayden Meadows Dr., #206 Portland, OR 97213 731 N Hayden Meadows Dr., #206 Portland, OR 97217 2408 NE 164 th Avenue Vancouver, WA 98684	February 24, 2020	February 23, 2027
2.	Atilla, Inc. 5305 River Road N., Ste. B Keizer, OR 97303	August 3, 2018	August 2, 2021
3.	Kimberly Bell-Eddy 8535 Woodard Ave SE Salem, OR 97317	January 12, 2016	January 11, 2023
4.	Cameron Creations Steven Cameron Nancy Cameron PO Box 2 Lowell, OR 97452	May 25, 2000	Not to be Removed
5.	Canell's Flagging LLC 731 N Hayden Meadows Dr., Ste 107 Portland, OR 97217	November 24, 2020	November 23, 2023
6.	Angela Canell 2416 NE 11 th Avenue Portland, OR 97212 529 SE Grand #307 Portland, OR 97214	November 24, 2020	November 23, 2023
7.	Gentry Ceniga 20949 Knott Road Bend, OR 97702	August 14, 2018	August 13, 2021
8.	CJ Construction, Inc. 2969 Ferguson St NW Salem, OR 97304 846 55 th Ave, Salem, OR 97304	December 11, 2020	November 6, 2023

**LIST OF CONTRACTORS INELIGIBLE
TO RECEIVE PUBLIC WORKS CONTRACTS
PUBLICATION DATE: JANUARY 1, 2021**

	<u>CONTRACTOR NAME</u>	<u>DATE PLACED</u>	<u>REMOVAL DATE</u>
9.	Jennifer Friedman 2526 Ellen Lane NW Salem, OR 97304 4400 Shaw St NW Salem, OR 97304 4400 Salem-Dallas Hwy Salem, OR 97304 PO Box 5172 Salem, OR 97304	December 11, 2020	October 10, 2023
10.	Scott Friedman 2969 Ferguson St NW Salem, OR 97304 4400 Dallas Hwy Salem, OR 97304 PO Box 5172 Salem, OR 97304	December 11, 2020	October 10, 2023
11.	G & K Masonry Inc. 20949 Knott Road Bend, OR 97702	August 14, 2018	August 13, 2021
12.	GNC Construction Services, LLC 309 S. McLoughlin Blvd. Oregon City, OR 97045	July 21, 2018	July 20, 2021
13.	Eugene Graeme 169 SE Cody Lane Madras, OR 97741	July 3, 2017	July 2, 2027
14.	Green Thumb Landscape and Maintenance, Inc., aka Green Thumb Landscaping, aka GT General Contracting 4400 Dallas Hwy Salem, OR 97304 PO Box 5172 Salem, OR 97304	December 11, 2020	October 10, 2023
15.	Green Thumb LLC, aka Green Thumb Contracting 4400 Salem-Dallas Hwy Salem, OR 97304 4400 Shaw St NW Salem, OR 97304 PO Box 5172 Salem, OR 97304	December 11, 2020	October 10, 2023
16.	High-N-Shine Concrete Floor, Inc. 9024 Silver Star Ave Vancouver, WA 98664	February 3, 2020	February 2, 2023

**LIST OF CONTRACTORS INELIGIBLE
TO RECEIVE PUBLIC WORKS CONTRACTS
PUBLICATION DATE: JANUARY 1, 2021**

	<u>CONTRACTOR NAME</u>	<u>DATE PLACED</u>	<u>REMOVAL DATE</u>
17.	Lisa Hoang, aka Kim Lien Hoang, aka Lien Kim Hoang, aka Kim Hope, aka Lisa K Ryan, aka Ryan Lien Hoang, aka Kim L Hoang, aka Lien Hoang Ryan, aka Lien K Hoang-Ryan, aka Hoang K Lien, aka Lisa Hall, aka Lisa Kim Ryan, aka Lien Ryan, aka Lien Hoang Ryan, aka Kim Hoang Lien, aka K Lisa Hoang 703 N Hayden Meadows Dr., #206 Portland, OR 97213 731 N Hayden Meadows Dr., #206 Portland, OR 97217 2408 NE 164 th Avenue Vancouver, WA 98684	February 24, 2020	February 23, 2027
18.	Kim Bell Flagging, Inc. 8535 Woodard Ave SE Salem, OR 97317	January 12, 2016	January 11, 2023
19.	David P. Miller 731 NW Naito Parkway, #215 Portland, OR 97209	June 17, 2020	Not to be Removed
20.	Sang In Nam dba Cornerstone Janitorial Services 130 NE Danbury Ave Hillsboro, OR 97124	September 20, 2016	Not to be Removed
21.	Hai T. Nguyen 9024 Silver Star Ave Vancouver, WA 98664	February 3, 2020	February 2, 2023
22.	NW Flagging LLC 703 N Hayden Meadows Dr., #206 Portland, OR 97213 731 N Hayden Meadows Dr., #206 Portland, OR 97217 2408 NE 164 th Avenue Vancouver, WA 98684	February 24, 2020	February 23, 2027
23.	Oregon Building & Landscaping Services LLC 703 N Hayden Meadows Dr., #206 Portland, OR 97213 731 N Hayden Meadows Dr., #206 Portland, OR 97217 2408 NE 164 th Avenue Vancouver, WA 98684	February 24, 2020	February 23, 2027

**LIST OF CONTRACTORS INELIGIBLE
TO RECEIVE PUBLIC WORKS CONTRACTS
PUBLICATION DATE: JANUARY 1, 2021**

	<u>CONTRACTOR NAME</u>	<u>DATE PLACED</u>	<u>REMOVAL DATE</u>
24.	Pacific NW Drywall & Accoustics LLC aka Pacific NW Drywall & Accoustics 731 NW Naito Parkway, #215 Portland, OR 97209	June 17, 2020	Not to be Removed
25.	Phoenix Construction Group, Inc. 309 S. McLoughlin Blvd. Oregon City, OR 97045	August 24, 2018	August 23, 2021
26.	Pacharee Polson 9024 Silver Star Ave Vancouver, WA 98664	February 3, 2020	February 2, 2023
27.	Portland Safety Equipment, LLC 309 S. McLoughlin Blvd. Oregon City, OR 97045	August 24, 2018	August 23, 2021
28.	R.B. Development Corporation Inc. 14634 Kasel Court NE Aurora, OR 97002	August 3, 2018	August 2, 2021
29.	Regional Traffic Management LLC 703 N Hayden Meadows Dr., #206 Portland, OR 97213 731 N Hayden Meadows Dr., #206 Portland, OR 97217 2408 NE 164 th Avenue Vancouver, WA 98684	February 24, 2020	February 23, 2027
30.	SBG Construction Services LLC 309 S. McLoughlin Blvd. Oregon City, OR 97045	August 24, 2018	August 23, 2021
31.	Irma Anita Starr 14634 Kasel Court NE Aurora, OR 97002	August 3, 2018	August 2, 2021
32.	Norman James Starr 14634 Kasel Court NE Aurora, OR 97002	August 3, 2018	August 2, 2021
33.	Alan Tatom 168 Clearwater Avenue NE Salem, OR 97301	July 10, 2015	July 9, 2025
34.	Phillip Walker 580 Market Street NE Salem, OR 97301	July 10, 2015	July 9, 2025
35.	WCI Construction LLC 169 SE Cody Lane Madras, OR 97741	July 3, 2017	July 2, 2027

**LIST OF CONTRACTORS INELIGIBLE
TO RECEIVE PUBLIC WORKS CONTRACTS
PUBLICATION DATE: JANUARY 1, 2021**

	<u>CONTRACTOR NAME</u>	<u>DATE PLACED</u>	<u>REMOVAL DATE</u>
36.	WWJD Traffic Control, Inc. 168 Clearwater Avenue NE Salem, OR 97301	July 10, 2015	July 9, 2025

**VAL HOYLE, COMMISSIONER
BUREAU OF LABOR AND INDUSTRIES**

PREVAILING WAGE RATE FORMS

WH-38	Certified Payroll Form
WH-39	Public Works Fee Information Form
WH-40	Public Works Fee Adjustment Form
WH-81	Notice of Public Works
WH-118	Planned Public Improvement Summary
WH-119	Capital Improvement Cost Comparison Estimate



OREGON BUREAU OF LABOR & INDUSTRIES, PREVAILING WAGE RATE

INSTRUCTIONS FOR COMPLETING THE PREVAILING WAGE RATE PAYROLL/CERTIFIED STATEMENT FORM (WH-38)

The Payroll/Certified Statement form (WH-38) may be used by contractors for reporting their payroll as required by ORS 279C.845 on public works projects subject to the Prevailing Wage Rate (PWR) Law. Although the U.S. Department of Labor (US DOL) has not officially approved this form, it is designed to meet the requirements of the federal Davis-Bacon Act. For projects associated with the U.S. Department of Housing and Urban Development (HUD), contact the public agency (owner) associated with the project for assistance with payroll reporting.

Contractors are not required to use the WH-38 form in reporting their payroll; however, the contractor must provide all of the information contained in the form, including the certified statement on page two. The contractor must sign the certified statement, certifying the accuracy of the information reported on the payroll, including representations pertaining to the provision of fringe benefits to employees by third parties, and submit it with each weekly payroll report. Detailed instructions concerning the preparation of the form follow:

Complete the top third of the form. Be sure to enter the date the contract was first advertised for bid. If you are not sure of this date, contact the public agency (owner) associated with the project. The "Payroll No." is a US DOL requirement and represents the number of weeks the contractor performed work on the project.

Column 1 – NAME AND ADDRESS: Write the employee's full name on each payroll submitted. The employee's address must be included on the first payroll submitted. The address need not be shown on subsequent payrolls submitted unless the address changes. The US DOL requires an employee identification number for each individual employee, on each payroll submitted. This number may be, but does not have to be, the last four digits of the employee's social security number.

Column 2 – CLASSIFICATION: For assistance in determining the correct classification, use the Oregon Bureau of Labor & Industries' (BOLI's) publication "Definitions of Covered Occupations for Public Works Contracts in Oregon." On the WH-38, list the classification that is most descriptive of the work actually performed by the employee. Give the group number for those classifications that include such information. Indicate which workers are apprentices, if any, and give their current percentage, classification, and group number when applicable. If an employee works in more than one classification, use the highest rate for all hours worked, or use separate line entries to show hours worked and hourly rates for each classification.

Column 3 – DAY AND DATE: Enter the day of the week (M, T, W, Th, F, S, and Sn) in the top row of boxes, and the corresponding date below.

HOURS WORKED EACH DAY: Enter the total number of straight time hours worked in the row marked "ST." Generally, hours worked over eight (8) in a day or work performed on Saturdays, Sundays, and legal holidays should be entered as overtime ("OT") hours worked. Contractors who have adopted and followed a written work schedule of four consecutive ten-hour days (Monday through Thursday or Tuesday through Friday) may enter hours worked over ten (10) in a day as overtime hours. For more information on overtime requirements, see the Contractor Responsibilities section of OR Bureau of L&I's publication, "*Prevailing Wage Rate Laws*."

Check the correct work schedule box to indicate the employee's weekly work schedule: 5/8 or 4/10. Enter the employee's regular hourly schedule for the week being reported next to the "Reg. Hrly. Schd: _____ to _____." For example: 7:00 a.m. to 4:30 p.m.

Column 4 – TOTAL HOURS: Enter separately the total number of straight time and overtime hours worked by the employee (in each classification, if applicable) on the PWR project during the week. Enter the total number of straight time hours worked in the lower box ("ST"); enter the total number of overtime hours worked in the top box ("OT").

Column 5 – HOURLY BASE RATE: Enter the hourly base rate (plus zone pay, if any) and the hourly overtime rate (plus zone pay, if any) paid to the employee in the appropriate straight time and overtime

boxes. (Payment of not less than one and one half times the base rate of pay, including zone pay, but not including fringe benefits, is required to be paid for overtime hours pursuant to ORS 279C.540). Generally, use the appropriate prevailing wage rates in effect at the time the project was first advertised for bid by the public agency. If this date is not known, or if the project was not advertised for bid, contact the public agency (owner) associated with the project for assistance with applicable rates.

Column 6 – HOURLY FRINGE BENEFIT AMOUNT PAID AS WAGES TO THE EMPLOYEE: Enter hourly fringe benefit amounts paid directly to the employee as wages. (For overtime hours worked, it is not necessary to pay time and one half for the fringe benefit portion of the prevailing wage rate.)

Column 7 – GROSS AMOUNT EARNED: Enter the gross amount earned for work on the PWR project during the week. If part of the employee's wages for the pay period were earned on projects other than the project described on the WH-38, or if the employee is paid less often than on a weekly basis, enter in column 7 first the gross amount earned on the PWR project for the week, then the total gross amount earned for the pay period. For example: \$567.84 / \$1,267.27.

Column 8 – ITEMIZED DEDUCTIONS, FICA, FED, STATE, ETC.: Enter deductions withheld from wages for the pay period. All deductions must be in accordance with the provisions of ORS 652.610 (and as defined in Regulations, Part 3 (29 CFR Subtitle A), issued by the Secretary of Labor under the Copeland Act, as amended (48 Stat. 948, 63 Stat. 108, 72 Stat. Stat. 967, 76 Stat. 357; 40 U.S.C 276c) on projects subject to Davis-Bacon Act). For projects subject to the Davis-Bacon Act, itemize the deductions.

Column 9 – NET WAGES PAID: Enter the total amount of net wages actually paid to the employee for the pay period. Calculate this figure by subtracting the total deductions reported in Column 8 from the gross amount of wages for the pay period reported in the bottom portion of Column 7.

Column 10 – HOURLY FRINGE BENEFITS PAID TO BENEFIT PARTY, PLAN, FUND OR PROGRAM: Enter the hourly amount of fringe benefits paid to each individually approved party, plan, fund, or program, for each employee. List these amounts separately on the lines provided. Any contractor who is making payments to approved parties, plans, funds or programs in amounts less than the required hourly fringe benefit is obligated to pay the difference directly to the employee as wages in lieu of fringe benefits, and to show that amount in Column 6 of this form. For information on how to calculate hourly fringe benefit credits, see Appendix A in OR L&I's publication, "*Prevailing Wage Rate Laws*."

Column 11 – NAME OF BENEFIT PARTY, PLAN, FUND OR PROGRAM: Enter the name of the party, plan, fund, or program that corresponds to the amount paid as an hourly fringe benefit in Column 10.

CALCULATION CHECK

In order to determine whether the wages and fringe benefits paid are sufficient to meet prevailing wage rate requirements, perform the following check:

1. For each classification listed in column 2, compute the sum of:
 - a) the hourly base rate of pay shown in Column 5,
 - b) the hourly fringe benefit amount paid as wages to employee shown in Column 6, and
 - c) the hourly fringe benefits paid to benefit party, plan, fund or program shown in Column 10.
2. This sum must equal or exceed the total of the hourly base rate (including zone pay) and the hourly fringe benefit rate for that classification as listed in the appropriate issue of OR Bureau of L&I's publication, "*Prevailing Wage Rates for Public Works Contracts in Oregon*."

IF YOU HAVE QUESTIONS REGARDING COMPLETION OF THIS FORM, CONTACT THE PREVAILING WAGE RATE UNIT OF THE OREGON BUREAU OF LABOR & INDUSTRIES AT (971) 673-0838.

NOTE: PAYROLL/CERTIFIED STATEMENTS ARE ONLY REQUIRED TO BE SUBMITTED TO THE PUBLIC AGENCY ASSOCIATED WITH THE PROJECT.

**CERTIFIED PAYROLL AND OTHER FORMS ARE AVAILABLE ON OUR WEBSITE:
WWW.OREGON.GOV/BOLI**

PRIME CONTRACTOR SUBCONTRACTOR PAYROLL NO. _____ FINAL PAYROLL

Business Name (DBA): _____ Phone: () _____ CCB Registration Number: _____

Project Name: _____ Project Number: _____ Type of Work: _____

Street Address: _____ Project Location: _____

Mailing Address: _____ Project County: _____

Date Pay Period Began: _____ Date Pay Period Ended: _____

THIS SECTION FOR PRIME CONTRACTORS ONLY **THIS SECTION FOR SUBCONTRACTORS ONLY**

Public Contracting Agency Name: _____ Subcontract Amount: _____
 Phone: () _____ Prime Contractor Business Name (DBA): _____
 Date Contract Specifications First Advertised for Bid: _____ Prime Contractor Phone: () _____
 Contract Amount: _____ Prime Contractor's CCB Registration Number: _____
 Date You Began Work on the Project: _____

(1)	(2)	(3) DAY AND DATE							(4)	(5)	(6)	(7)	(8)	(9)	(10)	(11)	
NAME, ADDRESS AND EMPLOYEE'S IDENTIFICATION NUMBER	CLASSIFICATION (INCLUDE GROUP # AND APPRENTICESHIP STEP IF APPLICABLE)	HOURS WORKED EACH DAY							TOTAL HOURS	HOURLY BASE RATE	HOURLY FRINGE BENEFIT AMOUNTS PAID AS WAGES TO EMPLOYEE	GROSS AMOUNT EARNED (see directions)	ITEMIZED DEDUCTIONS FICA, FED, STATE, ETC.	NET WAGES PAID	HOURLY FRINGE BENEFITS PAID TO BENEFIT PARTY, PLAN, FUND, OR PROGRAM	NAME OF BENEFIT PARTY, PLAN, FUND, OR PROGRAM	
		OT															
		ST															
		Schedule: 5/8 <input type="checkbox"/> 4/10 <input type="checkbox"/> ; Reg. Hrly. Schd: _____ to _____.															
		OT															
		ST															
		Schedule: 5/8 <input type="checkbox"/> 4/10 <input type="checkbox"/> ; Reg. Hrly. Schd: _____ to _____.															
		OT															
		ST															
		Schedule: 5/8 <input type="checkbox"/> 4/10 <input type="checkbox"/> ; Reg. Hrly. Schd: _____ to _____.															
		OT															
		ST															
		Schedule: 5/8 <input type="checkbox"/> 4/10 <input type="checkbox"/> ; Reg. Hrly. Schd: _____ to _____.															

*Although this form has not been officially approved by the U.S. Department of Labor, it is designed to meet the requirements of both the state PWR law and the federal Davis-Bacon Act.

CERTIFIED STATEMENT

In addition to completing sections (1) - (3), if your project is subject to the federal Davis-Bacon Act requirements, complete the following section as well:

(4) That:

(a) WHERE FRINGE BENEFITS ARE PAID TO APPROVED PLANS, FUNDS OR PROGRAMS

- In addition to the basic hourly wage rates paid to each laborer or mechanic listed in the above referenced payroll, payments of fringe benefits as listed in the contract have been or will be made to appropriate programs for the benefit of such employees, except as noted in Section 4(c) below.

(b) WHERE FRINGE BENEFITS ARE PAID IN CASH

- Each laborer or mechanic listed in the above referenced payroll has been paid, as indicated on the payroll, an amount not less than the sum of the applicable basic hourly wage rate plus the amount of the required fringe benefits as listed in the contract, except as noted in Section 4(c) below.

(c) EXCEPTIONS:

EXCEPTION (GRAFT) _____
EXPLANATION _____

REMARKS:

NAME AND TITLE _____
SIGNATURE _____

THE WILLFUL FALSIFICATION OF ANY OF THE ABOVE STATEMENTS MAY SUBJECT THE CONTRACTOR OR SUBCONTRACTOR TO CIVIL OR CRIMINAL PROSECUTION. SEE SECTION 1001 OF TITLE 18 AND SECTION 231 OF TITLE 31 OF THE UNITED STATES CODE.

**FILE THIS FORM WITH THE PUBLIC AGENCY ASSOCIATED WITH THE PROJECT
NOTE TO CONTRACTORS: YOU MUST ATTACH COPIES OF THIS FORM TO EACH OF YOUR PAYROLL SUBMISSIONS ON THIS PROJECT.
INSTRUCTIONS AND ADDITIONAL FORMS ARE AVAILABLE ON OUR WEBSITE: WWW.OREGON.GOV/BOLI.**

Date: _____

I, _____ (NAME OF SIGNATORY PARTY), _____ (TITLE), do hereby state:

(1) That I pay or supervise the payment of the persons employed by:

_____ (CONTRACTOR, SUBCONTRACTOR OR SURETY)

on the _____; that during the payroll period _____ (BUILDING OR WORK)

commencing on the _____ day of _____, (MONTH) (YEAR) _____, and ending the _____ day of _____, (MONTH) (YEAR) _____, all persons employed on said project have been paid the full weekly wages earned, that no rebates have been or will be made either directly or indirectly to or on behalf of said _____ (CONTRACTOR, SUBCONTRACTOR OR SURETY)

from the full weekly wages earned by any person, and that no deductions have been made either directly or indirectly from the full wages earned by any person, other than permissible deductions as specified in ORS 652.610, and as defined in Regulations, Part 3 (29 CFR Subtitle A), issued by the Secretary of Labor under the Copeland Act, as amended (48 Stat. 948, 63 Stat. 108, 72 Stat. 967; 76 Stat. 357; 40 U.S.C. 276c), and described below:

(2) That any payroll otherwise under this contract required to be submitted for the above period are correct and complete; that the wage rates for workers contained therein are not less than the applicable wage rates contained in any wage determination incorporated into the contract; that the classifications set forth therein for each worker conform with work performed.

(3) That any apprentices employed in the above period are duly registered in a bona fide apprenticeship program registered with a state apprenticeship agency recognized by the Bureau of Apprenticeship and Training, United States Department of Labor, or if no such recognized agency exists in a state, are registered with the Bureau of Apprenticeship and Training, United States Department of Labor.

I HAVE READ THIS CERTIFIED STATEMENT, KNOW THE CONTENTS THEREOF AND IT IS TRUE TO MY KNOWLEDGE:

(NAME AND TITLE)

(SIGNATURE AND DATE)



CONTRACT FEE SECTION
PREVAILING WAGE RATE UNIT
BUREAU OF LABOR & INDUSTRIES
800 N.E. OREGON ST., #1045
PORTLAND, OR 97232-3601
PHONE: (971) 673-0852
FAX: (971) 673-0769

For Office Use Only: Project DB #: _____

PUBLIC WORKS FEE INFORMATION FORM

For use by public agencies that have contracted with a contractor on a public works project regulated by ORS 279C.800 to 279C.870, in compliance with ORS 279C.825. Also for use by public agencies that are a party to a public works project pursuant to ORS 279C.800(6)(a)(B), (C) (D) or (E).

PUBLIC AGENCIES: Please complete and mail this form to the Bureau of Labor & Industries (BOLI) at the above address, along with the public works fee of one-tenth of one percent of the contract price (contract amount x .001), payable to "Bureau of Labor and Industries." **The minimum fee is \$250.00; the maximum fee is \$7,500.00.** BOLI may be unable to properly credit you for payment received without the following completed information.

PUBLIC AGENCY: _____ **AGENCY #:** _____

AGENCY MAILING ADDRESS: _____

CITY, STATE, ZIP _____

AGENCY CONTACT PERSON: _____ **PHONE:** () _____

PROJECT MANAGER NAME: _____ **PHONE:** () _____

PROJECT NAME: _____

CONTRACT NAME (if part of larger project): _____

PROJECT LOCATION: _____

PROJECT NO: _____ **DATE CONTRACT FIRST ADVERTISED:** _____

DATE CONTRACT AWARDED: _____ **CONTRACTOR CCB#:** _____

CONTRACTOR BUSINESS NAME (DBA): _____


CONTRACTOR ADDRESS: _____

CITY, STATE ZIP _____

CONTRACT AMOUNT: \$ _____ **FEE AMOUNT DUE/PAID: \$** _____

If less than \$50K, is it part of a larger project? yes no Contract amount x .001 = fee due

(Please duplicate this form for future use.)



CONTRACT FEE SECTION
PREVAILING WAGE RATE UNIT
BUREAU OF LABOR & INDUSTRIES
800 N.E. OREGON ST., #1045
PORTLAND, OR 97232-3601
PHONE: (971) 673-0852
FAX: (971) 673-0769

For Office Use Only:
Project DB #: _____

PUBLIC WORKS FEE ADJUSTMENT FORM

USE THIS FORM FOR RECONCILIATION OF FEES UPON COMPLETION OF PUBLIC WORKS PROJECTS

(As required by ORS 279C.825 and OAR 839-025-0210)

PUBLIC AGENCIES: Complete and mail this form to the Bureau of Labor & Industries at the above address after completion of the public work project and not less than 30 days after the final progress payment is made to the contractor. Public agencies are required to determine the final contract price, including all change orders or other adjustments to the original contract price, and to calculate the adjusted prevailing wage rate fee based on the revised contract price. Documentation must be included to support the final contract price. Documentation of the final contract price may consist of change orders or other contract documents substantiating the amount of the contract. The prevailing wage rate fee of one-tenth of one percent (.001) shall be applied to the final contract price, with credit taken for fees already submitted. The public agency must submit any additional fee payable to "Bureau of Labor and Industries," or submit any request for refund, with this adjustment form. **THE MINIMUM FEE IS \$250.00; THE MAXIMUM FEE IS \$7,500.00. NO ADDITIONAL FEE IS REQUIRED TO BE PAID, AND REFUNDS WILL NOT BE MADE, IF THE BALANCE DUE OR THE REFUND DUE IS LESS THAN \$100.00.**

PUBLIC AGENCY: _____ **AGENCY #:** _____

AGENCY CONTACT PERSON: _____ **PHONE :**(____) _____

MAILING ADDRESS: _____

PROJECT NAME: _____

CONTRACT NAME (if part of larger project): _____

PROJECT NUMBER: _____ **PROJECT LOCATION:** _____

CONTRACTOR/BUSINESS NAME (DBA): _____

CONTRACTOR CCB#: _____ **DATE AWARDED:** _____

FINAL CONTRACT/PROJECT AMOUNT: _____ **FINAL FEE DUE:** _____
(Include all change orders and adjustments to the contract price) (Final Contract amount X .001)

ORIGINAL CONTRACT AMOUNT: _____ **INITIAL FEE PAID:** _____
(Original Contract amount X .001)

TOTAL ADJUSTMENT: _____ **BALANCE DUE*:** _____
or
REFUND DUE*: _____

*Final contract fee less initial fee paid

Sample Calculation:			
Final Contract Amount:	\$ 400,000.00	Final Fee Due:	\$ 400.00
Original Contract Amount:	- 300,000.00	Initial Fee Paid:	- 300.00
Total Adjustment:	\$ 100,000.00	Additional Amount Due:	\$ 100.00



**BUREAU OF LABOR AND INDUSTRIES
NOTICE OF PUBLIC WORKS**
(For use by public agencies in complying with ORS 279C.835)

For Office Use Only: Project DB #: _____
--

NOTE: ORS 279C.835 requires that public contracting agencies include with this form a copy of the disclosure of first-tier subcontractors submitted pursuant to ORS 279C.370.

PUBLIC AGENCY INFORMATION Agency Name: _____ Agency Division: _____ Agency # (if known): _____ Address: _____ City, State, Zip: _____ Email Address: _____ Agency Representative: _____ Phone: _____

SECTION A: To be completed when a public agency awards a contract to a contractor for a public works project, including CM/GC projects. (See reverse for public works projects in which no public agency awards a contract to a contractor.) CONTRACT INFORMATION: Project Name: _____ Contract Name (if part of larger project): _____ Project #: _____ Contract #: _____ Project Manager Name: _____ Phone: _____ Fax: _____ Project Location (Street(s), City): _____ Project County: _____ Date specifications first advertised for bid (if not advertised, date of RFP or first contact with contractor): _____ OR If CM/GC contract, date contract became a public works contract (see OAR 839-025-0020(8)): _____ Contract Amount: \$ _____ Is this contract part of a larger project? YES <input type="checkbox"/> NO <input type="checkbox"/> If yes, total project amount: \$ _____ If yes, INITIAL date specifications for project advertised for bid (see OAR 839-025-0020(6)(b)): _____ Will project use federal funds that require compliance with the Davis-Bacon Act? YES <input type="checkbox"/> NO <input type="checkbox"/> Date Contract Awarded: _____ Date Work Expected to Begin: _____ Date Work Expected to be Complete: _____
--

PRIME CONTRACTOR INFORMATION: Name: _____ Address: _____ City, State Zip: _____ Phone: _____ Construction Contractors Board Registration #: _____ Name of Bonding Company for Payment Bond: _____ Address: _____ Agent Name: _____ Phone: _____ Payment Bond #: _____

Copy of first-tier subcontractors attached (see NOTE above).
Signature of agency representative completing form: _____
Printed Name: _____ Phone: _____ Date: _____
Email Address: _____

THIS FORM WILL BE RETURNED TO THE PUBLIC AGENCY FOR CORRECTION AND RESUBMITTAL IF INCOMPLETE.

Complete this page for public works projects in which NO PUBLIC AGENCY AWARDS A CONTRACT TO A CONTRACTOR. Complete the CONTRACT INFORMATION AND SECTION B, C, D or E, whichever applies to the project.

CONTRACT INFORMATION:

Name of Project Owner: _____ Phone: _____
Project Name: _____ Project #: _____
Project Location (Street(s), City): _____ Project County: _____
Total Project Cost: \$ _____ Amount of Public Funds Provided for the Project: \$ _____
Name(s) of Public Agency(ies) Providing Public Funds: _____
Will project use federal funds that require compliance with the Davis-Bacon Act? YES NO
Date Work Expected to Begin: _____ Date Work Expected to be Complete: _____

SECTION B: To be completed when a project is a public works pursuant to ORS 279C.800(6)(a)(B) (a project for the construction, reconstruction, major renovation or painting of a road, highway, building, structure or improvement of any type **that uses \$750,000 or more of funds of a public agency**).

Date the public agency or agencies committed to the provision of funds for the project: _____

SECTION C: To be completed when a project is a public works pursuant to ORS 279C.800(6)(a)(C) (a project for the construction of a privately owned road, highway, building, structure or improvement of any type **that uses funds of a private entity and in which 25 percent or more of the square footage of the completed project will be occupied or used by a public agency**).

Total square footage of privately owned road, highway, building, structure or improvement: _____

Percent of total square footage of the completed project that will be occupied or used by a public agency: _____

Date the public agency or agencies entered into an agreement to occupy or use the completed project: _____

SECTION D: To be completed when a project is a public works pursuant to ORS 279C.800(6)(a)(D) (a project that includes the construction or installation of a **device, structure or mechanism that uses solar radiation** on public property, regardless of project cost or whether the project uses funds of a public agency).

Date the public agency entered into an agreement for the project: _____

SECTION E: To be completed when a project is a public works pursuant to ORS 279C.800(6)(a)(E) (a project for the construction, reconstruction, major renovation or painting of a road, highway, building, structure, or improvement of any type that occurs, with or without using funds of a public agency, **on real property that a public university listed in ORS 352.002 owns**).

Date the public agency entered into an agreement for the project: _____

Signature of agency representative completing form: _____

Printed Name: _____ Phone: _____ Date: _____

Email Address: _____

THIS FORM WILL BE RETURNED TO THE PUBLIC AGENCY FOR CORRECTION AND RESUBMITTAL IF INCOMPLETE.

RETURN THIS COMPLETED FORM TO:

Prevailing Wage Rate Unit • Bureau of Labor & Industries • 800 NE Oregon Street, #1045 • Portland, OR 97232-3601
Telephone (971) 673-0852 • FAX (971) 673-0769 • pwremail@boli.state.or.us



PUBLIC IMPROVEMENT PROJECT COST ANALYSIS

Contracting Agency: _____ Department: _____
 Project Name/Number: _____ Estimated Construction Period: _____

ESTIMATED CONTRACTOR COSTS				
Item Description	Estimated Quantity	Unit Cost	Total Estimated Cost Per Item	
TOTAL OF ALL CONTRACTOR COSTS				\$

ESTIMATED CONTRACTING AGENCY COSTS						
Labor	Equipment	Administration and Overhead	Tools and Materials	Cost of Any Contracts Agency Must Enter	Quality Control Testing	Any Other Necessary and Related Costs
TOTAL OF ALL PUBLIC AGENCY COSTS						\$

The above-named agency has determined that this project can be performed at the least cost by: _____ Agency _____ Contractor (check one)

ORS 279C.305 requires that not less than 30 days prior to adoption of its budget for the subsequent budget period, or before starting to construct a public improvement, each contracting agency shall prepare and file with the Commissioner of the Bureau of Labor and Industries a list of every public improvement that the contracting agency plans to fund in the budget period, identifying each improvement by name and estimating the total on-site construction costs. The list must also state whether the contracting agency intends to perform the construction through a private contractor. If the contracting agency intends to use the contracting agency's own equipment or personnel to perform construction work on a public improvement, and the estimated value of the construction work that the contracting agency intends to perform with the contracting agency's own equipment or personnel exceeds \$200,000 (or \$125,000 if the public improvement involves the resurfacing of highways, roads or streets at a depth of two or more inches), the contracting agency shall file with the commissioner not later than 180 days before construction begins on the public improvement an analysis that shows that the contracting agency's decision conforms to the state's policy that contracting agencies make every effort to construct public improvements at the least cost to the contracting agency. Public agencies are required to keep and preserve a full, true and accurate account of the costs of performing the work, including all categories of costs described in ORS 279C.305(3)(b). The final account of the costs is a public record. Use Form WH-118 (Planned Public Improvement Summary) to list planned public improvements. Use this form (WH-119) to report the agency's cost analysis.

Mall completed forms to:

Prevailing Wage Rate Unit
 Bureau of Labor & Industries
 800 N.E. Oregon St., #1045
 Portland, OR 97232-2180

WH-119 (Rev. 05/2020)

 (Name of Agency Official)

 (Signature of Agency Official)

The 2018 edition of the **Prevailing Wage Rate Laws Handbook** is now available. One complimentary hard copy of each Prevailing Wage Rate (PWR) publication is available upon request by emailing Oregon BOLI Labor & Industries at pwremail@boli.state.or.us or calling (971) 673-0838. Additional copies are available at cost, plus postage.

In addition to providing this and other PWR publications, Oregon BOLI Labor & Industries' PWR Unit regularly offers free, informational seminars for both public agencies and contractors. The current schedule is available online at <https://www.oregon.gov/boli/employers/Pages/prevailing-wage-seminars.aspx>.

Prior to responding below, please consider that all PWR-related information is available online at <http://www.oregon.gov/BOLI/WHD/PWR/Pages/index.aspx>. If you are interested in receiving the handbook and/or being included on our mailing lists for future seminar notifications, please complete the form below and return it to the PWR Unit. You may mail this form to the address on the opposite side of the form, or fax it to (971) 673-2372.

-
- Please send me the 2018 edition of the **Prevailing Wage Rate Laws Handbook**.
 - Please add me to the mailing list to receive information about OR BOLI PWR seminars/webinars.
 - Please add me to the e-mailing list to receive information about OR BOLI PWR seminars/webinars.

AGENCY OR CONTRACTOR BUSINESS NAME and PHONE NUMBER (Required)

AGENCY OR CONTRACTOR BUSINESS E-MAIL ADDRESS (Please print clearly)

MAILING ADDRESS

CITY, STATE, ZIP

NAME OF REPRESENTATIVE and PHONE NUMBER if different from above.

place
stamp
here

OREGON BUREAU OF LABOR & INDUSTRIES
PREVAILING WAGE RATE UNIT
800 NE OREGON #1045
PORTLAND, OR 97232

