

# Asset Forfeiture (2025) Report

Report from the Asset Forfeiture Oversight  
Advisory Committee

April 30, 2026

---



Oregon Criminal Justice Commission

Ryan Keck  
Interim Executive Director

---

The mission of the Oregon Criminal Justice Commission is to improve the legitimacy, efficiency, and effectiveness of state and local criminal justice systems.

## **Committee Membership and Staff List**

### Asset Forfeiture Oversight Advisory Committee Members, by appointment type:

#### *President of the Senate Appointees:*

Senator Floyd Prozanski

Senator Dick Anderson

#### *Speaker of the House of Representatives Appointees:*

Representative Rick Lewis

(Vacant)

#### *Attorney General Appointees:*

Colin Benson

Justin Leonard

Lori Evans

#### *Governor Appointees:*

Chris Gibson

Mike Krantz

(Vacant)

### AFOAC Staff:

Ryan Keck, Interim Executive Director, Criminal Justice Commission

Angel Pairan, Asset Forfeiture Liaison, Criminal Justice Commission

Emma Dunn, Research Analyst, Criminal Justice Commission

Katherine Tallan, Senior Research Analyst, Criminal Justice Commission

Kelly Officer, Research Director, Criminal Justice Commission

**Table of Contents**

Committee Membership and Staff List ..... 1

Figures and Tables ..... 3

1. Executive Summary ..... 4

2. Background and Methodology ..... 5

3. 2025 Seizures ..... 6

4. 2025 Dispositions..... 8

5. 2025 Use of Proceeds..... 10

**Figures and Tables**

Table 3.1. 2025 Seizures Reported to CJC by Agency ..... 6

Table 3.2. Nature of Prohibited Conduct Leading to Seizure ..... 6

Table 3.3. Drug Related Seizures by Drug Type Involved..... 6

Table 3.4. Circumstances of Search and Seizure ..... 6

Table 3.5. Gender, Race, and Ethnicity of Individuals Subject to Search and Seizure ..... 7

Figure 3.1. Age Distribution of Individuals Subject to Search and Seizure ..... 7

Table 4.1. All Receipts, Costs, and Distributions for 2025 Dispositions by Case Type and Agency Type... 9

Table 5.1. Use of Proceeds in 2025 by Agency..... 10

Table 5.2. Items Purchased Using Proceeds in 2025 by Agency ..... 11

## **1. Executive Summary**

The 2025 Asset Forfeiture Report includes all calendar year seizures and dispositions reported to CJC before the writing of the report. The Asset Forfeiture Report is supplemented by a dashboard updated frequently by CJC.<sup>1</sup> This allows us to consolidate the 2025 Seizures and 2025 Dispositions sections of the report to include only 2025 seizures and 2025 dispositions reported to CJC before its writing. If additional seizures or dispositions occurred in 2025, but were submitted after the writing of this report, they will not be presented here but will appear on the dashboard for the year 2025.

There was an increase in the number of reported seizures in 2025 from previous years. This contrasts a continuous decrease in the number of reported seizures from 2021 through 2024. One potential cause for these differences is that various case law and statutory changes in recent years have changed the way that asset forfeiture is performed in the state.

House Bill (HB) 4002 passed during the 2024 Legislative Session and went into effect on September 1, 2024. The bill recriminalized possession of user amounts of controlled substances at the misdemeanor level and made changes to laws regarding the delivery of controlled substances. More specifically, HB 4002 reinstated the standard for prosecuting delivery of controlled substances to the standard existing prior to the *State v. Hubbell* decision in 2021, making it possible for an increase in so-called “Boyd Delivery” convictions (in reference to *State v. Boyd* ruling in 1988). Historically, nearly all seizures are drug-related and often stem from drug-related cases. While the exact relationship between the number of drug possession/delivery charges and the number/nature of seizures is unclear, the law changes brought by HB 4002 are notable.

There were 65 total seizures reported to CJC in 2025. This was up from 22 in 2024, 26 in 2023, and 42 in 2022, though still down from 153 in 2021. Fifty-six of these 65 seizures (86.2%) were drug-related cases, with the majority (93.8%) of these 65 cases being filed as civil forfeitures. The most commonly reported circumstances of seizure were search warrant/seizure order, followed by inventory search and search incident to arrest. This is the third annual report which includes demographic information reported by agencies about the individuals from whom property or currency was seized including their gender, race, ethnicity, and age. In total, 86 individuals were involved in these cases with the majority identified as male (79.1%), white (90.7%), and 30 to 39 (30.2%) or 40 to 49 years of age (36.0%). Most individuals were identified as Non-Hispanic (72.1%) with all individuals who were identified as Hispanic also being identified as white. Further information regarding seizure cases and demographics can be found in Tables 3.1. through 3.5. and Figure 3.1. in Section 3 of this report.

Statewide, 101 dispositions were made in 2025, with the majority of these dispositions occurring on civil forfeiture cases (91.1%). All dispositions were for local agency cases; there were no dispositions from state agencies. Receipts available for distribution in 2025 totaled \$1,062,664 between all local and state civil and criminal forfeitures. After costs and distributions, net proceeds for law enforcement agencies totaled \$439,311. Further disposition information can be found in Table 4.1. in Section 4 of this report.

---

<sup>1</sup> The 2025 Asset Forfeiture dashboard can be found here: [Dashboard](#).

## **2. Background and Methodology**

In 1989, the Oregon Legislature enacted a comprehensive civil forfeiture statute for two purposes. First, to capture revenue from controlled substance transactions which otherwise escape taxation. Second, to allow the use of that revenue to improve government response to drug-related prohibited conduct. That law provided for forfeiture in a civil action of properties used in or related to drug crimes. 1989 Oregon Laws Chapter 791, amended and codified as ORS Chapter 475A in 1997, further describes how seized assets will be handled. It establishes conditions for disbursal of funds received through forfeiture and provides for the return of assets to claimants if those assets are not found to have been used for or derived from unlawful drug activity. The Asset Forfeiture Oversight Advisory Committee (AFOAC) was created to aid the Legislature in determining the effect of the law and the manner in which it was being applied. The AFOAC prepares “reports detailing the number and nature of forfeitures carried out” under ORS § 131A.455. In 1997, the Legislature repealed the sunset provision of the forfeiture law, provided staff for the AFOAC, and directed the AFOAC to review the reporting process. Funding for AFOAC staff was provided from state and local forfeiture proceeds. These funds allowed the creation of one 0.5 FTE position within the Criminal Justice Commission to serve as AFOAC staff. Statutory directions for the AFOAC, the CJC, and reporting requirements are found in ORS § 131.600, ORS § 131A.450, and ORS § 131A.455.

State and local government agencies electronically report seizures and subsequent dispositions using the Oregon Asset Forfeiture (SMApply) website. The staff at CJC use the information reported by state and local agencies to compile this report for the AFOAC. Generally, within 30 days of a seizure occurring, a seizure for forfeiture form is completed by the forfeiting agency, and then a report of the seizure is made to CJC. There is no mandated time constraint on the report of a seizure to the CJC, although it is generally expected that reports of seizures that occurred in a calendar year (say 2025) be reported to the CJC at the latest in the following year (by the end of 2026). Reports of dispositions are typically made quite some time after the date of seizure. This is due mostly to the fact that multiple court processes must occur between the date of seizure and the final disposition of a single case. Typically, this process takes at least 6 months to complete, so it is not possible for CJC to track all seizures made in 2025 through their final disposition in time to include them in this report, as many dispositions have not yet been made and will not be made until later in 2026 or beyond.

There was an increase in the number of reported seizures in 2025 from previous years. This contrasts a continuous decrease in the number of reported seizures from 2021 through 2024. One potential cause for these differences is that various case law and statutory changes in recent years have changed the way that asset forfeiture is performed in the state. HB 4002 passed during the 2024 Legislative Session and went into effect on September 1, 2024. The bill recriminalized possession of user amounts of controlled substances at the misdemeanor level and made changes to laws regarding the delivery of controlled substances. More specifically, HB 4002 reinstated the standard for prosecuting delivery of controlled substances to the standard existing prior to the *State v. Hubbell* decision in 2021, making it possible for an increase in so-called “Boyd Delivery” convictions (in reference to *State v. Boyd* ruling in 1988). Historically, nearly all seizures are drug-related, and often stem from drug-related cases. While the exact relationship between the number of drug possession/delivery charges and the number/nature of seizures is unclear, the law changes brought by HB 4002 are notable. The Asset Forfeiture Report is supplemented by a dashboard updated frequently by CJC.<sup>2</sup> This allows us to consolidate the 2025 Seizures and 2025 Dispositions sections of this year’s report to include only 2025 seizures and 2025 dispositions reported to CJC before its writing. If seizures or dispositions that occurred in 2025 but were not reported before this report was written are later submitted, they will appear on the dashboard for the year 2025.

---

<sup>2</sup> The 2025 Asset Forfeiture dashboard can be found here: [Dashboard](#).

### 3. 2025 Seizures

**Table 3.1. 2025 Seizures Reported to CJC by Agency**

Seizing Agency	Total Seizures	Total Value Seized*	% of State Total Value Seized**	Criminal Cases	Civil Cases	Drug Related Cases
Bend PD	3	\$4,933	0.4%	0	3	2
Deschutes County SO	7	\$337,662	29.4%	0	7	7
Douglas Interagency Narcotics Team	6	\$106,361	9.3%	0	6	6
Grants Pass PD	1	\$210	0.0%	1	0	1
Medford PD	8	\$235,442	20.5%	1	7	8
Oregon State Police	1	\$360	0.0%	1	0	1
Portland PB	36	\$447,468	38.9%	0	36	28
Rogue Area Drug Enforcement	1	\$6,320	0.5%	1	0	1
South Coast Interagency Narcotics Team	2	\$11,069	1.0%	0	2	2
<b>Total</b>	<b>65</b>	<b>\$1,149,825</b>	<b>100.0%</b>	<b>4</b>	<b>61</b>	<b>56</b>

\*Includes both currency and non-currency reported values. These have been rounded to the nearest dollar value.

\*\*These percentages have been rounded to the nearest tenth, meaning some cases may appear to account for “0.0%” of the total state value seized. If an agency appears to account for 0.0% of total value seized, this means that their percentage total was actually less than 0.05%.

**Table 3.2. Nature of Prohibited Conduct Leading to Seizure**

Nature of Conduct	Number of Cases	% of Cases
Drug	56	86.2%
Driving	2	3.1%
Other	7	10.8%
<b>Total</b>	<b>65</b>	<b>100.0%</b>

**Table 3.3. Drug Related Seizures by Drug Type Involved**

Drug Type	Number of Cases*	% of Drug Related Cases**
Amphetamines	29	51.7%
Fentanyl	24	42.9%
Cocaine	14	25.0%
Other	6	10.7%
Marijuana	5	8.9%
Opiates	5	8.9%

\*Many drug related cases involve multiple drug types, so numbers may not add to total cases.

\*\*Many drug related cases involve multiple drug types, so percentages may not add to 100%.

**Table 3.4. Circumstances of Search and Seizure**

Circumstance	Number of Cases*	% of Cases**
Search warrant/seizure order	34	52.3%
Inventory search	20	35.7%
Search incident to arrest	15	23.1%
Probable cause search	11	16.9%
Consent search	7	10.8%
Public Safety/Behavioral Health Related Search	1	1.5%

\*Many cases involve multiple circumstances, so numbers may not add to total cases.

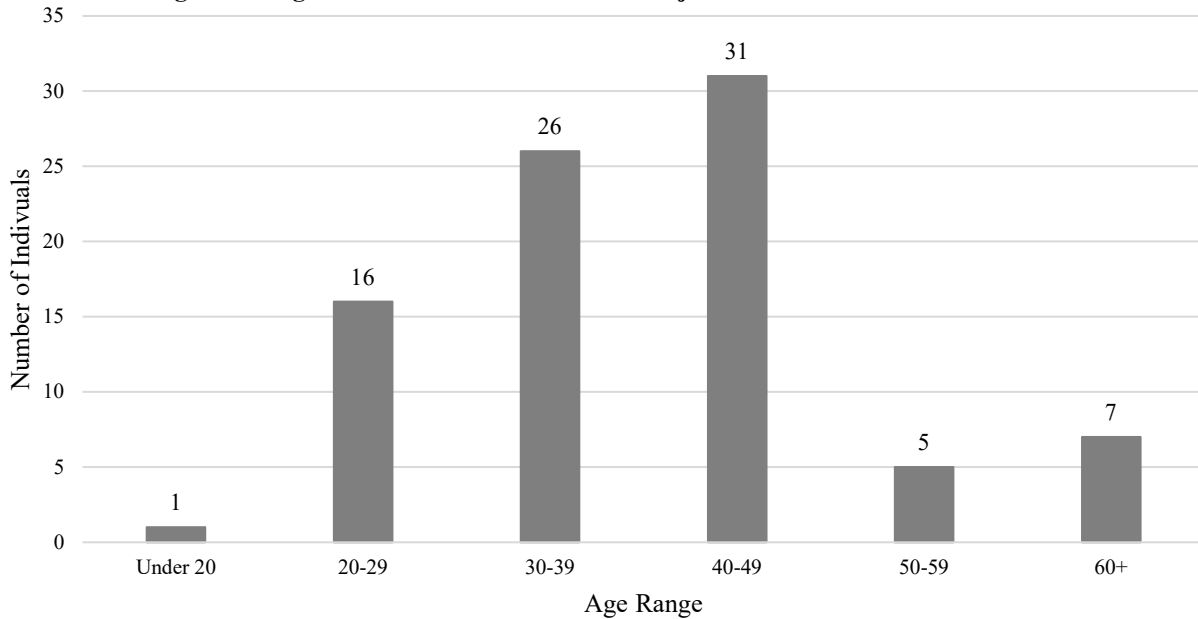
\*\*Many cases involve multiple circumstances, so percentages may not add to 100%.

In 2023, AFOAC began tracking demographic information about the individuals from whom property was seized. The following table and figure detail this information for calendar year 2025. AFOAC asked agencies to report demographic data for all individuals present based on Census reporting parameters of gender, race, ethnicity, and age. This information was provided by the agencies and therefore may be according to agency perception rather than individual self-identification. It is possible (and often true) that multiple individuals are present during a seizure. Please note, therefore, that the number of individuals whose demographics are reported here (86) is higher than the number of seizures reported above (65).

**Table 3.5. Gender, Race, and Ethnicity of Individuals Subject to Search and Seizure**

		Count	Percent
<b>Gender</b>	Male	68	79.1%
	Female	18	20.9%
<b>Race</b>	White	78	90.7%
	Black	7	8.1%
	Asian	1	1.2%
	Pacific Islander	0	0.0%
	Native	0	0.0%
<b>Ethnicity</b>	Hispanic	24	27.9%
	Non-Hispanic	62	72.1%

**Figure 3.1 Age Distribution of Individuals Subject to Search and Seizure**

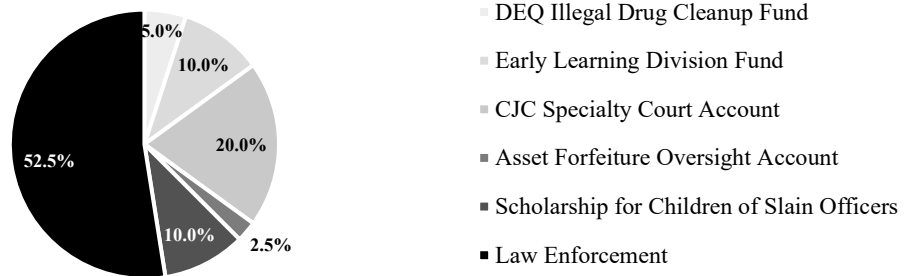


#### 4. 2025 Dispositions

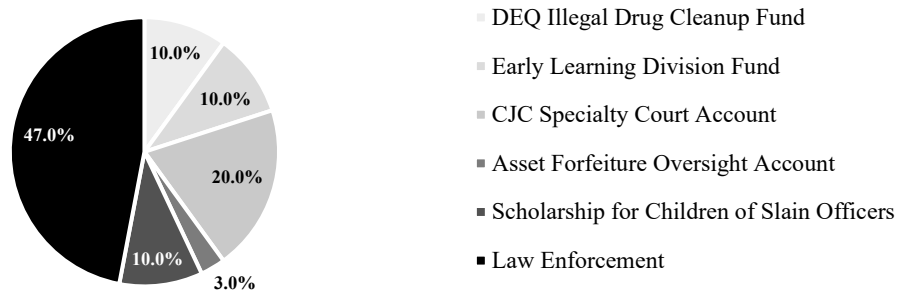
Recall from the explanation above that dispositions typically occur months after their associated seizure. Therefore, many of the dispositions in the following tables are the result of seizures occurring prior to 2025. Similarly, there are many seizures reported in the section above for which dispositions have not yet occurred and cannot yet be reported. Dispositions for these seizures will be included in reports as they occur in future years. The distributions seen in Table 4.1. below reflect the following distribution requirements based on case type and agency type for any given disposition:

**Figure 4.1. Distribution Percentages for Civil and Criminal Forfeitures by Agency Type**

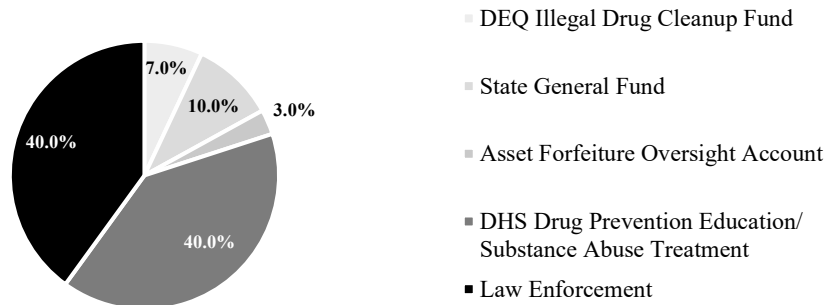
#### Civil Forfeiture by Local Law Enforcement Agency



#### Civil Forfeiture by State Law Enforcement Agency



#### Criminal Forfeiture by Any Law Enforcement Agency



**Table 4.1. All Receipts, Costs, and Distributions for 2025 Dispositions by Case Type and Agency Type**

	Civil		Criminal		Total
	Local	State	Local	State	
<b>Total Receipts Available for Distribution</b>	\$1,009,656	\$0	\$53,008	\$0	\$1,062,664
Total Costs	\$110,083	\$0	\$1,621	\$0	\$111,704
Publication	\$20,024	\$0	\$1,371	\$0	\$21,395
Attorney Fees	\$27,753	\$0	\$0	\$0	\$27,753
Towing/Storage	\$13,285	\$0	\$0	\$0	\$13,285
Property Maintenance	\$270	\$0	\$0	\$0	\$270
Victim Restitution	\$0	\$0	\$0	\$0	\$0
Other	\$48,751	\$0	\$250	\$0	\$49,001
<b>Net Receipts*</b>	<b>\$899,573</b>	<b>\$0</b>	<b>\$51,387</b>	<b>\$0</b>	<b>\$950,960</b>
Total Distributions*	\$423,237	\$0	\$31,578	\$0	\$454,815
DEQ Illegal Drug Clean-Up Fund	\$44,555	\$0	\$3,684	\$0	\$48,239
State General Fund	N/A	N/A	\$5,263	\$0	\$5,263
Asset Forfeiture Oversight Advisory Committee	\$22,277	\$0	\$1,579	\$0	\$23,856
DHS Drug Prevention Education Funds/Substance Abuse Treatment	\$0	\$0	\$21,052	\$0	\$21,052
Early Learning Division	\$89,070	\$0	N/A	N/A	\$89,070
CJC Specialty Courts Fund	\$178,223	\$0	N/A	N/A	\$178,223
Children of Slain Public Safety Officers College Fund	\$89,112	\$0	N/A	N/A	\$89,112
<b>Net Law Enforcement Proceeds*</b>	<b>\$419,412</b>	<b>\$0</b>	<b>\$19,899</b>	<b>\$0</b>	<b>\$439,311</b>

Note: All dollar values shown are rounded to the nearest dollar to account for rounding in distributions.

N/A indicates that no percentage of net receipts in cases under the indicated forfeiture and agency types are distributed to the indicated fund (see the figure above for further information on distribution percentages).

\*In theory, the sum of Total Distributions and Net Law Enforcement Proceeds should equal Net Receipts. In some past reports, this has been the case. In this report, this is not the case due to changes made to the Disposition reporting process. Instead of automatic calculation of distributions by AFOAC's forms, each agency is now responsible for manually entering distribution amounts. This results in some small differences. If there are any questions regarding this matter, please contact CJC's Asset Forfeiture Liaison, Angel Pairan.

**5. 2025 Use of Proceeds**

**Table 5.1. Use of Proceeds in 2025 by Agency**

<b>Reporting Body*</b>	<b>Received in 2025</b>	<b>Spent in 2025</b>	<b>End of 2025 Balance</b>
Albany Police Department	\$0.00	\$0.00	\$2,500.00
City of Hillsboro Police Department	\$0.00	\$52,712.20	\$109,877.10
Clackamas County District Attorney's Office	\$0.00	\$0.00	\$11,102.00
Douglas County Sheriff's Office	\$208,125.35	\$208,125.35	\$0.00
Eugene Police Department	\$0.00	\$0.00	\$20,282.66
Grants Pass Police Department	\$1,086.71	\$71.43	\$17,570.26
Jackson County District Attorney	\$72.83	\$72.83	\$0.00
Josephine County Sheriff's Office	\$25,264.93	\$4,064.73	\$103,372.10
Lane County Sheriff's Office	\$0.00	\$536.66	\$18,236.60
Medford Police Department	\$157,587.76	\$165,591.99	\$196,213.03
Oregon State Police	\$79,022.20	\$3,849.20	\$277,481.21
Polk County Sheriff's Office	\$20,000.00	\$20,000.00	\$0.00
Portland Police Bureau	\$29,405.95	\$29,876.11	\$539,200.07
Rogue Area Drug Enforcement	\$1,767.59	\$30,576.15	\$86,277.31
Salem Police Department	\$2,913.00	\$49,156.89	\$926.00
South Coast Interagency Narcotics Team	\$39,888.09	\$22,531.72	\$44,053.86
Springfield Police Department	\$1,501.25	\$1,501.25	\$0.00
Washington County Sheriff's Office	\$86,988.98	\$280,266.04	\$661,119.46
<b>State Total*</b>	<b>\$653,624.64</b>	<b>\$860,803.09</b>	<b>\$2,088,211.66</b>

\*Includes only those bodies that reported for the 2025 calendar year before the writing of this report.

**Table 5.2. Items Purchased Using Proceeds in 2025 by Agency**

<b>Reporting Body*</b>	<b>Reported Items Purchased in 2025</b>
City of Hillsboro Police Department	Vehicle purchase related to Washington County Community Violence Reduction Team established late 2024.
Douglas County Sheriff’s Office	Wages for a Prosecuting Attorney.
Grants Pass Police Department	Radio Programming.
Jackson County District Attorney	Operating expenses for prosecution.
Josephine County Sheriff’s Office	Radio earpieces for patrol officers.
Lane County Sheriff’s Office	One time county indirect costs – negative interest charged.
Medford Police Department	Fuel & oil for MADGE & SWAT vehicles; vehicle repairs for MADGE & SWAT; Labor to install upgraded Hytera radios; rifle suppressors/silencers; MADGE evidence & tool kit supplies; upfit 2024 police Interceptor MADGE commander; install rifle mount/2024 police Interceptor; 2025 Ford Expedition-SWAT Commander; Equipment for 2025 Ford Expedition (docking kit, wheels, cable tinting, covert antenna, licensing); 2026 Ford Explorer-MADGE commander (includes licensing); Jackson County Recording fee MPD#24-1394; Traffic team tablets and printers.
Oregon State Police	Publications and Interagency team dues; Attorney General fees.
Polk County Sheriff’s Office	Lockers for Deputies.
Portland Police Bureau	Publication costs.
Rogue Area Drug Enforcement	Computers, Monitors, Binoculars, Undercover Bullet Proof Vests; utilities, cellphones, office supplies, legal advertisement fees, software subscriptions.
Salem Police Department	Legal fees and reimbursement for a reversed judgement.
South Coast Interagency Narcotics Team	Supplies, Utility and Contracts, including Insurance (health), Safety Gear – Lights, rope, Body Armor; Gun Safe, SCINT Clothing – hoodies, T-shirts, waterproof jackets; Evidence totes, Fuel, Vehicle repairs/maintenance, Field drug kits, Drug Education supplies (National Night Out Event); Public Notices.
Springfield Police Department	Critical Incident Vests.
Washington County Sheriff’s Office	Covert tracker and Terminators; Notices, distributions, Investigative overtime for WIN team not covered by HIDTA grant, travel and training for WIN team, air support unit operating expenses; Legal fees and services; Cameras and mapping system; Travel & Training for WIN team.

\*Includes only those bodies that reported spending for the 2025 calendar year before the writing of this report.