



# Oregon

Tina Kotek, Governor

Department of Administrative Services  
Enterprise Asset Management | Administration Office  
1225 Ferry Street SE, U100  
Salem, OR 97301-4290  
PHONE: 503-378-4092  
FAX: 503-373-7210

## MEMORANDUM

**To:** Kris Mitchell, Chief Planning & Programming Branch, Oregon Military Department (OMD)  
**From:** Bill Foster, Chair, Capital Planning Advisory Board (CPAB/Board)  
**Date:** August 20, 2024  
**Subject:** OMD's 2025-27 Agency Facilities Plan Acceptance

---

Kris,

The Capital Projects Advisory Board (CPAB/Board) has reviewed OMD's 2025-27 facilities plan in accordance with ORS 276.227. Following your Board presentation on August 9<sup>th</sup>, the Board has **accepted** your plan with the following comments:

- *CPAB appreciates your thorough presentation and the agency's excellent stewardship in addressing deferred maintenance through the ASLEP program.*

Sincerely,

Bill Foster, Chair

Capital Projects Advisory Board (CPAB)



**OREGON MILITARY DEPARTMENT**  
JOINT FORCE HEADQUARTERS, OREGON NATIONAL GUARD  
INSTALLATIONS DIVISION  
1776 MILITIA WAY  
P.O. BOX 14350  
SALEM, OREGON 97309-5047

July 26, 2024

Subject: 2025-2027 Biennium CPAB Memorandum

Mr. Daniel Christensen  
Capital Planning, Enterprise Asset Management  
Department of Administrative Services  
155 Cottage Street NE  
Salem, Oregon 97301

Dear Mr. Christensen:

The purpose of this letter is to convey the enclosed Oregon Military Department (OMD) Agency Facility Plan for the 2025-2027 biennium, in accordance with ORS 276.227 and OAR 125-125-0150. Our facility inventory, 10-year priority maintenance needs, Facility Condition Index (Building Condition Index (BCI) in the Builder™ system that we use), Legislative Narrative, and Facility Plan Presentation will all be included in the same email of this Cover Memorandum.

The Facility Plan Presentation enclosed includes a list of projects that were completed or are ongoing for the 2021-2023 and 2023-2025 biennia (slides 9&10). As you know these are the first two biennia that the OMD has received substantial Deferred Maintenance funding, and we are proud of all the work we have been able to accomplish! Anticipating a continuation of base deferred maintenance funding for 2025-2027, we are planning potential projects that are listed on slide 11 of the presentation.


You may also be aware that as of November 2023, we are under the new leadership of Brigadier General Alan Gronewold. BG Gronewold is a long-time Oregon Guardsman and is well known to the Installations Division and we look forward to his exceptional leadership for this organization.

In addition to the anticipated Deferred Maintenance projects for 2025-2027, we are also proposing to the Legislature several bond-funded projects that are described in more detail in the attached Legislative Narratives. Federal funding in the amount of \$28M is already secured for the Linn County Readiness Center project and we are seeking additional federal funding to augment the proposed Armory Service Life Extension Project (ASLEP) and Regional Emergency Enhancement Project (REEP) at Woodburn Armory, the Salem 17<sup>th</sup> Street Armory and Auditorium, and the Bend Armory. Also, on the list for OMD is a small detachment-sized new Armory for the unit stationed

at Kingsley Field in Klamath Falls, Oregon and who are currently training in a small storage building. The Oregon Youth Challenge Program is proposing an athletic field and running track project to support the many Oregon youth that they positively impact daily. The Multipurpose Machinegun Range described in the Legislative Narratives is 100% federally funded and we are not seeking state funding for this project.

OMD looks forward to our presentation to the CPAB on August 9, 2024, should you have questions in the interim please contact me at [james.g.arnold22.nfg@army.mil](mailto:james.g.arnold22.nfg@army.mil) or 971-355-4114.

Sincerely,

A handwritten signature in black ink, appearing to read "James G. Arnold". The signature is fluid and cursive, with the first name "James" and last name "Arnold" clearly distinguishable.

James G. Arnold  
Deputy Director  
Installations Division

2 Encls

1. 25-27 OMD CPAB Report 07262024
  - a. Facility Inventory
  - b. 10-Year Priority Maintenance Needs
  - c. Facility Condition Index
  - d. 107BF02 (Facility Planning Narrative)
  - e. 107BF16a (Facility Summary)
  - f. 107BF16b (Facility O&M/Capital Improvements)
  - g. 107BF11 (Major Construction/Acquisition Projects-Multiple)
  - h. 107BF13 (10-Year Space Needs Summary)
2. Facility Plan Presentation



# Oregon Military Department

## 2025-27 Agency Facility Plan


Capital Projects Advisory Board

July 2024

# Agency Overview

## OMD Mission

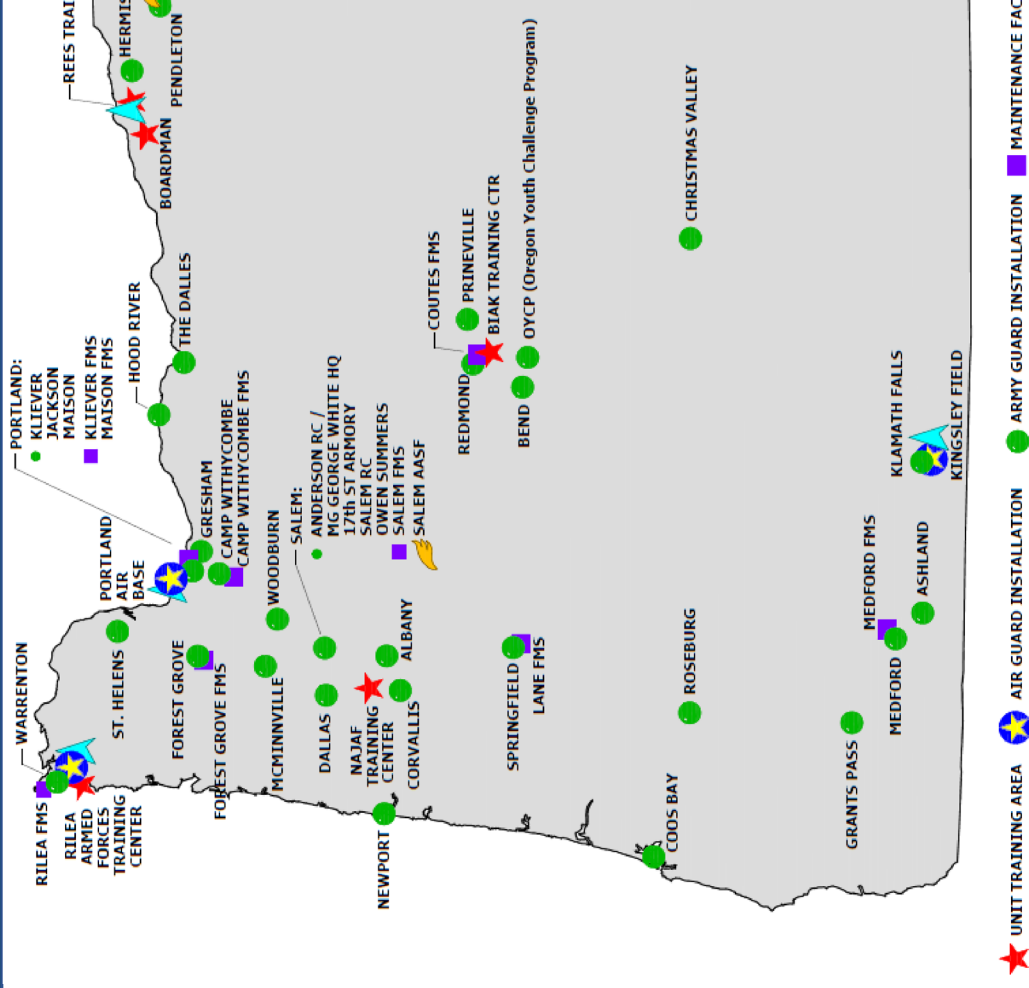
- The Oregon National Guard will provide the citizens of the State of Oregon and the United States with a ready force of citizen soldiers and airmen, equipped and trained to respond to any contingency, natural or man-made. When we are needed, we are there.
- ORS 399.105 “...The State Shall Provide Adequate Armory Accommodations, Bases, Camps, Target Ranges and Other Facilities and Shall Maintain Such Facilities for Units of the Oregon National Guard...”



# Agency Overview

## OMD Portfolio

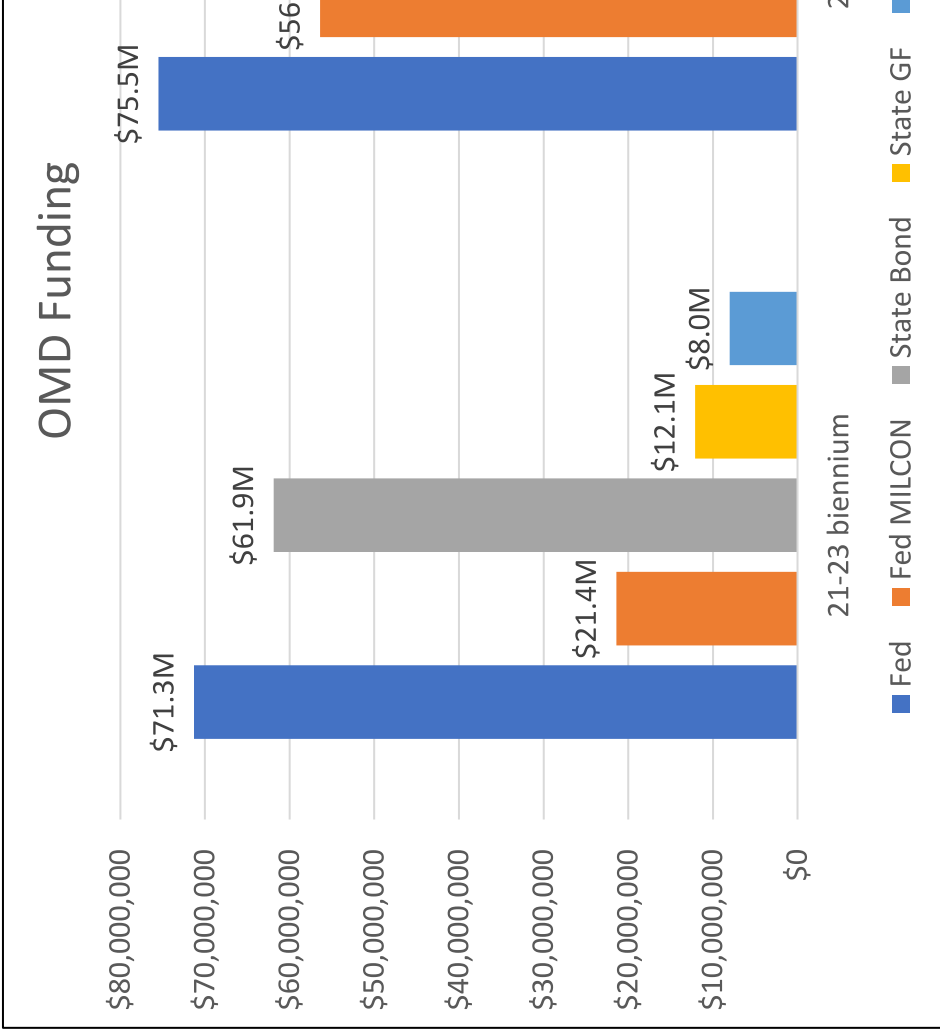
- 37 Armories, 4 Training Sites, 12 maintenance/logistics facilities dispersed throughout 27 counties
- Total of 493 facilities with over 3.55 million square feet of useable space
- 203 facilities with a replacement value over \$1 million
- Total replacement value is \$1,798,744,437



# Agency Overview

## Funding Type

- Federal Funds, including sustainment
- Federal MILCON
- State Bonds
- State General Funds
- State Other Funds (Rental Revenue)




# Planning Factors

## OMD Manages 3,552,202 Square Feet

- Federal square footage is 100% supported with Federal funding
- State square footage requires 50% State match in order to receive Federal matching funds

Federal Funded Square Feet vs State Funded Square Feet



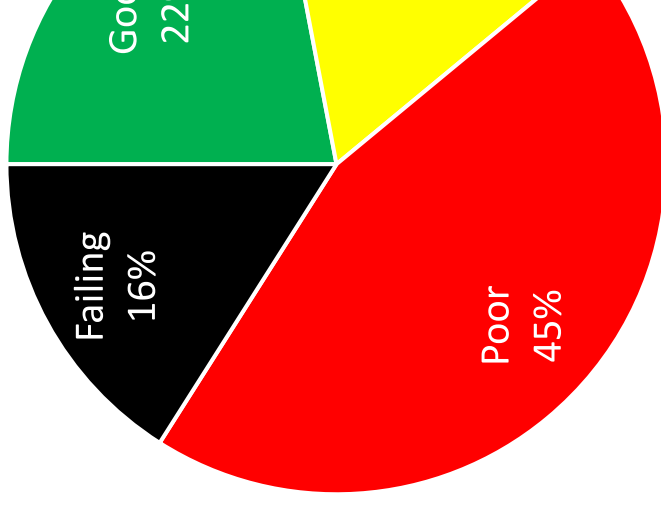
# Planning Factors

## National Guard Facility Mission Requirements

- Facility mission requirements consider the functionality of buildings, addressing how well the building works for the Soldiers, such as adequate space, modern features, seismic, and resiliency.
- OMD must maintain facilities that meet Federal mission requirements in order to keep the State's National Guard force structure and equipment



ISR Mission Ratings



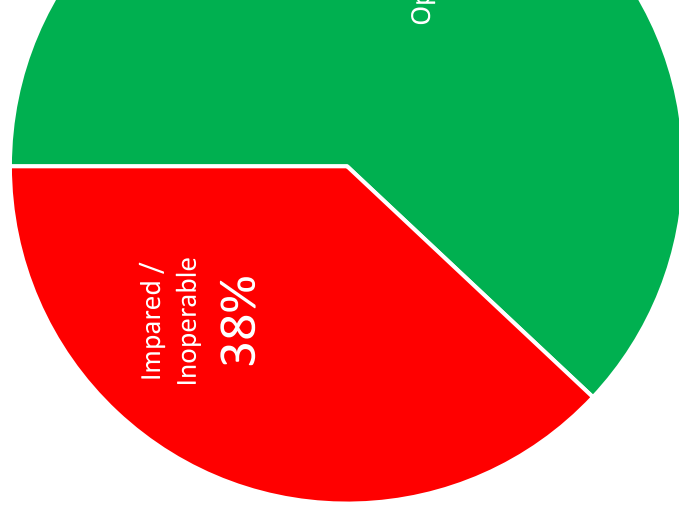
# Planning Factors

## Facility Condition—BUILDER™

- OMD measures **building** condition using BUILDER™
- OMD measures **non-building** facilities using Installation Status Report (ISR)



## Oregon BUILDER Rating




# Facility Strategies

## OMD Issue

- \$190M in back-logged Deferred Maintenance

## OMD Strategies

- Base budget Deferred Maintenance (initiated 21-23 biennium)
- MILCON new construction
- ASLEP / REEP (Armory Service Life Extension Program / Regional Emergency Enhancements Program )



# Facility Strategies

## Base Budget Deferred Maintenance Execution: 21-23

- OMD received deferred maintenance funding in 21-23. With this funding OMD has been able to work on the backlog of deferred maintenance projects. Here is a list of major completed projects in 21-23 biennia, thanks to State contributions and federal match.

HERMISTON HVAC DDC RPL
ONTARIO RC HVAC REPL
HERMISTON DDC REPL (200032C002)
LA GRANDE ARMORY HVAC SYSTEM UPG
WOODBURN ARMORY ROOF RPL DESIGN
PENDLETON ARMORY HVAC PARTIAL REPL
ARC FIRE ALARM SYSTEM DESIGN ONLY
CORC FIRE ALARM DESIGN ONLY
CORC HVAC
LANDSCAPE DESIGN (ONTARIO, LANE, OS)
ARC LANDSCAPING AMEND 1
LANDSCAPE DESIGN (ARC-AMEND 1&2)
GRESHAM ARMORY DDC
BEND ARMORY FIRE ALARM DESIGN
MILTON FREEWATER RC HVAC & AMEND 1
BEND ARMORY POV PARKING DESIGN
CORC POV ASPHALT DESIGN
MILTON FREEWATER RC DDC
ONTARIO ARMORY DDC
SALEM ARMORY LATRINE/WINDOW DESIGN
SALEM AUDITORIUM LATRINE DESIGN

SALEM AUDITORIUM
MILTON FREEWATER
SALEM ARMORY HVAC
WOODBURN ARMORY
FOREST GROVE ARMORY
FOREST GROVE FEASIBILITY
MGGW EXECUTIVE
SALEM ARMORY VAULT
SALEM ARMORY HALL
OWEN SUMMERS
MGGW SIPR CONSTRUCTION
LAGRANDE SIPR CONSTRUCTION
MGGW SIPR RENOVATION
KLIEVER ARMORY F
RTC N RESERVOIR D
CORVALLIS PARKING
CORVALLIS PARKING

# Facility Strategies

## Base Budget Deferred Maintenance Execution: 23-25

- OMD received deferred maintenance funding in 23-25. With this funding OMD has been able to work on the backlog of deferred maintenance projects. Here is a list of major completed or underway projects in 23-25 biennia, thanks to State contributions and federal match.

HERMISTON HVAC DDC RPL
HERMISTON DDC REPL
LA GRANDE ARMORY HVAC SYSTEM UPG
WOODBURN ARMORY ROOF RPL DESIGN
PENDLETON ARMORY HVAC PARTIAL REPL DESIGN
ARC FIRE ALARM SYSTEM DESIGN ONLY
CORC FIRE ALARM DESIGN ONLY
CORC HVAC
LANDSCAPE DESIGN (ONTARIO, LANE, OS)
LANDSCAPE DESIGN (ARC-AMEND 1&2)
BEND ARMORY FIRE ALARM DESIGN
MILTON FREEWATER RC HVAC & AMEND 1
BEND ARMORY POV PARKING DESIGN
CORC POV ASPHALT DESIGN
MILTON FREEWATER RC DDC
ONTARIO ARMORY DDC
SALEM ARMORY LATRINE/WINDOW DESIGN
SALEM AUDITORIUM LATRINE DESIGN
SALEM AUDITORIUM HAZ SURVEY
MILTON FREEWATER HVAC DESIGN AMEND 1
SALEM ARMORY HVAC DESIGN
WOODBURN ARMORY SEISMIC DESIGN
FOREST GROVE FEASIBILITY
MGGW EXECUTIVE SUITE RENO DESIGN
SALEM ARMORY VAULT DOOR
SALEM ARMORY HAZ SURVEY AMEND 1

OWEN SUMMERS SEISMIC DES
MGGW SIPR CONSTRUCTION
LAGRANDE SIPR CONSTRUCTION
MGGW SIPR RENOVATIONS
KLIEVER ARMORY FENCE
RTC N RESERVOIR DESIGN
CORVALLIS PARKING DESIGN
CORVALLIS PARKING CONSTRU
ONTARIO ARMORY LANDSCAP
BEND ARMORY POV PARKING
CORC PRINEVILLE POV PARKIN
OWEN SUMMERS LANDSCAPIN
KLIEVER ARMORY FENCE CONS
LANE CNTY AFRC LANDSCAPIN
KLIEVER ARMORY CLEAN AND
LEAD DUST SAMPLING
FOREST GROVE SIPR
BEND SIPR ACOUSTICAL PANEL
LANE CNTY SIPR ACOUSTICAL F
OS REG BLDG MAT SURVEY
OS RC GEOTECHNICAL ENG SE
MEDFORD ARMORY DOORS
NEWPORT RC RESTROOM DESI
SALEM AREA SPACE UTILIZATI
CWO BLDG 6510 REROOF

# Facility Strategies

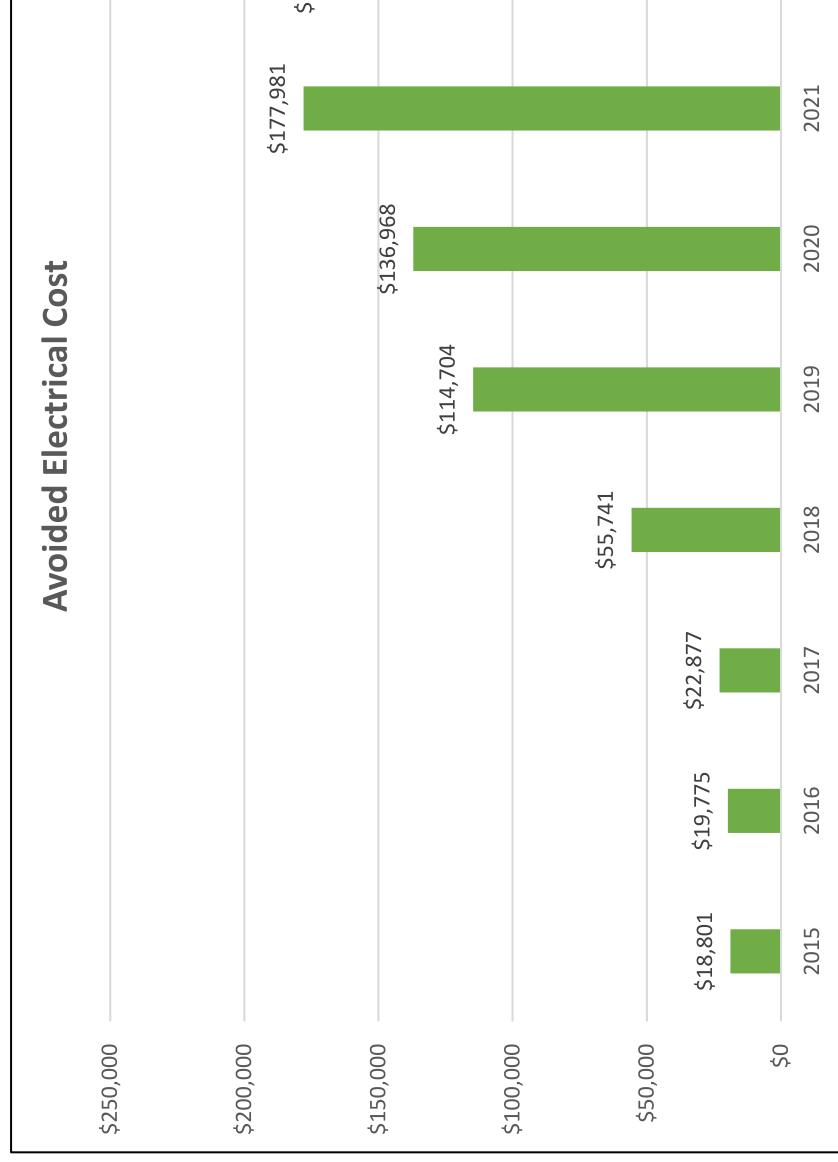
## Base Budget Deferred Maintenance Proposed: 25-27

- OMD is preparing to execute additional deferred maintenance funding in 25-27. Here is a list of possible 25-27 projects with State and federal match.

Newport Armory Abatement and Repaint	La Grande Heat Loop Pipe Repair
Newport Armory Latrine Remodel (Construction only)	Pendleton Armory HVAC Upgrade
Woodburn Armory POV Parking Resurface (Design Only)	Forest Grove Armory Motor Pool
Woodburn Roof Replacement (Construction only)	The Dalles Solar PV Add (52KW)
Baker City RC DDC	Albany Armory HVAC Upgrade
Salem Armory HVAC Upgrades (Construction Only)	McMinnville Armory Roof Repair
Salem Auditorium HVAC Replacement (Design Only)	Forest Grove Motor Pool Comp
Salem Armory Latrine and Window Upgrades (CONSTRUCTION ONLY)	Klamath Falls Readiness Center
Salem Auditorium Latrine	Medford Armory Generator
CORC Fire Alarm System Replacement (Construction Only)	McMinnville Armory REEP/Backup
ARC Fire Alarm Panel (Construction Only)	Gresham Security Fence
CWO Museum HVAC Upgrade (Construction Only)	Bend Armory Solar PV
Ashland Armory Gravel Compound Resurface	CORC Solar PV
Salem Armory Fire Alarm Upgrade	Camp Withycombe Lighting
Lane County AFRC G Co Office Reconfiguration (Design Only)	CORC Roof Replacement
Forest Grove Exterior Door	Gresham Fire Alarm Panel Repair
Woodburn Stucco and Paint	Bend Fire Alarm Panel Upgrade
Camp Withycombe DDC Control	ARC EST Heating
Roseburg Armory Security Gates	McMinnville Armory Latrine Repair
Medford Armory Security Enhancements	Owen Summers Overhead Solar
ARC Rm 187 (only) HVAC installation	Ft Dalles Ground Source Heat Pump
Forest Grove Richard Miller Washrack Canopy	Kliever Armory Compound Hardening
MGGW Perimeter Fencing	CWO AFRC SIPR Room HVAC at
Hermiston POV Parking Resurface	Maison Armory Roof Replacement
Maison Security Fence	JOC Renovation Improvements
Grants Pass Armory Loading Ramp	Bend Armory DDC Controls
Pendleton AASF2 HEMTT Parking Re-Work	CWO 6555 HVAC
Grants Pass Armory Security Fence and Gates	Maison Armory Kitchen Upgrade
Medford Armory Security Fence	Medford Armory Small Boiler Replacement
ARC MGGW Trail	Medford FMS HVAC Upgrade
MGGW Security Fence	Ashland Armory Loading Ramp

# Facility Strategies

## Avoided Electrical Cost by using Solar PV Production



# Major Project

## New Linn County Readiness Center

- Replacing old 1950s Armory, 15,600 SF
  - Outdated - Roof, windows, kitchen, latrines and other major areas.
  - Undersized - Lack of adequate space to perform mission.
  - Street parking only
- New Readiness Center, 44,125 SF
  - Authorized space.
  - Conformance with current building code.
  - Seismic code and resiliency capability.

## • State share requested \$7M

• Fed share \$28M

• 2026 - 2029

Old Lebanon Armory



# Major Project


## New Southern Oregon Micro-Armory – Klamath Falls

- Replacing the disposed Klamath Falls Armory
  - Unit is currently housed in a temporary 1,900 sf storage building.
  - Lack of authorized space to perform mission.
- New 7,500 sf facility
  - Conformance with current building code.
  - Additional space and resiliency upgrades.
  - Facilitate underserved community.

• **State share requested \$2M**

• **Fed share requested \$3.75M**

• **2025 - 2028**



# Major Project

## Salem Armory & Auditorium Armory Service Life Extension Program (ASLEP) and Regional Emergency Enhancements Program (REEP)

- Salem Armory & Auditorium, built in 1961, approximately 55,501 square feet.
- Conformance with current building code.
- Repair failing Mechanical, Electrical, Plumbing & Structural components.
- Remodel assembly hall, kitchen, and expand latrines.
- Add resiliency & seismic upgrades.

• **State funds request \$6.3M**

• 2026 - 2029



# Major Project


## Woodburn Armory Service Life Extension Program (ASLEP) and Regional Emergency Enhancements Program (REEP)

- Woodburn Armory, built in 1957, approximately 23,033 square feet.
- Conformance with current building code.
- Replace outdated, inefficient, or defective building systems.
- Repair failing Mechanical, Electrical, and Plumbing.
- Remodel assembly hall, kitchen, and expand latrines.
- Improve failed parking areas and landscaping.
- Add resiliency & seismic upgrades.

• **State share requested \$3.1M**

• Fed share requested \$3.1M

• 2027 - 2029



# Major Project

## **Bend Armory Service Life Extension Program (ASLEP)**

- Bend Armory, built in 1993, approximately 40,460 square feet.
- Conformance with current building code
- Replace outdated, inefficient, or defective building systems
- Repair failing Mechanical, Electrical, and Plumbing.
- Remodel assembly hall, kitchen, latrines, and other vital areas.
- Improve landscaping.
- Add resiliency upgrades.

• **State funds requested \$9.4M**

• 2026 - 2029

# Major Project

## Oregon Youth Challenge Program Athletic Field

- Construction of new multi-purpose outdoor athletic field
- Improve physical and mental health of at-risk youth
- Eliminate the need & cost to transport students to Bend's public parks
- Athletic field will consist of outdoor running track and soccer/football field.

• **State funds requested \$5M**

• 2025 - 2026

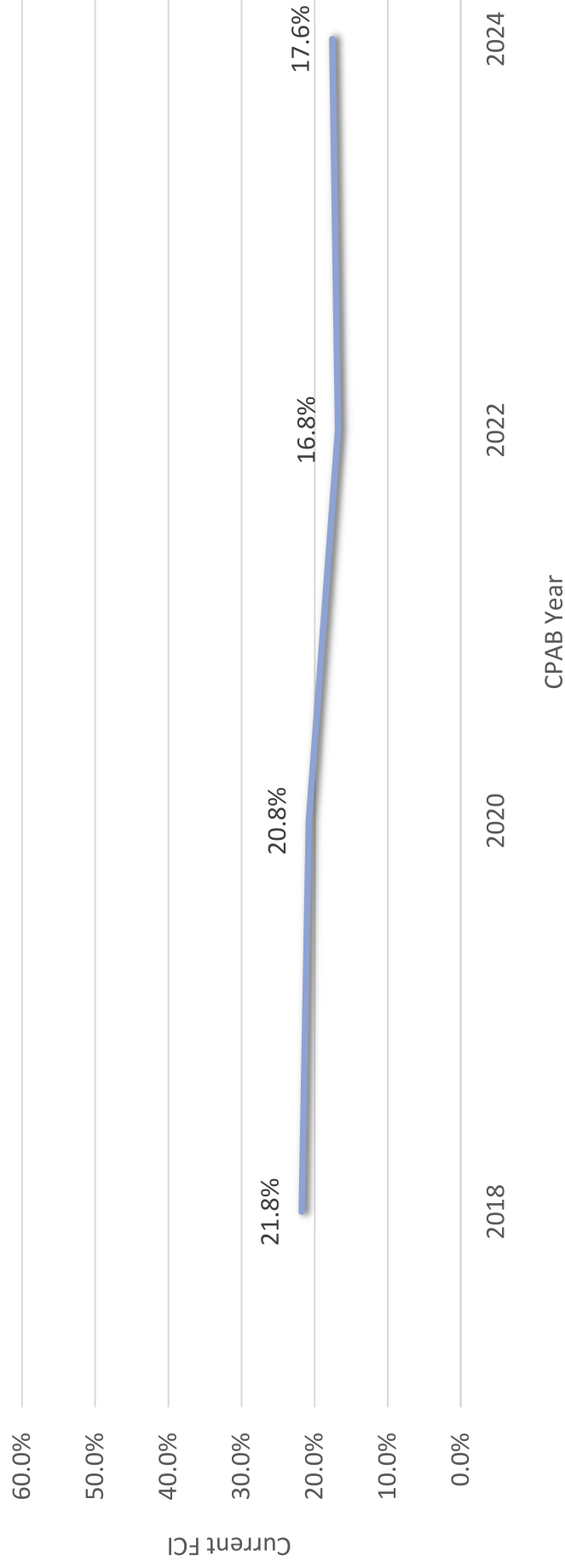


# Major Project Summary

PROJECT NAME	TOTAL	STATE COST	FED COST	DM/CR	RESILIENCE	MODERNIZATION
New Linn County Readiness Center	\$35,000,000	\$7,000,000	\$28,000,000	\$5,000,000	\$0	\$30,000,000
New Southern Oregon Micro-Armory – Klamath Falls	\$5,750,000	\$2,000,000	\$3,750,000	\$350,000	\$0	\$5,400,000
Salem Armory & Auditorium (ASLEP & REEP)	\$6,300,000	\$6,300,000	\$0	\$3,100,000	\$1,640,000	\$1,560,000
Woodburn Armory (ASLEP & REEP)	\$6,162,196	\$3,081,098	\$3,081,098	\$2,970,480	\$1,737,080	\$1,454,636
Bend Armory (ASLEP)	\$9,400,000	\$9,400,000	\$0	\$3,225,000	\$3,956,000	\$2,219,000
OYCP Athletic Field	\$5,047,680	\$5,047,680	\$0	\$0	\$0	\$5,047,680

# Facility Condition

## OMD Portfolio Facility Condition Index (FCI)



# Facility Plan Summary

## OMD Portfolio Summary

AGENCY PLAN SUMMARY	DM/LIFE SAFETY (PRIORITY 1)	CAPITAL RENEWAL (PRIORITY 2)	CAPITAL RENEWAL (PRIORITY 3)	SEISMIC/RISK (PRIORITY 4)	MODERNIZATION (NET PRIORITY 5)
DM/CR	\$189,741,011	\$88,096,083	\$39,539,451	\$0	\$0
Resilience/Risk	\$0	\$0	\$0	\$333,133,670	\$0
Modernization	\$0	\$0	\$0	\$0	\$296,972,619
Total	\$189,741,011	\$88,096,083	\$39,539,451	\$333,133,670	\$296,972,619

Facility Plan - Maintenance Priority 1-4  
2025-27 Biennium

Agency Name Oregon Military Department

Current Maintenance Priority 1-4 for Owned Assets Over \$1M CRV

Campus	Building ID	Building Name	IPAN Data (incl Soft Costs)										Agency Input	
			Construction Year	Gross Square Footage	Current Replacement Value	Priority 1 - Currently Critical (Safety, DM, Compliance)	Priority 2 - Potentially Critical (Near Term Capital Expenditure, Functionality)	Priority 3 - Not Critical (Mid-Term)	Priority 4 - Strategic / Natural Hazard (if applicable)	Total (G+H+I+J)	Current FCF less Strategic Nat Haz (G+H) (F)	2023-25 LAB Approved	Remaining Estimated (Estimated) Columns K-M	
OMD - ALBANY	236399	Albany Armory	1975	17,062	\$9,176,777	\$2,642,200	\$640,500	\$73,250	\$1,706,200	\$5,062,150	\$6,768,350	36.6%	\$0	\$5,062,150
OMD - ALBANY	236401	Maintenance Training Bays	2003	4,099	\$2,463,703	\$144,900	\$168,000	\$469,000	\$469,000	\$274,070	\$2,740,700	14.2%	\$0	\$2,740,700
OMD - ASHLAND	566192	Ashtand Armory	1985	22,982	\$12,360,272	\$1,097,250	\$223,410	\$2,210,100	\$2,210,100	\$3,839,857	\$3,839,857	12.2%	\$0	\$3,839,857
OMD - ASHLAND	558980	Heated Storage	2008	4,100	\$1,865,922	\$0	\$0	\$17,120	\$410,000	\$427,120	\$427,120	0.9%	\$0	\$427,120
OMD - BAKER CITY	555944	Baker City Readiness Center	2004	28,755	\$15,465,844	\$1,555,600	\$783,550	\$195,690	\$2,875,500	\$5,409,800	\$6,409,800	16.4%	\$0	\$5,409,800
OMD - BAKER CITY	557908	Maintenance Training Bays	2004	4,761	\$2,521,303	\$225,700	\$129,600	\$20,020	\$476,100	\$851,420	\$851,420	14.9%	\$0	\$851,420
OMD - BEND	245338	Band Armory	1993	40,480	\$21,761,364	\$1,344,250	\$1,155,600	\$308,150	\$4,046,000	\$6,852,000	\$6,852,000	12.9%	\$0	\$6,852,000
OMD - BEND COTFE	244963	YCP Educational Facility	1986	73,694	\$48,499,807	\$5,211,450	\$1,426,830	\$297,750	\$7,999,400	\$14,305,430	\$14,305,430	14.9%	\$0	\$14,305,430
OMD - BIAK COUTES	569018	Brett Hall BIAK	1986	19,990	\$12,640,675	\$3,960,020	\$1,095,100	\$1,205,880	\$1,999,000	\$8,260,000	\$8,260,000	49.5%	\$0	\$8,260,000
OMD - BIAK COUTES	569424	Storage GP INST	1986	6,000	\$1,089,185	\$197,850	\$33,950	\$8,680	\$600,000	\$840,480	\$840,480	11.5%	\$0	\$840,480
OMD - BIAK COUTES	569425	CHP South BIAK	1986	6,000	\$2,730,617	\$107,300	\$21,410	\$4,950	\$600,000	\$733,660	\$733,660	4.9%	\$0	\$733,660
OMD - BIAK COUTES	988478	COUTES Warehouse	1988	4,100	\$1,865,922	\$167,800	\$196,280	\$29,400	\$410,000	\$602,400	\$602,400	13.0%	\$0	\$602,400
OMD - BIAK COUTES	988476	COUTES FMS	1979	12,960	\$6,863,682	\$679,000	\$319,250	\$251,190	\$1,296,000	\$2,545,440	\$2,545,440	16.2%	\$0	\$2,545,440
OMD - BIAK COUTES	988415	CHP COUTES	2002	10,000	\$1,815,309	\$115,000	\$97,850	\$20,300	\$1,000,000	\$1,233,150	\$1,233,150	12.8%	\$0	\$1,233,150
OMD - BOARDMAN TNAV	1418167	UASOF - UAS TRAINING FACILITY - PN 410818	2002	12,338	\$7,949,981	\$0	\$0	\$794,998	\$1,233,800	\$2,028,798	\$2,028,798	0.0%	\$0	\$2,028,798
OMD - BOARDMAN TNAV	1418168	VEH STOR INST - PN 410818	2022	10,395	\$1,686,393	\$0	\$0	\$168,639	\$1,039,500	\$1,686,393	\$1,686,393	10.0%	\$0	\$1,686,393
OMD - CAMP ADAIR	1070872	Simulator Building NON MOT	2013	1,200	\$9,979,165	\$0	\$2,510	\$7,000	\$120,000	\$129,510	\$129,510	0.1%	\$0	\$129,510
OMD - CAMP RILEA	569782	Camp Rilea Armory	1980	22,778	\$12,251,836	\$619,840	\$189,860	\$842,110	\$2,777,933	\$3,908,843	\$3,908,843	13.3%	\$0	\$3,908,843
OMD - CAMP RILEA	569783	Maintenance Training Bays - Old FMS	1980	2,708	\$1,598,012	\$103,600	\$76,800	\$6,340	\$270,800	\$457,540	\$457,540	9.3%	\$0	\$457,540
OMD - CAMP RILEA	569720	Kilroy AAFES	1931	9,499	\$3,033,202	\$492,650	\$252,970	\$21,220	\$949,900	\$1,889,140	\$1,889,140	31.0%	\$0	\$1,889,140
OMD - CAMP RILEA	567221	FMS and Fitness Center Gym	1991	20,852	\$9,470,625	\$1,479,750	\$812,290	\$35,000	\$2,085,200	\$4,413,140	\$4,413,140	24.6%	\$0	\$4,413,140
OMD - CAMP RILEA	567222	Post Headquarters	1994	9,434	\$5,991,233	\$226,630	\$544,400	\$1,830	\$943,400	\$1,715,660	\$1,715,660	12.9%	\$0	\$1,715,660
OMD - CAMP RILEA	555003	Simulation Center	2003	11,320	\$9,245,981	\$152,950	\$505,450	\$49,750	\$1,132,000	\$1,840,150	\$1,840,150	7.4%	\$0	\$1,840,150
OMD - CAMP RILEA	567223	Enlisted Barracks McCall Hall	1984	21,261	\$11,651,218	\$532,300	\$599,800	\$104,960	\$2,126,100	\$3,332,960	\$3,332,960	10.7%	\$0	\$3,332,960
OMD - CAMP RILEA	567224	Enlisted Barracks Straub Hall	1985	21,261	\$11,651,218	\$607,150	\$607,150	\$252,070	\$2,126,100	\$3,598,070	\$3,598,070	12.8%	\$0	\$3,598,070
OMD - CAMP RILEA	567225	Enlisted Barracks Atteyah Hall	1984	21,261	\$11,651,218	\$562,850	\$509,500	\$44,660	\$2,126,100	\$3,243,110	\$3,243,110	9.6%	\$0	\$3,243,110
OMD - CAMP RILEA	567226	Enl Barracks Hatfield Hall	1984	17,966	\$9,485,490	\$613,600	\$103,800	\$86,290	\$1,796,600	\$2,600,290	\$2,600,290	8.5%	\$0	\$2,600,290
OMD - CAMP RILEA	569892	Enl Barracks Anderson Hall	1984	21,261	\$11,651,218	\$713,900	\$289,650	\$14,690	\$2,126,100	\$3,144,340	\$3,144,340	8.7%	\$0	\$3,144,340
OMD - CAMP RILEA	569893	Enlisted Barracks White Hall	1984	17,966	\$9,485,490	\$612,400	\$59,300	\$79,190	\$1,796,600	\$2,547,490	\$2,547,490	7.9%	\$0	\$2,547,490
OMD - CAMP RILEA	569907	M.E.S. Warehouse	1989	3,750	\$1,726,236	\$89,000	\$50,000	\$17,690	\$275,000	\$278,220	\$278,220	24.1%	\$0	\$278,220
OMD - CAMP RILEA	569909	Vehicle Storage	1987	24,668	\$3,909,518	\$12,850	\$107,600	\$75,000	\$2,468,000	\$2,663,710	\$2,663,710	8.1%	\$0	\$2,663,710
OMD - CAMP RILEA	567407	Vehicle Storage	1987	27,496	\$4,246,251	\$420,500	\$110,500	\$52,000	\$2,749,600	\$3,332,600	\$3,332,600	13.7%	\$0	\$3,332,600
OMD - CAMP RILEA	569901	Vehicle Storage UTES	1987	12,348	\$1,906,921	\$341,500	\$7,500	\$58,000	\$1,234,800	\$1,641,800	\$1,641,800	21.3%	\$0	\$1,641,800
OMD - CAMP RILEA	569903	FMS UTES	1987	12,061	\$6,382,506	\$376,200	\$408,800	\$195,050	\$1,206,100	\$2,186,150	\$2,186,150	15.4%	\$0	\$2,186,150
OMD - CAMP RILEA	569905	CHP	1998	20,000	\$3,630,618	\$147,000	\$149,300	\$84,370	\$2,000,000	\$2,360,670	\$2,360,670	9.9%	\$0	\$2,360,670
OMD - CAMP RILEA	1079225	CHP	2011	14,400	\$2,614,045	\$115,000	\$151,390	\$26,100	\$1,440,000	\$1,617,490	\$1,617,490	8.8%	\$0	\$1,617,490
OMD - CAMP RILEA	570358	Dining Facility	1935	5,300	\$4,897,183	\$849,200	\$51,900	\$106,000	\$530,000	\$1,537,100	\$1,537,100	20.6%	\$0	\$1,537,100
OMD - CAMP RILEA	567410	Administrative Lab	1935	1,652	\$1,145,971	\$25,100	\$33,610	\$22,930	\$165,200	\$246,840	\$246,840	7.1%	\$0	\$246,840
OMD - CAMP RILEA	565696	UPH Chateau	1935	2,373	\$1,113,615	\$203,700	\$40,430	\$24,800	\$237,300	\$506,230	\$506,230	24.1%	\$0	\$506,230
OMD - CAMP RILEA	565885	Facility Warehouse	1987	6,000	\$2,730,617	\$7,500	\$36,020	\$4,200	\$600,000	\$646,720	\$646,720	1.7%	\$0	\$646,720
OMD - CAMP RILEA	1418172	Mia Ben	1984	11,198	\$4,149,466	\$2,642,985	\$264,207	\$132,100	\$3,598,070	\$3,359,070	\$3,359,070	24.1%	\$0	\$3,359,070
OMD - CAMP RILEA	567428	Hitchman House	1970	3,188	\$1,409,364	\$117,130	\$58,565	\$18,810	\$318,800	\$1,685,787	\$1,685,787	95.6%	\$0	\$1,685,787
OMD - CAMP RILEA	565886	Koski Hall BOQ	1994	5,450	\$2,390,118	\$299,450	\$199,550	\$72,870	\$545,000	\$1,116,870	\$1,116,870	23.9%	\$0	\$1,116,870
OMD - CAMP RILEA	565887	Koski Hall BEQ	1994	12,340	\$5,411,752	\$1,485,000	\$666,450	\$131,750	\$1,234,000	\$3,517,200	\$3,517,200	42.2%	\$0	\$3,517,200
OMD - CAMP RILEA	564515	Trop Clinic	1962	4,362	\$3,130,668	\$0	\$0	\$436,200	\$436,200	\$0	\$0	0.0%	\$0	\$436,200
OMD - CAMP RILEA	564516	Buttong HQ Transient	1935	2,500	\$1,269,801	\$39,350	\$57,010	\$35,360	\$250,000	\$381,720	\$381,720	10.1%	\$0	\$381,720
OMD - CAMP RILEA	569472	UTES FATS MARF Rng 14	1998	3,598	\$2,142,187	\$174,500	\$151,390	\$59,700	\$1,440,000	\$2,099,160	\$2,099,160	14.3%	\$0	\$2,099,160
OMD - CAMP RILEA	569452	MARF Range Maint Rng 14	2000	3,420	\$1,821,615	\$15,000	\$120,960	\$31,920	\$342,000	\$509,880	\$509,880	9.2%	\$0	\$509,880
OMD - CAMP RILEA	1020057	Air Assault Classroom	2009	3,360	\$2,228,846	\$0	\$5,400	\$790	\$336,000	\$342,190	\$342,190	0.3%	\$0	\$342,190
OMD - CAMP RILEA	565557	Supply	1930	5,675	\$2,711,605	\$257,500	\$99,940	\$47,950	\$567,450	\$972,840	\$972,840	15.0%	\$0	\$972,840
OMD - CAMP RILEA	565558	Cold Storage TISA	1930	4,809	\$1,008,238	\$158,350	\$185,520	\$7,110	\$480,850	\$851,830	\$851,830	34.8%	\$0	\$851,830
OMD - CAMP RILEA	565559	Post Billing	1940	1,940	\$1,021,494	\$106,000	\$20,400	\$63,200	\$194,000	\$404,700	\$404,700	15.9%	\$0	\$404,700
OMD - CAMP RILEA	565563	Post Support Roads & Grounds	1939	2,587	\$1,363,417	\$249,350	\$29,690	\$39,690	\$356,700	\$633,700	\$633,700	26.8%	\$0	\$633,700
OMD - CAMP RILEA	557809	Training Conference Facility	1935	2,685	\$2,444,102	\$44,620	\$20,710	\$49,420	\$368,450	\$482,600	\$482,600	4.7%	\$0	\$482,600
OMD - CAMP RILEA	556721	Range Target Storage Rng 15	2001	2,520	\$1,342,242	\$15,500	\$30,050	\$150,700	\$252,000	\$448,250	\$448,250	14.6%	\$0	\$448,250
OMD - CAMP RILEA	1036025	Wildland Fire Station	2011	2,310	\$1,704,360	\$0	\$39,900	\$25,820	\$231,000	\$296,720	\$296,720	3.9%	\$0	\$296,720
OMD - CAMP RTC	959889	FIRE STATION	1941	10,842	\$8,841,471	\$448,820	\$835,570	\$2,630	\$1,084,200	\$2,371,220	\$2,371,220	14.6%	\$0	\$2,371,220
OMD - CAMP RTC	959897	WAGONS/USING INT	1942	10,942	\$2,867,742	\$212,950	\$172,950	\$43,800	\$1,084,200	\$1,633,900	\$1,633,900	14.3%	\$0	\$1,633,900
OMD - CAMP RTC	959888	VEH MAINT SHOP	1942	13,668	\$7,883,660	\$534,600	\$699,600	\$16,700	\$1,346,900	\$2,887,800	\$2,887,800	15.7%	\$0	\$2,887,800
OMD - CAMP RTC	959890	ENGR MAINT FAC	1942	4,300	\$1,005,241	\$168,799	\$526,750	\$251,650	\$430,000	\$1,377,199	\$1,377,199	94.2%	\$0	\$1,377,199
OMD - CAMP RTC	959892	FLAM MAT STR IN	1942	1,567	\$1,324,314	\$122,200	\$18,840	\$870	\$156,700	\$298,610	\$298,610	10.7%	\$0	\$298,610
OMD - CAMP RTC	959893	VEH STOR INST	1942	6,748	\$1,511,799	\$478,130	\$335,015	\$217,290	\$674,800	\$1,703,235	\$1,703,235	89.3%	\$0	\$1,703,235
OMD - CAMP RTC	959233	AT OFF QTRS	1941	4,370	\$2,158,713	\$166,100	\$38,420	\$310,000	\$437,000	\$611,620	\$611,620	8.1%	\$0	\$611,620



OMD - CAMP RILEA	565894	Hilltop	1931	770	\$344,143	\$0	\$27,050	\$118,760	\$0	\$145,810	42.4%	\$0	\$145,810
OMD - CAMP RILEA	565895	Storage Hst	1931	772	\$442,360	\$85,150	\$16,450	\$0	\$0	\$101,600	23.0%	\$0	\$101,600
OMD - CAMP RILEA	6401554	General Storage LITES	1990	320	\$32,665	\$8,166	\$3,267	\$1,633	\$0	\$13,066	40.0%	\$0	\$13,066
OMD - CAMP RILEA	570357	Chapel	1940	1,652	\$849,067	\$0	\$38,610	\$55,230	\$0	\$93,840	10.8%	\$0	\$93,840
OMD - CAMP RILEA	570359	Transient Laundry	1935	1,620	\$316,520	\$0	\$155,400	\$12,000	\$0	\$147,400	46.6%	\$0	\$147,400
OMD - CAMP RILEA	570360	Physical Fitness Center	1935	1,652	\$623,449	\$0	\$34,000	\$12,160	\$0	\$46,160	7.4%	\$0	\$46,160
OMD - CAMP RILEA	562535	Facility Shop Office	1935	1,878	\$396,797	\$8,500	\$18,550	\$37,480	\$0	\$64,530	16.3%	\$0	\$64,530
OMD - CAMP RILEA	562536	Facility Carpenter Shop	1935	1,890	\$399,759	\$0	\$178,040	\$0,050	\$0	\$183,090	45.8%	\$0	\$183,090
OMD - CAMP RILEA	562537	Facility Electrical HVAC	1935	1,652	\$349,419	\$0	\$23,300	\$83,550	\$0	\$107,050	30.6%	\$0	\$107,050
OMD - CAMP RILEA	562538	Facility Plumbing	1935	1,652	\$349,419	\$0	\$33,000	\$83,550	\$0	\$116,550	33.4%	\$0	\$116,550
OMD - CAMP RILEA	567411	Facility General Storage	1935	1,652	\$751,830	\$2,600	\$89,000	\$11,100	\$0	\$102,700	13.7%	\$0	\$102,700
OMD - CAMP RILEA	562539	Facility Paint Shop	1935	1,652	\$349,419	\$15,500	\$105,260	\$4,550	\$0	\$125,310	35.9%	\$0	\$125,310
OMD - CAMP RILEA	562540	General Storage	1935	1,652	\$751,830	\$6,300	\$80,650	\$15,330	\$0	\$102,280	13.6%	\$0	\$102,280
OMD - CAMP RILEA	562541	Facility Roads/Grounds	1935	1,652	\$349,419	\$1,450	\$85,950	\$10,300	\$0	\$97,700	28.0%	\$0	\$97,700
OMD - CAMP RILEA	567413	UPN Cottage	1935	1,652	\$738,343	\$22,900	\$73,300	\$13,390	\$0	\$108,980	14.8%	\$0	\$108,980
OMD - CAMP RILEA	6402903	Facility Haz Material Storage	1995	70	\$11,070	\$2,768	\$1,107	\$554	\$0	\$4,428	40.0%	\$0	\$4,428
OMD - CAMP RILEA	563428	Hitchman Barn	1970	1,058	\$43,078	\$1,373,343	\$68,672	\$0	\$1,579,448	3666.5%	\$0	\$1,579,448	
OMD - CAMP RILEA	565888	Visiting Officer Qtrs	1940	1,590	\$710,632	\$29,500	\$59,650	\$6,920	\$0	\$86,070	13.5%	\$0	\$86,070
OMD - CAMP RILEA	565889	Koski Annex	1940	1,586	\$592,155	\$56,000	\$84,270	\$24,020	\$0	\$164,290	27.7%	\$0	\$164,290
OMD - CAMP RILEA	565855	Enlisted Barracks	1939	365	\$160,072	\$9,600	\$31,200	\$9,300	\$0	\$49,100	30.7%	\$0	\$49,100
OMD - CAMP RILEA	565856	Enlisted Barracks	1940	365	\$160,072	\$12,800	\$25,610	\$8,050	\$0	\$46,460	29.0%	\$0	\$46,460
OMD - CAMP RILEA	565857	Enlisted Barracks	1940	365	\$160,072	\$12,800	\$25,610	\$8,050	\$0	\$46,460	29.0%	\$0	\$46,460
OMD - CAMP RILEA	565858	Enlisted Barracks	1940	365	\$160,072	\$12,800	\$25,610	\$8,050	\$0	\$46,460	29.0%	\$0	\$46,460
OMD - CAMP RILEA	565859	Enlisted Barracks	1940	365	\$160,072	\$12,800	\$25,610	\$8,050	\$0	\$46,460	29.0%	\$0	\$46,460
OMD - CAMP RILEA	565860	Enlisted Barracks	1940	365	\$160,072	\$12,800	\$25,610	\$8,050	\$0	\$46,460	29.0%	\$0	\$46,460
OMD - CAMP RILEA	565861	Enlisted Barracks	1940	365	\$160,072	\$12,800	\$25,610	\$8,050	\$0	\$46,460	29.0%	\$0	\$46,460
OMD - CAMP RILEA	564513	Enlisted Barracks	1940	365	\$160,072	\$12,800	\$0	\$7,390	\$0	\$20,190	12.6%	\$0	\$20,190
OMD - CAMP RILEA	564514	Toilet Shower	1940	648	\$188,869	\$40,418	\$69,450	\$67,990	\$0	\$177,858	94.2%	\$0	\$177,858
OMD - CAMP RILEA	565360	Enlisted Barracks	1935	420	\$184,193	\$6,400	\$15,260	\$5,480	\$0	\$27,140	14.7%	\$0	\$27,140
OMD - CAMP RILEA	568714	Enlisted Barracks	1935	420	\$184,193	\$6,400	\$40,220	\$5,550	\$0	\$52,170	28.3%	\$0	\$52,170
OMD - CAMP RILEA	574326	Enlisted Barracks	1935	420	\$184,193	\$6,400	\$9,570	\$29,980	\$0	\$45,950	24.9%	\$0	\$45,950
OMD - CAMP RILEA	568732	Administrative	1935	800	\$350,843	\$38,600	\$59,090	\$1,500	\$0	\$99,190	28.3%	\$0	\$99,190
OMD - CAMP RILEA	574327	AT Enlisted Barracks	1935	256	\$112,270	\$6,000	\$17,050	\$3,350	\$0	\$26,400	23.5%	\$0	\$26,400
OMD - CAMP RILEA	568735	Enlisted Barracks	1935	256	\$112,270	\$9,400	\$2,350	\$2,000	\$0	\$13,750	12.2%	\$0	\$13,750
OMD - CAMP RILEA	574290	Enlisted Barracks	1935	256	\$112,270	\$6,000	\$7,200	\$3,350	\$0	\$16,550	14.7%	\$0	\$16,550
OMD - CAMP RILEA	564571	Enlisted Barracks	1940	365	\$160,072	\$4,200	\$0	\$2,950	\$0	\$20,470	12.8%	\$0	\$20,470
OMD - CAMP RILEA	564573	RTI Range Target Storage	1935	800	\$350,843	\$25,500	\$71,020	\$26,850	\$0	\$123,370	35.2%	\$0	\$123,370
OMD - CAMP RILEA	564576	KD Range Support	1988	504	\$268,448	\$33,150	\$84,210	\$6,050	\$0	\$123,410	46.0%	\$0	\$123,410
OMD - CAMP RILEA	564577	KD Target Storage	1939	640	\$340,887	\$17,950	\$61,470	\$19,500	\$0	\$98,920	29.0%	\$0	\$98,920
OMD - CAMP RILEA	564578	Patrol Shed	1940	216	\$115,049	\$3,550	\$29,500	\$2,550	\$0	\$35,600	30.9%	\$0	\$35,600
OMD - CAMP RILEA	564579	KD Ball Range Bldg	1940	704	\$374,029	\$43,850	\$140,500	\$14,000	\$0	\$202,850	53.9%	\$0	\$202,850
OMD - CAMP RILEA	564580	MARF Range Storage	1935	100	\$53,294	\$7,950	\$1,000	\$500	\$0	\$9,450	17.7%	\$0	\$9,450
OMD - CAMP RILEA	564581	Range or Target Storage	1950	36	\$19,175	\$590	\$1,200	\$1,000	\$0	\$2,790	14.6%	\$0	\$2,790
OMD - CAMP RILEA	564582	MARF Range Support	1992	928	\$494,286	\$68,300	\$119,950	\$12,240	\$0	\$100,490	20.3%	\$0	\$100,490
OMD - CAMP RILEA	566163	MARF Ammo Breakdown	1992	240	\$127,833	\$30,800	\$1,530	\$3,050	\$0	\$35,380	27.7%	\$0	\$35,380
OMD - CAMP RILEA	565471	MARF Restroom Rm 14	1992	400	\$111,034	\$8,500	\$7,580	\$5,940	\$0	\$21,920	19.7%	\$0	\$21,920
OMD - CAMP RILEA	11107587	Water Supply Treatment Building Potable	2011	1,310	\$290,960	\$0	\$290,960	\$15,110	\$0	\$29,820	10.2%	\$0	\$29,820
OMD - CAMP RILEA	1037071	Ammo Residue	2009	864	\$699,980	\$1,350	\$23,150	\$730	\$0	\$25,230	3.6%	\$0	\$25,230
OMD - CAMP RILEA	565874	Access Control Building AHA	1991	48	\$7,206	\$11,000	\$0	\$7,300	\$0	\$18,300	254.0%	\$0	\$18,300
OMD - CAMP RILEA	565854	Explosives Storage AHA	1992	195	\$151,211	\$109,690	\$2,250	\$0	\$0	\$111,940	74.0%	\$0	\$111,940
OMD - CAMP RILEA	5658769	Explosives Storage AHA	1992	195	\$151,211	\$109,690	\$2,250	\$0	\$0	\$111,940	74.0%	\$0	\$111,940
OMD - CAMP RILEA	565855	Explosives Storage AHA	1992	195	\$151,211	\$109,690	\$2,250	\$0	\$0	\$111,940	74.0%	\$0	\$111,940
OMD - CAMP RILEA	565856	Explosives Storage AHA	1992	195	\$151,211	\$109,690	\$2,250	\$0	\$0	\$111,940	74.0%	\$0	\$111,940
OMD - CAMP RILEA	568770	Commercial Laundry	1930	1,000	\$224,062	\$39,100	\$118,560	\$52,250	\$0	\$209,915	93.7%	\$0	\$209,915
OMD - CAMP RILEA	565860	Tng Site Cmd Storage	1930	1,553	\$742,113	\$50,500	\$134,590	\$2,900	\$0	\$187,990	25.3%	\$0	\$187,990
OMD - CAMP RILEA	565861	General Storage	1930	1,764	\$802,801	\$180,400	\$23,050	\$31,950	\$0	\$235,400	29.3%	\$0	\$235,400
OMD - CAMP RILEA	565862	Pool Storage Bldg	1930	1,764	\$802,801	\$6,300	\$202,390	\$10,100	\$0	\$219,420	27.3%	\$0	\$219,420
OMD - CAMP RILEA	6402962	LFX Control/Control Center	2007	266	\$73,644	\$43,240	\$17,296	\$8,648	\$0	\$69,183	93.8%	\$0	\$69,183
OMD - CAMP RILEA	11543009	RI Basin Enclosure	2012	144	\$21,619	\$0	\$0	\$0	\$0	\$0	0.0%	\$0	\$0
OMD - CAMP RILEA	36338046	Guard Shack REL OC	2012	55	\$78,596	\$12,525	\$5,010	\$2,505	\$0	\$20,039	25.5%	\$0	\$20,039
OMD - CAMP RILEA	555993	Two Squad Barracks	2002	2,148	\$942,013	\$29,500	\$0	\$106,340	\$0	\$135,840	14.4%	\$0	\$135,840
OMD - CAMP RILEA	555992	Four Man Hultent	2004	705	\$309,180	\$0	\$9,300	\$9,600	\$0	\$18,900	6.1%	\$0	\$18,900
OMD - CAMP RILEA	555991	Four Man Hultent	2004	705	\$309,180	\$0	\$9,300	\$9,600	\$0	\$18,900	6.1%	\$0	\$18,900
OMD - CAMP RILEA	555990	Two Squad Barracks	2002	1,965	\$861,758	\$0	\$18,000	\$84,120	\$0	\$103,120	11.9%	\$0	\$103,120
OMD - CAMP RILEA	555989	Two Squad Barracks	2002	1,965	\$861,758	\$0	\$18,000	\$85,750	\$0	\$103,750	12.0%	\$0	\$103,750
OMD - CAMP RILEA	555988	Two Squad Barracks	2002	1,965	\$861,758	\$0	\$18,000	\$85,750	\$0	\$103,750	12.0%	\$0	\$103,750
OMD - CAMP RILEA	555987	Two Squad Barracks	2002	1,965	\$861,758	\$0	\$18,000	\$85,750	\$0	\$103,750	12.0%	\$0	\$103,750
OMD - CAMP RILEA	555986	Two Squad Barracks	2002	1,965	\$861,758	\$0	\$18,000	\$85,750	\$0	\$103,750	12.0%	\$0	\$103,750
OMD - CAMP RILEA	555985	Two Squad Barracks	2002	1,965	\$861,758	\$0	\$18,000	\$85,750	\$0	\$103,750	12.0%	\$0	\$103,750
OMD - CAMP RILEA	32076055	ASP ESS Enclosure	2012	144	\$69,079	\$17,270	\$6,908	\$3,454	\$0	\$27,632	40.0%	\$0	\$27,632
OMD - CAMP RILEA	34206007	Ammo Hut ARMAQ2	2008	99	\$50,967	\$109,690	\$2,250	\$740	\$0	\$112,680	221.1%	\$0	\$112,680
OMD - CAMP RILEA	34210256	Ammo Hut ARMAQ2 Grenade Rg	2008	99	\$50,967	\$109,690	\$2,250	\$740	\$0	\$112,680	221.1%	\$0	\$112,680
OMD - CAMP RILEA	34215495	Ammo Hut ARMAQ3 Zero Ras	2008	99	\$50,967	\$109,690	\$2,250	\$740	\$0	\$112,680	221.1%	\$0	\$112,680
OMD - CAMP RILEA	34214753	Ammo Hut ARMAQ6 Zero Ras	2008	99	\$50,967	\$109,690	\$2,250	\$740	\$0	\$112,680	221.1%	\$0	\$112,680
OMD - CAMP RILEA	34216649	Ammo Hut ARMAQ5 Zero Ras	2008	99	\$50,967	\$109,690	\$2,250	\$740	\$0	\$112,680	221.1%	\$0	\$112,680
OMD - CAMP RILEA	34218305	Ammo Hut ARMAQ6 Zero Ras	2008	99	\$50,967	\$109,690	\$2,250	\$740	\$0	\$112,680	221.1%	\$0	\$112,680
OMD - CAMP RILEA	34232814	Ammo Hut ARMAQ 7 MRF Rg	2008	99	\$50,967	\$109,690	\$2,250	\$740	\$0	\$112,680	221.1%	\$0	\$112,680
OMD - CAMP RILEA	34295029	Ammo Hut ARMAQ6 M03 Rg	2008	99	\$50,967	\$109,690	\$2,250	\$740	\$0	\$112,680	221.1%	\$0	\$112,680
OMD - CAMP RILEA	11153266	Baselwv Printer Enclosure	2012	48	\$7,206	\$0	\$0	\$0	\$0	\$0	0.0%	\$0	\$0
OMD - CAMP RILEA	555925	Secondary Containment Bldg 7148a	2002	6,000	\$926,589	\$0	\$0	\$150,770	\$0	\$150,770	16.3%	\$0	\$150,770
OMD - CAMP RTC	959868	FUEL FAC BLDG	1942	410	\$229,357	\$113,550	\$19,120	\$3,500	\$0	\$136,170	59.4%	\$0	\$136,170
OMD - CAMP RTC	959891	ENTOMOLOGY Bldg	1942	1,581	\$352,001	\$146,300	\$27,990	\$0	\$0	\$174,290	49.5%	\$0	\$174,290
OMD - CAMP RTC	959896	SUB /SWIT STA BLD	1942	756	\$125,444	\$6,000	\$4,050	\$2,680	\$0	\$12,630	10.1%	\$0	\$12,630
OMD - CAMP RTC	959896	IS051 SCALE HOUSE	1941	139	\$74,655	\$16,141	\$6,456	\$3,228	\$0	\$25,826	34.9%	\$0	\$25,826
OMD - CAMP RTC	959251	AT OFF BLDG	1941	240	\$563,372	\$24,200	\$18,950	\$0	\$0	\$45,150	8.0%	\$0	\$45,150
OMD - CAMP RTC	959253	(5035) HEAT PLT BLDG	1942	1,537	\$242,893	\$48,956	\$19,582	\$9,791	\$0	\$78,329	32.2%	\$0	\$78,329
OMD - CAMP RTC	959254	SEP TOL/SOWER	1969	360	\$105,190	\$1,410	\$7,600	\$18,930	\$0	\$27,940	26.6%	\$0	\$27,940
OMD - CAMP RTC	959623	ACCESS CNT FAC	1982	64	\$78,596	\$33,900	\$670	\$0	\$0				

OMD - CAMP RTC	960833	IGLOO STR DEPT	1941	1,608	\$959,914	\$671,940	\$191,983	\$95,991	\$0	\$959,914	100.0%	\$0	\$959,914
OMD - CAMP RTC	960834	IGLOO STR DEPT	1941	1,608	\$959,914	\$671,940	\$191,983	\$95,991	\$0	\$959,914	100.0%	\$0	\$959,914
OMD - CAMP RTC	960841	IGLOO STR DEPT	1941	1,608	\$959,914	\$671,940	\$191,983	\$95,991	\$0	\$959,914	100.0%	\$0	\$959,914
OMD - CAMP RTC	960842	IGLOO STR DEPT	1941	1,608	\$959,914	\$671,940	\$191,983	\$95,991	\$0	\$959,914	100.0%	\$0	\$959,914
OMD - CAMP RTC	960843	IGLOO STR DEPT	1941	1,608	\$959,914	\$671,940	\$191,983	\$95,991	\$0	\$959,914	100.0%	\$0	\$959,914
OMD - CAMP RTC	960844	IGLOO STR DEPT	1941	1,608	\$959,914	\$671,940	\$191,983	\$95,991	\$0	\$959,914	100.0%	\$0	\$959,914
OMD - CAMP RTC	960845	IGLOO STR DEPT	1941	1,608	\$959,914	\$671,940	\$191,983	\$95,991	\$0	\$959,914	100.0%	\$0	\$959,914
OMD - CAMP RTC	960846	IGLOO STR DEPT	1941	1,608	\$959,914	\$671,940	\$191,983	\$95,991	\$0	\$959,914	100.0%	\$0	\$959,914
OMD - CAMP RTC	960847	IGLOO STR DEPT	1941	1,608	\$959,914	\$671,940	\$191,983	\$95,991	\$0	\$959,914	100.0%	\$0	\$959,914
OMD - CAMP RTC	960848	IGLOO STR DEPT	1941	1,608	\$959,914	\$671,940	\$191,983	\$95,991	\$0	\$959,914	100.0%	\$0	\$959,914
OMD - CAMP RTC	960849	IGLOO STR DEPT	1941	1,608	\$959,914	\$671,940	\$191,983	\$95,991	\$0	\$959,914	100.0%	\$0	\$959,914
OMD - CAMP RTC	960850	IGLOO STR DEPT	1941	1,608	\$959,914	\$671,940	\$191,983	\$95,991	\$0	\$959,914	100.0%	\$0	\$959,914
OMD - CAMP RTC	960851	IGLOO STR DEPT	1941	1,608	\$959,914	\$671,940	\$191,983	\$95,991	\$0	\$959,914	100.0%	\$0	\$959,914
OMD - CAMP RTC	960852	IGLOO STR DEPT	1941	1,608	\$959,914	\$671,940	\$191,983	\$95,991	\$0	\$959,914	100.0%	\$0	\$959,914
OMD - CAMP RTC	960853	IGLOO STR DEPT	1941	1,608	\$959,914	\$671,940	\$191,983	\$95,991	\$0	\$959,914	100.0%	\$0	\$959,914
OMD - CAMP RTC	960854	IGLOO STR DEPT	1941	1,608	\$959,914	\$671,940	\$191,983	\$95,991	\$0	\$959,914	100.0%	\$0	\$959,914
OMD - CAMP RTC	960855	IGLOO STR DEPT	1941	1,608	\$959,914	\$671,940	\$191,983	\$95,991	\$0	\$959,914	100.0%	\$0	\$959,914
OMD - CAMP RTC	960856	IGLOO STR DEPT	1941	1,608	\$959,914	\$671,940	\$191,983	\$95,991	\$0	\$959,914	100.0%	\$0	\$959,914
OMD - CAMP RTC	960867	IGLOO STR DEPT	1941	1,608	\$959,914	\$671,940	\$191,983	\$95,991	\$0	\$959,914	100.0%	\$0	\$959,914
OMD - CAMP RTC	960875	IGLOO STR DEPT	1941	1,608	\$959,914	\$671,940	\$191,983	\$95,991	\$0	\$959,914	100.0%	\$0	\$959,914
OMD - CAMP RTC	960893	IGLOO STR DEPT	1941	1,608	\$959,914	\$671,940	\$191,983	\$95,991	\$0	\$959,914	100.0%	\$0	\$959,914
OMD - CAMP RTC	1452758	SEAWSTR TRT -- WWTF PN 411503	2022	974	\$59,103	\$11,913	\$4,765	\$2,383	\$0	\$19,060	32.2%	\$0	\$19,060
OMD - CAMP RTC	1085626	STRG GP INST	1942	128	\$81,319	\$2,800	\$2,150	\$1,290	\$0	\$6,240	10.2%	\$0	\$6,240
OMD - CAMP RTC	1093271	Ammunition Issue RNG02 MRF	2011	168	\$137,130	\$0	\$0	\$6,600	\$0	\$6,600	4.8%	\$0	\$6,600
OMD - CAMP RTC	1093270	AMMO HUT INST	2011	168	\$137,130	\$0	\$0	\$500	\$0	\$500	0.4%	\$0	\$500
OMD - CAMP RTC	1097184	Range Support Facility MRF	2009	105	\$50,870	\$7,000	\$0	\$1,370	\$0	\$8,370	14.3%	\$0	\$8,370
OMD - CAMP RTC	1098973	Range Support Facility MP	2009	105	\$50,870	\$6,900	\$0	\$1,940	\$0	\$9,240	15.8%	\$0	\$9,240
OMD - CAMP RTC	1356120	OBSERVATION TOWER MRF	1941	80	\$40,577	\$0	\$1,750	\$0	\$0	\$1,750	4.3%	\$0	\$1,750
OMD - CAMP RTC	1356136	OBSERVATION TOWER	1942	80	\$40,577	\$0	\$920	\$840	\$0	\$1,760	4.3%	\$0	\$1,760
OMD - CAMP RTC	1500606	WTR SUP/TRT BLD - PN 411104	2022	746	\$11,891	\$0	\$0	\$11,789	\$0	\$11,789	10.0%	\$0	\$11,789
OMD - CAMP RTC	1487641	WATER SUP TRT BLDG POT - WELIA PN 4117	2023	360	\$49,943	\$0	\$0	\$4,994	\$0	\$4,994	10.0%	\$0	\$4,994
OMD - CAMP RTC	1450246	CT ENL BARRACKS	2023	2,545	\$94,009	\$0	\$0	\$98,401	\$0	\$98,401	10.0%	\$0	\$98,401
OMD - CAMP RTC		IGEN PURP ADMIN - IN BLDG 05050	2007	924	\$125,000	\$0	\$0	\$12,500	\$0	\$12,500	10.0%	\$0	\$12,500
OMD - CAMP WITHYCOMBE	565183	Sewer Monitoring/Utility Bldg	1995	48	\$7,206	\$1,300	\$580	\$0	\$0	\$1,880	28.1%	\$0	\$1,880
OMD - CAMP WITHYCOMBE	1088479	West Guard Shack	2011	158	\$184,333	\$5,300	\$38,630	\$1,500	\$0	\$45,430	24.6%	\$0	\$45,430
OMD - CAMP WITHYCOMBE	1021992	TAG Storage Shed	2009	450	\$18,357	\$3,697	\$1,439	\$719	\$0	\$5,766	31.4%	\$0	\$5,766
OMD - CAMP WITHYCOMBE	563076	Unaccompanied Housing Qtrs 1	1937	399	\$165,211	\$38,492	\$15,393	\$7,696	\$0	\$61,570	33.2%	\$0	\$61,570
OMD - CAMP WITHYCOMBE	1096745	BFO Storage AFRS	2011	208	\$81,021	\$0	\$9,800	\$0	\$0	\$9,800	12.0%	\$0	\$9,800
OMD - CAMP WITHYCOMBE	563085	Museum O Hut	1953	156	\$505,517	\$120,000	\$2,000	\$0	\$0	\$122,000	24.1%	\$0	\$122,000
OMD - CAMP WITHYCOMBE	572092	Flammable Material Storage CECOM	1948	570	\$457,636	\$51,650	\$17,590	\$6,240	\$0	\$75,480	16.5%	\$0	\$75,480
OMD - CAMP WITHYCOMBE	6394442	Post Spill Response Storage	2002	55	\$5,353	\$1,338	\$535	\$268	\$0	\$2,141	40.0%	\$0	\$2,141
OMD - CAMP WITHYCOMBE	1012458	Package & Crating Warehouse	2009	5,100	\$902,035	\$3,950	\$77,800	\$28,450	\$0	\$110,200	12.2%	\$0	\$110,200
OMD - CAMP WITHYCOMBE	6391247	HAZARDOUS MATERIAL BLDG	2001	90	\$11,276	\$2,077	\$1,123	\$61	\$0	\$4,491	40.0%	\$0	\$4,491
OMD - CAMP WITHYCOMBE	6391258	Pesticide Storage	2003	42	\$67,610	\$3,598	\$1,439	\$720	\$0	\$5,767	8.5%	\$0	\$5,767
OMD - CAMP WITHYCOMBE	568570	Museum Barn	1950	1,576	\$723,642	\$181,880	\$13,700	\$17,250	\$0	\$213,330	29.5%	\$0	\$213,330
OMD - CAMP WITHYCOMBE	6391377	Hazardous Mat Storage - USPFO	1994	220	\$28,783	\$7,196	\$2,878	\$1,439	\$0	\$11,613	40.0%	\$0	\$11,613
OMD - CAMP WITHYCOMBE	6391378	Hazardous Mat Storage - USPFO	1994	90	\$11,228	\$2,807	\$1,123	\$561	\$0	\$4,491	40.0%	\$0	\$4,491
OMD - CAMP WITHYCOMBE	6391539	Hazardous Mat Storage - USPFO	2001	192	\$28,783	\$7,196	\$2,878	\$1,439	\$0	\$11,613	40.0%	\$0	\$11,613
OMD - CHRISTMAS VALLEY RADAR SITE	1038868	Vehicle Storage	1990	900	\$138,988	\$29,115	\$1,726	\$5,983	\$0	\$46,804	35.2%	\$0	\$46,804
OMD - CHRISTMAS VALLEY RADAR SITE	1223334	Elect Power Sub Station Sect 4	1990	400	\$60,052	\$12,301	\$4,921	\$2,460	\$0	\$19,682	32.8%	\$0	\$19,682
OMD - CHRISTMAS VALLEY RADAR SITE	1223332	Elect Power Sub Station Sect 5	1990	400	\$60,052	\$12,301	\$4,921	\$2,460	\$0	\$19,682	32.8%	\$0	\$19,682
OMD - CHRISTMAS VALLEY RADAR SITE	1223333	Elect Power Sub Station Sect 6	1990	400	\$60,052	\$12,301	\$4,921	\$2,460	\$0	\$19,682	32.8%	\$0	\$19,682
OMD - COOS BAY	265618	Flammable Material Storage	1976	120	\$96,344	\$17,130	\$0	\$0	\$0	\$17,130	17.8%	\$0	\$17,130
OMD - CORVALLIS	6394465	Flammable Material Storage	1997	192	\$33,221	\$5,880	\$2,352	\$1,176	\$0	\$9,408	28.3%	\$0	\$9,408
OMD - CORVALLIS	206126	CMU PSH Shed	2004	140	\$112,402	\$12,550	\$8,500	\$0	\$0	\$21,050	18.7%	\$0	\$21,050
OMD - DALLAS	34002185	Washrack Equipment Building	2012	37	\$7,206	\$1,292	\$517	\$258	\$0	\$2,066	28.7%	\$0	\$2,066
OMD - DALLAS	1144764	Water Pump Supplier Building	2012	149	\$22,369	\$0	\$80	\$1,610	\$0	\$1,690	7.6%	\$0	\$1,690
OMD - DALLAS	1427280	CHP Nesmith	2015	5,000	\$907,654	\$0	\$0	\$56,450	\$0	\$56,450	6.2%	\$0	\$56,450
OMD - FOREST GROVE	565097	Organizational Storage	1993	1,680	\$724,332	\$19,850	\$175,800	\$9,850	\$0	\$205,300	28.3%	\$0	\$205,300
OMD - GRANTS PASS	566710	HAZARDOUS MATERIAL STORAGE	1976	96	\$17,076	\$11,913	\$4,605	\$2,303	\$0	\$18,421	10.0%	\$0	\$18,421
OMD - GRANTS PASS	573028	Water Supply Bldg	1978	72	\$10,809	\$2,214	\$986	\$443	\$0	\$3,543	32.8%	\$0	\$3,543
OMD - GRANTS PASS	570593	Organizational Storage	1987	1,120	\$509,715	\$123,296	\$49,319	\$24,659	\$0	\$197,274	38.7%	\$0	\$197,274
OMD - GRESHAM	325601	Flammable Material Storage	1976	81	\$61,610	\$1,000	\$0	\$0	\$0	\$1,000	1.6%	\$0	\$1,000
OMD - HERMISTON	56780	CMU PSH Shed	2004	80	\$67,610	\$2,150	\$1,280	\$1,300	\$0	\$4,730	7.0%	\$0	\$4,730
OMD - HOOD RIVER	570192	Flammable Material Storage	1977	96	\$85,044	\$1,450	\$6,070	\$1,450	\$0	\$9,040	10.6%	\$0	\$9,040
OMD - JACKSON	339465	CMU PSH Shed	2004	96	\$73,019	\$0	\$0	\$5,170	\$0	\$5,170	7.1%	\$0	\$5,170
OMD - KINGSLEY FIELD	439073	ORG STRG BLDG	1990	1,993	\$836,742	\$364,644	\$145,816	\$72,909	\$0	\$563,270	69.7%	\$0	\$563,270
OMD - KLEEVER	570132	Flammable Material Storage	1976	70	\$4,764	\$0	\$1,000	\$3,810	\$0	\$4,810	8.2%	\$0	\$4,810
OMD - KLEEVER	6395071	FMS Parts Storage	1996	360	\$58,752	\$14,688	\$5,875	\$2,938	\$0	\$23,501	40.0%	\$0	\$23,501
OMD - KLEEVER	6395072	HAZARDOUS MATERIAL STORAGE	1992	110	\$12,810	\$3,203	\$1,281	\$641	\$0	\$5,124	40.0%	\$0	\$5,124
OMD - KLEEVER	6395073	FMS Parts Storage	2003	360	\$58,752	\$7,096	\$2,878	\$1,439	\$0	\$11,613	20.0%	\$0	\$11,613
OMD - KLEEVER	6395076	FMS Shop Office	1990	1,090	\$195,663	\$48,916	\$19,566	\$9,783	\$0	\$78,265	40.0%	\$0	\$78,265
OMD - KLEEVER	6395103	FMS Storage	1980	1,000	\$106,094	\$26,524	\$10,609	\$5,305	\$0	\$42,438	40.0%	\$0	\$42,438
OMD - KLEEVER	567782	CMU PSH Shed	2004	165	\$125,501	\$3,350	\$2,730	\$8,000	\$0	\$14,080	11.2%	\$0	\$14,080
OMD - KLEEVER	6395105	HAZARDOUS MATERIAL STORAGE FMS	1993	198	\$13,126	\$3,282	\$1,313	\$656	\$0	\$5,250	40.0%	\$0	\$5,250
OMD - KLEEVER	46769123	HAZARDOUS MATERIAL BLDG	1993	253	\$190,154	\$29,812	\$11,965	\$5,792	\$0	\$46,258	24.3%	\$0	\$46,258
OMD - KLEEVER	1134588	Oil Water Bldg	1968	49	\$8,989	\$0	\$0	\$0	\$0	\$1,200	13.3%	\$0	\$1,200
OMD - LA GRANDE FMS	340945	Maintenance Storage FMS	2001	1,341	\$710,159	\$820	\$92,400	\$27,180	\$0	\$120,400	17.0%	\$0	\$120,400
OMD - LANE	560847	Maintenance Storage FMS	2006	1,210	\$640,785	\$18,000	\$0	\$4,990	\$0	\$22,990	3.6%	\$0	\$22,990
OMD - LANE	561462	Access Control Guard Shack	2007	240	\$279,999	\$0	\$32,000	\$9,250	\$0	\$41,250	14.7%	\$0	\$41,250
OMD - LANE	1192572	Water Well Support Bldg	2009	48	\$5,812	\$1,453	\$581	\$291	\$0	\$2,225	40.0%	\$0	\$2,225
OMD - LANE	1192614	Blm Flammable Storage	2009	106	\$165,027	\$15,857	\$5,643	\$2,771	\$0	\$22,171	13.9%	\$0	\$22,171
OMD - MAISON	1139698	HAZ MAT STR INS	2002	250	\$190,154	\$0	\$36,500	\$3,840	\$0	\$40,340	21.2%	\$0	\$40,340
OMD - MAISON	1336973	HAZ MAT STR INS	2015	250	\$190,154	\$0	\$3,370	\$500	\$0	\$3,870	2.0%	\$0	\$3,870
OMD - MAISON	1336967	HAZ MAT STR INS	2015	250	\$190,154	\$1,050	\$26,100	\$0	\$0	\$27,150	14.3%	\$0	\$27,150
OMD - MCMINNVILLE	567513	Flammable Material Storage	1998	144	\$115,613	\$11,500	\$5,500	\$0	\$0	\$17,000	14.7%	\$0	\$17,000
OMD - MCMINNVILLE	567514	HAZ MAT Storage	1996	400	\$321,148	\$27,450	\$40,820	\$1,400	\$0	\$69,670	21.7%	\$0	\$69,670
OMD - MEDFORD	6393123	Flammable Material Storage	1976	106	\$13,028	\$7,489	\$0	\$0	\$0	\$12,306	65.0%	\$0	\$12,306
OMD - MEDFORD	6393124	GENERAL STORAGE	19										

<b>Current Replacement Value</b>	<b>3</b>	Current Replacement Value Reported to Risk Management <b>or Calculated Replacement Value Reported from Facility Conditions Assessment (FCA)</b>
<b>Priority One: Currently Critical</b>	<b>4</b>	From the Budget Instruction: Priority One projects are conditions that require immediate action in order to address code and accessibility violations that affect life safety. Building envelope issues (roof, sides, windows and doors) that pose immediate safety concerns should be included in this category.
<b>Priority Two: Potentially Critical</b>	<b>5</b>	From the Budget Instruction: Priority Two projects are to be undertaken in the near future to maintain the integrity of the facility and accommodate current agency program requirements. Included are systems that are functioning improperly or at limited capacity, and if not addressed, will cause additional system deterioration and added repair costs. Also included are significant building envelope issues (roof, sides, windows and doors) that, if not addressed, will cause additional system deterioration and added repair costs.
<b>Priority Three: Necessary - Not yet Critical</b>	<b>6</b>	From the Budget Instructions: Priority Three projects could be undertaken in the near to mid-term future to maintain the integrity of a building and to address building systems, building components and site work that have reached or exceeded their useful life based on industry standards, but are still functioning in some capacity. These projects may require attention currently to avoid deterioration, potential downtime and consequently higher costs if corrective action is deferred.
<b>Priority Four: Seismic and Natural Hazard Remediation</b>	<b>7</b>	From the Budget Instructions: Priority Four projects improve seismic performance of buildings constructed prior to 1995 building code changes to protect occupants, minimize building damage and speed recovery after a major earthquake. Projects also include those that mitigate significant flood hazards.
<b>Facility Condition Index</b>	<b>8</b>	A calculated measure of facility condition relative to its current replacement value (expressed as a percentage).

Facility Plan - Maintenance Priority 1-4  
2025-27 Biennium

Agency Name Oregon Military Department

10 Year Maintenance Priority 1-4 for Owned Assets Over \$1M CRV\*

Campus	Building ID	Building Name	Construction Year	Gross Square Footage	Current Replacement Value	Priority 1 - Critical (Life Safety, DM, Compliance)	Priority 2 - Critical (Health, Safety, Environment, Security)	Priority 3 - Critical (Operational, Functional)	Priority 4 - Not Yet Critical (Minor)	Total (G+H+I+J)	Priority 1 - Critical (Life Safety, DM, Compliance)	Priority 2 - Critical (Health, Safety, Environment, Security)	Priority 3 - Critical (Operational, Functional)	Priority 4 - Not Yet Critical (Minor)	Agency Input	Requested Budget	Remaining 10 Yr. Estimate (CRV)	CRV Columns (CRV)
OMD - ALBANY	236399	Albany Armory	1975	17,062	\$9,176,777	\$2,655,100	\$1,000,000	\$0	\$82,070	\$1,706,200	\$5,443,370	40.7%	\$0	\$35,000,000	\$29,556,630	\$29,556,630		
OMD - ALBANY	236407	Maintenance Training Bay	2003	4,690	\$2,483,703	\$144,900	\$168,820	\$41,350	\$469,000	\$284,070	14.3%	\$0	\$0	\$0	\$0	\$824,070	\$824,070	
OMD - ASHLAND	566192	Ashland Armory	1988	22,982	\$12,360,772	\$1,131,000	\$877,500	\$485,240	\$2,298,187	\$4,791,927	20.2%	\$0	\$0	\$0	\$4,791,927	\$4,791,927	\$4,791,927	
OMD - ASHLAND	568989	Heated Storage	2008	4,100	\$1,865,922	\$0	\$0	\$0	\$15,620	\$140,000	\$604,620	10.4%	\$0	\$0	\$604,620	\$604,620	\$604,620	
OMD - BAKER CITY	555944	Baker City Readiness Center	2004	28,755	\$15,465,844	\$1,690,560	\$1,755,060	\$459,170	\$2,875,500	\$6,820,290	25.5%	\$0	\$0	\$0	\$6,820,290	\$6,820,290	\$6,820,290	
OMD - BAKER CITY	557908	Maintenance Training Bays	2004	4,761	\$2,521,303	\$225,700	\$133,300	\$39,350	\$476,100	\$874,450	15.6%	\$0	\$0	\$0	\$874,450	\$874,450	\$874,450	
OMD - BEND	245336	Bend Armory	1993	40,460	\$21,761,364	\$1,485,150	\$3,212,250	\$560,240	\$4,046,000	\$10,009,640	27.4%	\$0	\$0	\$9,400,000	\$803,640	\$803,640	\$803,640	
OMD - BEND COTFE	244863	YPC Educational Facility	1986	73,094	\$46,459,907	\$5,601,620	\$1,978,450	\$7,917,550	\$7,369,400	\$22,867,220	33.4%	\$0	\$0	\$0	\$22,867,220	\$22,867,220	\$22,867,220	
OMD - BIAK COUTES	569018	Brett Hall Bldg	1996	19,990	\$12,040,675	\$3,960,120	\$1,095,100	\$1,258,600	\$1,999,000	\$1,999,000	16.5%	\$0	\$0	\$0	\$1,999,000	\$1,999,000	\$1,999,000	
OMD - BIAK COUTES	569424	Storage GP INST	1986	6,000	\$1,089,185	\$216,550	\$56,750	\$81,230	\$600,000	\$954,530	3.2%	\$0	\$0	\$0	\$954,530	\$954,530	\$954,530	
OMD - BIAK COUTES	569425	CHP South Bldg	1986	6,000	\$2,730,617	\$125,000	\$0	\$21,400	\$600,000	\$786,310	6.2%	\$0	\$0	\$0	\$786,310	\$786,310	\$786,310	
OMD - BIAK COUTES	569478	COUTES Warehouse	1988	4,100	\$1,865,922	\$18,240	\$302,950	\$152,030	\$410,000	\$883,220	25.4%	\$0	\$0	\$0	\$883,220	\$883,220	\$883,220	
OMD - BIAK COUTES	569476	COUTES FMS	1979	12,960	\$6,963,282	\$762,000	\$366,250	\$478,220	\$1,298,000	\$2,902,470	23.4%	\$0	\$0	\$0	\$2,902,470	\$2,902,470	\$2,902,470	
OMD - BIAK COUTES	569478	CAMP RANG	1986	22,779	\$12,241,838	\$818,940	\$169,860	\$84,110	\$2,277,953	\$3,908,843	13.3%	\$0	\$6,660,000	\$0	\$6,660,000	\$6,660,000	\$6,660,000	
OMD - BIAK COUTES	569783	Maintenance Training Bays - Old FMS	1979	2,708	\$1,998,012	\$137,300	\$154,500	\$11,180	\$270,800	\$573,780	15.2%	\$0	\$0	\$0	\$573,780	\$573,780	\$573,780	
OMD - CAMP RILEY	567220	Kilroy, AAFES	1931	9,499	\$3,033,202	\$684,400	\$664,770	\$106,620	\$349,900	\$2,305,690	44.7%	\$0	\$0	\$0	\$2,305,690	\$2,305,690	\$2,305,690	
OMD - CAMP RILEY	567221	FMS and Fitness Center Gym	1931	20,852	\$9,470,625	\$1,494,150	\$1,370,390	\$52,100	\$2,085,200	\$5,002,400	30.8%	\$0	\$0	\$0	\$5,002,400	\$5,002,400	\$5,002,400	
OMD - CAMP RILEY	567222	Post Headquarters	1994	9,434	\$5,991,233	\$233,570	\$690,850	\$111,020	\$343,400	\$1,178,840	19.8%	\$0	\$0	\$0	\$1,178,840	\$1,178,840	\$1,178,840	
OMD - CAMP RILEY	555003	Simulation Center	2003	11,320	\$9,245,981	\$333,250	\$668,250	\$109,990	\$1,132,000	\$2,263,440	12.2%	\$0	\$0	\$0	\$2,263,440	\$2,263,440	\$2,263,440	
OMD - CAMP RILEY	567223	Enlisted Barracks McCall Hall	1984	21,261	\$11,651,218	\$632,600	\$608,800	\$278,280	\$2,126,100	\$3,545,480	12.2%	\$0	\$0	\$0	\$3,545,480	\$3,545,480	\$3,545,480	
OMD - CAMP RILEY	567224	Enlisted Barracks Straub Hall	1985	21,261	\$11,651,218	\$684,650	\$712,850	\$268,320	\$2,126,100	\$3,791,920	14.2%	\$0	\$0	\$0	\$3,791,920	\$3,791,920	\$3,791,920	
OMD - CAMP RILEY	567225	Enlisted Barracks Alvord Hall	1984	21,261	\$11,651,218	\$699,440	\$655,190	\$211,780	\$2,126,100	\$3,542,510	12.3%	\$0	\$0	\$0	\$3,542,510	\$3,542,510	\$3,542,510	
OMD - CAMP RILEY	567226	Enlisted Barracks Haffner Hall	1984	17,986	\$9,465,490	\$813,600	\$813,600	\$1,796,600	\$1,796,600	\$3,200,400	10.8%	\$0	\$0	\$0	\$3,200,400	\$3,200,400	\$3,200,400	
OMD - CAMP RILEY	569892	Enl Barracks Anderson Hall	1984	21,261	\$11,651,218	\$790,900	\$461,050	\$241,810	\$2,126,100	\$3,619,960	12.8%	\$0	\$0	\$0	\$3,619,960	\$3,619,960	\$3,619,960	
OMD - CAMP RILEY	569893	Enlisted Barracks White Hall	1984	17,986	\$9,465,490	\$612,400	\$2,984,800	\$264,300	\$1,796,600	\$5,658,100	40.8%	\$0	\$0	\$0	\$5,658,100	\$5,658,100	\$5,658,100	
OMD - CAMP RILEY	569897	MILES Warehouse	1989	3,750	\$1,706,638	\$500	\$120,050	\$320,250	\$375,000	\$815,800	25.8%	\$0	\$0	\$0	\$815,800	\$815,800	\$815,800	
OMD - CAMP RILEY	569901	Vehicle Storage	1987	24,688	\$13,895,514	\$1,137,500	\$1,145,760	\$332,000	\$2,468,260	\$5,287,520	12.9%	\$0	\$0	\$0	\$5,287,520	\$5,287,520	\$5,287,520	
OMD - CAMP RILEY	567400	Vehicle Storage	1987	27,496	\$4,246,251	\$582,500	\$110,500	\$158,350	\$2,749,600	\$3,601,550	20.5%	\$0	\$0	\$0	\$3,601,550	\$3,601,550	\$3,601,550	
OMD - CAMP RILEY	569901	Vehicle Storage UTES	1987	12,348	\$1,906,921	\$341,500	\$383,500	\$59,450	\$1,234,800	\$2,019,250	41.1%	\$0	\$0	\$0	\$2,019,250	\$2,019,250	\$2,019,250	
OMD - CAMP RILEY	569903	FMS UTES	1987	12,061	\$6,382,506	\$382,550	\$452,750	\$258,970	\$1,206,100	\$2,300,370	17.1%	\$0	\$0	\$0	\$2,300,370	\$2,300,370	\$2,300,370	
OMD - CAMP RILEY	569908	CHP	1998	20,000	\$3,630,618	\$182,900	\$704,200	\$180,870	\$2,000,000	\$3,077,570	29.7%	\$0	\$0	\$0	\$3,077,570	\$3,077,570	\$3,077,570	
OMD - CAMP RILEY	107325	CHP	2011	14,429	\$14,945,045	\$0	\$0	\$0	\$1,440,000	\$1,440,000	12.9%	\$0	\$0	\$0	\$1,440,000	\$1,440,000	\$1,440,000	
OMD - CAMP RILEY	570358	Dining Facility	1935	5,300	\$4,897,183	\$850,300	\$97,150	\$116,300	\$530,000	\$1,593,750	31.6%	\$0	\$0	\$0	\$1,593,750	\$1,593,750	\$1,593,750	
OMD - CAMP RILEY	567410	Administrative Lab	1935	1,652	\$1,145,971	\$43,420	\$47,560	\$69,430	\$165,200	\$325,610	14.0%	\$0	\$0	\$0	\$325,610	\$325,610	\$325,610	
OMD - CAMP RILEY	565596	UPH Chateau	1935	2,373	\$1,113,615	\$204,480	\$383,880	\$66,790	\$237,300	\$696,450	33.0%	\$0	\$0	\$0	\$696,450	\$696,450	\$696,450	
OMD - CAMP RILEY	565885	Facility Warehouse	1987	6,000	\$2,729,617	\$137,300	\$218,060	\$71,380	\$600,000	\$986,840	10.9%	\$0	\$0	\$0	\$986,840	\$986,840	\$986,840	
OMD - CAMP RILEY	112973	Little Barn	1984	3,119	\$1,419,466	\$2,842,065	\$264,207	\$132,103	\$311,900	\$3,350,275	214.1%	\$0	\$0	\$0	\$3,350,275	\$3,350,275	\$3,350,275	
OMD - CAMP RILEY	567428	Hitchman House	1970	3,188	\$1,409,364	\$1,171,302	\$117,130	\$58,565	\$318,800	\$1,665,797	95.6%	\$0	\$0	\$0	\$1,665,797	\$1,665,797	\$1,665,797	
OMD - CAMP RILEY	565886	Koski Hall BOQ	1994	5,450	\$2,390,118	\$321,450	\$199,550	\$360,120	\$454,000	\$1,426,120	36.5%	\$0	\$0	\$0	\$1,426,120	\$1,426,120	\$1,426,120	
OMD - CAMP RILEY	565887	Koski Hall Bldg	1994	12,340	\$5,411,752	\$1,485,000	\$681,450	\$368,080	\$1,234,000	\$4,239,530	56.9%	\$0	\$0	\$0	\$4,239,530	\$4,239,530	\$4,239,530	
OMD - CAMP RILEY	564518	Transit Camp	1991	4,362	\$1,190,660	\$492	\$3,638	\$0	\$438,200	\$631,200	0.0%	\$0	\$0	\$0	\$631,200	\$631,200	\$631,200	
OMD - CAMP RILEY	564516	Battalion HQ Transit	1935	2,500	\$1,299,801	\$39,350	\$78,110	\$105,610	\$250,000	\$473,070	17.2%	\$0	\$0	\$0	\$473,070	\$473,070	\$473,070	
OMD - CAMP RILEY	564472	SETS - FATS MARF Rng 14	1998	4,500	\$3,742,187	\$16,150	\$95,050	\$105,230	\$450,000	\$666,430	5.8%	\$0	\$0	\$0	\$666,430	\$666,430	\$666,430	
OMD - CAMP RILEY	564452	MARF Range Maint. Rng 14	2000	3,420	\$1,821,615	\$15,000	\$135,470	\$120,390	\$342,000	\$792,860	24.8%	\$0	\$0	\$0	\$792,860	\$792,860	\$792,860	
OMD - CAMP RILEY	510267	At Annapolis Warehouse	2009	3,960	\$2,298,946	\$0	\$0	\$0	\$338,000	\$338,000	4.6%	\$0	\$0	\$0	\$338,000	\$338,000	\$338,000	
OMD - CAMP RILEY	565557	Post Supply	1930	5,675	\$2,711,605	\$281,450	\$490,570	\$63,540	\$587,450	\$1,392,910	30.1%	\$0	\$0	\$0	\$1,392,910	\$1,392,910	\$1,392,910	
OMD - CAMP RILEY	565558	Cold Storage - TISA	1930	4,809	\$1,008,238	\$197,350	\$487,200	\$24,160	\$480,850	\$1,189,560	70.3%	\$0	\$0	\$0	\$1,189,560	\$1,189,560	\$1,189,560	
OMD - CAMP RILEY	565559	Post Billing	1930	1,940	\$1,321,894	\$120,620	\$107,620	\$92,200	\$194,000	\$514,570	24.3%	\$0	\$0	\$0	\$514,570	\$514,570	\$514,570	
OMD - CAMP RILEY	565563	Post Support Roads & Grounds	1938	2,667	\$1,359,417	\$253,000	\$332,210	\$62,930	\$256,700	\$904,940	49.2%	\$0	\$0	\$0	\$904,940	\$904,940	\$904,940	
OMD - CAMP RILEY	567808	Training Center Facility	2005	3,683	\$2,444,100	\$389,500	\$1,891,560	\$1,891,560	\$1,891,560	\$3,683,120	151.2%	\$0	\$0	\$0	\$3,683,120	\$3,683,120	\$3,683,120	
OMD - CAMP RILEY	565671	Range Target Storage Rng 15	2001	2,520	\$1,342,242	\$15,500	\$300	\$191,150	\$252,000	\$491,750	36.6%	\$0	\$0	\$0	\$491,750	\$491,750	\$491,750	
OMD - CAMP RILEY	1036205	Wildfire Fire Station	2011	2,310	\$1,704,360	\$0	\$86,900	\$1,000	\$231,000	\$431,900	11.8%	\$0	\$0	\$0	\$431,900	\$431,900	\$431,900	
OMD - CAMP RILEY	956688	Fire Erection	1941	10,842	\$8,841,471	\$530,820	\$1,188,620	\$172,220	\$1,084,200	\$2,821,160	19.6%	\$0	\$0	\$0	\$2,821,160	\$2,821,160	\$	

Agency	Building ID	Building Name	Year	Area (sq ft)	Estimate	Actual	Change	Estimate	Actual	Change	Estimate	Actual	Change	Estimate	Actual	Change	Estimate	Actual	Change
OMD - CHRISTMAS VALLEY RADAR SITE	1038161	Section 4 Installation Storage Building	1990	16,420	\$7,997,675	\$1,967,830	\$787,132	\$393,566	\$1,642,000	\$4,790,528	39.4%	\$0	\$0	\$4,790,528					
OMD - CHRISTMAS VALLEY RADAR SITE	1042357	Section 5 Installation Storage	1990	14,220	\$6,471,563	\$1,665,423	\$626,169	\$313,085	\$1,422,000	\$3,926,677	38.7%	\$0	\$0	\$3,926,677					
OMD - CHRISTMAS VALLEY RADAR SITE	1042358	Section 6 Installation Storage	1990	14,220	\$6,471,563	\$1,665,423	\$626,169	\$313,085	\$1,422,000	\$3,926,677	38.7%	\$0	\$0	\$3,926,677					
OMD - COOS BAY	255767	Bay Armory	2006	4,000	\$1,878,964	\$1,187,150	\$0	\$1,187,150	\$2,294,100	\$4,488,440	21.9%	\$0	\$0	\$4,488,440					
OMD - COOS BAY	255769	Heated Storage Building	2006	4,000	\$1,820,411	\$0	\$0	\$109,300	\$400,000	\$509,300	6.0%	\$0	\$0	\$509,300					
OMD - CORVALLIS	206141	Smith Hall	1959	14,286	\$7,674,027	\$1,388,350	\$305,770	\$284,660	\$1,426,800	\$3,395,580	25.7%	\$0	\$0	\$3,395,580					
OMD - CORVALLIS	206137	Organizational Storage	1959	2,640	\$1,201,472	\$43,000	\$217,170	\$74,170	\$264,000	\$402,880	11.6%	\$0	\$0	\$402,880					
OMD - DALLAS	1020760	Col. James H. Smith Readiness Center	2007	25,073	\$11,110,710	\$0	\$0	\$1,190,000	\$3,997,500	\$6,364,730	57.3%	\$0	\$0	\$6,364,730					
OMD - DALLAS	1144768	Maintenance Training Bldg	2012	4,000	\$2,118,297	\$0	\$0	\$135,420	\$96,890	\$400,000	\$632,310	11.0%	\$0	\$0	\$632,310				
OMD - FOREST GROVE	565906	Richard A. Miller Armory	1994	37,562	\$19,139,380	\$678,750	\$827,350	\$849,710	\$3,756,200	\$6,012,010	11.0%	\$0	\$0	\$6,012,010					
OMD - FOREST GROVE	1044948	FMS 1	2000	5,000	\$2,608,510	\$50,000	\$405,900	\$129,900	\$500,000	\$1,085,800	23.4%	\$0	\$0	\$1,085,800					
OMD - GRANTS PASS	566708	Grants Pass Armory	1972	21,496	\$11,861,599	\$1,791,900	\$1,112,800	\$0	\$2,149,600	\$5,004,100	25.0%	\$0	\$0	\$5,004,100					
OMD - GRESHAM	329693	Gresham Armory	1955	13,941	\$7,103,511	\$3,665,850	\$1,340,520	\$221,300	\$1,394,100	\$6,521,770	72.2%	\$0	\$4,780,000	\$1,761,770					
OMD - GRESHAM	329695	Heated Storage Building	2007	4,100	\$1,767,715	\$299,700	\$9,100	\$299,400	\$410,000	\$918,200	28.7%	\$0	\$0	\$918,200					
OMD - GRESHAM	998345	Gresham Armory Annex	2003	6,552	\$4,305,825	\$135,440	\$542,150	\$127,880	\$655,200	\$1,460,670	18.7%	\$0	\$0	\$1,460,670					
OMD - HERMISTON	566188	Hermiston Armory	1996	24,026	\$13,602,480	\$1,175,640	\$1,306,590	\$220,750	\$2,402,600	\$5,105,580	19.9%	\$0	\$1,916,000	\$5,810,420					
OMD - HOOD RIVER	570215	Hood River Armory	1955	12,425	\$6,082,772	\$833,310	\$45,300	\$514,390	\$1,242,500	\$2,535,500	20.8%	\$0	\$0	\$2,535,500					
OMD - HOOD RIVER	570216	Org Storage Bldg	1958	4,000	\$1,820,411	\$187,300	\$156,630	\$114,930	\$400,000	\$588,260	25.2%	\$0	\$0	\$588,260					
OMD - JACKSON	339470	Jackson Armory	1963	39,373	\$20,062,158	\$3,147,000	\$1,878,180	\$74,550	\$3,937,300	\$9,037,030	25.4%	\$0	\$0	\$9,037,030					
OMD - JACKSON	339476	Organizational Storage	1991	6,100	\$2,630,016	\$397,550	\$22,000	\$35,400	\$610,000	\$1,064,950	17.3%	\$0	\$0	\$1,064,950					
OMD - KILVEAR	569434	Kilvear Armory	1968	66,138	\$33,684,643	\$4,253,980	\$2,190,100	\$306,060	\$6,613,800	\$13,333,940	20.0%	\$0	\$0	\$13,333,940					
OMD - KILVEAR	569435	Kilvear FMS	1974	4,000	\$2,392,812	\$103,300	\$396,600	\$140,190	\$459,000	\$1,089,090	27.4%	\$0	\$0	\$1,089,090					
OMD - KILVEAR	570136	Organizational Storage Building	1990	5,500	\$2,371,325	\$433,900	\$390,050	\$7,300	\$550,000	\$1,381,250	20.0%	\$0	\$0	\$1,381,250					
OMD - KILVEAR	570349	FHP	1998	10,416	\$1,791,309	\$496,361	\$114,000	\$886,760	\$1,041,600	\$2,638,961	83.6%	\$0	\$0	\$2,638,961					
OMD - KILVEAR	555932	Fuel Truck Secondary Containment Bldg	2002	7,680	\$1,123,812	\$0	\$0	\$104,250	\$44,950	\$916,950	13.3%	\$0	\$0	\$916,950					
OMD - LA GRANDE	343965	LaGrande Armory	1998	42,352	\$22,778,912	\$3,613,260	\$1,084,100	\$835,650	\$1,222,400	\$10,779,440	47.4%	\$0	\$8,779,440	\$2,000,000					
OMD - LA GRANDE FMS	343966	LaGrande FMS	1998	12,841	\$6,800,263	\$779,650	\$1,176,140	\$221,580	\$1,284,100	\$3,461,470	32.0%	\$0	\$0	\$3,461,470					
OMD - LA GRANDE FMS	1079224	CHP	2011	10,000	\$1,815,309	\$0	\$182,500	\$157,430	\$1,000,000	\$1,339,930	18.0%	\$0	\$0	\$1,339,930					
OMD - LA GRANDE FMS	340951	Fuel Truck Secondary Containment Bldg	2002	10,920	\$1,686,393	\$128,000	\$43,700	\$34,130	\$1,298,430	\$1,092,400	8.2%	\$0	\$0	\$1,092,400					
OMD - LANE	555987	102nd Inf Regiment Readiness Ctr	2009	157,819	\$92,259,839	\$1,856,300	\$3,223,650	\$3,677,190	\$15,781,900	\$33,633,000	12.5%	\$0	\$0	\$33,633,000					
OMD - LANE	555238	Lane County FMS	2008	17,274	\$9,147,866	\$5,130	\$1,616,650	\$352,650	\$1,722,400	\$3,277,030	16.9%	\$0	\$0	\$3,277,030					
OMD - LANE	998376	BLM Warehouse	2009	25,965	\$11,817,201	\$74,500	\$1,352,720	\$472,470	\$2,596,600	\$4,496,290	16.1%	\$0	\$0	\$4,496,290					
OMD - LANE	1452713	MAINT STORAGE MARINE CORPS - PN 4122	2021	4,284	\$2,268,696	\$639,810	\$215,924	\$107,962	\$428,400	\$1,292,096	38.1%	\$0	\$0	\$1,292,096					
OMD - MAISON	1335065	HAROLD G. MAISON READINESS CENTER	1960	23,269	\$11,856,510	\$981,950	\$1,341,200	\$1,064,870	\$2,326,900	\$5,714,920	28.6%	\$0	\$0	\$5,714,920					
OMD - MAISON	1336489	ARKS VEH MAINT FMS1A	2015	6,130	\$3,075,433	\$0	\$87,800	\$20,690	\$613,000	\$991,070	12.3%	\$0	\$0	\$991,070					
OMD - MCMINNVILLE	567512	McMinnville Armory	1978	18,553	\$9,978,710	\$1,161,200	\$1,035,700	\$403,330	\$1,855,300	\$4,455,530	26.1%	\$0	\$8,329,665	\$1,876,145					
OMD - MCMINNVILLE	557565	Tue Storage Bldg	2007	9,720	\$4,423,600	\$0	\$409,950	\$434,700	\$972,000	\$1,816,650	19.1%	\$0	\$0	\$1,816,650					
OMD - MEDFORD	352518	Medford Armory	1957	41,329	\$22,228,755	\$2,473,100	\$1,515,600	\$1,492,400	\$4,132,900	\$9,614,060	24.7%	\$0	\$0	\$9,614,060					
OMD - MEDFORD	352519	Medford FMS	1974	3,792	\$2,008,146	\$311,850	\$149,100	\$146,510	\$379,200	\$986,660	30.2%	\$0	\$0	\$986,660					
OMD - MILTON FREEWATER	361140	Milton Freewater Armory	1954	3,424	\$1,734,221	\$221,400	\$221,400	\$0	\$1,000,000	\$907,396	52.0%	\$0	\$0	\$907,396					
OMD - MILTON FREEWATER	1198495	ORGANIZATIONAL STORAGE BLDG	1957	4,000	\$1,916,223	\$0	\$47,950	\$556,600	\$400,000	\$983,550	30.5%	\$0	\$0	\$983,550					
OMD - NEWPORT	368769	Newport Armory	1962	14,871	\$8,052,135	\$1,753,850	\$481,810	\$57,200	\$1,497,100	\$3,770,060	22.2%	\$0	\$0	\$3,770,060					
OMD - ONTARIO	991605	John W Brown Armory	2010	36,600	\$19,688,268	\$735,000	\$2,874,550	\$804,130	\$3,660,000	\$8,073,680	28.4%	\$0	\$0	\$8,073,680					
OMD - PANG	509676	CRF - Storage Mission with ANG	1960	9,817	\$1,123,943	\$691,972	\$112,394	\$36,197	\$981,700	\$1,712,263	65.0%	\$0	\$0	\$1,712,263					
OMD - PANG	509695	CRJ - CHP	1998	10,000	\$1,123,358	\$816,812	\$1,296,822	\$618,261	\$1,000,000	\$907,396	49.0%	\$0	\$0	\$907,396					
OMD - PANG	1204957	Heated Organizational Storage	1998	6,000	\$1,478,410	\$561,680	\$112,336	\$56,168	\$600,000	\$1,330,183	49.0%	\$0	\$0	\$1,330,183					
OMD - PANG	1208156	FMS Retail Sub Shop	2004	14,807	\$1,478,410	\$739,205	\$174,841	\$73,921	\$1,480,700	\$2,441,667	65.0%	\$0	\$0	\$2,441,667					
OMD - PENDELTON AASF	565590	Pendleton Armory	1993	33,400	\$18,019,633	\$1,819,100	\$993,200	\$313,080	\$3,340,000	\$6,562,380	17.0%	\$0	\$0	\$6,562,380					
OMD - PENDELTON AASF	565608	Pendleton Hangar	1993	33,400	\$18,019,633	\$1,819,100	\$993,200	\$313,080	\$3,340,000	\$6,562,380	17.0%	\$0	\$0	\$6,562,380					
OMD - PENDELTON AASF	559836	Avn Storage Bldg	2009	6,720	\$3,219,254	\$14,900	\$424,630	\$417,500	\$467,000	\$1,529,030	26.6%	\$0	\$0	\$1,529,030					
OMD - PRINEVILLE CORC	558124	Central Oregon Readiness Ctr	1996	30,595	\$15,369,278	\$1,337,410	\$2,394,450	\$1,145,940	\$3,059,500	\$7,937,300	31.7%	\$0	\$0	\$7,937,300					
OMD - PRINEVILLE CORC	1060281	Locker Room Storage	2010	2,376	\$1,081,324	\$0	\$0	\$31,320	\$237,600	\$268,920	2.9%	\$0	\$0	\$268,920					
OMD - REDMOND	365618	Redmond Armory	1955	12,162	\$6,252,075	\$2,123,950	\$358,810	\$342,320	\$1,218,200	\$4,043,280	43.1%	\$0	\$0	\$4,043,280					
OMD - REDMOND	1239138	On Site Bldg	1960	2,257	\$1,038,270	\$150,200	\$0	\$0	\$192,700	\$1,180,900	16.3%	\$0	\$0	\$1,180,900					
OMD - ROSEBURG	572107	Roseburg Armory	1977	20,011	\$10,762,893	\$104,150	\$1,684,770	\$956,330	\$2,001,100	\$4,846,350	24.6%	\$0	\$0	\$4,846,350					
OMD - SALEM AASF	352411	Unheated Unit Org Stor AASF# 1921D	1986	3,780	\$1,720,289	\$350,200	\$161,000	\$8,250	\$378,000	\$897,450	30.0%	\$0	\$0	\$897,450					
OMD - SALEM AASF	352406	Charles L Delbert Operations Facility AASF# 192	2010	40,000	\$19,153,321	\$339,000	\$1,115,700	\$1,459,200	\$4,206,000	\$7,119,900	15.2%	\$0	\$0	\$7,119,900					
OMD - SALEM AASF	1011882	Aviation Storage Operations Facility AASF# 1921 C	2015	3,600	\$1,838,270	\$0	\$0	\$303,740	\$57,850	\$1,566,780									

OMD - CAMP RILEA	567413	UPH Cottage	1935	1,652	\$738,343	\$22,600	\$103,350	\$127,640	\$0	\$253,490	34.3%	\$0	\$0	\$253,490	
OMD - CAMP RILEA	6402803	Facility Haul Material Storage	1995	70	\$11,070	\$2,768	\$1,107	\$554	\$0	\$4,428	40.0%	\$0	\$0	\$4,428	
OMD - CAMP RILEA	563424	Hitchman Barn	1970	1,056	\$43,078	\$1,373,433	\$137,343	\$68,672	\$0	\$1,579,448	3606.5%	\$0	\$0	\$1,579,448	
OMD - CAMP RILEA	565486	Yielding Chgs Otrs	1940	1	\$710,632	\$29,500	\$0	\$0	\$0	\$17,600	24.8%	\$0	\$0	\$17,600	
OMD - CAMP RILEA	565889	Koaks Annex	1940	1,586	\$592,155	\$56,000	\$178,000	\$88,840	\$0	\$322,840	54.5%	\$0	\$0	\$322,840	
OMD - CAMP RILEA	568555	Enlisted Barracks	1959	365	\$160,072	\$6,600	\$56,400	\$24,400	\$0	\$89,400	55.8%	\$0	\$0	\$89,400	
OMD - CAMP RILEA	568556	Enlisted Barracks	1940	365	\$160,072	\$12,800	\$47,310	\$24,350	\$0	\$84,460	52.8%	\$0	\$0	\$84,460	
OMD - CAMP RILEA	568557	Enlisted Barracks	1940	365	\$160,072	\$12,800	\$47,310	\$24,350	\$0	\$84,460	53.1%	\$0	\$0	\$84,460	
OMD - CAMP RILEA	568558	Enlisted Barracks	1940	365	\$160,072	\$12,800	\$47,310	\$15,050	\$0	\$85,160	53.2%	\$0	\$0	\$85,160	
OMD - CAMP RILEA	568559	Enlisted Barracks	1940	365	\$160,072	\$12,800	\$59,930	\$20,150	\$0	\$92,880	58.0%	\$0	\$0	\$92,880	
OMD - CAMP RILEA	568560	Enlisted Barracks	1940	365	\$160,072	\$12,800	\$55,750	\$21,400	\$0	\$89,950	56.2%	\$0	\$0	\$89,950	
OMD - CAMP RILEA	568561	Enlisted Barracks	1940	365	\$160,072	\$42,800	\$55,080	\$5,000	\$0	\$102,860	64.3%	\$0	\$0	\$102,860	
OMD - CAMP RILEA	564511	Enlisted Barracks	1940	365	\$160,072	\$9,000	\$17,000	\$0	\$0	\$32,000	20.0%	\$0	\$0	\$32,000	
OMD - CAMP RILEA	564512	Enlisted Barracks	1940	365	\$160,072	\$8,600	\$4,550	\$40,170	\$0	\$53,320	33.3%	\$0	\$0	\$53,320	
OMD - CAMP RILEA	564513	Enlisted Barracks	1940	365	\$160,072	\$12,800	\$0	\$40,460	\$0	\$53,260	33.3%	\$0	\$0	\$53,260	
OMD - CAMP RILEA	564514	Toilet Shower	1940	648	\$188,869	\$40,418	\$69,450	\$67,990	\$0	\$177,858	94.2%	\$0	\$0	\$177,858	
OMD - CAMP RILEA	568360	Enlisted Barracks	1935	420	\$184,193	\$6,400	\$17,210	\$17,230	\$0	\$59,840	54.2%	\$0	\$0	\$59,840	
OMD - CAMP RILEA	568714	Enlisted Barracks	1935	420	\$184,193	\$6,400	\$50,870	\$18,400	\$0	\$105,670	57.4%	\$0	\$0	\$105,670	
OMD - CAMP RILEA	574326	Enlisted Barracks	1935	420	\$184,193	\$6,400	\$41,970	\$43,330	\$0	\$91,700	49.8%	\$0	\$0	\$91,700	
OMD - CAMP RILEA	568732	Administrative	1935	800	\$350,843	\$39,600	\$132,710	\$6,860	\$0	\$179,170	51.1%	\$0	\$0	\$179,170	
OMD - CAMP RILEA	574327	AT Enlisted Barracks	1935	256	\$112,270	\$6,500	\$65,800	\$10,900	\$0	\$83,200	74.1%	\$0	\$0	\$83,200	
OMD - CAMP RILEA	568735	Enlisted Barracks	1935	256	\$112,270	\$9,000	\$61,050	\$8,750	\$0	\$77,700	69.2%	\$0	\$0	\$77,700	
OMD - CAMP RILEA	574280	Enlisted Barracks	1935	256	\$112,270	\$6,500	\$61,350	\$10,400	\$0	\$78,250	69.7%	\$0	\$0	\$78,250	
OMD - CAMP RILEA	564571	Enlisted Barracks	1935	256	\$112,270	\$4,200	\$61,800	\$5,800	\$0	\$71,500	63.7%	\$0	\$0	\$71,500	
OMD - CAMP RILEA	564572	RTI Range Target Storage	1935	600	\$350,843	\$25,500	\$148,920	\$38,960	\$0	\$213,380	60.8%	\$0	\$0	\$213,380	
OMD - CAMP RILEA	564574	KD Range Support	1988	128	\$289,449	\$34,150	\$34,150	\$47,420	\$0	\$148,720	51.4%	\$0	\$0	\$148,720	
OMD - CAMP RILEA	564575	KD Target Storage	1939	640	\$340,887	\$17,950	\$95,230	\$32,490	\$0	\$145,670	42.7%	\$0	\$0	\$145,670	
OMD - CAMP RILEA	564578	Pistol Shed	1940	216	\$115,049	\$3,550	\$40,830	\$4,550	\$0	\$48,930	42.5%	\$0	\$0	\$48,930	
OMD - CAMP RILEA	564579	KD Bulbs Range Bldg	1940	704	\$374,709	\$43,500	\$10,750	\$62,750	\$0	\$117,000	31.2%	\$0	\$0	\$117,000	
OMD - CAMP RILEA	564580	MARF Range Support	1935	100	\$53,284	\$7,950	\$17,400	\$500	\$0	\$25,950	48.7%	\$0	\$0	\$25,950	
OMD - CAMP RILEA	564581	Range or Target Storage	1950	38	\$19,175	\$5,500	\$3,300	\$4,500	\$0	\$9,440	44.0%	\$0	\$0	\$9,440	
OMD - CAMP RILEA	564582	MARF Range Support	1992	928	\$494,286	\$70,300	\$42,500	\$54,740	\$0	\$167,540	33.9%	\$0	\$0	\$167,540	
OMD - CAMP RILEA	566163	MARF Ammo Breakdown	1992	240	\$127,833	\$32,300	\$5,130	\$13,500	\$0	\$50,930	39.8%	\$0	\$0	\$50,930	
OMD - CAMP RILEA	565471	MARF Restroom Rm 14	1992	400	\$111,034	\$8,500	\$7,480	\$5,840	\$0	\$21,920	19.7%	\$0	\$0	\$21,920	
OMD - CAMP RILEA	1101597	Water Supply Treatment Building Potable	2011	1,538	\$799,960	\$33,750	\$78,860	\$15,740	\$0	\$28,820	3.6%	\$0	\$0	\$28,820	
OMD - CAMP RILEA	565472	Ammo Residue	2009	894	\$689,980	\$13,000	\$83,400	\$64,200	\$0	\$148,980	21.2%	\$0	\$0	\$148,980	
OMD - CAMP RILEA	565474	Access Control Building AHA	1991	48	\$7,206	\$11,000	\$0	\$8,300	\$0	\$19,300	267.6%	\$0	\$0	\$19,300	
OMD - CAMP RILEA	565554	Explosives Storage AHA	1992	195	\$151,211	\$109,690	\$2,250	\$740	\$0	\$112,680	74.5%	\$0	\$0	\$112,680	
OMD - CAMP RILEA	568769	Explosives Storage AHA	1992	195	\$151,211	\$109,690	\$2,250	\$740	\$0	\$112,680	74.5%	\$0	\$0	\$112,680	
OMD - CAMP RILEA	565555	Explosives Storage AHA	1992	195	\$151,211	\$109,690	\$2,250	\$740	\$0	\$112,680	74.5%	\$0	\$0	\$112,680	
OMD - CAMP RILEA	565556	Explosives Storage AHA	1992	195	\$151,211	\$109,690	\$2,250	\$740	\$0	\$112,680	74.5%	\$0	\$0	\$112,680	
OMD - CAMP RILEA	568770	Commercial Laundry	1930	1,000	\$224,062	\$39,100	\$118,660	\$52,250	\$0	\$209,915	93.7%	\$0	\$0	\$209,915	
OMD - CAMP RILEA	565560	Tng Site Cmd Storage	1930	1,553	\$742,113	\$80,500	\$333,990	\$6,850	\$0	\$371,340	50.0%	\$0	\$0	\$371,340	
OMD - CAMP RILEA	565561	General Storage	1930	1,784	\$802,801	\$181,710	\$32,480	\$10,380	\$0	\$315,570	39.3%	\$0	\$0	\$315,570	
OMD - CAMP RILEA	564562	Post Storage	1994	890	\$496,194	\$19,000	\$62,200	\$38,600	\$0	\$120,800	24.3%	\$0	\$0	\$120,800	
OMD - CAMP RILEA	6402562	LFX Computer Control Center	2007	160	\$70,644	\$43,240	\$17,296	\$6,648	\$0	\$69,183	97.9%	\$0	\$0	\$69,183	
OMD - CAMP RILEA	1154300	RI Basin Enclosure	2012	144	\$21,610	\$0	\$0	\$17,450	\$0	\$17,450	80.8%	\$0	\$0	\$17,450	
OMD - CAMP RILEA	3633046	Guard Shack RELOC	2012	55	\$78,598	\$12,525	\$5,010	\$2,505	\$0	\$20,039	25.5%	\$0	\$0	\$20,039	
OMD - CAMP RILEA	555993	Two Squad Barracks	2002	2,148	\$342,311	\$64,000	\$22,500	\$7,400	\$0	\$102,200	30.0%	\$0	\$0	\$102,200	
OMD - CAMP RILEA	555993	Four Man Hutment	2004	705	\$309,180	\$0	\$10,690	\$113,920	\$0	\$124,010	40.1%	\$0	\$0	\$124,010	
OMD - CAMP RILEA	557311	Four Man Hutment	2004	705	\$309,180	\$0	\$10,690	\$100,220	\$0	\$110,310	35.0%	\$0	\$0	\$110,310	
OMD - CAMP RILEA	555995	Two Squad Barracks	2002	1,965	\$861,758	\$0	\$19,540	\$278,120	\$0	\$297,660	34.5%	\$0	\$0	\$297,660	
OMD - CAMP RILEA	555990	Two Squad Barracks	2002	1,965	\$861,758	\$0	\$19,540	\$270,780	\$0	\$290,300	33.7%	\$0	\$0	\$290,300	
OMD - CAMP RILEA	555998	Two Squad Barracks	2002	1,965	\$861,758	\$0	\$19,540	\$270,780	\$0	\$290,300	33.7%	\$0	\$0	\$290,300	
OMD - CAMP RILEA	555992	Two Squad Barracks	2002	1,965	\$861,758	\$0	\$19,540	\$270,780	\$0	\$290,300	33.7%	\$0	\$0	\$290,300	
OMD - CAMP RILEA	555948	RV Shower Toilet Facility	2001	616	\$170,992	\$21,500	\$700	\$1,820	\$0	\$24,020	14.0%	\$0	\$0	\$24,020	
OMD - CAMP RILEA	555991	Two Squad Barracks	2002	1,965	\$861,758	\$0	\$19,540	\$277,680	\$0	\$297,220	34.5%	\$0	\$0	\$297,220	
OMD - CAMP RILEA	555994	Two Squad Barracks	2002	1,965	\$861,758	\$0	\$19,540	\$270,780	\$0	\$290,300	33.7%	\$0	\$0	\$290,300	
OMD - CAMP RILEA	32076055	ASP ESS Enclosure	2012	144	\$99,079	\$17,270	\$6,908	\$3,454	\$0	\$27,632	40.0%	\$0	\$0	\$27,632	
OMD - CAMP RILEA	34206007	Ammo Hut ARMA21 MOUT	2008	99	\$50,967	\$109,690	\$2,250	\$740	\$0	\$112,680	221.1%	\$0	\$0	\$112,680	
OMD - CAMP RILEA	34210256	Ammo Hut ARMA22 Grenade Rg	2008	99	\$50,967	\$109,690	\$2,250	\$740	\$0	\$112,680	221.1%	\$0	\$0	\$112,680	
OMD - CAMP RILEA	34212949	Ammo Hut ARMA23 Zero Rgs	2008	99	\$50,967	\$109,690	\$2,250	\$740	\$0	\$112,680	221.1%	\$0	\$0	\$112,680	
OMD - CAMP RILEA	34214753	Ammo Hut ARMA24 Zero Rgs	2008	99	\$50,967	\$109,690	\$2,250	\$740	\$0	\$112,680	221.1%	\$0	\$0	\$112,680	
OMD - CAMP RILEA	34216649	Ammo Hut ARMA25 Zero Rgs	2008	99	\$50,967	\$109,690	\$2,250	\$740	\$0	\$112,680	221.1%	\$0	\$0	\$112,680	
OMD - CAMP RILEA	34218305	Ammo Hut ARMA26 Zero Rgs	2008	99	\$50,967	\$109,690	\$2,250	\$740	\$0	\$112,680	221.1%	\$0	\$0	\$112,680	
OMD - CAMP RILEA	34232614	Ammo Hut ARMA27 W MRP Rg	2008	99	\$50,967	\$109,690	\$2,250	\$740	\$0	\$112,680	221.1%	\$0	\$0	\$112,680	
OMD - CAMP RILEA	34295229	Ammo Hut ARMA28 40203 Rg	2008	99	\$50,967	\$109,690	\$2,250	\$740	\$0	\$112,680	221.1%	\$0	\$0	\$112,680	
OMD - CAMP RILEA	1153258	Backflow Preventor Enclosure	2012	48	\$7,206	\$500	\$0	\$0	\$0	\$500	6.9%	\$0	\$0	\$500	
OMD - CAMP RILEA	555925	Secondary Containment Bldg 7148a	2002	6,000	\$926,589	\$0	\$0	\$180,270	\$19,580	\$0	\$180,270	19.5%	\$0	\$0	\$180,270
OMD - CAMP RILEA	959889	FUEL FAC BLDG	1942	410	\$229,357	\$113,550	\$39,920	\$26,600	\$0	\$180,070	78.5%	\$0	\$0	\$180,070	
OMD - CAMP RILEA	959891	ENTOMOLOGY FAC	1942	1,581	\$352,001	\$146,300	\$99,690	\$0	\$0	\$255,380	66.0%	\$0	\$0	\$255,380	
OMD - CAMP RILEA	959896	SUB SWM STA BLDG	1952	176	\$128,444	\$42,000	\$12,500	\$2,580	\$0	\$125,880	98.0%	\$0	\$0	\$125,880	
OMD - CAMP RILEA	959244	50511 SCALE HOUSE	1941	139	\$74,055	\$16,141	\$6,456	\$3,228	\$0	\$25,826	34.9%	\$0	\$0	\$25,826	
OMD - CAMP RILEA	959251	AT OFF QTRS	1941	1,240	\$883,372	\$24,700	\$46,950	\$0	\$0	\$71,650	12.3%	\$0	\$0	\$71,650	
OMD - CAMP RILEA	959253	6035 HEAT PLT BLDG	1942	1,537	\$242,893	\$48,956	\$19,582	\$9,791	\$0	\$78,329	32.2%	\$0	\$0	\$78,329	
OMD - CAMP RILEA	959254	WSP TOL SINKER	1969	360	\$105,190	\$1,410	\$1,000	\$18,930	\$0	\$22,440	21.3%	\$0	\$0	\$22,440	
OMD - CAMP RILEA	959823	ACCESS CNT FAC	1992	64	\$78,598	\$50,900	\$6,290	\$0	\$0	\$57,180	72.8%	\$0	\$0	\$57,180	
OMD - CAMP RILEA	958610	INFO SYS FAC	1995	504	\$421,665	\$50,470	\$166,090	\$33,100	\$0	\$249,660	59.2%	\$0	\$0	\$249,660	
OMD - CAMP RILEA	959377	GARAGE FAM HS	1942	935	\$69,578	\$12,150	\$1,400	\$2,700	\$0	\$16,250	23.4%	\$0	\$0	\$16,250	
OMD - CAMP RILEA	959378	GARAGE FAM HS	1942	254	\$18,001	\$3,741	\$1,496	\$748	\$0	\$5,985	33.2%	\$0	\$0	\$5,985	
OMD - CAMP RILEA	959380	GARAGE FAM HS	1942	824	\$62,822	\$40,822	\$17,678	\$3,827	\$0	\$112,680	181.2%	\$0	\$0	\$112,680	
OMD - CAMP RILEA	1372733	WTR SUP/IRT BLD	1942	455	\$71,904	\$43,687	\$5,480	\$14,300	\$0	\$63,467	88.3%	\$0	\$0	\$63,467	
OMD - CAMP RILEA	959528	WTR SUP/IRT BLD	1941	433	\$68,427	\$42,696	\$1,550	\$10,920	\$0	\$55,166	80.6%	\$0	\$0	\$55,166	
OMD - CAMP RILEA	960307	WTR SUP/IRT BLD													

OMD - CAMP RTC	1452758	SEW/STW WTR TRT - WWTF PN 411503	2022	374	\$58,103	\$11,913	\$4,765	\$2,383	\$0	\$19,060	32.2%	\$0	\$19,060
OMD - CAMP RTC	1085626	STRG GP INST	1942	128	\$61,319	\$2,800	\$2,150	\$1,290	\$0	\$6,240	10.2%	\$0	\$6,240
OMD - CAMP RTC	1093271	Ammunition Issue RNG02 MRF	2011	198	\$137,130	\$0	\$0	\$30,560	\$0	\$30,560	22.3%	\$0	\$30,560
OMD - CAMP RTC	1093270	AMMO HI INST	2011	198	\$137,130	\$0	\$0	\$1,030	\$0	\$1,030	0.7%	\$0	\$1,030
OMD - CAMP RTC	1067184	Range Support Facility MRF	2009	105	\$58,870	\$7,000	\$0	\$1,370	\$0	\$8,370	14.2%	\$0	\$8,370
OMD - CAMP RTC	1066973	Range Support Facility MP	2009	105	\$58,870	\$6,900	\$500	\$1,940	\$0	\$9,340	15.9%	\$0	\$9,340
OMD - CAMP RTC	1356120	OBSERVATION TOWER MRF	1941	80	\$40,577	\$0	\$2,650	\$500	\$0	\$3,150	7.8%	\$0	\$3,150
OMD - CAMP RTC	1356136	OBSERVATION TOWER	1941	80	\$40,577	\$0	\$1,820	\$1,340	\$0	\$3,160	7.8%	\$0	\$3,160
OMD - CAMP RTC	1506066	WTR SUP/TRT BLD - PN 411104	2022	746	\$117,891	\$0	\$0	\$11,789	\$0	\$11,789	10.0%	\$0	\$11,789
OMD - CAMP RTC	1487641	WATER SUP TRT BLDG POT - WELIA PN 411	2023	360	\$49,943	\$0	\$0	\$4,994	\$0	\$4,994	10.0%	\$0	\$4,994
OMD - CAMP RTC	1450246	CT ENL BARRACKS	2023	2,545	\$984,009	\$0	\$0	\$98,401	\$0	\$98,401	10.0%	\$0	\$98,401
OMD - CAMP RTC	0	GEN PURP ADMIN - IN BLDG 05050	2007	924	\$125,000	\$0	\$0	\$12,500	\$0	\$12,500	10.0%	\$0	\$12,500
OMD - CAMP WITHYCOMBE	565183	Sewer Monitoring Utility Bldg	1985	48	\$7,206	\$1,300	\$590	\$0	\$0	\$1,890	26.1%	\$0	\$1,890
OMD - CAMP WITHYCOMBE	1085478	West Guard Shack	2011	158	\$184,333	\$5,300	\$45,780	\$60,980	\$0	\$112,060	60.8%	\$0	\$112,060
OMD - CAMP WITHYCOMBE	1021992	TAG Storage Shed	2009	450	\$18,357	\$3,697	\$1,439	\$719	\$0	\$5,756	31.4%	\$0	\$5,756
OMD - CAMP WITHYCOMBE	363079	Unaccompanied Housing Qtrs 1	1937	399	\$185,211	\$38,482	\$15,393	\$7,696	\$0	\$61,570	33.2%	\$0	\$61,570
OMD - CAMP WITHYCOMBE	1095743	BBQ Storage AFRC	2011	200	\$91,021	\$0	\$12,040	\$1,450	\$0	\$13,490	14.8%	\$0	\$13,490
OMD - CAMP WITHYCOMBE	563085	Museum O Hut	1953	1,156	\$505,517	\$124,870	\$34,370	\$0	\$0	\$129,240	25.6%	\$0	\$129,240
OMD - CAMP WITHYCOMBE	572092	Flammable Material Storage CECOM	1948	570	\$457,638	\$52,150	\$83,820	\$6,740	\$0	\$142,710	31.2%	\$0	\$142,710
OMD - CAMP WITHYCOMBE	6394442	Post Spill Response Storage	2002	55	\$9,353	\$1,338	\$635	\$268	\$0	\$2,141	40.0%	\$0	\$2,141
OMD - CAMP WITHYCOMBE	1012456	Package & Conting Warehouse	2009	5,100	\$902,036	\$3,950	\$379,980	\$288,270	\$0	\$671,540	74.4%	\$0	\$671,540
OMD - CAMP WITHYCOMBE	6391241	HAZARDOUS MATERIAL BLDG	2001	30	\$11,228	\$2,807	\$1,123	\$561	\$0	\$4,491	40.0%	\$0	\$4,491
OMD - CAMP WITHYCOMBE	6391258	Pesticide Storage	2003	42	\$67,610	\$3,598	\$1,439	\$720	\$0	\$5,757	8.5%	\$0	\$5,757
OMD - CAMP WITHYCOMBE	668570	Museum Barn	1950	1,676	\$723,642	\$184,200	\$13,700	\$30,650	\$0	\$228,550	31.0%	\$0	\$228,550
OMD - CAMP WITHYCOMBE	6391377	HAZARDOUS MAT STORAGE USFPO	1994	220	\$29,763	\$7,196	\$2,678	\$1,439	\$0	\$11,513	40.0%	\$0	\$11,513
OMD - CAMP WITHYCOMBE	6391378	HAZARDOUS MAT STORAGE USFPO	1994	90	\$11,228	\$2,807	\$1,123	\$561	\$0	\$4,491	40.0%	\$0	\$4,491
OMD - CAMP WITHYCOMBE	6391539	HAZARDOUS MAT STORAGE USFPO	2001	192	\$28,783	\$7,196	\$2,678	\$1,439	\$0	\$11,513	40.0%	\$0	\$11,513
OMD - CHRISTMAS VALLEY RADAR SITE	1038886	Vehicle Storage	1990	900	\$138,968	\$29,315	\$11,726	\$5,863	\$0	\$46,904	33.7%	\$0	\$46,904
OMD - CHRISTMAS VALLEY RADAR SITE	1223334	Elect Power Substation Sect 4	1990	400	\$60,052	\$12,301	\$4,921	\$2,460	\$0	\$19,682	32.8%	\$0	\$19,682
OMD - CHRISTMAS VALLEY RADAR SITE	1223332	Elect Power Sub Station Sect 5	1990	400	\$60,052	\$12,301	\$4,921	\$2,460	\$0	\$19,682	32.8%	\$0	\$19,682
OMD - CHRISTMAS VALLEY RADAR SITE	1223333	Elect Power Sub Station Sect 6	1990	400	\$60,052	\$12,301	\$4,921	\$2,460	\$0	\$19,682	32.8%	\$0	\$19,682
OMD - COOS BAY	265615	Flammable Material Storage	1976	120	\$96,344	\$17,130	\$0	\$0	\$0	\$17,130	17.8%	\$0	\$17,130
OMD - CORVALLIS	6394405	Flammable Material Storage	1997	192	\$23,521	\$5,880	\$2,352	\$1,176	\$0	\$9,408	40.0%	\$0	\$9,408
OMD - CORVALLIS	206126	OMU POL Shed	2004	140	\$119,402	\$14,160	\$9,600	\$510	\$0	\$24,170	21.5%	\$0	\$24,170
OMD - DALLAS	3400198	Watrack Equipment Building	2012	37	\$7,206	\$9,499	\$917	\$28	\$0	\$2,066	28.7%	\$0	\$2,066
OMD - DALLAS	1144764	Water Pump Supplier Building	2012	149	\$22,360	\$0	\$80	\$1,610	\$0	\$1,690	7.6%	\$0	\$1,690
OMD - DALLAS	1427280	CHP Nesmith	2015	5,000	\$907,654	\$0	\$0	\$70,230	\$0	\$70,230	7.7%	\$0	\$70,230
OMD - FOREST GROVE	565907	Organizational Storage	1993	1,680	\$724,332	\$20,850	\$175,600	\$62,750	\$0	\$279,200	38.5%	\$0	\$279,200
OMD - GRANTS PASS	566710	HAZARDOUS MATERIAL STORAGE	1978	96	\$77,076	\$11,513	\$4,605	\$2,303	\$0	\$18,421	23.9%	\$0	\$18,421
OMD - GRANTS PASS	570928	Water Supply Bldg	1987	72	\$10,806	\$2,724	\$896	\$443	\$0	\$24,270	33.2%	\$0	\$24,270
OMD - GRANTS PASS	570993	Organizational Storage	1987	1,120	\$509,715	\$123,299	\$49,319	\$24,659	\$0	\$197,274	38.7%	\$0	\$197,274
OMD - GRESHAM	326601	Flammable Material Storage	1976	81	\$61,610	\$0	\$15,000	\$0	\$0	\$15,000	24.3%	\$0	\$15,000
OMD - HERMISTON	565780	OMU POL Shed	2004	80	\$67,610	\$2,150	\$1,280	\$1,300	\$0	\$4,730	7.0%	\$0	\$4,730
OMD - HOOD RIVER	570271	Flammable Material Storage	1977	120	\$96,344	\$14,500	\$9,700	\$2,850	\$0	\$13,000	13.5%	\$0	\$13,000
OMD - JACKSON	339468	OMU POL Shed	2004	96	\$73,019	\$0	\$14,270	\$10,000	\$0	\$24,270	33.2%	\$0	\$24,270
OMD - KINGSLEY FIELD	439073	ORG STRS BLDG	1960	1,993	\$636,742	\$364,544	\$145,818	\$72,909	\$0	\$583,270	69.7%	\$0	\$583,270
OMD - KLEIVER	570132	Flammable Material Storage	1976	72	\$54,764	\$0	\$1,000	\$3,910	\$0	\$4,510	8.2%	\$0	\$4,510
OMD - KLEIVER	6395071	FMS Parts Storage	1976	360	\$56,752	\$14,688	\$5,875	\$2,938	\$0	\$23,501	40.0%	\$0	\$23,501
OMD - KLEIVER	6395072	HAZARDOUS MATERIAL STORAGE	1976	360	\$56,752	\$14,688	\$5,875	\$2,938	\$0	\$23,501	40.0%	\$0	\$23,501
OMD - KLEIVER	6395075	FMS Parts Storage	2003	360	\$28,783	\$7,196	\$2,978	\$1,439	\$0	\$11,513	40.0%	\$0	\$11,513
OMD - KLEIVER	6395076	FMS Shop Office	1990	1,090	\$195,663	\$48,916	\$19,666	\$9,783	\$0	\$78,265	40.0%	\$0	\$78,265
OMD - KLEIVER	6395103	FMS Storage	1980	1,090	\$106,094	\$26,524	\$10,609	\$5,305	\$0	\$42,438	40.0%	\$0	\$42,438
OMD - KLEIVER	565786	OMU POL Shed	2004	165	\$128,001	\$3,950	\$3,950	\$3,950	\$0	\$26,880	20.6%	\$0	\$26,880
OMD - KLEIVER	6395105	HAZARDOUS MATERIAL STORAGE FMS	1988	315	\$19,126	\$3,282	\$1,913	\$956	\$0	\$5,850	30.6%	\$0	\$5,850
OMD - KLEIVER	46769123	HAZARDOUS MATERIAL BLDG	1993	253	\$190,154	\$28,812	\$11,865	\$5,782	\$0	\$46,258	24.3%	\$0	\$46,258
OMD - KLEIVER	1134588	Oil Water Sep Bldg	1968	49	\$6,969	\$500	\$500	\$500	\$0	\$1,200	17.2%	\$0	\$1,200
OMD - LA GRANDE FMS	340945	Maintenance Storage FMS	2001	1,341	\$710,159	\$820	\$97,800	\$50,970	\$0	\$149,590	21.1%	\$0	\$149,590
OMD - LANE	561947	Maintenance Storage FMS	2006	1,210	\$840,781	\$39,560	\$33,600	\$102,000	\$0	\$175,460	21.0%	\$0	\$175,460
OMD - LANE	561462	Access Control Guard Shack	2007	240	\$279,990	\$0	\$37,620	\$36,000	\$0	\$73,880	26.4%	\$0	\$73,880
OMD - LANE	11925752	Water Well Support Bldg	2009	48	\$5,812	\$1,453	\$581	\$291	\$0	\$2,325	40.0%	\$0	\$2,325
OMD - LANE	11928144	BLM Flammable Storage	2009	105	\$55,427	\$13,857	\$5,543	\$2,771	\$0	\$22,171	40.0%	\$0	\$22,171
OMD - MAISON	1336985	HAZ MAT STR INS	2002	250	\$190,154	\$0	\$37,500	\$7,440	\$0	\$44,940	23.6%	\$0	\$44,940
OMD - MAISON	1336975	HAZ MAT STR INS	2015	250	\$190,154	\$0	\$37,500	\$7,440	\$0	\$44,940	23.6%	\$0	\$44,940
OMD - MAISON	1336967	HAZ MAT STR INS	2015	250	\$190,154	\$0	\$37,500	\$7,440	\$0	\$44,940	23.6%	\$0	\$44,940
OMD - MCMINNVILLE	567513	Flammable Material Storage	1978	144	\$115,613	\$12,000	\$7,640	\$0	\$0	\$19,640	17.0%	\$0	\$19,640
OMD - MCMINNVILLE	567514	Haz Mat Storage	1986	400	\$21,148	\$27,450	\$54,510	\$8,200	\$0	\$90,160	28.1%	\$0	\$90,160
OMD - MEDFORD	6393123	Flammable Material Storage	1976	120	\$19,976	\$9,499	\$1,898	\$949	\$0	\$12,236	65.0%	\$0	\$12,236
OMD - MEDFORD	6393124	GENERAL STORAGE	1990	320	\$32,665	\$16,333	\$3,267	\$1,633	\$0	\$21,232	65.0%	\$0	\$21,232
OMD - MEDFORD	6393125	Break - Lunch Room	2001	224	\$70,222	\$35,111	\$7,022	\$3,511	\$0	\$45,644	65.0%	\$0	\$45,644
OMD - MEDFORD	352515	General Storage	1987	1,200	\$546,123	\$35,000	\$13,770	\$109,650	\$0	\$158,420	29.0%	\$0	\$158,420
OMD - MEDFORD	6393127	HAZARDOUS MATERIAL STORAGE	1991	81	\$12,810	\$6,405	\$1,281	\$641	\$0	\$8,327	65.0%	\$0	\$8,327
OMD - MEDFORD	6393128	HAZARDOUS MATERIAL STORAGE FMS	1993	83	\$13,126	\$6,563	\$1,313	\$656	\$0	\$8,532	65.0%	\$0	\$8,532
OMD - NEWPORT	369766	Flammable Material Storage	1976	120	\$96,344	\$14,500	\$16,600	\$3,000	\$0	\$34,100	35.4%	\$0	\$34,100
OMD - NEWPORT	369773	Organizational Storage	1986	1,560	\$709,960	\$12,500	\$109,850	\$33,550	\$0	\$155,900	22.0%	\$0	\$155,900
OMD - PENDLETON AASF	566067	Flammable Material Storage	1988	207	\$174,941	\$35,100	\$27,270	\$500	\$0	\$42,870	35.9%	\$0	\$42,870
OMD - PENDLETON AASF	6394082	HAZARDOUS MATERIAL STORAGE	1996	1,200	\$574,407	\$28,704	\$55,741	\$2,874	\$0	\$37,315	6.5%	\$0	\$37,315
OMD - PENDLETON AASF	566070	General Storage	1996	1,200	\$574,867	\$0	\$112,650	\$0	\$0	\$112,650	19.6%	\$0	\$112,650
OMD - PENDLETON AASF	558125	Kiosk Display	2004	288	\$132,571	\$0	\$0	\$20,750	\$0	\$20,750	15.7%	\$0	\$20,750
OMD - PENDLETON AASF	558126	Guard Shack	2004	128	\$157,193	\$5,130	\$4,500	\$17,100	\$0	\$26,730	17.0%	\$0	\$26,730
OMD - PENDLETON AASF	1240333	Gen Purpose Storage	1996	625	\$299,410	\$3,000	\$20,300	\$21,300	\$0	\$45,100	15.1%	\$0	\$45,100
OMD - PENDLETON AASF	1240334	Gen Purpose Storage	1996	625	\$191,622	\$3,000	\$3,000	\$3,000	\$0	\$78,200	40.8%	\$0	\$78,200
OMD - REDMOND	365600	Flammable Material Storage	1990	108	\$86,710	\$5,000	\$3,200	\$0	\$0	\$11,300	13.0%	\$0	\$11,300
OMD - REDMOND	365613	Organizational Storage	1990	1,400	\$637,144	\$49,000	\$0	\$65,150	\$0	\$114,150	17.9%	\$0	\$114,150
OMD - ROSEBURG	567401	Flammable Material Storage	1977	143	\$65,080	\$0	\$0	\$0	\$0	\$0	0.0%	\$0	\$0
OMD - ROSEBURG	572106	Physical Fitness Center	1987	1,200	\$546,123	\$68,600	\$15,000	\$102,000	\$0	\$213,800	38.1%	\$0	\$213,800
OMD - ROSEBURG	1277876	Flammable Material Storage	2015	30	\$24,086	\$0	\$0	\$2,950	\$0	\$2,950	12.2%	\$0	\$2,950
OMD - ROSEBURG	1280419	Water Supply Bldg, Potable	2015	220	\$33,028	\$0	\$0	\$10,560	\$0	\$10,560	32.0%	\$0	\$10,560
OMD - SALEM AASF	6530345	North Guard Shack	1992	120	\$29,943	\$14,972	\$2,994	\$1,497	\$0	\$19,463	65.0%	\$0	\$19,463
OMD - SALEM AASF	6401051	Hazardous Material Stor	1992	81	\$12,810	\$6,405	\$1,281	\$641	\$0	\$8,327	65.0%	\$0	\$8,327
OMD - SALEM AASF	352407	POL Shed AASF #1921F	19										

Facility Plan - Facilities Planning Narrative 107BF02  
2025-27 Biennium

Agency Name Oregon Military Department

<p><b>1. What are the key drivers for your agency's facility needs, and how do you measure space/facility demand?</b> The ability of the facility to support the attached military units as they conduct their assigned missions. Army regulations (primarily the 415 series) prescribe facility authorizations and requirements based on the type of military units and equipment assigned to each facility.</p>	<p><b>2. What are the key facility-related challenges over the next 10-years? (Please answer in order of priority)</b> 1) Budgeting for required state match funds to combine with federal maintenance funds. 2) Coordinating required state matching funds in the year that federal construction funds are received. 3) Securing state funding to provide property for federally funded facility construction. 4) Changes to the organization, units, or agencies assigned missions.</p>	<p><b>3. What do you need to meet these challenge</b> Executive and legislative support of our requested budgets. A consistent state facility maintenance budget to match with available federal maintenance funding. A completed facility conditions assessment (in process).</p>
---	---	--

# Facilities Summary Report

2025-27 Biennium

**Agency Name:**

**Oregon Military Department**

**Owned Facilities Over \$1 million**

Number of Facilities  
 Current Replacement Value \$ (CRV)  
 Gross Square Feet (GSF)  
 Usable Square Feet (USF)  
 Occupants Position Count (PC)

**FY 2024 DATA**

	203
\$	1,708,178,437
	3,331,337
	580,000
	3500

Source  Risk or FCA

Estimate/Actual  
 USF/PC  20 |  166

**Owned Facilities Under \$1 million**

Number of Facilities  
 CRV  
 GSF

	290
\$	90,566,000
	220,866

Army regulations (primarily the 415 series) prescribe facility authorizations and requirements based on the units and equipment assigned to each facility.

**Leased Facilities**

Total Rentable SF  
 Biennial Lease Cost  
 Additional Costs for Lease Properties (O&M)  
 Usable Square Feet (USF)  
 Occupants Position Count (PC)

	15,306
\$	810,256.00
	0
	12,006
	32

Estimate/Actual  
 USF/PC  80 |  375

**Definitions**  
**CRV**

Current Replacement Value Reported to Risk or Calculated Replacement Value Reported from Facility Conditions Assessment (FCA)

**RSF**

Rentable SF per BOMA definition. The total usable area plus a pro-rated allocation of the floor and building common areas within a building.

**USF**

Usable Square Feet per BOMA definition. Area of a floor occupiable by a tenant where personnel or furniture are normally housed plus building amenity areas that are convertible to occupant area and not required by code or for the operations of a building.

If not known, estimate percentage.

**PC**

Legislatively Approved Budget (LAB) Position Count

**O&M**

Total Operations and Maintenance Costs for facilities including all maintenance, utilities and janitorial.

# Facilities Operations and Maintenance and Deferred Maintenance

2025-27 Biennium

Agency Name:

Oregon Military Department

## Facilities Operations and Maintenance (O&M) Budget

	2021-23 Actual	2023-25 LAB	2025-27 Budgeted	2027-29 Projected
Personal Service (Maintenance)	\$30,776,661	\$40,999,797	\$43,923,890	\$46,120,085
Services & Supplies (Maintenance)	\$18,397,164	\$27,186,300	\$28,506,839	\$29,732,633
<b>O&amp;M \$/GSF (Maintenance)</b>			<b>\$8.03</b>	

Personal Service (Utilities & Janitorial)  
Services & Supplies (Utilities & Janitorial)  
**O&M \$/GSF (Utilities & Janitorial)**

	\$1,773,666	\$2,464,838	\$3,308,973	\$3,474,422
	\$6,941,587	\$13,614,202	\$14,186,381	\$14,796,396
			<b>\$3.99</b>	

**O&M Estimated Fund Split %**

General Fund	Lottery Fund	Other Funds	Federal Funds
21%	0%	2%	76%

## Short and Long Term Deferred Maintenance Plan for Facilities Value Over \$1M

riorities 1-3 - Currently, Potentially and Not Yet Critical  
priority 4 - Seismic & Natural Hazard  
Priority 5 - Modernization  
Total Priority Need

	Current Value (2023)	Ten Year Projection	2025-27 Budgeted	2027-29 Projected
	\$ 317,376,546	\$ 437,244,044		
	\$ 333,133,670.00	333,133,670		
	\$ 296,972,619.00	296972619		
	\$ 947,482,835.00	\$ 1,067,350,333.00	\$ 32,346,650.00	\$ 32,993,583.00
	17.64%	24.31%	17.64%	24.31%

**Facility Condition Index (Need/CRV)**

**Assets Over \$1M CRV**

\$ 1,798,744,437.00
---------------------

Process/Software for routine maintenance (O&M)  
Process/Software for deferred maintenance/renewal  
Process for funding facilities maintenance

Integrated Engineering Management System (IEMS)
Builder™ and Installations Status Report (ISR)
Federal/State match based on Function and Agreement Support Code

# Major Construction/Acquisition Project Narrative

**Note:** Complete a separate form for each project

Agency:	Oregon Military Department	Priority (Agency #):		Schedule
Project Name:	New Linn County Readiness Center	Cost Estimate	Cost Est.Date	Est. Completion
Address/Location:	Linn County	\$ 7,000,000	4/30/2024	7/1/2026
		GSF	# Stories	Land Use/Zoning Satisfied
		44,125	1 or 2	Y

<b>Funding Source(s):</b> Show the distribution of dollars by funding source for the full project cost.	
General Fund	\$ 7,000,000
Lottery	\$
Other	Federal
	28,000,000

**Description of Agency Business/Master Plan and Project Purpose/Problem to be Corrected**

The new Linn County Readiness Center will replace both the Lebanon and Albany armories, both of which are undersized and in poor condition. At the Lebanon Armory (which was sold in 2023), no military vehicle parking was available on site requiring the vehicles to be parked at the old FMS site (which was sold in 2022). Due to a lack of POV parking on the site, unit members were required to park POVs on the street during drill weekend presenting a significant safety issue. Housing has encroached to within 10 feet of the building on the west side and the city motor pool on the east side severely hampering anti-terrorism force protection (ATFP) space. Built in 1950, the facility was extremely outdated. The roof, windows, and kitchen needed to be replaced. The ISR Rating was black across the board for over a decade. Due to its poor condition, this armory posed significant challenges to unit readiness. While waiting for construction funding, the unit was relocated to the Albany Armory which was built in 1975 and though better than the Lebanon Armory, is also undersized and does not adequately serve the needs of the unit. The new site for this project is in the possession of the state of Oregon.

**Project Scope and Alternatives Considered**

A specially designed National Guard Readiness Center of permanent construction. The National Guard Readiness Center 44,125 square foot building includes the following items that are integral to the facility: Backup/Emergency Generator, and Organizational Vehicle Parking (Paved). Comprehensive interior design services are requested. This facility will be designed to meet Industry Standards as well as all local, State, and Federal building codes and as per 42 U.S.C. 4154. Construction will include all utility services, information systems, fire detection and alarm systems, roads, walks, curbs, gutters, storm drainage, parking areas, and site improvements. Facilities will be designed to a minimum life of 50 years in accordance with DoDs Unified Facilities Code (UFC 1-200-02) including energy efficiencies, building envelope and integrated building systems performance as per ASA(IE&E) Sustainable Design and Development Policy Update 2017. Access for individuals with disabilities will be provided. Antiterrorism measures in accordance with the DOD Minimum Antiterrorism for building standards will be provided.

## ESTIMATED PROJECT COST DIRECT CONSTRUCTION COSTS

2025-27



# Major Construction/Acquisition Project Narrative

**Note:** Complete a separate form for each project

Agency:	Oregon Military Department		Priority (Agency #):	Schedule	
Project Name:	Southern Oregon Micro-Armory - Klamath Falls		Cost Estimate	Cost Est. Date	Est. Completion
Address/Location:	Klamath County		\$ 5,750,000	4/30/2024	7/1/2025
			GSF	# Stories	Land Use/Zoning Satisfied
			7,500	1	Y

<b>Funding Source(s):</b> Show the distribution of dollars by funding source for the full project cost.	
General Fund	Other
\$	\$
2,000,000	3,750,000

**Description of Agency Business/Master Plan and Project Purpose/Problem to be Corrected**

The ORNG has had an Armory in Klamath Falls since 1935. The next nearest armory is the Ashland Armory at approximately 1 hour and 20 minutes to the west and over the Siskiyou Mountain range. In 2006 the unit vacated the Klamath Falls Armory and moved to a facility on Kingsley Air National Guard (ANG) Base. In 2009 the Oregon Military Department disposed of the Klamath Falls Armory and acquired land adjacent to the Kingsley Air National Guard Base with the intent of building the new Readiness Center there. Through a state facilities board planning action, the new ARNG Readiness Center and a new Security Forces building were to be co-located on the ANG Base. Currently the unit assigned to this location has a 1993 SF storage building and an outdoor mobile weapons vault. The unit still has access to the ANG dining facility, fitness center, and classroom space. However, this leaves the program with a severe deficiency of authorized space and no longer has adequate readiness center space. Bond funding in this request could potentially be utilized to purchase additional land for this project.

**Project Scope and Alternatives Considered**

The proposed solution is to construct a new readiness center on the adjacent state-owned property. This proposed facility is targeted at approximately 7500 square feet. It would still utilize the outdoor mobile weapons vault and have access to the ANG dining facility, fitness center, and classroom spaces. The new building would hook up to the existing ANG Base infrastructure of water, wastewater, and electrical.

## ESTIMATED PROJECT COST DIRECT CONSTRUCTION COSTS

1	Building Cost Estimate/Seismic	7500	\$	4,150,000	72%	\$	553
2	Structural Seismic Retrofit Cost Estimate		\$	-	0%	\$	99
3	Life and Health Safety, mandated code compliance modifications.		\$	67,800	1%	\$	9
4	Latrine modifications/improvements to meet needs.		\$	-	0%	\$	90
5	Upgrade/update kitchen to meet needs.		\$	-	0%	\$	283
<b>6</b>	<b>TOTAL DIRECT CONSTRUCTION COSTS</b>		\$	4,217,800	73%	\$	562
<b>INDIRECT CONSTRUCTION COSTS</b>							
7	Owner Equipment / Furnishings / Special Systems		\$	210,890	5%		
8	Construction Related Permits & Fees		\$	126,534	3%		
9	Renewable Energy and other state or unique regulatory requirements not in hard		\$	84,356	2%		
10	Architectural, Engineering Consultants		\$	463,958	11%		
11	Other Design and PM Costs		\$	126,534	3%		
<b>12</b>	<b>TOTAL INDIRECT COSTS</b>		\$	1,012,272	24%		
<b>13 OWNER'S PROJECT CONTINGENCY</b>							
			\$	523,007	10%		
<b>TOTAL PROJECT COST</b>			\$	5,753,079		\$	

Project Image/Illustration (optional)
---------------------------------------

# Major Construction/Acquisition Project Narrative

*Note: Complete a separate form for each project*

Agency:	Oregon Military Department	Priority (Agency #):	Schedule
Project Name:	Armory Service Life Extension and Regional Emergency Enhancement Project - Salem Armory and Auditorium	Cost Estimate	Est. Completion
Address/Location:	Marion County	\$ 6,300,000	3/2/2026
		GSF	2/28/2029
		# Stories	Land Use/Zoning Satisfied
		55,501	Y
		1	

<b>Funding Source(s)</b> : Show the distribution of dollars by funding source for the full project cost.	Federal
General Fund	Other
\$	6,300,000
Lottery	

**Description of Agency Business/Master Plan and Project Purpose/Problem to be Corrected**

This request is part of the Oregon Military Department's Armory Service Life Extension Program (ASLEP) and Regional Emergency Enhancements Program (REEP). By combining the request for these programs, the department will be able to implement both programs simultaneously and effectively address maintenance issues while improving the State's planning and response in the event of a disaster for those sites that would benefit from both programs. The ASLEP program is intended to address severe deficiencies at facilities that are essential to conduct the Oregon Military Department's missions, extending their useful lifespan by 25 years. The REEP program ensures that essential and critical facilities have the capability to serve as staging areas through seismic retrofits, emergency power, water, fuel and storage of supplies for the purpose of disaster response. The Oregon Military Department has conducted several successful ASLEP projects over the last decade, and considers the program to be crucial to our facility management plans. The department's REEP program includes a review of disaster response plans, such as the Cascadia Subduction Zone Catastrophic Disaster Response Plan, and has identified critical facilities that require improvements to effectively serve as regional hubs in the event of a disaster or emergency. This request provides funding for the design and construction of additions and alterations and improvements to the Salem Armory and Auditorium in Marion County. The existing armory was constructed in 1961 and is in a state of significant decline. Severe deficiencies in the electrical, mechanical, and structural components of this facility threaten its continued use for its intended purpose. The facility is 55,501 square feet. The deferred maintenance issues and building condition resulted in an unproductive training environment, improper storage of sensitive items, premature aging of mission essential equipment, overcrowding and a limited ability to provide the necessary resiliency in times of disaster. The Oregon Military Department currently calculates Salem Armory and Auditorium deferred maintenance and improved resiliency at \$6.3M. This project would alleviate much of that deferred maintenance liability and provide the added benefit of resiliency in times of disaster. Bond funding in this request could potentially be utilized to purchase additional land for this project.

**Project Scope and Alternatives Considered**

The ASLEP portion of the project will bring the facility into conformance with current building code, will replace outdated, inefficient, or defective building systems (to include mechanical, electrical and plumbing), will remodel the existing classrooms, administrative space, latrines and showers, equipment storage areas, kitchen, and assembly hall areas. Other areas the ASLEP will address include repair or replace failed paving areas, and will repair or replace existing site lighting, landscaping and fencing. The Salem Armory and Auditorium is strategically located within the Willamette Valley such that it could serve the region during a Cascadia event. The REEP will provide the 'Emergency Operations Center' facility with structural improvements and upgrades, 24/7 emergency backup power through the use of diesel or dual fuel generator sets with automatic transfer switches. These emergency response materials would be cached and staged at this site for use during a disaster, or distribution to other facilities depending on the planned response and recovery mission. These 'Emergency Operations Centers' can also serve as supply depots to provide assistance and support as needed to the nearby and surrounding areas and public gathering locations outside of the Cascadia Subduction Zone Tsunami Inundation Plan. The Oregon Military Department anticipates an increase in rental activity as a result of this project. Funds from rental activities are used to partially offset facility operations and maintenance costs. A review of the long range federal funding forecast indicates that no federal funds will be available to replace this facility in the foreseeable future. State funds required for construction are not available in the Major Construction Other Funds Account. The combination of the ASLEP and REEP will allow the department to address severe deferred maintenance deficiencies and enhance resiliency and disaster response.

**ESTIMATED PROJECT COST**

**DIRECT CONSTRUCTION COSTS**

	\$	% Project Cost	\$/GSF
1 Building Cost Estimate/Seismic	14350	38%	249
2 Sctructural Seismic Retrofit Cost Estimate	16600	26%	99
	2,403,770		
	1,641,740		



# Major Construction/Acquisition Project Narrative

**Note:** Complete a separate form for each project

Agency:	Oregon Military Department		Priority (Agency #):	Schedule	
Project Name:	Armory Service Life Extension and Regional Emergency Enhancement Project - Woodburn Armory	Cost Estimate	\$ 6,100,000	Cost Est. Date	3/1/2027
Address/Location:	Marion County	GSF	23,033	Land Use/Zoning Satisfied	2/28/2029
		# Stories	1	Y	

<b>Funding Source(s):</b> Show the distribution of dollars by funding source for the full project cost.	
General Fund	Other
\$	6,100,000
	Federal

**Description of Agency Business/Master Plan and Project Purpose/Problem to be Corrected**

This request is part of the Oregon Military Department's Armory Service Life Extension Program (ASLEP) and Regional Emergency Enhancements Program (REEP). By combining the request for these programs, the department will be able to implement both programs simultaneously and effectively address maintenance issues while improving the State's planning and response in the event of a disaster for those sites that would benefit from both programs. The ASLEP program is intended to address severe deficiencies at facilities that are essential to conduct the Oregon Military Department's missions, extending their useful lifespan by 25 years. The REEP program ensures that essential and critical facilities have the capability to serve as staging areas through seismic retrofits, emergency power, water, fuel and storage of supplies for the purpose of disaster response. The Oregon Military Department has conducted several successful ASLEP projects over the last decade, and considers the program to be crucial to our facility management plans. The department's REEP program includes a review of disaster response plans, such as the Cascadia Subduction Zone Catastrophic Disaster Response Plan, and has identified critical facilities that require improvements to effectively serve as regional hubs in the event of a disaster or emergency. This request provides funding for the design and construction of additions and alterations and improvements to the Woodburn Armory in Marion County. The existing armory was constructed in 1957 and is in a state of significant decline. Severe deficiencies in the electrical, mechanical, and structural components of this facility threaten its continued use for its intended purpose. The facility is 23,033 square feet. The deferred maintenance issues and building condition resulted in an unproductive training environment, improper storage of sensitive items, premature aging of mission essential equipment, overcrowding and a limited ability to provide the necessary resiliency in times of disaster. The Oregon Military Department currently calculates Woodburn Armory deferred maintenance and improved resiliency at \$6.1M. This project would alleviate much of that deferred maintenance liability and provide the added benefit of resiliency in times of disaster. Bond funding in this request could potentially be utilized to purchase land for this project.

**Project Scope and Alternatives Considered**

The ASLEP portion of the project will bring the facility into conformance with current building code, will replace outdated, inefficient, or defective building systems (to include mechanical, electrical and plumbing), will remodel the existing classrooms, administrative space, latrines and showers, equipment storage areas, kitchen, and assembly hall areas. Other areas the ASLEP will address include repair or replace failed paving areas, and will repair or replace existing site lighting, landscaping and fencing. The Woodburn Armory is strategically located within the Willamette Valley such that it could serve the region during a Cascadia event. The REEP will provide the 'Emergency Operations Center' facility with structural improvements and upgrades, 24/7 emergency backup power through the use of diesel or dual fuel generator sets with automatic transfer switches. These emergency response materials would be cached and staged at this site for use during a disaster, or distribution to other facilities depending on the planned response and recovery mission. These 'Emergency Operations Centers' can also serve as supply depot's to provide assistance and support as needed to the nearby and surrounding areas and public gathering locations outside of the Cascadia Subduction Zone Tsunami Inundation Plan. The Oregon Military Department anticipates an increase in rental activity as a result of this project. Funds from rental activities are used to partially offset facility operations and maintenance costs. A review of the long range federal funding forecast indicates that no federal funds will be available to replace this facility in the foreseeable future. State funds required for construction are not available in the Major Construction Other Funds Account. The combination of the ASLEP and REEP will allow the department to address severe deferred maintenance deficiencies and enhance resiliency and disaster response.

**ESTIMATED PROJECT COST**

**DIRECT CONSTRUCTION COSTS**

2025-27	\$	%	Project Cost	\$/GSF
				<b>107BF11</b>



# Major Construction/Acquisition Project Narrative

**Note:** Complete a separate form for each project

Agency:	Oregon Military Department	Priority (Agency #):		Schedule
Project Name:	Armory Service Life Extension Project - Bend Armory	Cost Estimate	9,400,000	Est. Completion
Address/Location:	Deschutes County	Cost Est. Date	4/30/2024	Start Date
		# Stories	1	3/2/2026
		Land Use/Zoning Satisfied	Y	2/28/2029
		GSF	40,460	

<b>Funding Source(s):</b> Show the distribution of dollars by funding source for the full project cost.	
General Fund	\$ 9,400,000
Lottery	
Other	
Federal	

Description of Agency Business/Master Plan and Project Purpose/Problem to be Corrected

This request is part of the Oregon Military Department's Armory Service Life Extension Program (ASLEP). The ASLEP program is intended to address severe deficiencies at facilities that are essential to conduct the Oregon Military Department's missions while extending their useful lifespan by 25 years. The Oregon Military Department has conducted several successful ASLEP projects over the last decade, and considers the program to be crucial to our facility management plans. This request provides funding for the design and construction of additions, alterations and improvements of the Bend Armory located in Deschutes County. The existing armory was constructed in 1993 and is in a state of significant decline. Severe deficiencies in the electrical, mechanical, and structural components of this facility threaten its continued use for its intended purpose. The facility is 40,460 square feet in size. The deferred maintenance issues and building condition have resulted in an unproductive training environment, improper storage of sensitive items, premature aging of mission essential equipment, and limited ability to provide the necessary resiliency in times of disaster. The Oregon Military Department currently calculates Bend Armory deferred maintenance at \$9.4M. This project would alleviate much of that deferred maintenance liability and provide the added benefit of resiliency in times of disaster. Bond funding in this request could potentially be utilized to purchase additional land for this project.

Project Scope and Alternatives Considered

The Armory Service Life Extension Program (ASLEP) will bring the facility into conformance with current building code, will replace outdated, inefficient, or defective building systems (to include mechanical, electrical and plumbing), will remodel the existing classrooms, administrative space, latrines and showers, equipment storage areas, kitchen, and assembly hall areas. Other areas the ASLEP will address include repair or replace failed paved areas, and will repair or replace existing site lighting, landscaping and fencing. The Bend Armory is located in Eastern Oregon and could serve the region during an emergency event. This project will provide the 'Emergency Operations Center' facility with structural improvements and upgrades, 24/7 emergency backup power through the use of diesel or dual fuel generator sets with automatic transfer switches. The Oregon Military Department anticipates an increase in rental activity as a result of this project. Funds from rental activities are used to partially offset facility operations and maintenance costs. A review of the long range federal funding forecast indicates that no federal funds will be available to replace this facility in the foreseeable future. State funds required for construction are not available in the Major Construction Other Funds Account. The ASLEP will allow the department to address severe deferred maintenance deficiencies, the 'Emergency Operations Center' facility with structural improvements and upgrades, 24/7 emergency backup power through the use of diesel or dual fuel generator sets with automatic transfer switches.

**ESTIMATED PROJECT COST**

2025-27

**DIRECT CONSTRUCTION COSTS**

		\$	% Project Cost	\$/GSF
1	Building Cost Estimate (Except for Latrine & Kitchen)	38560	26%	249
2	Structural Seismic Retrofit Cost Estimate	40000	42%	99
3	Life and Health Safety, mandated code compliance modifications.	\$ 348,582	4%	9
4	Latrine modifications/improvements to meet needs.	\$ 286,350	3%	249
5	Upgrade/update kitchen to meet needs.	\$ 186,750	2%	249
<b>6</b>	<b>TOTAL DIRECT CONSTRUCTION COSTS</b>	<b>\$ 7,181,452</b>	<b>76%</b>	<b>186</b>

**INDIRECT CONSTRUCTION COSTS**

7	Owner Equipment / Furnishings / Special Systems	\$ 71,815	1%	
8	Construction Related Permits & Fees	\$ 215,444	3%	
9	Renewable Energy and other state or unique regulatory requirements not in	\$ 143,629	2%	
10	Architectural, Engineering Consultants	\$ 861,774	12%	
11	Other Design and PM Costs	\$ 71,815	1%	
<b>12</b>	<b>TOTAL INDIRECT COSTS</b>	<b>\$ 1,364,476</b>	<b>19%</b>	

**13 OWNER'S PROJECT CONTINGENCY**

		\$ 854,593	10%	
--	--	------------	-----	--

**TOTAL PROJECT COST**

		\$ 9,400,521		
--	--	--------------	--	--

Project Image/Illustration (optional)

# Major Construction/Acquisition Project Narrative

**Note:** Complete a separate form for each project

Agency:	Oregon Military Department	Priority (Agency #):		Schedule
Project Name:	Sports Complex - Oregon Youth Challenge Program	Cost Estimate	Cost Est. Date	Start Date
Address/Location:	23861 Dodds Rd., Bend, Or 97701	\$ 5,047,680	5/19/2022	Est. Completion
		GSF	# Stories	Land Use/Zoning Satisfied

<b>Funding Source(s):</b> Show the distribution of dollars by funding source for the full project cost.				
General Fund	Lottery	Other	Federal	
		\$ 5,047,680		

**Description of Agency Business/Master Plan and Project Purpose/Problem to be Corrected**

This request is for the construction of an athletic field at the Senator Jackie Winters Oregon National Guard Youth Challenge Campus, to improve the academic curriculum and improve the overall learning experience for young men and women, as they prepare for a successful future. It is proven that physical fitness provides a student many positive outcomes physically and mentally, improving classroom performance by clearing a student's mind to improve thinking, learning and judgement abilities. An athletic field at the Oregon Youth Challenge Program (OYCP) would provide these benefits to OYCP students, better preparing them to enter into today's workforce or advanced educational institutions. Bond funds in this request could potentially be utilized to purchase land for the project.

OYCP is an alternative high school without an outdoor field to conduct physical education. Constructing an athletic field will improve student health and wellness, allow students to meet National Guard Bureau (NGB) graduation requirements and participate in daily physical education classes on-site, eliminating the need to transport students to Bend's public fields.

OYCP is an NGB sponsored program serving at-risk students, ages 16, 17 and 18 years old, who are failing in the traditional educational environment. Students who complete the program receive either a high school diploma, a General Educational Development (GED) certificate, or certified credits to take back to their hometown high school. OYCP offers two sessions per year, which are each 22 weeks in length. This is a residential program with a military model; students live and study on campus for the duration of the course. ~~Additionally, OYCP has been fortunate to also receive widely held support from the Oregon Legislature for past projects and operational General Fund in the OMD budget.~~

**Project Scope and Alternatives Considered**

OYCP remains committed to prioritizing equity and addressing racial disparities by engaging our under-served and under-resourced communities throughout the state. OYCP offers high school dropouts and students failing traditional high schools the opportunity to build a better future. OYCP prides itself on being an inclusive and welcoming educational opportunity for all at-risk youth, regardless of race, ethnicity, culture, color, disability, gender, religion, economic status and national origin.

Constructing an athletic field at OYCP will have an immediate positive outcome for the students. Providing a safe environment to conduct physical education classes, leading to improved fitness and performance in the classroom.

**ESTIMATED PROJECT COST**

<b>DIRECT CONSTRUCTION COSTS</b>					
		\$	% Project Cost	\$	\$/GSF
1	Building Cost Estimate/Seismic	85680	77%	\$ 3,886,714	45
2	Structural Seismic Retrofit Cost Estimate	85680	0%	\$	99
3	Life and Health Safety, mandated code compliance modifications.		0%	\$	9
4	Latrine modifications/improvements to meet needs.	\$ -	0%	\$	90
5	Upgrade/update kitchen to meet needs.		0%	\$	283
<b>6</b>	<b>TOTAL DIRECT CONSTRUCTION COSTS</b>	\$ 3,886,714	77%	\$	45
<b>INDIRECT CONSTRUCTION COSTS</b>					
7	Owner Equipment / Furnishings / Special Systems		4%		
8	Construction Related Permits & Fees		2%		
9	Renewable Energy and other state or unique regulatory requirements not in		1%		
10	Architectural, Engineering Consultants		9%		
11	Other Design and PM Costs		2%		
<b>12</b>	<b>TOTAL INDIRECT COSTS</b>	\$ 908,582.00	18%		
<b>13</b>	<b>OWNER'S PROJECT CONTINGENCY</b>	\$ 252,384.00	5%		
<b>TOTAL PROJECT COST</b>		\$ 5,047,680			

Project Image/Illustration (optional)
---------------------------------------

# Major Construction/Acquisition 10-Year Plan, Lease Plans, Disposals

2025-27 Biennium

Agency Name: Oregon Military Department

## Proposed New Construction or Acquisition - Complete for 5 Biennia

Biennium	Priority	Concept/Project Name	Description	GSF	Position Count	General Fund	Other Funds	Lottery Funds	Federal Funds	Estimated Cost/Total Funds
2025-27	1	Linn County Readiness Center	Construction of a new Linn County Readiness Center	44125			7,000,000		28,000,000	35,000,000
2025-27	2	Southern Oregon Micro-Armory	Construction of a new Small Readiness Center in Klamath Falls	7500			2,000,000		3,750,000	5,750,000
2025-27	3	ASLEP/REEP - Salem Armory	Addition/Alteration of the Salem Armory & Auditorium	16600			6,300,000			6,300,000
2025-27	4	OYCP Athletic Field	Construction of an athletic field at the Youth Challenge Program	85680			5,047,680			5,047,680
2025-27	5	ASLEP/REEP - Woodburn Armory	Addition/Alteration of the Woodburn Armory	17564			6,100,000			6,100,000
2025-27	6	ASLEP - Bend Armory	Addition/Alteration of the Bend Armory	40460			9,400,000			9,400,000
2025-27	7	Boardman Multipurpose Machine Gun Range	Construction of a new Machine Gun Range	2910					13,000,000	13,000,000
2027-29	8	ASLEP/REEP - Salem Reserve Center	Addition/Alteration of the Salem Reserve Center	20215			6,000,000			6,000,000
2027-29	9	ASLEP/REEP - McMinnville Armory	Addition/Alteration of the McMinnville Armory	18553			6,329,665			6,329,665
2029-31	10	Field Maintenance Shop - Rees Training Center	New Field Maintenance Shop at Rees Training Center	26103					15,000,000	15,000,000
2029-31	11	ASLEP - La Grande Armory	Addition/Alteration of the La Grande Armory	42352			6,779,440			6,779,440
2031-33	12	ASLEP - Hermiston Armory	Addition/Alteration of the Hermiston Armory	24026			10,916,000			10,916,000
2031-33	13	ASLEP/REEP - Warrenton Armory	Addition/Alteration of the Warrenton Armory	22779			6,650,000			6,650,000