

SFMS User Group

NEW WEB REPORTING TOOL

LIZ SCHULTZ



New web reporting tool

- SFMS will be rolling out a new web reporting tool in calendar year 2021.
- No implementation date has been set yet, but we wanted to give you a sneak peek.
- This new web reporting tool will provide you with the same electronic DAFR reports you receive today through the SFMA Web Reports website, but will provide additional features.

Key features on this new tool include:

1. View reports in PDF, TXT or Excel (CSV) formats.
2. More indexing options to control how you want to view your report data.



Current tool - SFMA web reports

SFMA PDF Reports

10/22/20

PROD 16:44:08

Please enter your selection criteria and press submit. The cycle date and agency are required. The Requestor, Request #, Report id and Dist Code are optional.


Cycle Date(mm/dd/yy): Agency:

Requestor: Request #: Report ID: Dist Code:

Please click on the report you wish to view

Cycle Date	Agency	Requestor	Request #	Report ID	Dist Code	Report Title
10/21/20	107	CNTL	01	DAFR2201	WRP1	BATCH SUMMARY
10/21/20	107	CNTL	01	DAFR2201	WRP1	BATCH SUMMARY
10/21/20	107	CNTL	01	DAFR2251	WRP1	POSTED TRANSACTION DETAIL
10/21/20	107	CNTL	01	DAFR2251	WRP1	POSTED TRANSACTION DETAIL

New tool – CA View reports

 **CA** A Broadcom Company
Web Viewer





DASUSER > Repository: DASR > Indexes

Basic filters
Creation Date: 10/21/2020 - 10/22/2020 x

Index Names : **AGCY#**

Index Values : **107**

Report List

✓	Report Name	Actions	Lines	Pages	Type	Archive Date	Description
✓	DAFR2201	 	1518	2	TEXT	Oct 21, 2020 7:20 PM	BATCH SUMMARY
✓	DAFR2251	 	36907	10	TEXT	Oct 21, 2020 7:20 PM	POSTED TRANSACTION DETAIL

More information to come

- We will provide more information including demos of this new reporting tool in future SFMS User Groups & R*STARS Report trainings.
- If you are interested in participating in parallel testing of this new reporting tool, please contact me. We are expecting this parallel testing would begin in December 2020.

Contact information:

Liz Schultz

elizabeth.schultz@oregon.gov



Questions regarding the new web tool?



SFMS User Group

SFMA SCREEN NAVIGATION – 89 SCREEN

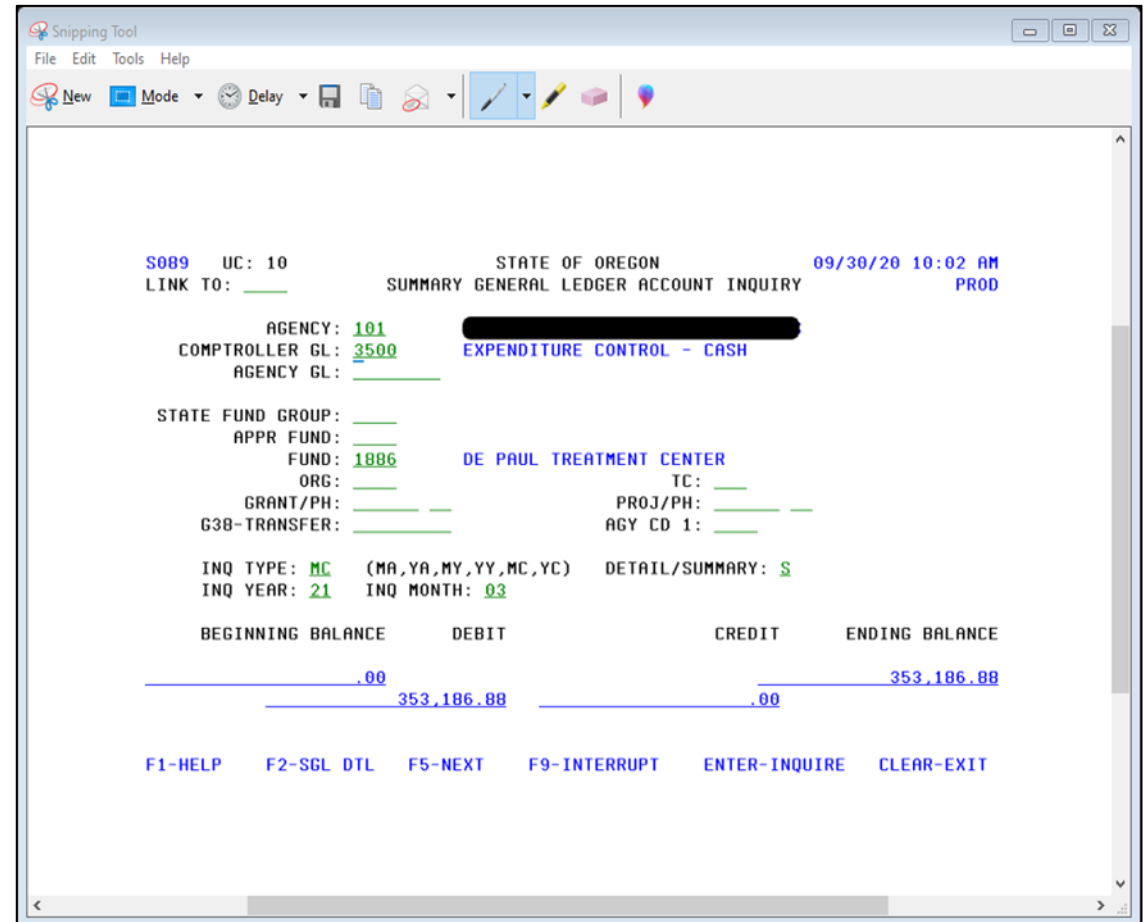
JULIE TACCHINI



89 screen - purpose

Provides information for a GL account from the Summary GL Table (GS).

- High level balances.
- Balances for a specific subset of the GL.
- Enhanced to allow drilldown to 83 screen from which you can navigate to the 84B screen for a specific document.



89 screen – high level inquiry

The highest level inquiry requires:

- Agy No.
- Comptroller GL or Agency GL No.
- State Fund Group, Appropriated Fund or D23 Fund.

Additional date range criteria required:

- Inquiry Type – Most common MA, MY and MC.
- Detail/Summary – S for Summary to obtain the highest level inquiry.
- Inquiry Year – Fiscal year desired.
- Inquiry Mo – Month desired.

Examples of date range criteria results:

- MA, S, 21, 03 = Summary amount of activity within FM03/FY21.
- MY, S, 21, 03 = Summary amount of activity within FY21, FM01 through FM03.
- MC, S, 21, 03 = Summary amount of activity to date, through FM03/FY21.



89 screen – detailed inquiry

Additional filter options include:

- Grant/Phase.
- Project/Phase.
- G38 Code.
- Agency Code 1.

For Example:

Inquiry for balance of transactions to GL 3500, Fund 4103, with Tcode415, to Project 987654, Phase 04 in July 2020.

```
S089 UC: 10 STATE OF OREGON 10/05/20 10:03 AM
LINK TO: _____ SUMMARY GENERAL LEDGER ACCOUNT INQUIRY PROD

AGENCY: 101
COMPTROLLER GL: 3500 EXPENDITURE CONTROL - CASH
AGENCY GL: _____

STATE FUND GROUP: _____
APPR FUND: _____
FUND: 4103
ORG: _____ TC: 415
GRANT/PH: _____ PROJ/PH: 987654 04
G38-TRANSFER: _____ AGY CD 1: _____

INQ TYPE: MA (MA, YA, MY, YY, MC, YC) DETAIL/SUMMARY: S
INQ YEAR: 21 INQ MONTH: 01

BEGINNING BALANCE DEBIT CREDIT ENDING BALANCE
_____ .00 _____ 368.06 _____ .00 _____ 368.06

F1-HELP F2-SGL DTL F5-NEXT F9-INTERRUPT ENTER-INQUIRE CLEAR-EXIT
```

89 screen – scroll feature

If you select Detail mode, you can press F5 to scroll through additional filter options.

```
S089 UC: 10 STATE OF OREGON 10/05/20 10:52 AM
LINK TO: _____ SUMMARY GENERAL LEDGER ACCOUNT INQUIRY PROD

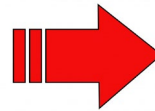
AGENCY: 101
COMPTRROLLER GL: 3500 EXPENDITURE CONTROL - CASH
AGENCY GL: _____

STATE FUND GROUP: 9999 DEFAULT OREGON
APPR FUND: 3400 OTHER FUNDS LIMITED
FUND: 4103
ORG: _____ TC: 380
GRANT/PH: _____ PROJ/PH: 987654 04
G3B-TRANSFER: _____ AGY CD 1: _____

INQ TYPE: MC (MA,YA,MY,YY,MC,YC) DETAIL/SUMMARY: D
INQ YEAR: 21 INQ MONTH: 04

BEGINNING BALANCE DEBIT CREDIT ENDING BALANCE
_____ .00 _____ 406.81 _____ .00 _____ 406.81

F1-HELP F2-SGL DTL F5-NEXT F9-INTERRUPT ENTER-INQUIRE CLEAR-EXIT
```



```
S089 UC: 10 STATE OF OREGON 10/05/20 10:57 AM
LINK TO: _____ SUMMARY GENERAL LEDGER ACCOUNT INQUIRY PROD

AGENCY: 101
COMPTRROLLER GL: 3500 EXPENDITURE CONTROL - CASH
AGENCY GL: _____

STATE FUND GROUP: 9999 DEFAULT OREGON
APPR FUND: 3400 OTHER FUNDS LIMITED
FUND: 4103
ORG: _____ TC: 415
GRANT/PH: _____ PROJ/PH: 987654 04
G3B-TRANSFER: _____ AGY CD 1: _____

INQ TYPE: MC (MA,YA,MY,YY,MC,YC) DETAIL/SUMMARY: D
INQ YEAR: 21 INQ MONTH: 04

BEGINNING BALANCE DEBIT CREDIT ENDING BALANCE
_____ .00 _____ 1,296.49 _____ .00 _____ 1,296.49

F1-HELP F2-SGL DTL F5-NEXT F9-INTERRUPT ENTER-INQUIRE CLEAR-EXIT
```

89 screen – drill down

An additional functionality that was added since the adoption of R*STARS is the ability to drill down to underlying transactions.

Requirements:

- Detail mode.
- Inquiry Type of MA.
- Existence of Debit or Credit amount.

Simply press F2.

```
S089 UC: 10 STATE OF OREGON 10/05/20 01:44 PM
LINK TO: _____ SUMMARY GENERAL LEDGER ACCOUNT INQUIRY PROD

AGENCY: 101
COMPTROLLER GL: 3500 EXPENDITURE CONTROL - CASH
AGENCY GL: _____

STATE FUND GROUP: 9999 DEFAULT OREGON
APPR FUND: 3400 OTHER FUNDS LIMITED
FUND: 4103
ORG: _____ TC: 415
GRANT/PH: _____ PROJ/PH: 987654 04
G38-TRANSFER: _____ AGY CD 1: _____

INQ TYPE: MA (MA, YA, MY, YY, MC, YC) DETAIL/SUMMARY: D
INQ YEAR: 21 INQ MONTH: 01

BEGINNING BALANCE DEBIT CREDIT ENDING BALANCE
-----
.00 368.06 .00 368.06

F1-HELP F2-SGL DTL F5-NEXT F9-INTERRUPT ENTER-INQUIRE CLEAR-EXIT
```


89 screen – drill down results

Select the transaction and press F2.

```
S083 UC: 10 10/05/20 01:53 PM
ACTIVE SUMMARY GENERAL LEDGER DRILLDOWN PROD
AGENCY: [REDACTED] COMP GL: 3500 AGY GL: [REDACTED] PAGE 1 OF 1
ST FUND GRP: 9999 APPR FUND: 3400 FUND: 4103 ORG: [REDACTED] TC: 415
GRANT/PH: [REDACTED] PROJ/PH: [REDACTED] 04 GASB 38: [REDACTED] AGY CD 1: [REDACTED]

S EFFECTIVE DATE DOC AGY DOC NUMBER AMOUNT
S 20200725 [REDACTED] BT [REDACTED] 368.06

F1-HELP F2-84B F7-PRIOR PG F8-NEXT PG F9-INTERRUPT
```



See the transaction details.

```
SB4B UC: 10 STATE OF OREGON 10/05/20 02:03 PM
ACCOUNTING EVENT RECORD INQUIRY PROD
ACTIVE FILTERED
BATCH: AGENCY [REDACTED] DATE 090420 TYPE 4 NO 460 SEQ NO 00154 REC TYPE: A STATUS: A
GL: DR1 3500 CR1 0070 DR2 CR2 DR3 CR3 DR4 CR4
DOC AGY: [REDACTED] DOC DATE: 072520 EFF DATE: 072520 DUE DATE: 072520
SERV DATE: 072520 CUR DOC/SFX/CLASS: BT [REDACTED] 052 MOD: [REDACTED]
REF DOC/SFX/CLASS: [REDACTED] AGENCY: [REDACTED]
TRANS CODE: 415 INDEX: [REDACTED] PCA: [REDACTED] AY: 21 COMP/AGY OBJ: 4976 8105
AMOUNT: 47.96 RVS: DISCOUNT: .00 FO: PDT:
CI: PROP #: 1099: INV-NO: SPOTS 07/31/20 DT:
VEND/MC: [REDACTED] DESC: [REDACTED]
NAME: [REDACTED] CONT NO:
CITY: [REDACTED] ST: MO ZIP: 63179 0428 RTI:
PMT-NO: DT: AP NO: 30500 FUND: 4103 AGY GL:
GRANT NO/PH: SUB GRANTEE: PROJ NO/PH: [REDACTED] 04
MPCD: AGY CD-1: 2: 3: [REDACTED] CASH FUND: 00001
G38-TRANSFER: PMT TYPE: INT TM: 0.000 BANK:
DISC-DT: TM: PEN-DT: TM: PEN AMT: .00
LAST PROC - DT: 09042020 TIME: 1405 ORIG SEQ NO: APPROVAL DT: 090420
Z06 RECORD SUCCESSFULLY RECALLED

F1-HELP F4-PRIOR F5-NEXT F6-B3 F9-INTERRUPT
```

Note: The 83 and 84B screens are unique to the drill down from the 89 screen, but are similar to the 11 and 84 screens used elsewhere.