

Top 15 State Agency Dashboard - Workers Compensation - Five Fiscal Years - 7/1/2013 to 6/30/2018

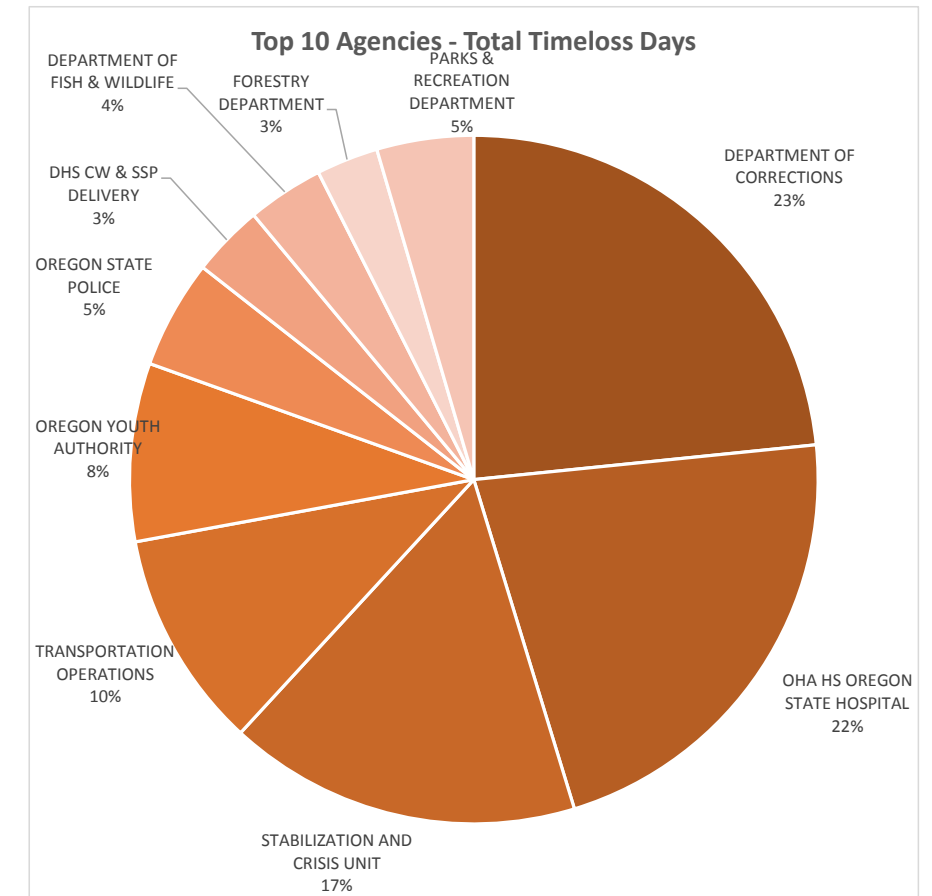
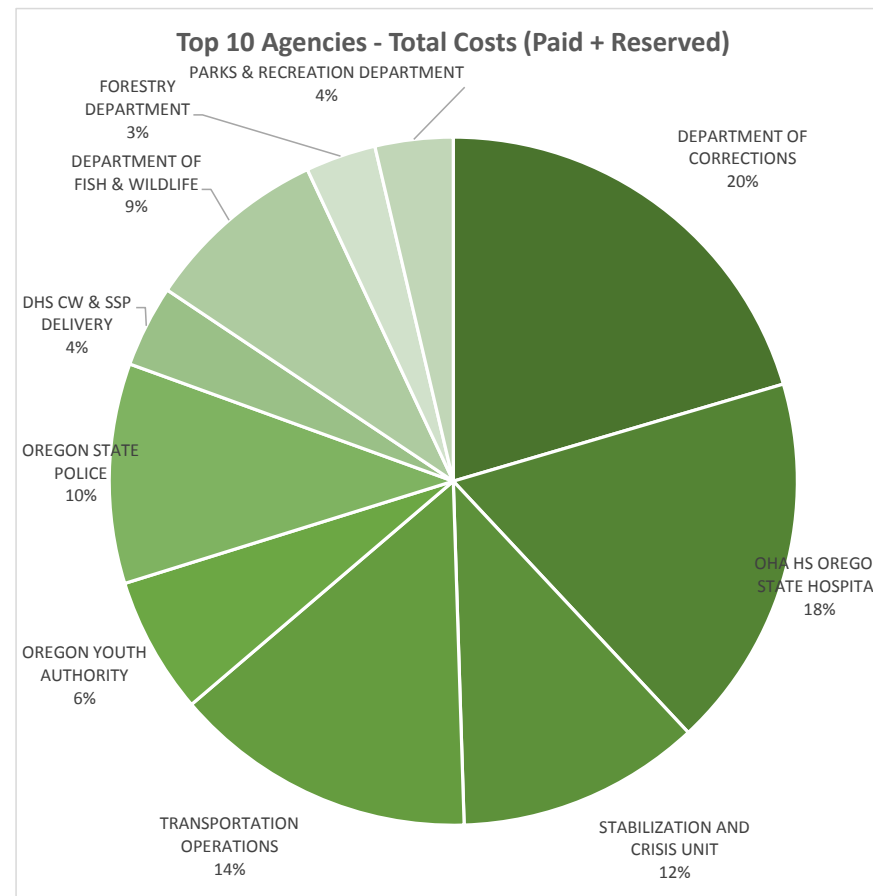
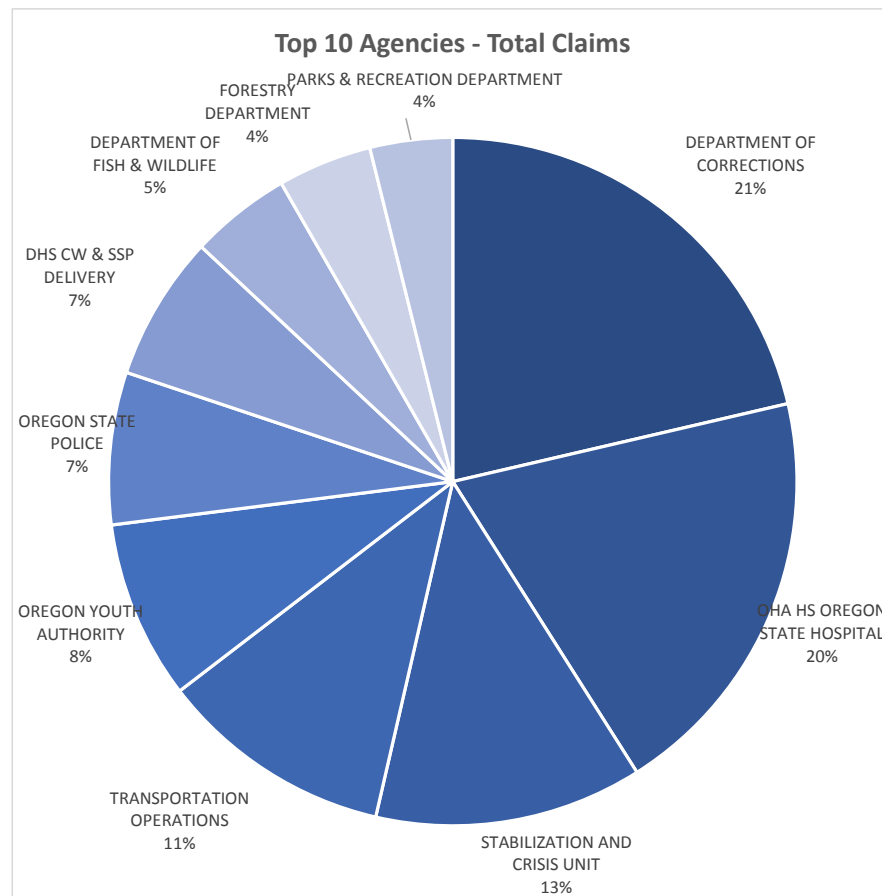
Top 15 State Agencies - Rank Order Within Top 15

Agency	Total Claims	Total Timeloss Claims	Total Timeloss Days	Total Costs (Paid + Reserved)	Total Costs/Standard Premium Loss Ratios	Total Reported Payroll	Average Overall Rank
DEPARTMENT OF CORRECTIONS	1	2	1	1	9	1	2.5
OHA HS OREGON STATE HOSPITAL	2	1	2	2	2	6	2.5
STABILIZATION AND CRISIS UNIT	3	3	3	4	1	14	4.7
TRANSPORTATION OPERATIONS	4	4	4	3	8	3	4.3
OREGON YOUTH AUTHORITY	5	5	5	7	7	8	6.2
OREGON STATE POLICE	6	6	6	5	6	5	5.7
DHS CW & SSP DELIVERY	7	7	9	9	13	2	7.8
DEPARTMENT OF FISH & WILDLIFE	8	9	8	6	4	9	7.3
FORESTRY DEPARTMENT	9	10	10	11	10	12	10.3
PARKS & RECREATION DEPARTMENT	10	8	7	10	5	13	8.8
DEPT OF ADMINISTRATIVE SERVICES	11	11	13	14	12	10	11.8
OREGON HEALTH AUTHORITY	12	14	14	12	14	4	11.7
DRIVER & MOTOR VEHICLES SERVICES	13	12	11	13	11	11	11.8
MILITARY DEPARTMENT	14	13	12	8	3	15	10.8
DHS AGING & PEOPLE WITH DISABILITIES	15	15	15	15	15	7	13.7

Top 15 State Agencies - Rates and Averages

Agency	Claims Per \$100K Payroll	Average Cost Per Claim	Average Days Per Timeloss Claim
DEPARTMENT OF CORRECTIONS	0.14	\$ 6,886	45
OHA HS OREGON STATE HOSPITAL	0.43	\$ 6,439	38
STABILIZATION AND CRISIS UNIT	0.79	\$ 6,552	42
TRANSPORTATION OPERATIONS	0.11	\$ 9,335	43
OREGON YOUTH AUTHORITY	0.26	\$ 5,516	44
OREGON STATE POLICE	0.14	\$ 10,390	40
DHS CW & SSP DELIVERY	0.06	\$ 4,061	28
DEPARTMENT OF FISH & WILDLIFE	0.16	\$ 13,134	55
FORESTRY DEPARTMENT	0.16	\$ 5,377	58
PARKS & RECREATION DEPARTMENT	0.23	\$ 6,794	53
DEPT OF ADMINISTRATIVE SERVICES	0.07	\$ 4,291	30
OREGON HEALTH AUTHORITY	0.02	\$ 8,349	22
DRIVER & MOTOR VEHICLES SERVICES	0.06	\$ 7,492	59
MILITARY DEPARTMENT	0.13	\$ 20,000	44
DHS AGING & PEOPLE WITH DISABILITIES	0.04	\$ 1,962	18
Top 15 Agencies Composite	0.14	\$ 7,279	42

For definitions of Workers Compensation terms in this report, refer to the SAIF Glossary of Workers Compensation Terms - <https://www.saif.com/glossary.html>



Overall State Agency Dashboard - Workers Compensation - Five Fiscal Years - 7/1/2013 to 6/30/2018

Agency	Rank	Order of Total Claims	Total Claims	Percent of All Claims	Total Timeloss Claims	Percent of All Timeloss Claims	Total Timeloss Days	Percent of All Timeloss Days	Total Paid Costs	Percent of All Paid Costs	Paid Costs/Standard		Total Costs (Paid + Reserved)	Percent of Total Costs	Total Costs (Paid + Reserved)/ Standard		Percent of All Payroll	Claims Per \$100K Payroll	Average Cost Per Claim	Average Days Per Timeloss Claim
											Premium Loss Ratio	Standard Loss Ratio			Premium Loss Ratio	Standard Loss Ratio				
DEPARTMENT OF CORRECTIONS	1		1636	17%	524	18%	23742	20%	\$ 10,139,544	19%	66%	\$ 11,266,112	17%	74%	\$ 1,188,500,651	12%	0.14	\$ 6,886	45	
OHA HS OREGON STATE HOSPITAL	2		1505	16%	586	20%	22227	18%	\$ 8,389,597	15%	218%	\$ 9,691,213	14%	259%	\$ 350,991,770	4%	0.43	\$ 6,439	38	
STABILIZATION AND CRISIS UNIT	3		964	10%	396	14%	16820	14%	\$ 5,295,880	10%	338%	\$ 6,316,533	9%	401%	\$ 122,391,033	1%	0.79	\$ 6,552	42	
TRANSPORTATION OPERATIONS	4		842	9%	245	9%	10414	9%	\$ 6,209,369	11%	64%	\$ 7,860,174	12%	81%	\$ 743,989,948	8%	0.11	\$ 9,335	43	
OREGON YOUTH AUTHORITY	5		643	7%	194	7%	8496	7%	\$ 3,216,313	6%	102%	\$ 3,546,789	5%	112%	\$ 242,741,790	3%	0.26	\$ 5,516	44	
OREGON STATE POLICE	6		548	6%	130	5%	5177	4%	\$ 3,777,864	7%	77%	\$ 5,693,955	8%	115%	\$ 380,024,370	4%	0.14	\$ 10,390	40	
DHS CW & SSP DELIVERY	7		522	5%	121	4%	3434	3%	\$ 1,802,416	3%	17%	\$ 2,119,603	3%	19%	\$ 835,740,791	9%	0.06	\$ 4,061	28	
DEPARTMENT OF FISH & WILDLIFE	8		363	4%	66	2%	3644	3%	\$ 2,993,573	6%	100%	\$ 4,767,712	7%	159%	\$ 232,199,868	2%	0.16	\$ 13,134	55	
FORESTRY DEPARTMENT	9		339	4%	51	2%	2954	2%	\$ 1,558,258	3%	57%	\$ 1,822,929	3%	67%	\$ 209,105,398	2%	0.16	\$ 5,377	58	
PARKS & RECREATION DEPARTMENT	10		297	3%	87	3%	4615	4%	\$ 1,782,909	3%	108%	\$ 2,017,914	3%	121%	\$ 126,750,049	1%	0.23	\$ 6,794	53	
DEPT OF ADMINISTRATIVE SERVICES	11		151	2%	49	2%	1488	1%	\$ 546,748	1%	19%	\$ 647,922	1%	23%	\$ 221,103,956	2%	0.07	\$ 4,291	30	
OREGON HEALTH AUTHORITY	12		128	1%	32	1%	711	1%	\$ 409,468	1%	4%	\$ 1,068,609	2%	10%	\$ 742,190,876	8%	0.02	\$ 8,349	22	
DRIVER & MOTOR VEHICLES SERVICES	13		126	1%	36	1%	2132	2%	\$ 878,080	2%	32%	\$ 944,024	1%	34%	\$ 214,698,956	2%	0.06	\$ 7,492	59	
MILITARY DEPARTMENT	14		120	1%	35	1%	1528	1%	\$ 1,241,523	2%	107%	\$ 2,399,963	4%	209%	\$ 90,528,285	1%	0.13	\$ 20,000	44	
DHS AGING & PEOPLE WITH DISABILITIES	15		112	1%	16	1%	291	0%	\$ 219,795	0%	6%	\$ 219,795	0%	6%	\$ 276,925,358	3%	0.04	\$ 1,962	18	
JUDICIAL DEPARTMENT	16		102	1%	21	1%	503	0%	\$ 375,359	1%	6%	\$ 451,933	1%	8%	\$ 463,320,613	5%	0.02	\$ 4,431	24	
EMPLOYMENT DEPARTMENT	17		86	1%	26	1%	664	1%	\$ 422,642	1%	12%	\$ 596,864	1%	18%	\$ 258,729,054	3%	0.03	\$ 6,940	26	
DEPARTMENT OF JUSTICE	18		83	1%	21	1%	876	1%	\$ 349,700	1%	8%	\$ 537,233	1%	12%	\$ 346,690,520	4%	0.02	\$ 6,473	42	
DEPARTMENT OF ENVIRONMENTAL QUALITY	19		77	1%	31	1%	1401	1%	\$ 566,596	1%	26%	\$ 1,034,587	2%	47%	\$ 171,210,144	2%	0.04	\$ 13,436	45	
DHS CENTRAL AND SHARED SERVICES	20		76	1%	18	1%	453	0%	\$ 194,173	0%	6%	\$ 194,173	0%	6%	\$ 254,125,812	3%	0.03	\$ 2,555	25	
OR MILITARY DEPT EMERGENCY PERSONNEL	21		73	1%	14	0%	1085	1%	\$ 339,504	1%	104%	\$ 452,628	1%	141%	\$ 33,595,226	0%	0.22	\$ 6,200	78	
DEPT OF CONSUMER & BUSINESS SERVICES	22		72	1%	15	1%	568	0%	\$ 332,861	1%	10%	\$ 374,221	1%	12%	\$ 257,226,571	3%	0.03	\$ 5,198	38	
DEPARTMENT OF AGRICULTURE	23		69	1%	20	1%	1418	1%	\$ 560,015	1%	49%	\$ 567,368	1%	50%	\$ 89,225,452	1%	0.08	\$ 8,223	71	
OREGON LIQUOR CONTROL COMMISSION	23		69	1%	20	1%	814	1%	\$ 222,263	0%	32%	\$ 222,263	0%	32%	\$ 55,871,006	1%	0.12	\$ 3,221	41	
DEPARTMENT OF REVENUE	24		67	1%	18	1%	886	1%	\$ 312,323	1%	12%	\$ 337,997	0%	13%	\$ 202,834,045	2%	0.03	\$ 5,045	49	
OREGON DEPT OF TRANSPORTATION	25		66	1%	13	0%	404	0%	\$ 307,090	1%	13%	\$ 431,662	1%	18%	\$ 184,515,565	2%	0.04	\$ 6,540	31	
DEPARTMENT OF EDUCATION	26		46	0%	5	0%	377	0%	\$ 154,566	0%	8%	\$ 181,919	0%	10%	\$ 135,571,648	1%	0.03	\$ 3,955	75	
DEPT OF PUBL SAFETY STNDRS & TRAINING	27		43	0%	6	0%	161	0%	\$ 140,210	0%	30%	\$ 201,704	0%	43%	\$ 35,805,552	0%	0.12	\$ 4,691	27	
OREGON STATE LOTTERY	28		35	0%	11	0%	946	1%	\$ 375,331	1%	23%	\$ 375,331	1%	23%	\$ 136,290,534	1%	0.03	\$ 10,724	86	
OREGON CORRECTIONS ENTERPRISES	29		31	0%	15	1%	469	0%	\$ 216,009	0%	50%	\$ 254,985	0%	58%	\$ 33,212,386	0%	0.09	\$ 8,225	31	
OREGON VOCATIONAL REHABILITATION SERVICE	30		30	0%	8	0%	160	0%	\$ 97,917	0%	16%	\$ 97,917	0%	16%	\$ 48,155,957	0%	0.06	\$ 3,264	20	
PUBLIC EMPLOYEES RETIREMENT SYSTEM	31		28	0%	5	0%	90	0%	\$ 21,871	0%	2%	\$ 21,871	0%	2%	\$ 84,056,772	1%	0.03	\$ 781	18	
DHS CW & SSP DESIGN	32		22	0%	3	0%	123	0%	\$ 39,811	0%	3%	\$ 62,400	0%	5%	\$ 83,774,104	1%	0.03	\$ 2,836	41	
DEPARTMENT OF STATE LANDS	33		19	0%	3	0%	256	0%	\$ 77,603	0%	22%	\$ 115,324	0%	32%	\$ 26,868,644	0%	0.07	\$ 6,070	85	
COMMISSION FOR THE BLIND	34		15	0%	1	0%	43	0%	\$ 17,221	0%	10%	\$ 17,221	0%	10%	\$ 12,386,981	0%	0.12	\$ 1,148	43	
WATER RESOURCES DEPARTMENT	34		15	0%	3	0%	16	0%	\$ 68,775	0%	14%	\$ 95,915	0%	19%	\$ 38,950,805	0%	0.04	\$ 6,394	5	
OFFICE OF SECRETARY OF STATE	35		11	0%	3	0%	253	0%	\$ 86,584	0%	12%	\$ 101,003	0%	14%	\$ 57,172,696	1%	0.02	\$ 9,182	84	
TRAVEL INFORMATION COUNCIL	36		9	0%	3	0%	148	0%	\$ 40,464	0%	26%	\$ 40,464	0%	26%	\$ 11,955,315	0%	0.08	\$ 4,496	49	
STATE DEPARTMENT OF ENERGY	36		9	0%	0	0%	0	0%	\$ 8,570	0%	2%	\$ 8,570	0%	2%	\$ 27,512,542	0%	0.03	\$ 952	#DIV/0!	
OHA BLUE MTN RECOVERY CENTER	37		8	0%	5	0%	418	0%	\$ 172,366	0%	477%	\$ 172,366	0%	477%	\$ 2,560,518	0%	0.31	\$ 21,546	84	
PUBLIC UTILITY COMMISSION	38		7	0%	1	0%	46	0%	\$ 39,314	0%	9%	\$ 39,314	0%	9%	\$ 33,818,046	0%	0.02	\$ 5,616	46	
LEGISLATIVE ADMINISTRATION COMMITTEE	38		7	0%	1	0%	42	0%	\$ 10,630	0%	4%	\$ 10,630	0%	4%	\$ 24,925,709	0%	0.03	\$ 1,519	42	
BUREAU OF LABOR & INDUSTRIES	39		5	0%	1	0%	24	0%	\$ 2,373	0%	1%	\$ 2,373	0%	1%	\$ 22,764,455	0%	0.02	\$ 475	24	
BOARD OF NURSING	39		5	0%	0	0%	0	0%	\$ 250	0%	0%	\$ 250	0%	0%	\$ 11,737,493	0%	0.04	\$ 50	#DIV/0!	
OREGON HOUSING & COMMUNITY SERV DEPT	39		5	0%	3	0%	114	0%	\$ 22,210	0%	4%	\$ 22,210	0%	4%	\$ 40,174,535	0%	0.01	\$ 4,442	38	
CONSTRUCTION CONTRACTORS BOARD	39		5	0%	4	0%	565	0%	\$ 164,849	0%	105%	\$ 311,022	0%	195%	\$ 12,193,563	0%	0.04	\$ 62,204	141	
DEPARTMENT OF VETERANS AFFAIRS	40		4	0%	0	0%	0	0%	\$ -	0%	0%	\$ -	0%	0%	\$ 19,694,250	0%	0.02	\$ -	#DIV/0!	
PUBLIC DEFENSE SERVICES COMMISSION	40		4	0%	2	0%	7	0%	\$ 11,508	0%	4%	\$ 11,508	0%	4%	\$ 24,673,725	0%	0.02	\$ 2,877	4	
DEPARTMENT GEOLOGY & MINERAL INDUST	40		4	0%	1	0%	105	0%	\$ 49,740	0%	33%	\$ 49,740	0%	33%	\$ 11,135,803	0%	0.04	\$ 12,435	105	
HIGHER EDUC COORDNTNG COMM	41		3	0%	0	0%	0	0%	\$ 719	0%	0%	\$ 719	0%	0%	\$ 19,401,834	0%	0.02	\$ 240	#DIV/0!	
ORE HEALTH INSURANCE EXCHANGE CORP	41		3	0%	0	0%	0	0%	\$ 3,570	0%	1%	\$ 3,570	0%	1%	\$ 19,171,197	0%	0.02	\$ 1,190	#DIV/0!	
OREGON STATE FAIR COUNCIL	41		3	0%	1	0%	108	0%	\$ 18,746	0%	86%	\$ 18,746	0%	86%	\$ 2,662,107	0%	0.11	\$ 6,249	108	
OHA ST DLVRD RES TRTMTN FACILITIES	41		3	0%	0	0%	0	0%	\$ -	0%	0%	\$ -	0%	0%	\$ 8,744,794	0%	0.03	\$ -	#DIV/0!	
OREGON BUSINESS DEVELOPMENT DEPT	42		2	0%	0	0%	0	0%	\$ 5,063	0%	1%	\$ 5,063	0%	1%	\$ 39,683,072	0%	0.01	\$ 2,532	#DIV/0!	
OREGON BOARD OF MASSAGE THERAPISTS	42		2	0%	0	0%	0	0%	\$ 1,074	0%	6%	\$ 1,074	0%	6%	\$ 1,458,100	0%	0.14	\$ 537	#DIV/0!	
LONG TERM CARE OMBUDSMAN	42		2	0%	0	0%	0	0%	\$ 157	0%	0%	\$ 157	0%	0%	\$ 4,853,621	0%	0.04	\$ 79	#DIV/0!	
TEACHER STANDARDS & PRACTICES COMMSN	42		2	0%	2	0%	64	0%	\$ 14,487	0%	25%	\$ 14,487	0%	25%	\$ 4,961,209	0%	0.04	\$ 7,244	32	
LEGISLATIVE ASSEMBLY	42		2	0%	0	0%	0	0%	\$ 824	0%	0%	\$ 824	0%	0%	\$ 44,316,198	0%	0.00	\$ 412	#DIV/0!	
OREGON STATE MARINE BOARD	42		2	0%	0	0%	0	0%	\$ 1,598	0%	1%	\$ 1,598	0%	1%	\$ 9,588,245	0%	0.02	\$ 799	#DIV/0!	
LEGISLATIVE COUNSEL COMMITTEE	42		2	0%	1	0%	6	0%	\$ 1,591	0%	1%	\$ 1,591	0%	1%	\$ 15,289,103	0%	0.01	\$ 796	6	
OFFICE OF THE GOVERNOR	42		2	0%	0	0%	0	0%	\$ 16	0%	0%	\$ 16	0%	0%	\$ 19,931,231	0%	0.01	\$ 8	#DIV/0!	
OFFICE OF THE STATE TREASURER	43		1	0%	1	0%	10	0%	\$ 2,703	0%	0%	\$ 2,703	0%	0%	\$ 43,446,832	0%	0.00	\$ 2,703	10	
OREGON WATERSHED ENHANCEMENT BOARD	43		1	0%	1	0%	24	0%	\$ 2,073	0%	2%	\$ 2,073	0%	2%	\$ 8,974,997	0%	0.01	\$ 2,073	24	
DEPT OF COMMUNITY COL & WORKFORCE D	43		1	0%	0	0%	0	0%	\$ -	0%	0%	\$ -	0%	0%	\$ 7,039,910	0%	0.01	\$ -	#DIV/0!	
OREGON BOARD OF DENTISTRY	43		1	0%	0	0%	0	0%	\$ 36,799	0%	143%	\$ 36,799	0%	143%	\$ 2,150,865	0%	0.05	\$ 36,799	#DIV/0!	
OREGON MEDICAL BOARD	43		1	0%	0	0%	0	0%	\$ -	0%	0%	\$ -	0%	0%	\$ 9,168,273	0%	0.01	\$ -	#DIV/0!	
EMPLOYMENT RELATIONS BOARD	43		1	0%	0	0%	0	0%	\$ -	0%	0%	\$ -	0%	0%	\$ 5,111,309	0%	0.02	\$ -	#DIV/0!	
DISTRICT ATTORNEYS	43		1	0%	0	0%	0	0%	\$ -	0%	0%	\$ -	0%	0%	\$ 18,044,941	0%	0.01	\$ -	#DIV/0!	
OREGON BOARD OF PHARMACY	43		1	0%	0	0%	0	0%	\$ 3,198	0%	4%	\$ 3,198	0%	4%	\$ 6,046,242	0%	0.02	\$ 3,198	#DIV/0!	
OREGON TOURISM COMMISSION	43		1	0%	0	0%	0	0%	\$ 336	0%	0%	\$ 336	0%	0%	\$ 14,640,951	0%	0.01	\$ 336	#DIV/0!	
CHIEF EDUCATION OFFICE	43		1	0%	0	0%	0	0%	\$ -	0%	0%	\$ -	0%	0%	\$ 5,494,193	0%	0.02	\$ -	#DIV/0!	
RACING COMMISSION	43		1	0%	0	0%	0													

Overall State Agency Dashboard - Workers Compensation - Five Fiscal Years - 7/1/2013 to 6/30/2018

Agency	Rank Order of Total Claims	Total Claims	Percent of All Claims	Total Timeloss Claims	Percent of All Timeloss Claims	Total Timeloss Days	Percent of All Timeloss Days	Total Paid Costs	Percent of All Paid Costs	Paid Costs/Standard Premium Loss Ratio	Total Costs (Paid + Reserved)	Percent of Total Costs	Total Costs (Paid + Reserved)/Standard Premium Loss Ratio	Total Reported Payroll	Percent of All Payroll	Claims Per \$100K Payroll	Average Cost Per Claim	Average Days Per Timeloss Claim
OREGON PATIENT SAFETY COMMISSION	43	1	0%	0	0%	0	0%	\$ 856	0%	1%	\$ 856	0%	1%	\$ 4,640,745	0%	0.02	\$ 856	# DIV/0!
MENTAL HEALTH REGULATORY BOARD	44	0	0%	0	0%	0	0%	\$ -	0%	0%	\$ -	0%	0%	\$ 1,219,952	0%	0.00	# DIV/0!	# DIV/0!
OREGON WHEAT COMMISSION	44	0	0%	0	0%	0	0%	\$ -	0%	0%	\$ -	0%	0%	\$ 866,388	0%	0.00	# DIV/0!	# DIV/0!
OREGON STUDENT ACCESS COMMISSION	44	0	0%	0	0%	0	0%	\$ -	0%	0%	\$ -	0%	0%	\$ 2,865,835	0%	0.00	# DIV/0!	# DIV/0!
OREGON DUNGENESS CRAB COMMISSION	44	0	0%	0	0%	0	0%	\$ -	0%	0%	\$ -	0%	0%	\$ 593,833	0%	0.00	# DIV/0!	# DIV/0!
PSYCHIATRIC SECURITY REVIEW BOARD	44	0	0%	0	0%	0	0%	\$ -	0%	0%	\$ -	0%	0%	\$ 2,607,882	0%	0.00	# DIV/0!	# DIV/0!
OREGON FILM & VIDEO OFFICE	44	0	0%	0	0%	0	0%	\$ -	0%	0%	\$ -	0%	0%	\$ 1,363,504	0%	0.00	# DIV/0!	# DIV/0!
DEPARTMENT OF AVIATION	44	0	0%	0	0%	0	0%	\$ -	0%	0%	\$ -	0%	0%	\$ 3,536,174	0%	0.00	# DIV/0!	# DIV/0!
OREGON FOREST RESOURCES INSTITUTE	44	0	0%	0	0%	0	0%	\$ -	0%	0%	\$ -	0%	0%	\$ 3,057,059	0%	0.00	# DIV/0!	# DIV/0!
LEGISLATIVE COMMISSION ON INDIAN SERVICE	44	0	0%	0	0%	0	0%	\$ -	0%	0%	\$ -	0%	0%	\$ 541,675	0%	0.00	# DIV/0!	# DIV/0!
OREGON BEEF COUNCIL	44	0	0%	0	0%	0	0%	\$ -	0%	0%	\$ -	0%	0%	\$ 790,144	0%	0.00	# DIV/0!	# DIV/0!
BOARD OF GEOLOGISTS	44	0	0%	0	0%	0	0%	\$ -	0%	0%	\$ -	0%	0%	\$ 601,236	0%	0.00	# DIV/0!	# DIV/0!
BOARD OF ARCHITECT EXAMINERS	44	0	0%	0	0%	0	0%	\$ -	0%	0%	\$ -	0%	0%	\$ 1,003,820	0%	0.00	# DIV/0!	# DIV/0!
LEGISLATIVE REVENUE OFFICE	44	0	0%	0	0%	0	0%	\$ -	0%	0%	\$ -	0%	0%	\$ 3,393,999	0%	0.00	# DIV/0!	# DIV/0!
OREGON HEALTH LICENSING AGENCY	44	0	0%	0	0%	0	0%	\$ -	0%	0%	\$ -	0%	0%	\$ 1,303,400	0%	0.00	# DIV/0!	# DIV/0!
REAL ESTATE AGENCY	44	0	0%	0	0%	0	0%	\$ -	0%	0%	\$ -	0%	0%	\$ 7,246,588	0%	0.00	# DIV/0!	# DIV/0!
OREGON HOP COMMISSION	44	0	0%	0	0%	0	0%	\$ -	0%	0%	\$ -	0%	0%	\$ 257,645	0%	0.00	# DIV/0!	# DIV/0!
OREGON ADVOCACY COMMISSION	44	0	0%	0	0%	0	0%	\$ -	0%	0%	\$ -	0%	0%	\$ 589,758	0%	0.00	# DIV/0!	# DIV/0!
JUDICIAL FITNESS COMMISSION	44	0	0%	0	0%	0	0%	\$ -	0%	0%	\$ -	0%	0%	\$ 226,531	0%	0.00	# DIV/0!	# DIV/0!
HEALTH RELATED LICENSING BOARDS	44	0	0%	0	0%	0	0%	\$ -	0%	0%	\$ -	0%	0%	\$ 5,018,217	0%	0.00	# DIV/0!	# DIV/0!
LAND CONSERVATION AND DEVELOPMENT	44	0	0%	0	0%	0	0%	\$ -	0%	0%	\$ -	0%	0%	\$ 17,083,334	0%	0.00	# DIV/0!	# DIV/0!
OREGON CRIMINAL JUSTICE COMMISSION	44	0	0%	0	0%	0	0%	\$ -	0%	0%	\$ -	0%	0%	\$ 3,190,102	0%	0.00	# DIV/0!	# DIV/0!
BOARD OF TAX PRACTITIONERS	44	0	0%	0	0%	0	0%	\$ -	0%	0%	\$ -	0%	0%	\$ 851,719	0%	0.00	# DIV/0!	# DIV/0!
OREGON WINE BOARD	44	0	0%	0	0%	0	0%	\$ -	0%	0%	\$ -	0%	0%	\$ 2,934,868	0%	0.00	# DIV/0!	# DIV/0!
ALFALFA SEED COMMISSION	44	0	0%	0	0%	0	0%	\$ -	0%	0%	\$ -	0%	0%	\$ 2,041	0%	0.00	# DIV/0!	# DIV/0!
LEGISLATIVE FISCAL OFFICE	44	0	0%	0	0%	0	0%	\$ -	0%	0%	\$ -	0%	0%	\$ 9,461,315	0%	0.00	# DIV/0!	# DIV/0!
BRD OF EXAM FOR ENGR & LAND SURVEYNG	44	0	0%	0	0%	0	0%	\$ -	0%	0%	\$ -	0%	0%	\$ 2,530,094	0%	0.00	# DIV/0!	# DIV/0!
PSYCHOLOGIST EXAMINERS BOARD	44	0	0%	0	0%	0	0%	\$ -	0%	0%	\$ -	0%	0%	\$ 654,920	0%	0.00	# DIV/0!	# DIV/0!
TRAWL COMMISSION OF OREGON	44	0	0%	0	0%	0	0%	\$ -	0%	0%	\$ -	0%	0%	\$ 494,240	0%	0.00	# DIV/0!	# DIV/0!
BOARD OF LANDSCAPE ARCHITECTS	44	0	0%	0	0%	0	0%	\$ -	0%	0%	\$ -	0%	0%	\$ 2,600	0%	0.00	# DIV/0!	# DIV/0!
ORE PHYSICAL THERAPIST LICENSING BRD	44	0	0%	0	0%	0	0%	\$ -	0%	0%	\$ -	0%	0%	\$ 1,108,566	0%	0.00	# DIV/0!	# DIV/0!
OREGON DAIRY PRODUCTS COMMISSION	44	0	0%	0	0%	0	0%	\$ -	0%	0%	\$ -	0%	0%	\$ 3,336,606	0%	0.00	# DIV/0!	# DIV/0!
OREGON STATE LIBRARY	44	0	0%	0	0%	0	0%	\$ -	0%	0%	\$ -	0%	0%	\$ 8,429,286	0%	0.00	# DIV/0!	# DIV/0!
ST BRD OF LICENSED SOCIAL WKRS	44	0	0%	0	0%	0	0%	\$ -	0%	0%	\$ -	0%	0%	\$ 1,223,714	0%	0.00	# DIV/0!	# DIV/0!
LANDSCAPE CONTRACTORS BOARD	44	0	0%	0	0%	0	0%	\$ -	0%	0%	\$ -	0%	0%	\$ 3,932,539	0%	0.00	# DIV/0!	# DIV/0!
APPRAISER CERTIFICATION & LICENSURE BOAR	44	0	0%	0	0%	0	0%	\$ -	0%	0%	\$ -	0%	0%	\$ 1,300,040	0%	0.00	# DIV/0!	# DIV/0!
BOARD OF CHIROPRACTIC EXAMINERS	44	0	0%	0	0%	0	0%	\$ -	0%	0%	\$ -	0%	0%	\$ 1,297,623	0%	0.00	# DIV/0!	# DIV/0!
BOARD OF ACCOUNTANCY	44	0	0%	0	0%	0	0%	\$ -	0%	0%	\$ -	0%	0%	\$ 1,871,158	0%	0.00	# DIV/0!	# DIV/0!
BOARD OF OPTOMETRY	44	0	0%	0	0%	0	0%	\$ -	0%	0%	\$ -	0%	0%	\$ 705,870	0%	0.00	# DIV/0!	# DIV/0!
OREGON POTATO COMMISSION	44	0	0%	0	0%	0	0%	\$ -	0%	0%	\$ -	0%	0%	\$ 850,384	0%	0.00	# DIV/0!	# DIV/0!
BOARD OF PAROLE & POST-PRISON SUPERV	44	0	0%	0	0%	0	0%	\$ -	0%	0%	\$ -	0%	0%	\$ 5,502,429	0%	0.00	# DIV/0!	# DIV/0!
OREGON SALMON COMMISSION	44	0	0%	0	0%	0	0%	\$ -	0%	0%	\$ -	0%	0%	\$ 300,546	0%	0.00	# DIV/0!	# DIV/0!
LAND USE BOARD OF APPEALS	44	0	0%	0	0%	0	0%	\$ -	0%	0%	\$ -	0%	0%	\$ 2,151,233	0%	0.00	# DIV/0!	# DIV/0!
All Agencies Grand Total		9544	100%	2876	100%	121321	100%	\$ 54,355,971	100%	21%	\$ 67,872,149	100%	26%	\$ 9,656,474,768	100%	0.10	\$ 7,111	42