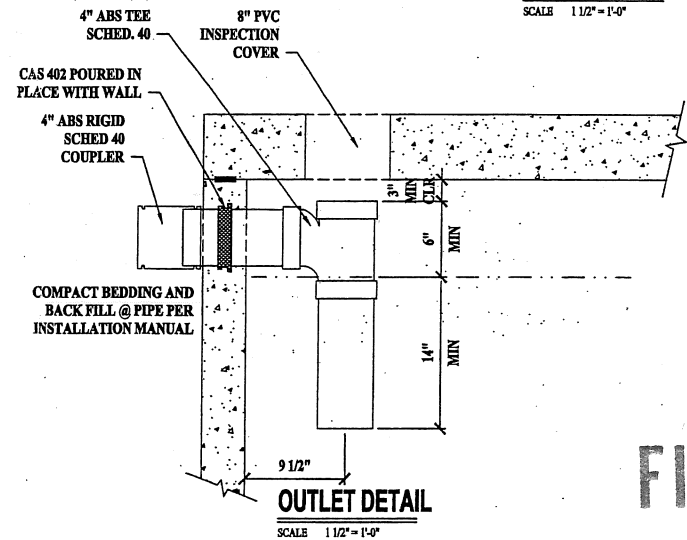
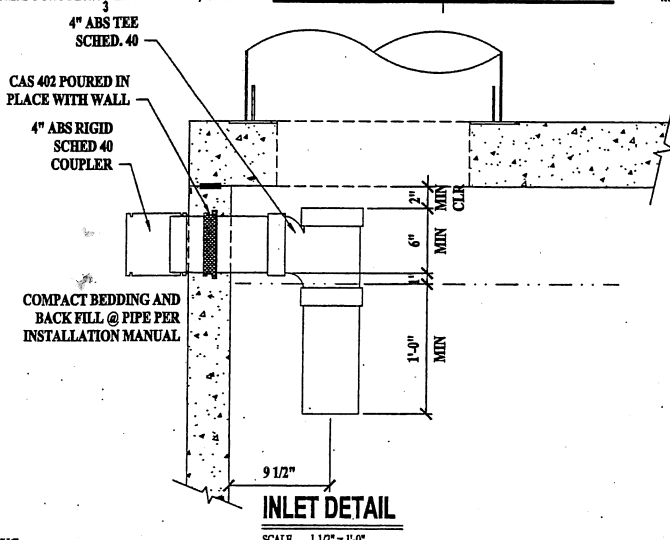
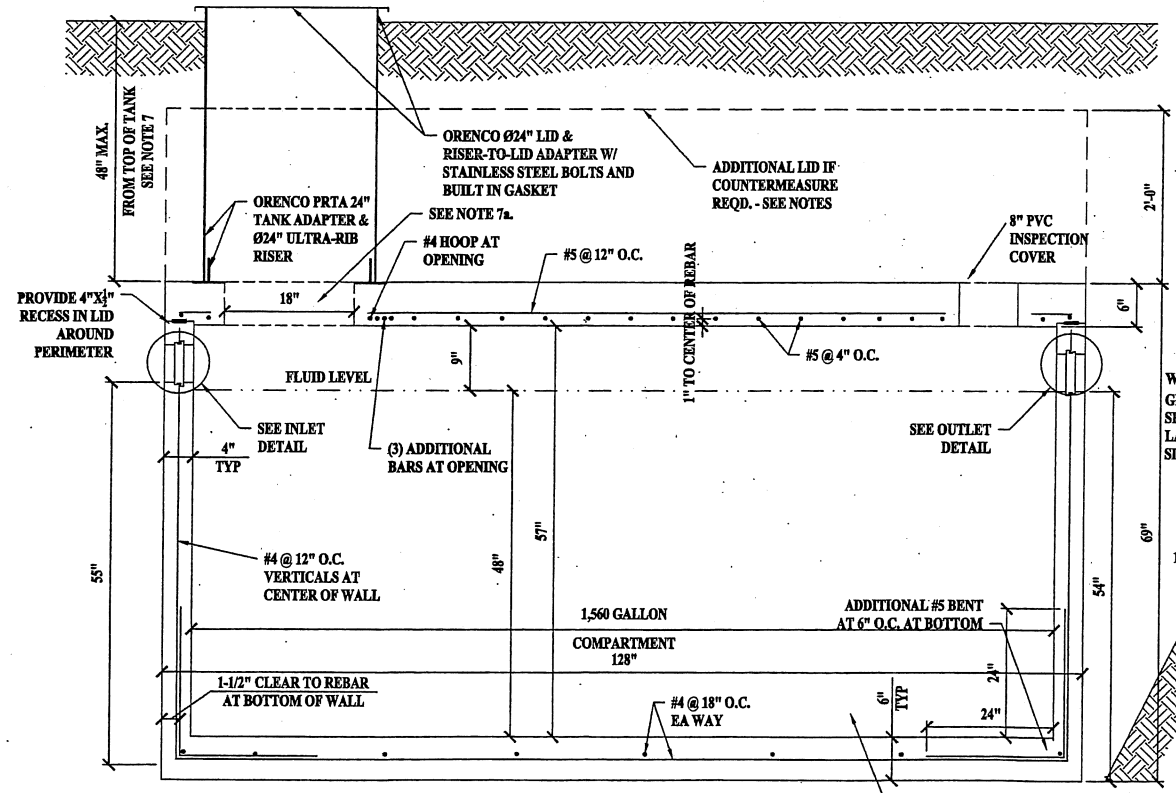


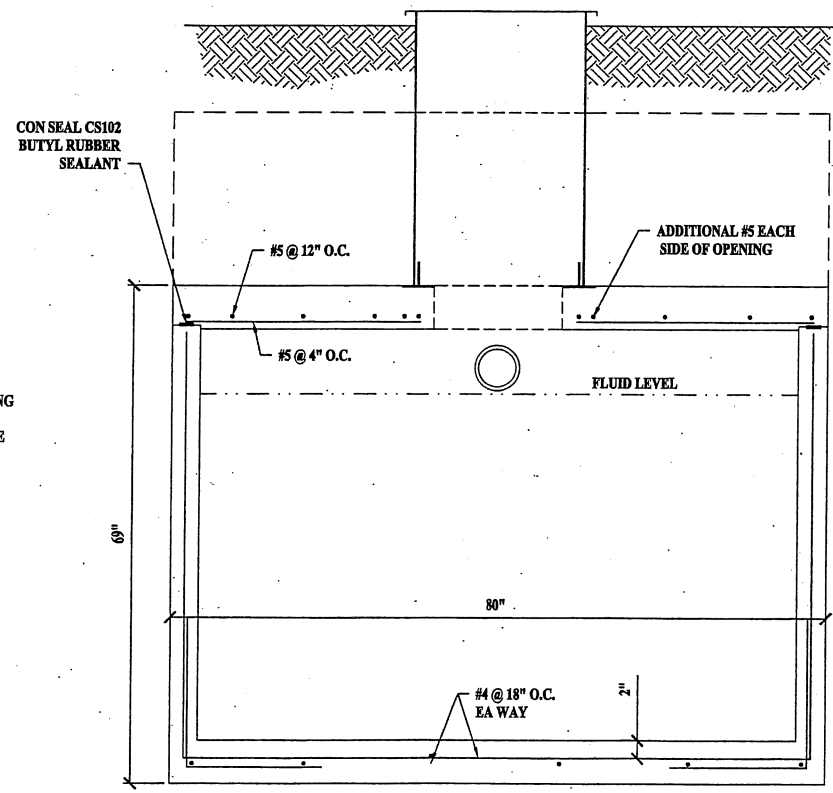
TOP VIEW
SCALE 1"=1'-0" Date 7/6/12 Signed DW



FILE COPY



SECTION A-A
SCALE 1"=1'-0"



SECTION B-B
SCALE 1"=1'-0"

NOTES


- ALL WORK AND MATERIALS SHALL CONFORM TO OREGON ADMINISTRATIVE RULES (OAR), CHAPTER 340, DIVISION 71 AND 73.
- CONCRETE TO BE PORTLAND CEMENT 6 SACK MIX 3" AGGREGATE W/ 2 1/2" TO 4" SLUMP, 5% ENTRAINED AIR W/ BARCHIP STRUCTURAL FIBERS W/ A DOSAGE RATE OF 8 LBS/CU.YD. W/ 7-DAY COMPRESSIVE STRENGTH OF 2000 PSI AND A 28-DAY COMPRESSIVE STRENGTH OF AT LEAST 3000 PSL.
- WALLS AND FLOOR TO BE A MONOLITHIC POUR.
- ALL REINFORCING STEEL SHALL BE DEFORMED BARS GRADE 60.
- IN ORDER TO DEMONSTRATE WATER TIGHTNESS: TANKS SHALL BE TESTED TWICE PRIOR TO ACCEPTANCE IN THE FOLLOWING MANNER. EACH TANK SHALL BE TESTED IN THE FACTORY BY FILLING WATER TO THE SOFFIT AND LETTING STAND. AFTER 24 HOURS, THE TANK SHALL BE REFILLED TO THE SOFFIT AND THE EXFILTRATION RATE SHALL BE DETERMINED BY MEASURING THE WATER LOSS OVER THE NEXT TWO HOURS. ANY LEAKAGE SHALL BE CAUSE FOR REJECTION. AFTER INSTALLATION, THE TANK SHALL BE FILLED TO A POINT TWO INCHES ABOVE THE ACCESS RISER CONNECTION. THERE SHALL BE NO MORE THAN ONE GALLON LEAKAGE OVER 24 HOURS.
- TANK SHALL BE MARKED ON TOP WITH THE MANUFACTURER'S NAME OR ID NUMBER, THE LIQUID CAPACITY, THE MAX BURIAL DEPTH AND THE DATE MANUFACTURED.
- FOR BURIAL DEPTH GREATER THAN 36" INCREASE RISER TO 30" DIAMETER.
- IF PROJECT SPECIFICATIONS REQUIRE AN EFFLUENT FILTER BE INSTALLED IN THE OUTLET TEE, ROTATE TANK LID 180 DEGREES AND ASSEMBLE WITH LARGE ACCESS HOLE OVER OUTLET TEE. EFFLUENT FILTER AND ACCESS HOLE PLACEMENT TO COMPLY WITH DIVISION 340-71-0220 3(b). USE POLYLOK PL-122, TUF-TITE EF-4, ORENCO DIRECT COUPLING FILTER, OR ORENCO BIOTUBE EFFLUENT FILTER.
- DESIGN LOADS INCLUDE 440#S.F. FOR ROOF, HS20 LOADING BASED ON AASHTO & 62.4 PCF HYDROSTATIC LOADS INTERNAL & 82.4 PCF EXTERNAL (WHEN TANK IS EMPTY & FULL) & 16000# WHEEL LOAD
- WHERE THE GROUNDWATER MAY EXCEED HIGHER THAN 3 FEET FROM THE BOTTOM OF THE TANK, AN ADDITIONAL 24" CONCRETE LID SHALL BE PLACED ON TOP OF THE TANK TO PROVIDE ANTI-BUOYANCY.
- OWNER TO PROVIDE CERTIFICATION THAT MANUFACTURED SEPTIC TANKS WILL BE IN CONFORMANCE W/ DEQ RULES (OAR CH 340 DIV. 71 AND 73)
- PROCEDURE TO ATTACH RISER TO THE TOP OF THE TANK: 1) CLEAN THE RISER AND RISER TANK ADAPTER. 2) APPLY ADHESIVE TO THE OUTSIDE SURFACE OF THE RISER TANK ADAPTER. IF BACKFILLING THE SAME DAY USE MA 320, SS115 OR SS140 ADHESIVE FOR QUICKER CURE TIMES (90 MIN.-3 HRS.). IF 12 HOURS OR MORE OF CURING IS ALLOWED USE ADH100. 3) APPLY JUST ENOUGH ADHESIVE TO THE OUTSIDE OF THE TANK ADAPTER FOR A QUICK STRUCTURAL JOINT, THEN APPLY ADHESIVE TO THE INSIDE OF THE ADAPTER AND RISER JOINT FOR A WATER TIGHT SEAL. 4) PLACE RISER BY CAREFULLY SLIDING ONTO ADAPTER BEFORE THE ADHESIVE CURES. 5) SEAL THE ADAPTER TO RISER JOINT BY APPLYING ADHESIVE TO THE INSIDE OF THE ADAPTER AND RISER JOINT, USE A PUTTY KNIFE TO FORM A BEAD OF DISPLACED ADHESIVE INTO A CONTINUOUS WATERTIGHT FILLET.
- PROCEDURE TO ATTACH LIP ADAPTER: 1) CLEAN RISER SURFACE. 2) APPLY MA320 ADHESIVE TO THE INSIDE EDGE OF THE RLA ADAPTER. 3) CAREFULLY PLACE RLA ADAPTER ONTO THE RISER. GENTLY TWIST THE RLA TO ENSURE PROPER SEATING ONTO RISER. 4) CREATE AN ADHESIVE FILLET AROUND THE INSIDE OF THE RLA AND RISER CONNECTION JOINT. ALLOW ADHESIVE TO CURE BEFORE ATTACHING LID.

SINGLE CHAMBER SEPTIC TANK TYP. PARTS LIST

QUANTITY	COMPONENT	MODEL #
1	PRECAST CONC. TANK	1500 GAL.
1	24" RISER X 36" LONG	ULTRA-RIB RUT436
1	TANK ADAPTER	ORENCO PRTA24
1 (OPT.)	BOLT DOWN KIT	ORENCO PRTA24BDKIT
1	RISER TO LID ADAPTER	ORENCO FLA24
1	LARGE LID	ORENCO FL24
2	TY-SEAL GASKET	4"
AS NEEDED	CONSEAL BUTYL RUBBER SEALANT	CS102
1	8" INSPECTION COVER	PVC
2	ABS COUPLER	4" SCHED. 40
AS NEEDED	ADHESIVE	MA320
AS NEEDED	ADHESIVE	ADH100
AS NEEDED	SEALANT	REDI KOTE 416



McNEIL ENGINEERING STRUCTURAL L.C.
164 SOUTH DINE DRIVE, SUITE D-104, ST. GEORGE, UTAH 84770
TEL. (435) 673-5127 FAX (435) 673-6980
E-MAIL info@mcneiling.com WEB SITE AT www.mcneiling.com



PREMANUFACTURED FLO-PRO® 1500 GALLON HS20 LOW PROFILE SINGLE CHAMBER GRAVITY SEPTIC TANK - CONCRETE
OREGON

REVISIONS

REV.	DATE	DESCRIPTION

DATE: 02-15-12
PROJECT NO: 12076
CAD DWG. FILE: dshd.dwg
DRAWN BY: NSC
CHECKED BY: MR

SHEET TITLE
1500 GAL. SEPTIC TANK DETAIL
SHEET NO.
S1.00
SHEET 1 OF 1