

Payments for Expedited Enforcement Offers and Field Citations

Your DEQ Online

Date: April 21, 2026



Document information

This document was prepared by Oregon Department of Environmental Quality

Your DEQ Online

700 NE Multnomah Street, Suite 600

Portland Oregon, 97232

Contact: YourDEQOnline@deq.oregon.gov

[Visit our website for additional information.](#)

Non-discrimination statement

DEQ does not discriminate on the basis of race, color, national origin, disability, age, sex, religion, sexual orientation, gender identity, or marital status in the administration of its programs and activities.

Visit DEQ's [Civil Rights and Environmental Justice page](#).

System Overview

The Oregon Department of Environmental Quality has instituted the use of a modernized, cloud-based tool for a selection of compliance programs within the agency and several business processes that involve the public and regulated entities. This document addresses how public users of this system make payments for expedited enforcement offers.

[Your DEQ Online](#) is an Environmental Data Management System designed to combine current DEQ processes across air, land and water divisions in one convenient and easily accessible portal. The system enables users to submit applications, upload reports, enter data, check the status of applications, pay fees or fines, and manage account activity. In addition, the system allows for greater public access to environmental data without the need to request this information from DEQ staff.

Table of contents

System Overview	3
1. Payments for Expedited Enforcement Offers and Field Citations	5
1.1 Electronic Payments	5
2. Select Payment Method	7
2.1 Pay by ACH or Credit Card	7
2.2. Check Payment by Mail.....	11
3. Helpdesk and Resources	11

1. Payments for Expedited Enforcement Offers and Field Citations

Your DEQ Online offers three methods for EEO payment: ACH electronic transfer (e-check), credit card, or check by mail. Electronic payments are secure, immediate and enable faster process of submittals. To make an EEO or Field Citation payment you will need:

1. Your DEQ Online account
2. EEO or Field Citation number located on the offer letter.

Payments can be made by all three account types: Responsible Official (RO), Consultant and General Public.

1.1 Electronic Payments

To make a payment by ACH or credit card, login to [Your DEQ Online](#). Select "Pay Invoices/Fees" from the navigation menu and click the "plus" icon next to "Expedited Enforcement Offer (EEO) and Field Citation Payment."

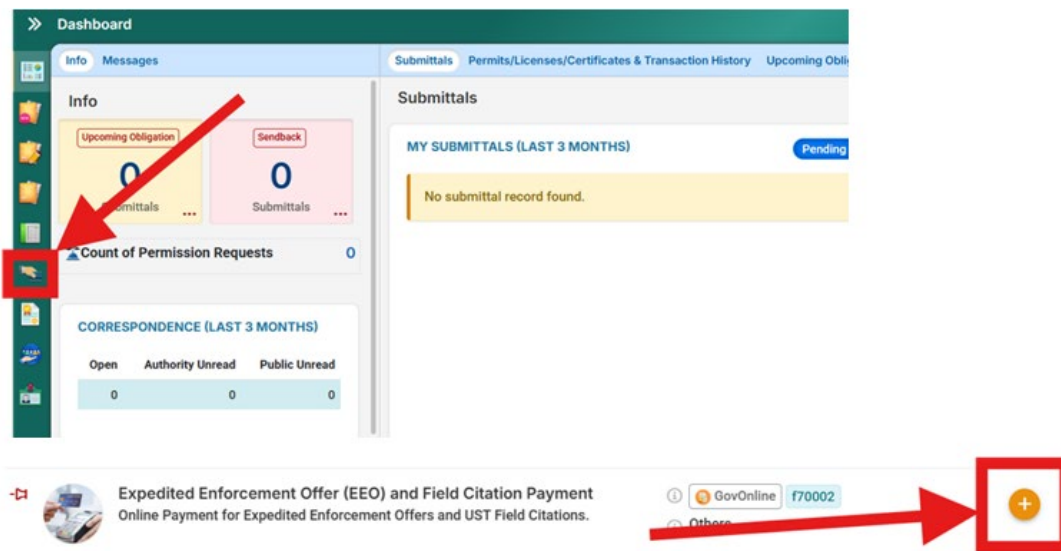


Image 1

Enter the enforcement number located on the EEO or Field Citation offer letter.

- Example EEO number 2026-EEO-2121
- Example Field Citation number 2026-FC-2200

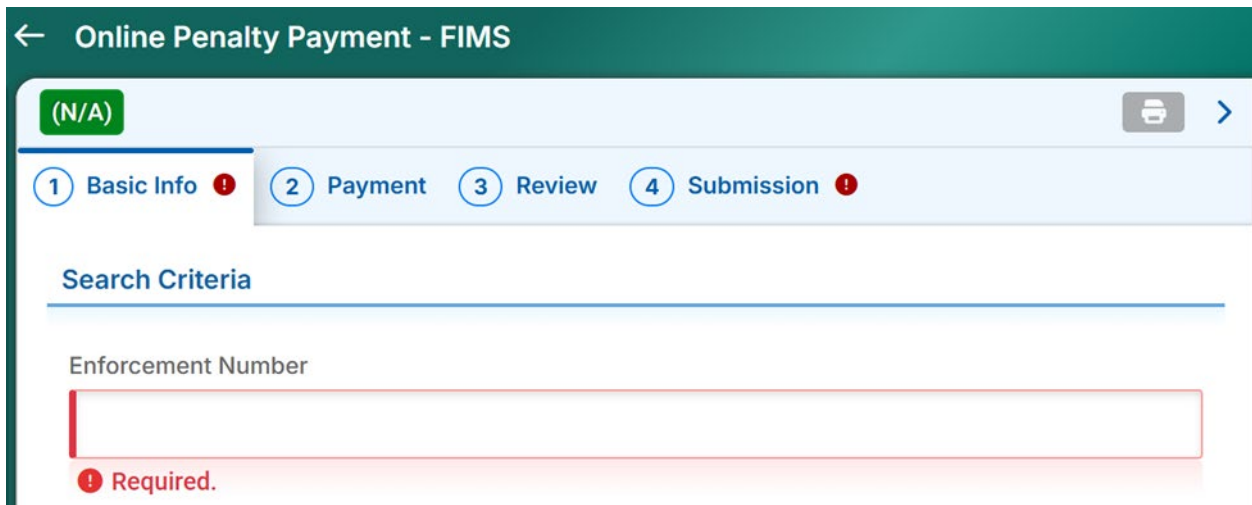


Image 2

Once the enforcement number is entered, the enforcement penalty and payment information will be listed on the page. Select the "save" icon and proceed to the Payment tab to complete the payment.

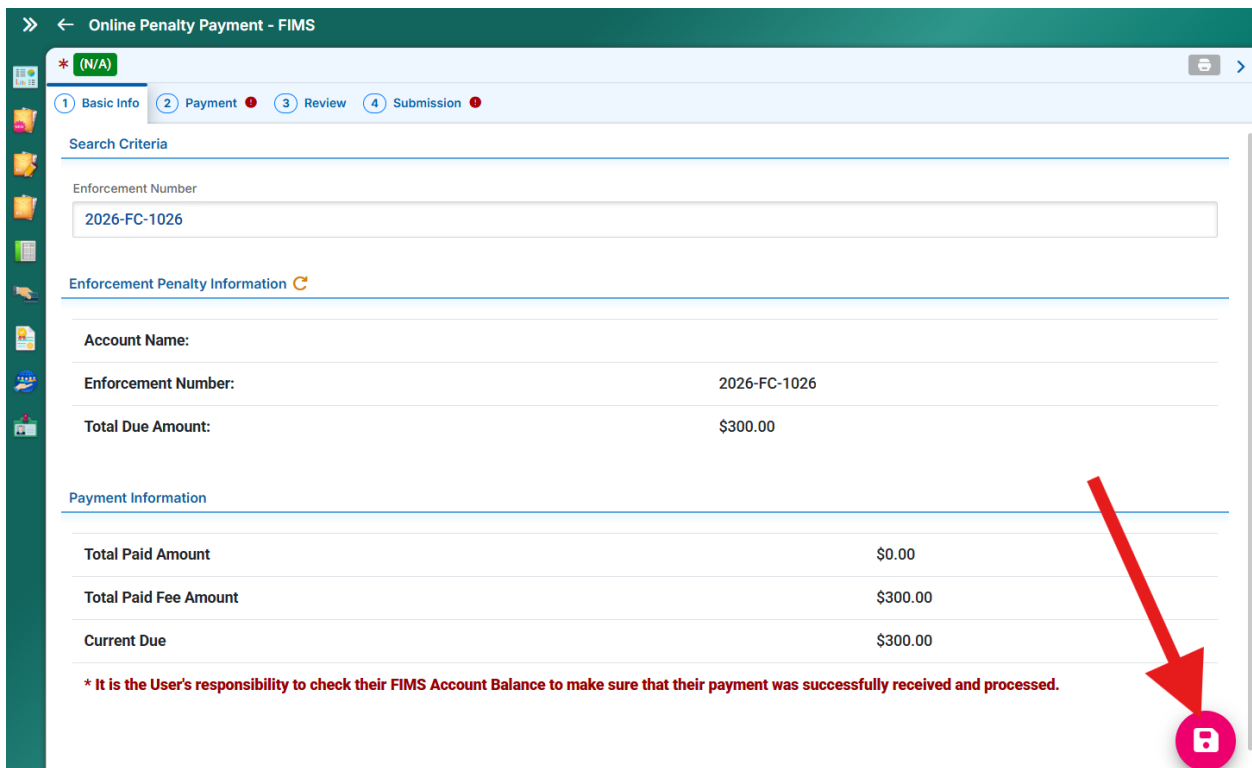


Image 3

2. Select Payment Method

2.1 Pay by ACH or Credit Card

Secure payment by ACH (e-check) through U.S. Bank requires routing and account numbers to make a payment. There are no additional fees for using this payment method.

Credit Card payments will require a credit card number, CVV 3-digit code, and expiration date. **Please note:** U.S. Bank charges an additional 2.3% convenience charge for all Credit Card transactions. The convenience charge will appear on your statement as a separate transaction.

Select the ACH or Credit Card option and click "Pay Now." A pop-up message will display the message "Once finished, you will be redirected back to the system to finish the task," click OK to proceed.

The screenshot shows a payment process interface with a progress bar at the top indicating steps: 1 Basic Info, 2 Payment (active), 3 Review, and 4 Submission. Below the progress bar is a pink notification bar that says "Please complete the payment process." A summary table displays the following information:

Fee	Paid	Due
\$ 5,324.80	\$ 0.00	\$ 5,324.80

Below the table, there are two radio button options for payment methods: "ACH" (selected) and "Credit Card". To the right of these options, there is a blue button labeled "Pay Amount Due" and a red button labeled "Pay Now". A red arrow points from the "Pay Now" button to the right. Below the payment options, there is a light blue box containing the text: "Automated Clearing House (ACH) payment method: When clicking Pay Now button, you will be redirect to agency's payment portal to finish the payment. Once finished, you will be redirected back to the system to finish the task."

Image 4



Welcome to DEQ GovOnline Payments

Please enter your User Name and Password and click Log In. Select **Pay Without Registering** to complete a one-time payment.

User Name [Forgot Your User Name?](#)

Password [Forgot Your Password?](#)

[Log In](#)

[Register](#)

[Pay Without Registering](#)

Image 5

Review your payment information, check the check box to accept the Terms and Conditions, then click "Confirm."

When the payment is complete, you will receive a receipt and a confirmation email from U.S. Bank. **Important note:** Completing a payment does not complete the submittal process. You must select "Return to Your DEQ Online" and to the "Submission" tab to complete the submittal process.

Confirmation

Please click the Return to 'Your DEQ Online' button to complete the payment process. Please keep a record of your Confirmation Number, or [print this page](#) for your records.

Confirmation Number **DEQTST000073121**



Payment Details

Description	DEQ GOVONLINE DEQ GovOnline Pymts https://oregon-public-uat.govonlinesaas.com/client/pub/login
Payment Amount	\$5,324.80
Payment Date	04/06/2026
Status	SCHEDULED

Payment Method

Bank Routing Number	
Bank Name	US BANK NA
Bank Account Number	
Bank Account Type	Checking
Bank Account Category	Consumer
Confirmation Email	

Image 8

Once you have returned to Your DEQ Online, the processed payment will be shown in the Payment tab. Proceed to the "Submission" tab to submit the invoice.

1 Basic Info 2 Payment 3 Review 4 Submission

There is no payment due at this time.

Fee	Paid	Balance
\$ 5,324.80	\$ 5,324.80	\$ 0.00

Fees

FIMS Online Payment	\$ 5,324.80
1 FIMS Online Payment	

1 Results

Payment Transactions

✓ ePayment (ACH)	\$ 5,324.80
04/03/2026	04/06/2026
#DEQTST000073121	

1 Results

Image 9

In the Submission tab, select "Submit" to send the completed invoice to DEQ. You will see a submission successful message across the top of your screen.

The screenshot shows a web interface with a green header bar containing the number '1864' and the text 'Complete Submittal'. Below the header is a green banner with a checkmark icon and the text 'Submission Successful!'. The main content is divided into four sections: 'Submittal Summary', 'Submittal Form Info', 'Fee Detail', and 'Certification'.

Submittal Summary

- Submittal RID: 1864
- Submitted Date: 04/03/2026 2:48:27 PM
- Submitted By:

Submittal Form Info

- Name: Invoice Payment
- Method: Online Submission

Fee Detail

Name	Type	Amount
FIMS Online Payment		\$5,324.80

Payment Detail

Date	Method	Fee Amount	Paid Amount
04/03/2026 2:26:09 PM	ePayment (ACH)	\$5,324.80	\$5,324.80
Total:		\$5,324.80	\$5,324.80

Certification

- Statement: Not Applicable
- Question: Not Applicable
- Answer: Not Applicable
- PIN Number: Not Applicable
- RO:
- Sender IP: *****

Image 10

A payment confirmation message will be sent from U.S. Bank to the email you entered on the payment form, which includes the payment amount, payment date, and confirmation number.

The screenshot shows an email with the following content:

*** PLEASE DO NOT RESPOND TO THIS EMAIL ***

Thank you for your payment.

This email is to confirm your payment submitted on Aug-08-2024 for DEQ GovOnline Pymts.

Confirmation Number: DEQTST000040297
 Payment Amount: \$2,000.00
 Scheduled Payment Date: Aug-09-2024
 Amount Due: \$2,000.00

Account Nickname: N/A
 Routing Transit Number:
 Account Number.
 Account Type: Checking
 Account Category: Consumer

Image 11

Important: If you receive a payment confirmation from US Bank, but the payment record is not shown in YDO, please contact [the YDO Helpdesk](#) . Do not attempt to make another payment.

2.2. Check Payment by Mail

DEQ issued EEO's and Field citations may also be paid with a paper check. To ensure that the payment is processed correctly, mail a copy of the signed enforcement letter, along with check payment, and mail to:

OREGON DEPARTMENT OF ENVIRONMENTAL QUALITY

ATTN: DEQ FINANCIAL SERVICES

700 NE MULTNOMAH ST #600

PORTLAND, OR 97232

Make checks payable to **Department of Environmental Quality** and write the enforcement or field citation number on the memo line of the check.

3. Helpdesk and Resources

If you have questions about invoice payment or your account, please consult the [Your DEQ Online Helpdesk](#). General information, training and resources are available on [Your DEQ Online Help page](#). Stay connected to news about Your DEQ Online by signing up for [GovDelivery email messages](#).