

**Note: The changes in public policy, behavior, and economics due to the COVID-19 crisis have created greater uncertainty than is usually experienced in a forecast cycle. Details concerning the assumptions underlying all forecasted caseload areas are contained in the Fall 2020 ODHS-OHA Caseload Forecast report, which was released at the end of October.**

The rollout of the new Integrated Eligibility (I.E.) system has led to instability in counts of some programs in Self-Sufficiency, including APD SNAP. Data may be updated or revised in subsequent variance reports, as known database issues are addressed.

October LTC caseload was 35,136, 0.9% lower than the forecast. LTC caseload has been decreased since September. In particular, the Nursing Facility caseload is decreased by 2.6% compared to September.

**Total Long-Term Care**

Month	Actual	Fall 2020 Forecast	Over/Under Forecast	%
Aug-20	35,514	35,429	85	0.2%
Sep-20	35,322	35,525	-203	-0.6%
Oct-20	35,136	35,444	-308	-0.9%
Nov-20	35,391	35,488	-97	-0.3%
Dec-20	35,142	35,484	-342	-1.0%
Jan-21	35,068	35,537	-469	-1.3%

**Total In-Home Services<sup>1</sup>**

Month	Actual	Fall 2020 Forecast	Over/Under Forecast	%
Aug-20	18,879	18,768	111	0.6%
Sep-20	18,750	18,854	-104	-0.6%
Oct-20	18,684	18,728	-44	-0.2%
Nov-20	18,936	18,756	180	1.0%
Dec-20	18,806	18,738	68	0.4%
Jan-21	18,741	18,770	-29	-0.2%

**Actual IHC by Type:  
K Plan Services**

Month	Total K Plan	IH Hourly without SPPC	Agency without SPPC
Aug-20	17,133	13,781	2,598
Sep-20	17,015	13,714	2,550
Oct-20	17,003	13,744	2,516
Nov-20	17,163	13,853	2,552
Dec-20	17,065	13,753	2,559
Jan-21	17,055	13,785	2,524

**Actual IHC by Type:  
K Plan Services Continued**

Month	Spousal	Specialized Living	Independent Choices <sup>2</sup>
Aug-20	17	202	535
Sep-20	16	204	531
Oct-20	15	204	524
Nov-20	18	204	536
Dec-20	16	205	532
Jan-21	15	205	526

**Actual IHC by Type:  
State Plan Personal Care (non-K)**

Month	Total SPPC	APD SPPC <sup>3</sup>	I/DD SPPC
Aug-20	1,759	1,746	13
Sep-20	1,746	1,735	11
Oct-20	1,693	1,681	12
Nov-20	1,785	1,773	12
Dec-20	1,753	1,741	12
Jan-21	1,696	1,686	10

**Actual IHC by Type:  
State Plan Personal Care (non-K) Continued**

Month	APD SPPC <sup>3</sup>	Hourly with SPPC	Agency with SPPC
Aug-20	1,746	1,329	417
Sep-20	1,735	1,318	417
Oct-20	1,681	1,276	405
Nov-20	1,773	1,361	412
Dec-20	1,741	1,322	419
Jan-21	1,686	1,280	406

**Total Nursing Facility Care**

Month	Actual <sup>4</sup>	Fall 2020 Forecast	Over/Under Forecast	%
Aug-20	4,376	4,397	-21	-0.5%
Sep-20	4,362	4,403	-41	-0.9%
Oct-20	4,250	4,421	-171	-3.9%
Nov-20	4,248	4,422	-174	-3.9%
Dec-20	4,237	4,425	-188	-4.2%
Jan-21	4,315	4,430	-115	-2.6%

**Actual NFC by Type**

Month	Basic <sup>4</sup>	Complex Medical <sup>4</sup>	Enhanced Care	Pediatric Care
Aug-20	3,612	710	35	19
Sep-20	3,603	704	35	20
Oct-20	3,495	701	33	21
Nov-20	3,388	809	31	20
Dec-20	3,429	760	29	19
Jan-21	3,524	746	27	18

FEBRUARY 2021

Total Community-Based Care				
Month	Actual	Fall 2020 Forecast	Over/Under Forecast	%
Aug-20	12,259	12,264	-5	0.0%
Sep-20	12,210	12,268	-58	-0.5%
Oct-20	12,202	12,295	-93	-0.8%
Nov-20	12,207	12,310	-103	-0.8%
Dec-20	12,099	12,321	-222	-1.8%
Jan-21	12,012	12,337	-325	-2.6%

CBC: Assisted Living				
Month	Actual	Fall 2020 Forecast	Over/Under Forecast	%
Aug-20	4,180	4,221	-41	-1.0%
Sep-20	4,166	4,205	-39	-0.9%
Oct-20	4,157	4,204	-47	-1.1%
Nov-20	4,145	4,199	-54	-1.3%
Dec-20	4,081	4,189	-108	-2.6%
Jan-21	4,065	4,194	-129	-3.1%

The last 3 months of LTC "actuals" are preliminary estimates and subject to change.

CBC: Adult Foster Care				
Month	Actual	Fall 2020 Forecast	Over/Under Forecast	%
Aug-20	2,395	2,344	51	2.2%
Sep-20	2,375	2,342	33	1.4%
Oct-20	2,378	2,343	35	1.5%
Nov-20	2,375	2,340	35	1.5%
Dec-20	2,355	2,338	17	0.7%
Jan-21	2,328	2,337	-9	-0.4%

CBC: PACE				
Month	Actual	Fall 2020 Forecast	Over/Under Forecast	%
Aug-20	1,665	1,652	13	0.8%
Sep-20	1,656	1,666	-10	-0.6%
Oct-20	1,654	1,680	-26	-1.5%
Nov-20	1,646	1,694	-48	-2.8%
Dec-20	1,628	1,708	-80	-4.7%
Jan-21	1,585	1,721	-136	-7.9%

CBC: Residential Care Total				
Month	Actual	Fall 2020 Forecast	Over/Under Forecast	%
Aug-20	4,019	4,047	-28	-0.7%
Sep-20	4,013	4,055	-42	-1.0%
Oct-20	4,013	4,068	-55	-1.4%
Nov-20	4,041	4,077	-36	-0.9%
Dec-20	4,035	4,086	-51	-1.2%
Jan-21	4,034	4,085	-51	-1.2%

CBC: Residential Care - Regular				
Month	Actual	Fall 2020 Forecast	Over/Under Forecast	%
Aug-20	808	825	-17	-2.1%
Sep-20	796	823	-27	-3.3%
Oct-20	793	822	-29	-3.5%
Nov-20	813	821	-8	-1.0%
Dec-20	801	820	-19	-2.3%
Jan-21	798	807	-9	-1.1%

CBC: Residential Care - Contract & Memory Care				
Month	Actual	Fall 2020 Forecast	Over/Under Forecast	%
Aug-20	3,211	3,222	-11	-0.3%
Sep-20	3,217	3,232	-15	-0.5%
Oct-20	3,220	3,246	-26	-0.8%
Nov-20	3,228	3,256	-28	-0.9%
Dec-20	3,234	3,266	-32	-1.0%
Jan-21	3,236	3,278	-42	-1.3%

CBC: Residential Care - Memory Care				
Month	Memory Care	Contract RCF	Total Contract RCF	Memory Care %
Aug-20	2,544	667	3,211	79.2%
Sep-20	2,551	666	3,217	79.3%
Oct-20	2,588	632	3,220	80.4%
Nov-20	2,557	671	3,228	79.2%
Dec-20	2,564	670	3,234	79.3%
Jan-21	2,601	635	3,236	80.4%

SNAP: Aging and People with Disabilities <sup>b</sup>				
Month	Actual	Fall 2020 Forecast	Over/Under Forecast	%
Aug-20	137,044	138,559	-1,515	-1.1%
Sep-20	136,791	138,639	-1,848	-1.3%
Oct-20	136,217	138,774	-2,557	-1.8%
Nov-20	142,805	138,947	3,858	2.8%
Dec-20	146,100	139,186	6,914	5.0%
Jan-21	147,170	139,779	7,391	5.3%

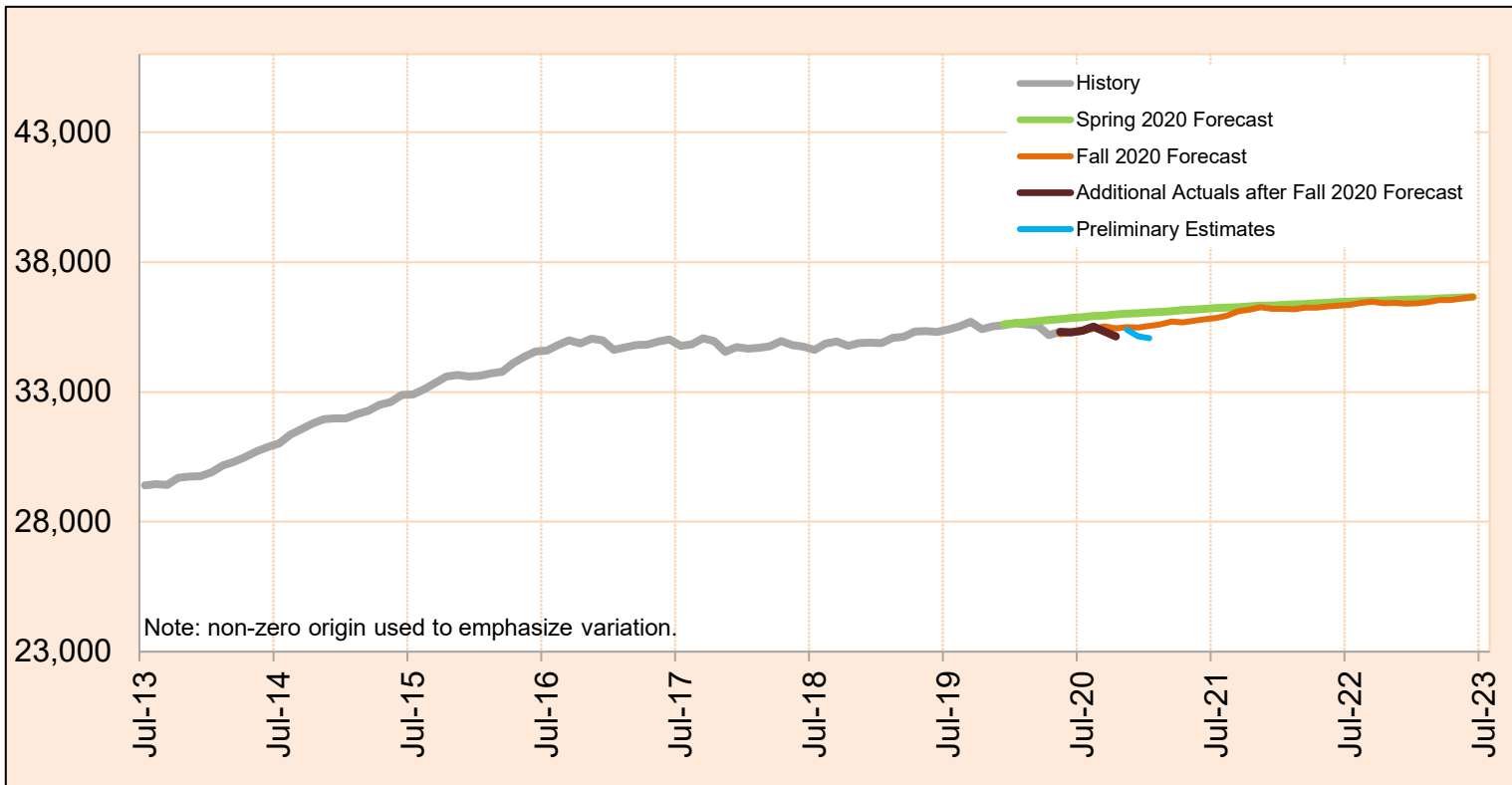
The last 3 months of LTC "actuals" are preliminary estimates and subject to change.

1. Total In-Home Care = K Plan services + non-K Plan services.
2. Independent Choices is a 1915 (J) State Plan Service Option.
3. State Plan Personal Care provides individual care Hourly or through Agencies to APD or I/DD clients.  
I/DD SPPC is not included in APD's In-Home Care caseload.
4. To reflect the lag in billing for services, monthly caseloads for Basic and Complex Medical will be periodically revised to reflect appropriate service utilization.
5. SNAP APD are households accessing SNAP (food stamp) benefits through APD programs.  
Source: SSP Monthly Caseload Forecast Variance Report.

FEBRUARY 2021

### Total Long Term Care

Long-Term Care (LTC) services can be provided in institutional settings such as nursing facilities, in community-based care settings like residential facilities and adult foster homes, or in the person's own home. These services include: In Home Care, Community Based Care, and Nursing Facilities.



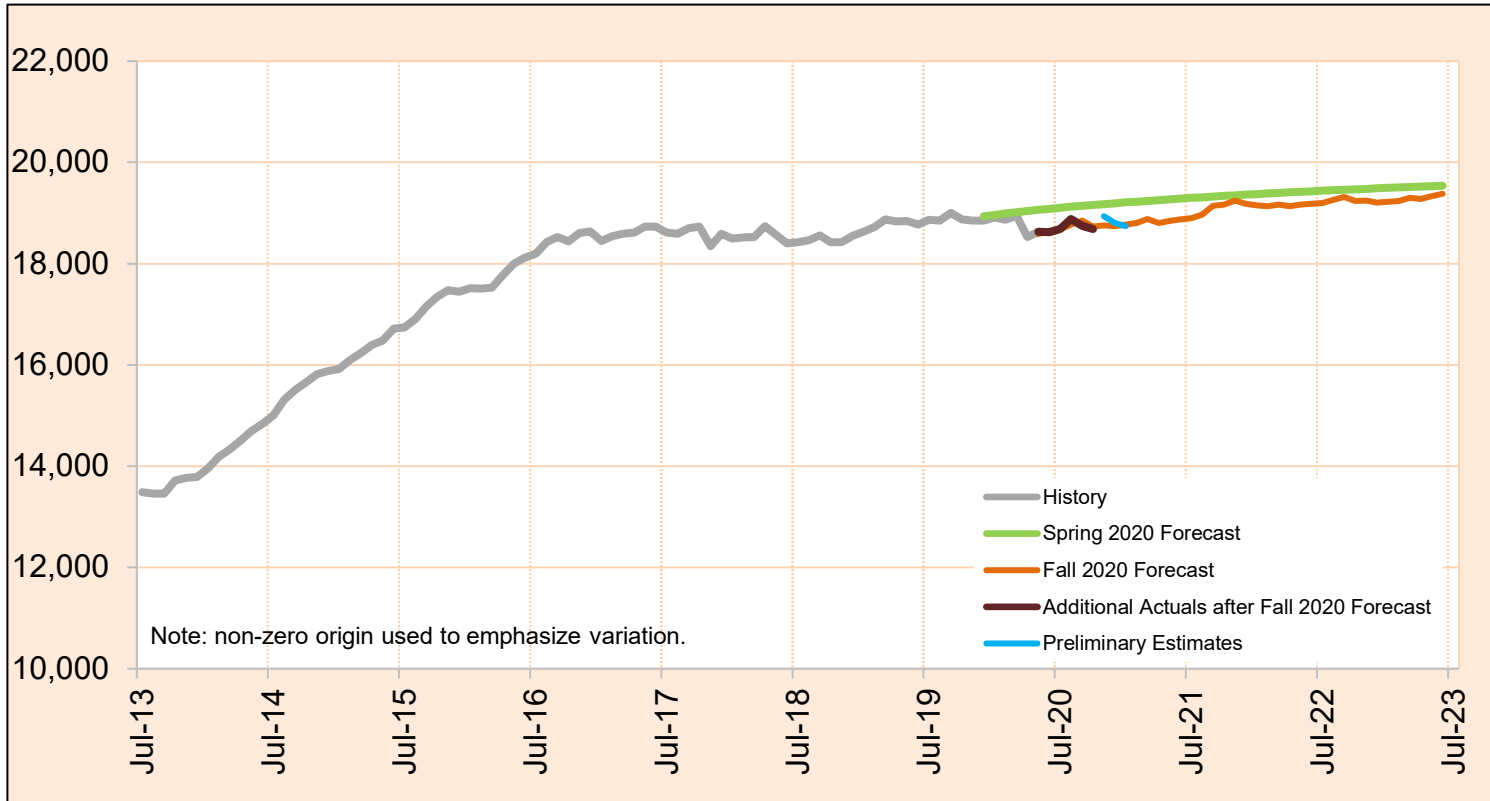
Month	Actual	Fall 2020 Forecast	Over/Under Forecast (Fall 2020)	Spring 2020 Forecast	Over/Under Forecast (Spring 2020)
<b>Jan-20</b>	35,650	-	-	35,647	3 0.0%
<b>Feb-20</b>	35,607	-	-	35,683	-76 -0.2%
<b>Mar-20</b>	35,559	-	-	35,721	-162 -0.5%
<b>Apr-20</b>	35,193	-	-	35,770	-577 -1.6%
<b>May-20</b>	35,302	35,220	82 0.2%	35,805	-503 -1.4%
<b>Jun-20</b>	35,296	35,281	15 0.0%	35,845	-549 -1.5%
<b>Jul-20</b>	35,352	35,329	23 0.1%	35,881	-529 -1.5%
<b>Aug-20</b>	35,514	35,429	85 0.2%	35,916	-402 -1.1%
<b>Sep-20</b>	35,322	35,525	-203 -0.6%	35,942	-620 -1.7%
<b>Oct-20</b>	35,136	35,444	-308 -0.9%	35,978	-842 -2.3%
<b>Nov-20</b>	35,391	35,488	-97 -0.3%	36,013	-622 -1.7%
<b>Dec-20</b>	35,142	35,484	-342 -1.0%	36,024	-882 -2.4%
<b>Jan-21</b>	35,068	35,537	-469 -1.3%	36,059	-991 -2.7%

*Preliminary estimates are shown in italics.*

FEBRUARY 2021

### Total In-Home Services

In-Home programs provide personal assistance services that help people stay in their homes when they need assistance with Activities of Daily Living (ADL). In-Home Care services include: Hourly, Live-In and spousal. In-Home Agency also provides similar In-Home care Hourly services at individual's place of residence. The Total In-Home is comprised of In-Home Care and In-Home Agency (including State Plan Personal Care Services) , Specialized Living and Independent Choices.



Month	Actual	Fall 2020 Forecast	Over/Under Forecast (Fall 2020)	Spring 2020 Forecast	Over/Under Forecast (Spring 2020)
<b>Jan-20</b>	18,910	-	-	18,963	-53 -0.3%
<b>Feb-20</b>	18,869	-	-	18,989	-120 -0.6%
<b>Mar-20</b>	18,944	-	-	19,014	-70 -0.4%
<b>Apr-20</b>	18,529	-	-	19,039	-510 -2.7%
<b>May-20</b>	18,632	18,586	46 0.2%	19,060	-428 -2.2%
<b>Jun-20</b>	18,622	18,637	-15 -0.1%	19,083	-461 -2.4%
<b>Jul-20</b>	18,685	18,678	7 0.0%	19,104	-419 -2.2%
<b>Aug-20</b>	18,879	18,768	111 0.6%	19,123	-244 -1.3%
<b>Sep-20</b>	18,750	18,854	-104 -0.6%	19,141	-391 -2.0%
<b>Oct-20</b>	18,684	18,728	-44 -0.2%	19,158	-474 -2.5%
<b>Nov-20</b>	18,936	18,756	180 1.0%	19,177	-241 -1.3%
<b>Dec-20</b>	18,806	18,738	68 0.4%	19,193	-387 -2.0%
<b>Jan-21</b>	18,741	18,770	-29 -0.2%	19,211	-470 -2.4%

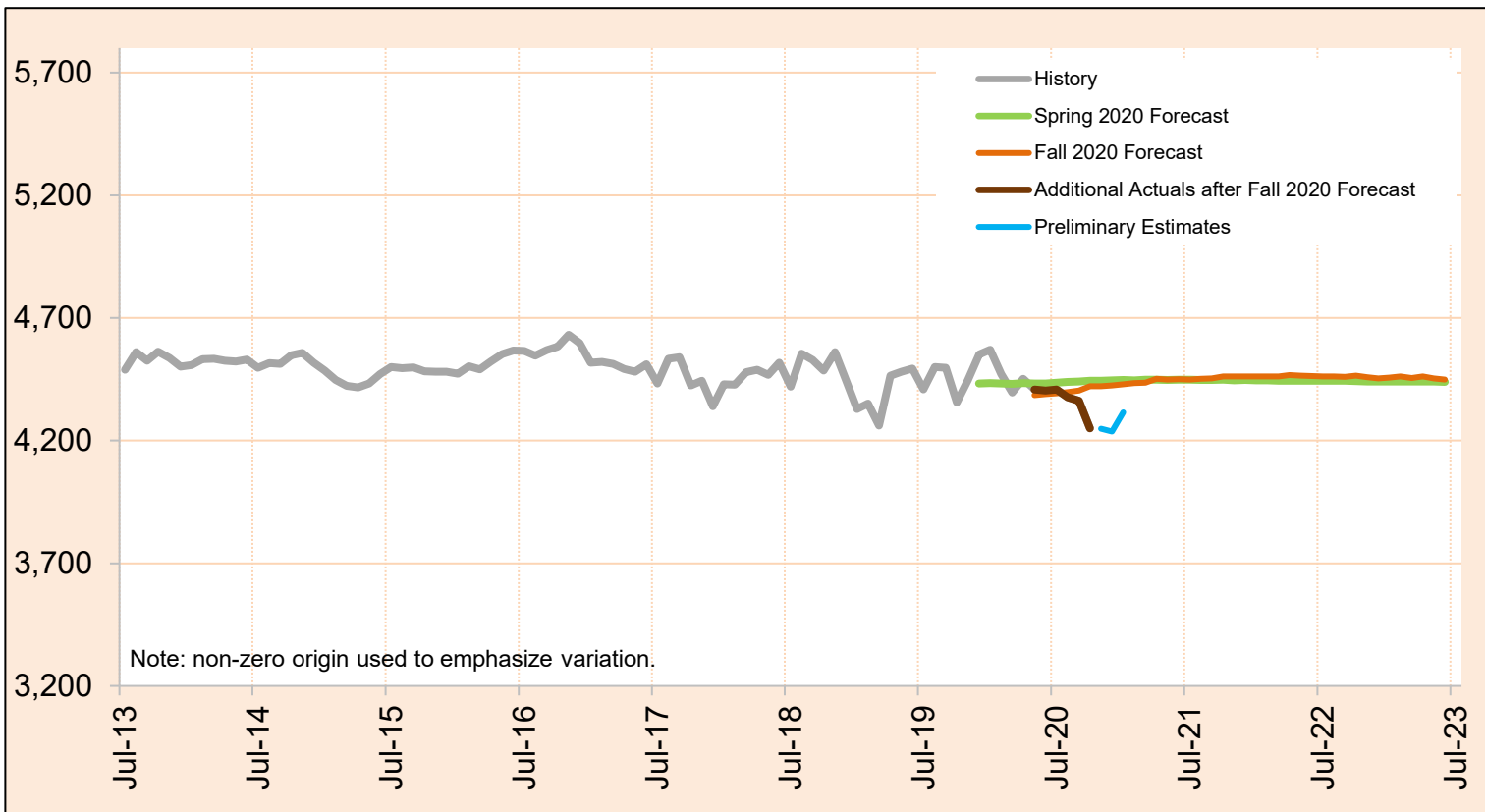
*Preliminary estimates are shown in italics.*

FEBRUARY 2021

### Total Nursing Facilities Care

Nursing Facilities provide institutional services for seniors and people with disabilities in nursing facilities licensed and regulated by DHS. Nursing facilities provide individuals with skilled nursing services, housing, related services and ongoing assistance with activities of daily living. The Total Nursing Facilities is comprised of: Basic Care, Complex Medical Add-On, Pediatric Care and Enhanced Care.

The recent history of Basic and Complex Medical Add-On have been revised slightly to improve accuracy. Revisions occur in billing for these services which were not previously taken into account. Using this method, the recent history of this caseload will be periodically revised to represent appropriate service



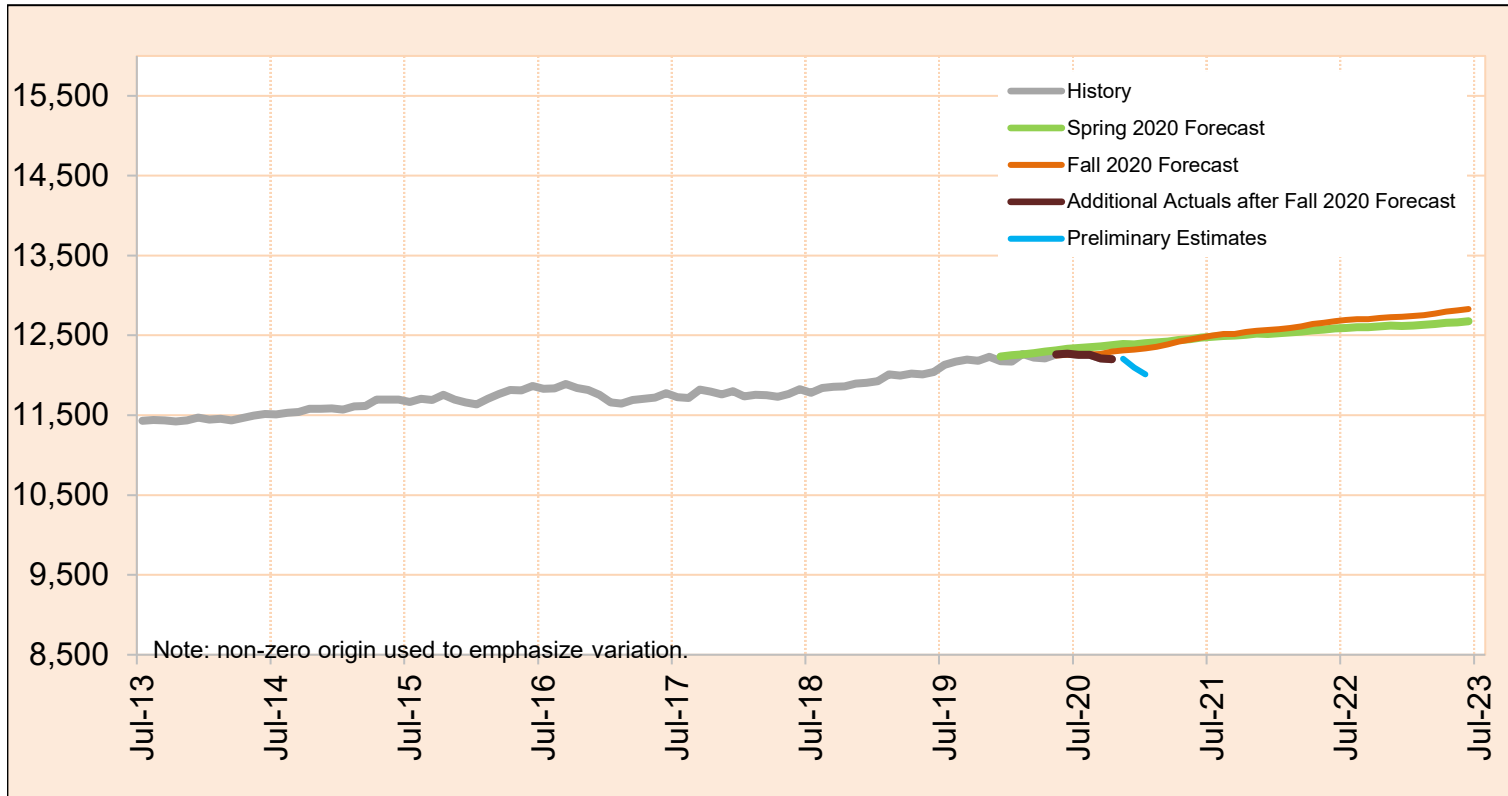
Month	Actual	Fall 2020 Forecast	Over/Under Forecast (Fall 2020)	Spring 2020 Forecast	Over/Under Forecast (Spring 2020)
<b>Jan-20</b>	4,570	-	-	4,434	136 3.1%
<b>Feb-20</b>	4,471	-	-	4,432	39 0.9%
<b>Mar-20</b>	4,395	-	-	4,431	-36 -0.8%
<b>Apr-20</b>	4,451	-	-	4,434	17 0.4%
<b>May-20</b>	4,408	4,385	23 0.5%	4,433	-25 -0.6%
<b>Jun-20</b>	4,403	4,389	14 0.3%	4,432	-29 -0.7%
<b>Jul-20</b>	4,408	4,392	16 0.4%	4,436	-28 -0.6%
<b>Aug-20</b>	4,376	4,397	-21 -0.5%	4,439	-63 -1.4%
<b>Sep-20</b>	4,362	4,403	-41 -0.9%	4,440	-78 -1.8%
<b>Oct-20</b>	4,250	4,421	-171 -3.9%	4,443	-193 -4.3%
<b>Nov-20</b>	4,248	4,422	-174 -3.9%	4,444	-196 -4.4%
<b>Dec-20</b>	4,237	4,425	-188 -4.2%	4,446	-209 -4.7%
<b>Jan-21</b>	4,315	4,430	-115 -2.6%	4,447	-132 -3.0%

*Preliminary estimates are shown in italics.*

FEBRUARY 2021

### Total Community-Based Care

Community-Based Care caseload includes clients receiving services in licensed Community-Based Care settings. Services include assistance with ADL, medication oversight, and social activities; services can also include nursing and behavioral supports to meet complex needs. Total Community-Based Care caseload is comprised of: Adult Foster Care, Residential Care Assisted Living and PACE.



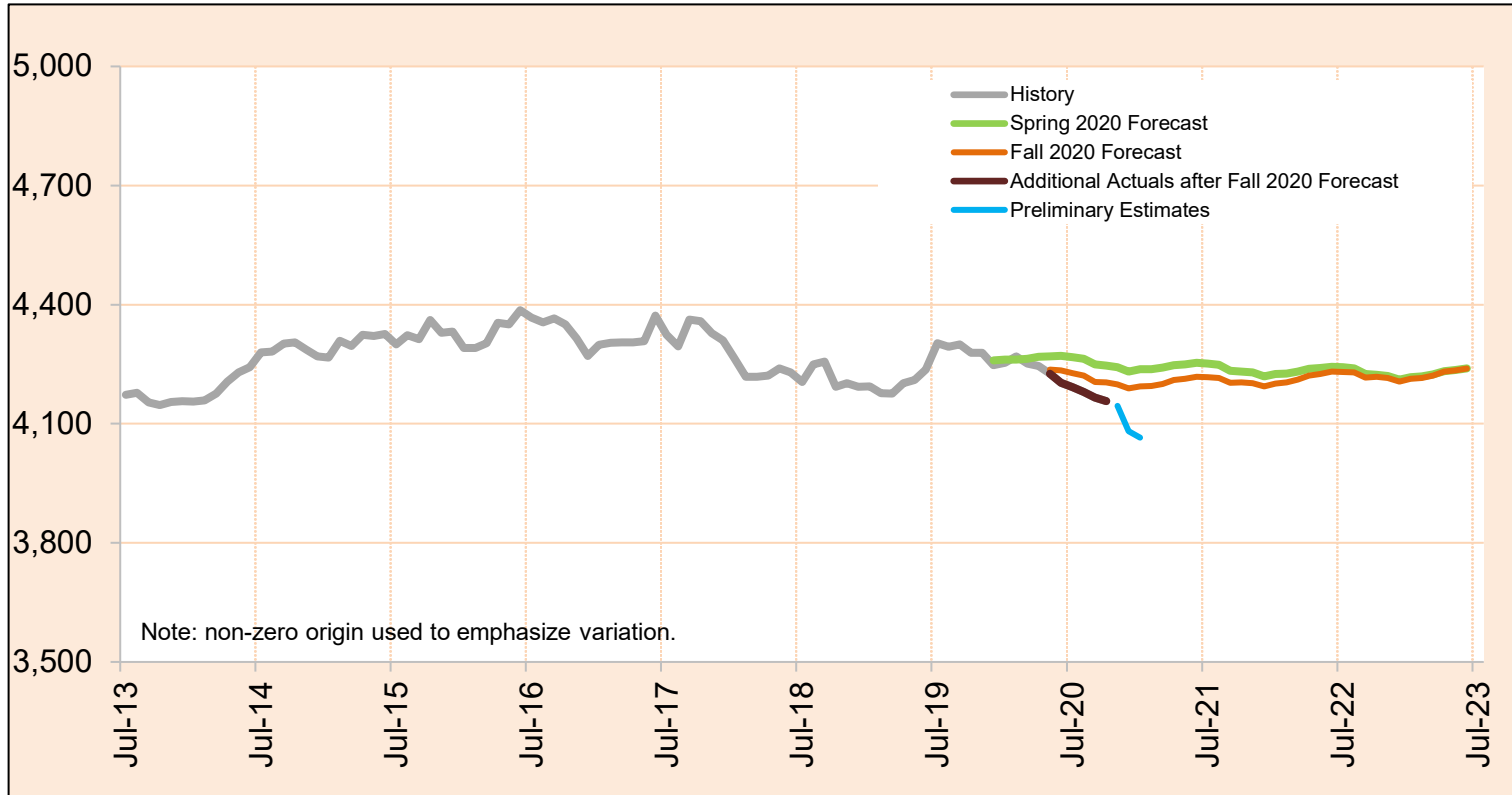
Month	Actual	Fall 2020 Forecast	Over/Under Forecast (Fall 2020)		Spring 2020 Forecast	Over/Under Forecast (Spring 2020)	
<b>Jan-20</b>	12,170	-	-	-	12,250	-80	-0.7%
<b>Feb-20</b>	12,267	-	-	-	12,262	5	0.0%
<b>Mar-20</b>	12,220	-	-	-	12,276	-56	-0.5%
<b>Apr-20</b>	12,213	-	-	-	12,297	-84	-0.7%
<b>May-20</b>	12,262	12,249	13	0.1%	12,312	-50	-0.4%
<b>Jun-20</b>	12,271	12,255	16	0.1%	12,330	-59	-0.5%
<b>Jul-20</b>	12,259	12,259	0	0.0%	12,341	-82	-0.7%
<b>Aug-20</b>	12,259	12,264	-5	0.0%	12,354	-95	-0.8%
<b>Sep-20</b>	12,210	12,268	-58	-0.5%	12,361	-151	-1.2%
<b>Oct-20</b>	12,202	12,295	-93	-0.8%	12,377	-175	-1.4%
<b>Nov-20</b>	12,207	12,310	-103	-0.8%	12,392	-185	-1.5%
<b>Dec-20</b>	12,099	12,321	-222	-1.8%	12,385	-286	-2.3%
<b>Jan-21</b>	12,012	12,337	-325	-2.6%	12,401	-389	-3.1%

*Preliminary estimates are shown in italics.*

FEBRUARY 2021

### CBC: Assisted Living

Assisted Living Facilities (ALF) are licensed 24-hour care settings for six or more residents that include private apartments.



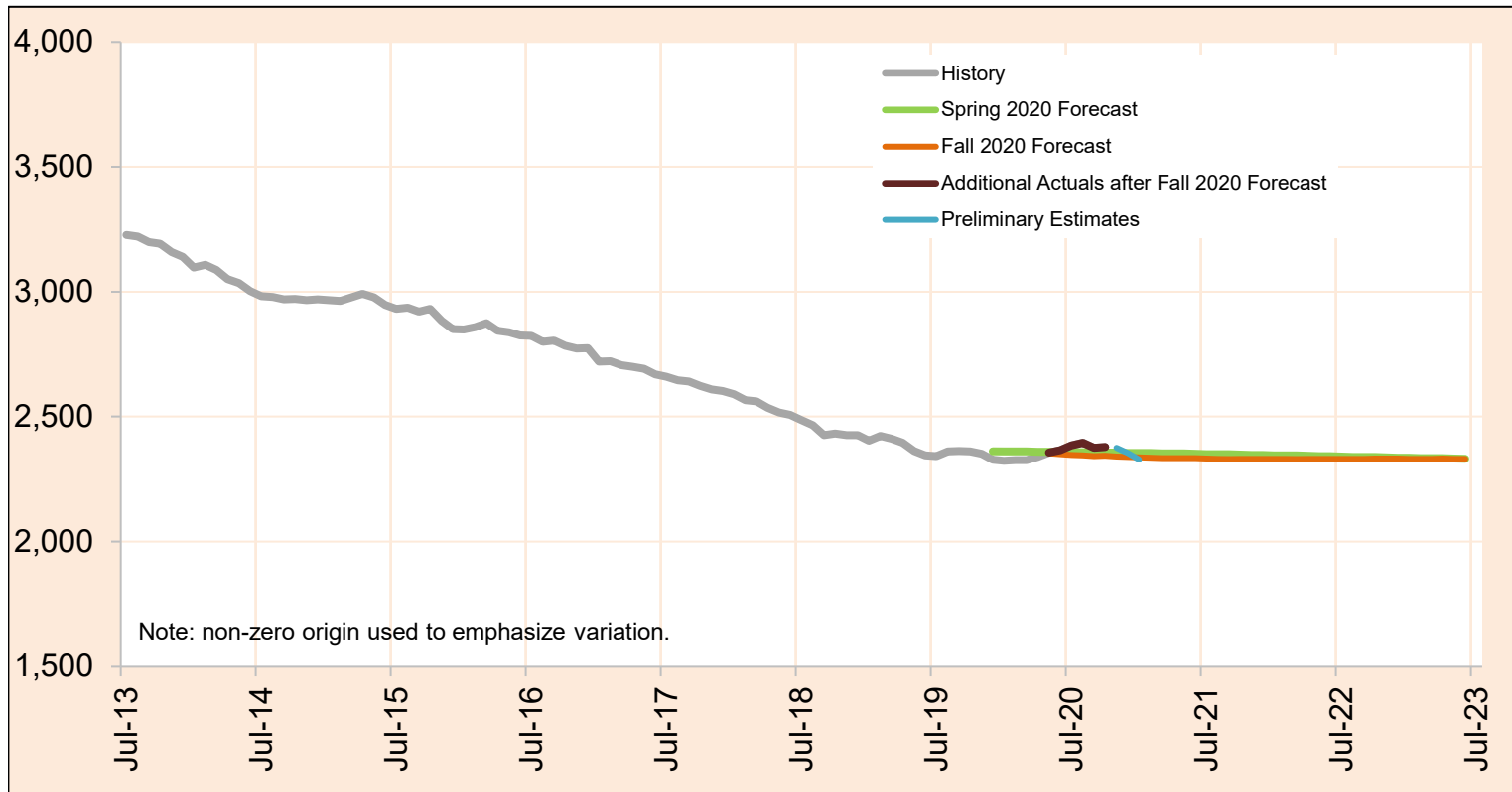
Month	Actual	Fall 2020 Forecast	Over/Under Forecast (Fall 2020)		Spring 2020 Forecast	Over/Under Forecast (Spring 2020)	
<b>Jan-20</b>	4,253	-	-	-	4,262	-9	-0.2%
<b>Feb-20</b>	4,270	-	-	-	4,262	8	0.2%
<b>Mar-20</b>	4,251	-	-	-	4,264	-13	-0.3%
<b>Apr-20</b>	4,245	-	-	-	4,269	-24	-0.6%
<b>May-20</b>	4,226	4,236	-10	-0.2%	4,270	-44	-1.0%
<b>Jun-20</b>	4,203	4,234	-31	-0.7%	4,271	-68	-1.6%
<b>Jul-20</b>	4,192	4,227	-35	-0.8%	4,268	-76	-1.8%
<b>Aug-20</b>	4,180	4,221	-41	-1.0%	4,264	-84	-2.0%
<b>Sep-20</b>	4,166	4,205	-39	-0.9%	4,249	-83	-2.0%
<b>Oct-20</b>	4,157	4,204	-47	-1.1%	4,246	-89	-2.1%
<b>Nov-20</b>	4,145	4,199	-54	-1.3%	4,242	-97	-2.3%
<b>Dec-20</b>	4,081	4,189	-108	-2.6%	4,231	-150	-3.5%
<b>Jan-21</b>	4,065	4,194	-129	-3.1%	4,237	-172	-4.1%

*Preliminary estimates are shown in italics.*

FEBRUARY 2021

### CBC: Adult Foster Care

Commercial Adult Foster Care is open to members of the public who are not related to the care provider.



Month	Actual	Fall 2020 Forecast	Over/Under Forecast (Fall 2020)	Spring 2020 Forecast	Over/Under Forecast (Spring 2020)
Jan-20	2,323	-	-	2,360	-37 -1.6%
Feb-20	2,325	-	-	2,360	-35 -1.5%
Mar-20	2,325	-	-	2,360	-35 -1.5%
Apr-20	2,338	-	-	2,359	-21 -0.9%
May-20	2,356	2,353	3 0.1%	2,359	-3 -0.1%
Jun-20	2,366	2,350	16 0.7%	2,358	8 0.3%
Jul-20	2,384	2,347	37 1.6%	2,357	27 1.1%
Aug-20	2,395	2,344	51 2.2%	2,357	38 1.6%
Sep-20	2,375	2,342	33 1.4%	2,357	18 0.8%
Oct-20	2,378	2,343	35 1.5%	2,356	22 0.9%
Nov-20	2,375	2,340	35 1.5%	2,356	19 0.8%
Dec-20	2,355	2,338	17 0.7%	2,355	0 0.0%
Jan-21	2,328	2,337	-9 -0.4%	2,354	-26 -1.1%

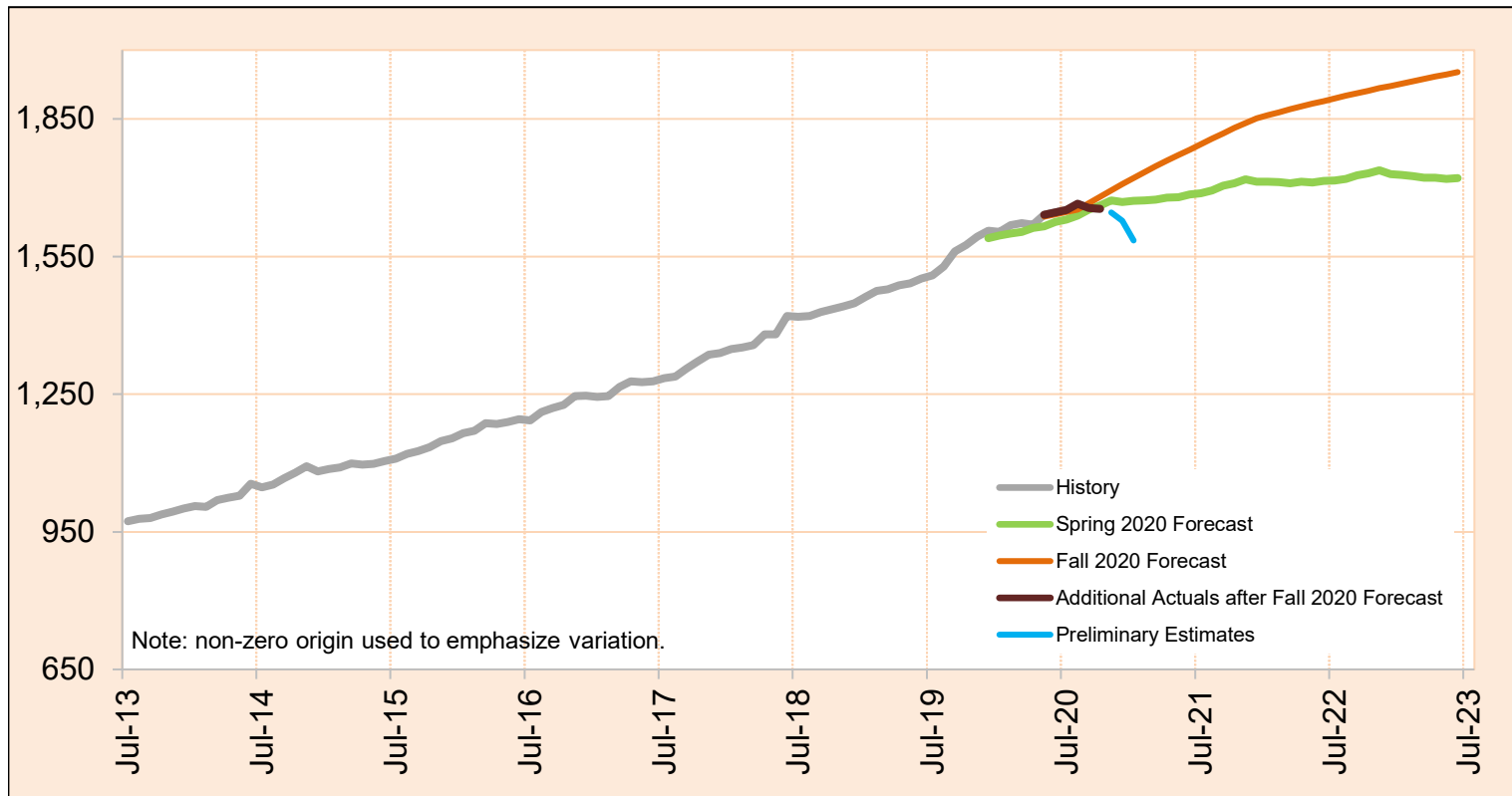
*Preliminary estimates are shown in italics.*



FEBRUARY 2021

**CBC: PACE**

PACE is a capitated Medicare/Medicaid program that provides all-inclusive care for the elderly including acute health care and long-term care services. Seniors served in this program generally receive adult day care services and live in a variety of care settings.



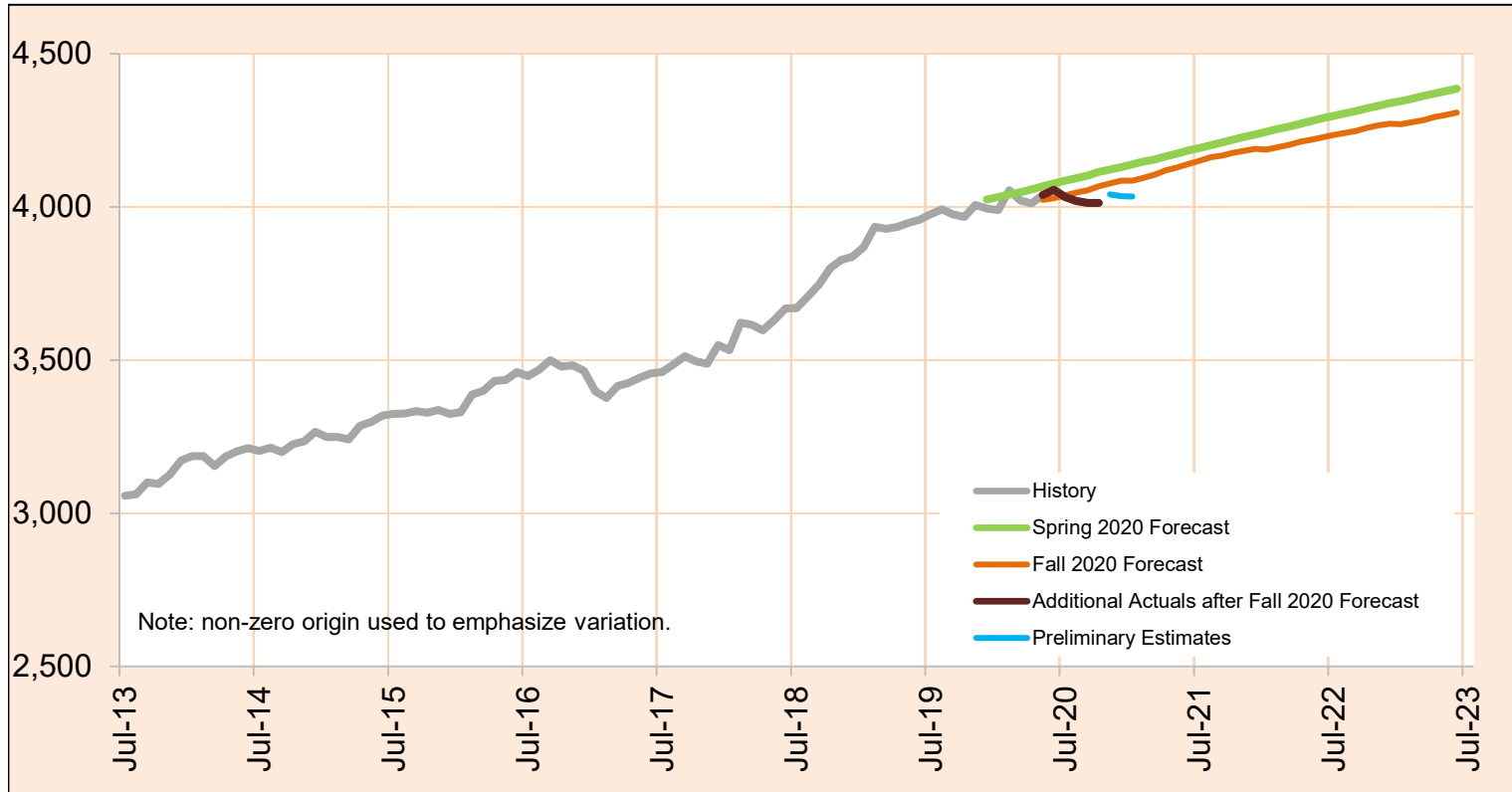
Month	Actual	Fall 2020 Forecast	Over/Under Forecast (Fall 2020)		Spring 2020 Forecast	Over/Under Forecast (Spring 2020)	
<b>Jan-20</b>	1,604	-	-	-	1,596	8	0.5%
<b>Feb-20</b>	1,618	-	-	-	1,600	18	1.1%
<b>Mar-20</b>	1,623	-	-	-	1,604	19	1.2%
<b>Apr-20</b>	1,619	-	-	-	1,612	7	0.4%
<b>May-20</b>	1,641	1,637	4	0.2%	1,616	25	1.5%
<b>Jun-20</b>	1,646	1,642	4	0.2%	1,625	21	1.3%
<b>Jul-20</b>	1,651	1,647	4	0.2%	1,631	20	1.2%
<b>Aug-20</b>	1,665	1,652	13	0.8%	1,639	26	1.6%
<b>Sep-20</b>	1,656	1,666	-10	-0.6%	1,652	4	0.2%
<b>Oct-20</b>	1,654	1,680	-26	-1.5%	1,661	-7	-0.4%
<b>Nov-20</b>	1,646	1,694	-48	-2.8%	1,672	-26	-1.6%
<b>Dec-20</b>	1,628	1,708	-80	-4.7%	1,669	-41	-2.5%
<b>Jan-21</b>	1,585	1,721	-136	-7.9%	1,671	-86	-5.1%

*Preliminary estimates are shown in italics.*

FEBRUARY 2021

### CBC: Residential Care Total

Residential Care Facilities (RCF) are licensed 24-hour care settings serving six or more residents. Facilities range in size from six beds to over 100. Different types of residential care include 24-hour residential care for adults as well as specialty Alzheimer care facilities. These services include: Regular and Contract facilities



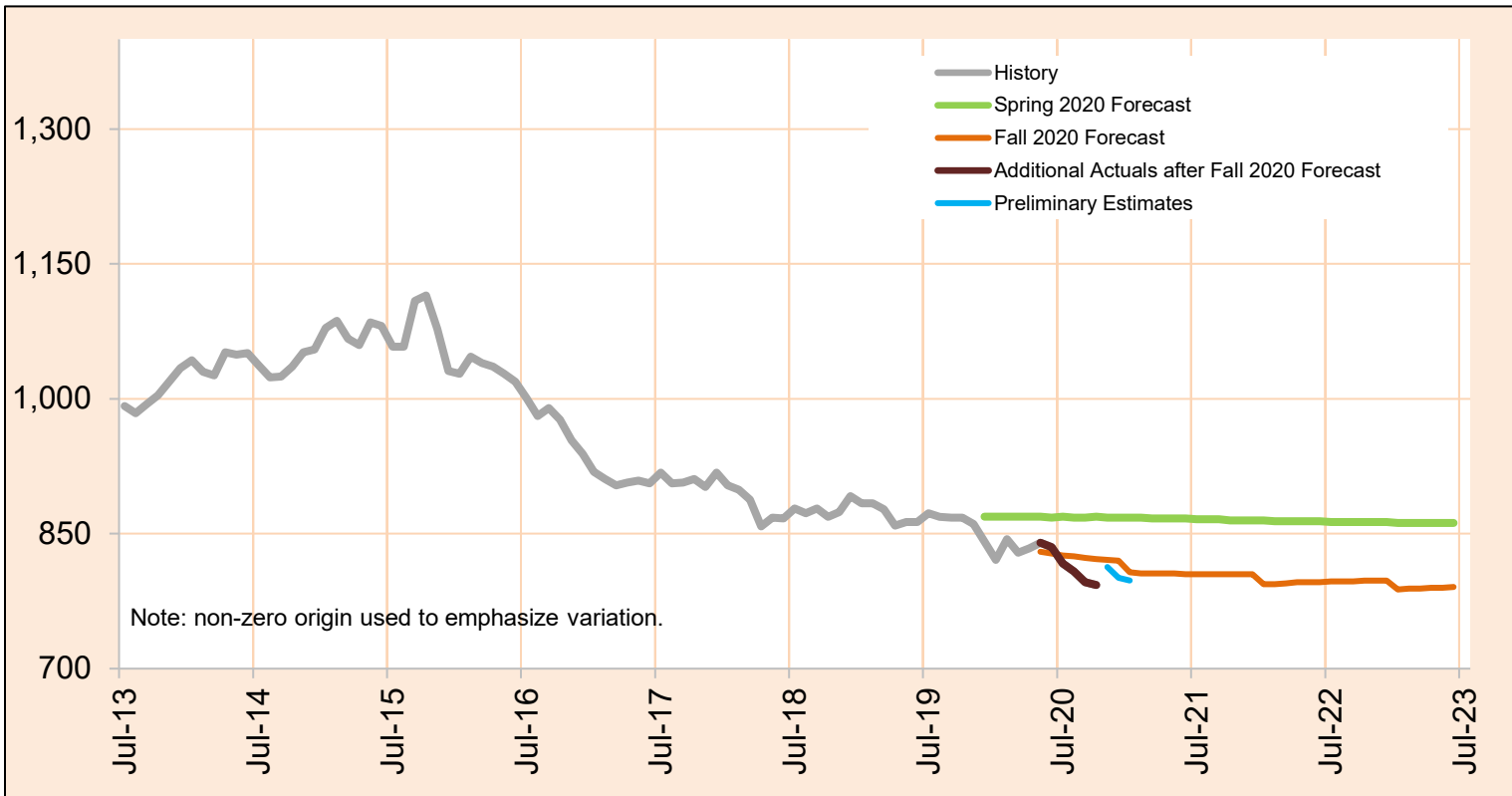
Month	Actual	Fall 2020 Forecast	Over/Under Forecast (Fall 2020)		Spring 2020 Forecast	Over/Under Forecast (Spring 2020)	
<b>Jan-20</b>	3,990	-	-	-	4,032	-42	-1.0%
<b>Feb-20</b>	4,054	-	-	-	4,040	14	0.3%
<b>Mar-20</b>	4,021	-	-	-	4,048	-27	-0.7%
<b>Apr-20</b>	4,011	-	-	-	4,057	-46	-1.1%
<b>May-20</b>	4,039	4,023	16	0.4%	4,067	-28	-0.7%
<b>Jun-20</b>	4,056	4,029	27	0.7%	4,076	-20	-0.5%
<b>Jul-20</b>	4,032	4,038	-6	-0.1%	4,085	-53	-1.3%
<b>Aug-20</b>	4,019	4,047	-28	-0.7%	4,094	-75	-1.8%
<b>Sep-20</b>	4,013	4,055	-42	-1.0%	4,103	-90	-2.2%
<b>Oct-20</b>	4,013	4,068	-55	-1.4%	4,114	-101	-2.5%
<b>Nov-20</b>	4,041	4,077	-36	-0.9%	4,122	-81	-2.0%
<b>Dec-20</b>	4,035	4,086	-51	-1.2%	4,130	-95	-2.3%
<b>Jan-21</b>	4,034	4,085	-51	-1.2%	4,139	-105	-2.5%

*Preliminary estimates are shown in italics.*

FEBRUARY 2021

**CBC: Residential Care - Regular**

Residential Care Facilities (RCF) are licensed 24-hour care settings serving six or more residents. Facilities range in size from six beds to over 100. Regular RCF provides 24-hour residential care for adult residents.



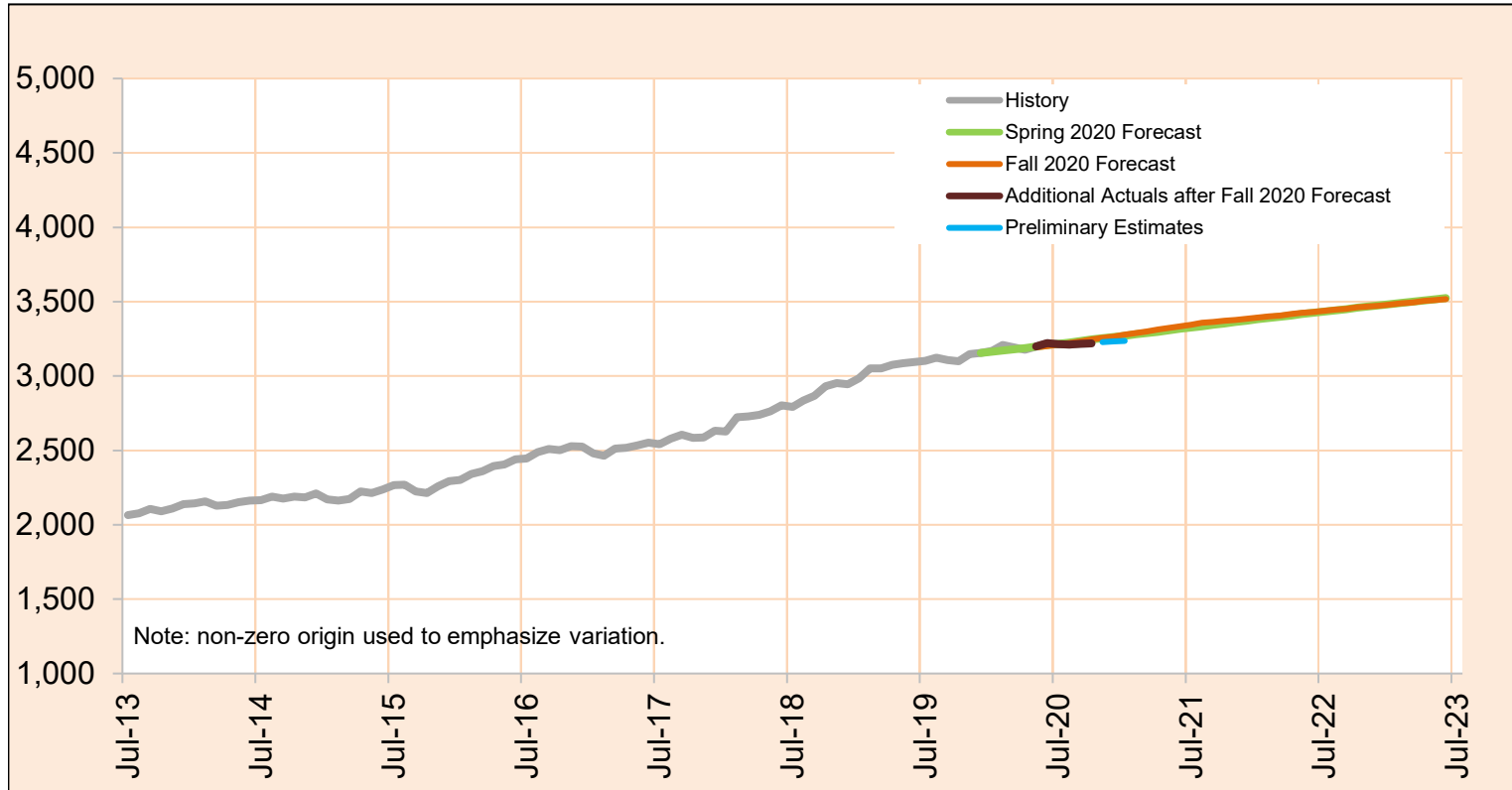
Month	Actual	Fall 2020 Forecast	Over/Under Forecast (Fall 2020)		Spring 2020 Forecast	Over/Under Forecast (Spring 2020)	
<b>Jan-20</b>	821	-	-	-	869	-48	-5.5%
<b>Feb-20</b>	844	-	-	-	869	-25	-2.9%
<b>Mar-20</b>	829	-	-	-	869	-40	-4.6%
<b>Apr-20</b>	834	-	-	-	869	-35	-4.0%
<b>May-20</b>	840	830	10	1.2%	869	-29	-3.3%
<b>Jun-20</b>	835	828	7	0.8%	868	-33	-3.8%
<b>Jul-20</b>	817	826	-9	-1.1%	869	-52	-6.0%
<b>Aug-20</b>	808	825	-17	-2.1%	868	-60	-6.9%
<b>Sep-20</b>	796	823	-27	-3.3%	868	-72	-8.3%
<b>Oct-20</b>	793	822	-29	-3.5%	869	-76	-8.7%
<b>Nov-20</b>	813	821	-8	-1.0%	868	-55	-6.3%
<b>Dec-20</b>	801	820	-19	-2.3%	868	-67	-7.7%
<b>Jan-21</b>	798	807	-9	-1.1%	868	-70	-8.1%

*Preliminary estimates are shown in italics.*

FEBRUARY 2021

### CBC: Residential Care - Contract & Memory Care

Contract Residential Care Facilities (RCF) are licensed 24-hour care settings serving six or more residents. Facilities range in size from six beds to over 100. Contract RCF provides 24-hour residential care for adults with Alzheimer and special need residents.



Month	Actual	Fall 2020 Forecast	Over/Under Forecast (Fall 2020)		Spring 2020 Forecast	Over/Under Forecast (Spring 2020)	
<b>Jan-20</b>	3,169	-	-	-	3,163	6	0.2%
<b>Feb-20</b>	3,210	-	-	-	3,171	39	1.2%
<b>Mar-20</b>	3,192	-	-	-	3,179	13	0.4%
<b>Apr-20</b>	3,177	-	-	-	3,188	-11	-0.3%
<b>May-20</b>	3,199	3,193	6	0.2%	3,198	1	0.0%
<b>Jun-20</b>	3,221	3,201	20	0.6%	3,208	13	0.4%
<b>Jul-20</b>	3,215	3,212	3	0.1%	3,216	-1	0.0%
<b>Aug-20</b>	3,211	3,222	-11	-0.3%	3,226	-15	-0.5%
<b>Sep-20</b>	3,217	3,232	-15	-0.5%	3,235	-18	-0.6%
<b>Oct-20</b>	3,220	3,246	-26	-0.8%	3,245	-25	-0.8%
<b>Nov-20</b>	3,228	3,256	-28	-0.9%	3,254	-26	-0.8%
<b>Dec-20</b>	3,234	3,266	-32	-1.0%	3,262	-28	-0.9%
<b>Jan-21</b>	3,236	3,278	-42	-1.3%	3,271	-35	-1.1%

*Preliminary estimates are shown in italics.*