

DECEMBER 2020

**Note: The changes in public policy, behavior, and economics due to the COVID-19 crisis have created greater uncertainty than is usually experienced in a forecast cycle. Details concerning the assumptions underlying all forecasted caseload areas are contained in the Fall 2020 ODHS-OHA Caseload Forecast report, which was released at the end of October.**

Data for July 2020 are the most recent 'final actuals' as of the December 2020 monthly update. The Total Child Welfare caseload for July 2020 is 0.2 percent lower than the Fall 2020 forecast.

**Adoption Assistance**

Month	Actual	Fall 2020 Forecast	Over/Under Forecast	%
Mar-20	10,701	-	-	-
Apr-20	10,693	10,693	-	0.0%
May-20	10,689	10,709	-20	-0.2%
Jun-20	10,691	10,714	-23	-0.2%
Jul-20	10,677	10,720	-43	-0.4%
Aug-20	10,665	10,725	-60	-0.6%

**Guardianship Assistance**

Month	Actual	Fall 2020 Forecast	Over/Under Forecast	%
Mar-20	2,269	-	-	-
Apr-20	2,269	2,266	3	0.1%
May-20	2,265	2,263	2	0.1%
Jun-20	2,281	2,267	14	0.6%
Jul-20	2,296	2,271	25	1.1%
Aug-20	2,295	2,276	19	0.8%

**Out of Home Care**

Month	Actual	Fall 2020 Forecast	Over/Under Forecast	%
Mar-20	6,355	-	-	-
Apr-20	6,222	6,206	16	0.3%
May-20	6,237	6,189	48	0.8%
Jun-20	6,195	6,163	32	0.5%
Jul-20	6,124	6,129	-5	-0.1%
Aug-20	5,934	6,122	-188	-3.1%

**Child-In-Home**

Month	Actual	Fall 2020 Forecast	Over/Under Forecast	%
Mar-20	1,490	-	-	-
Apr-20	1,405	1,390	15	1.1%
May-20	1,389	1,494	-105	-7.0%
Jun-20	1,412	1,503	-91	-6.1%
Jul-20	1,500	1,514	-14	-0.9%
Aug-20	1,587	1,517	70	4.6%

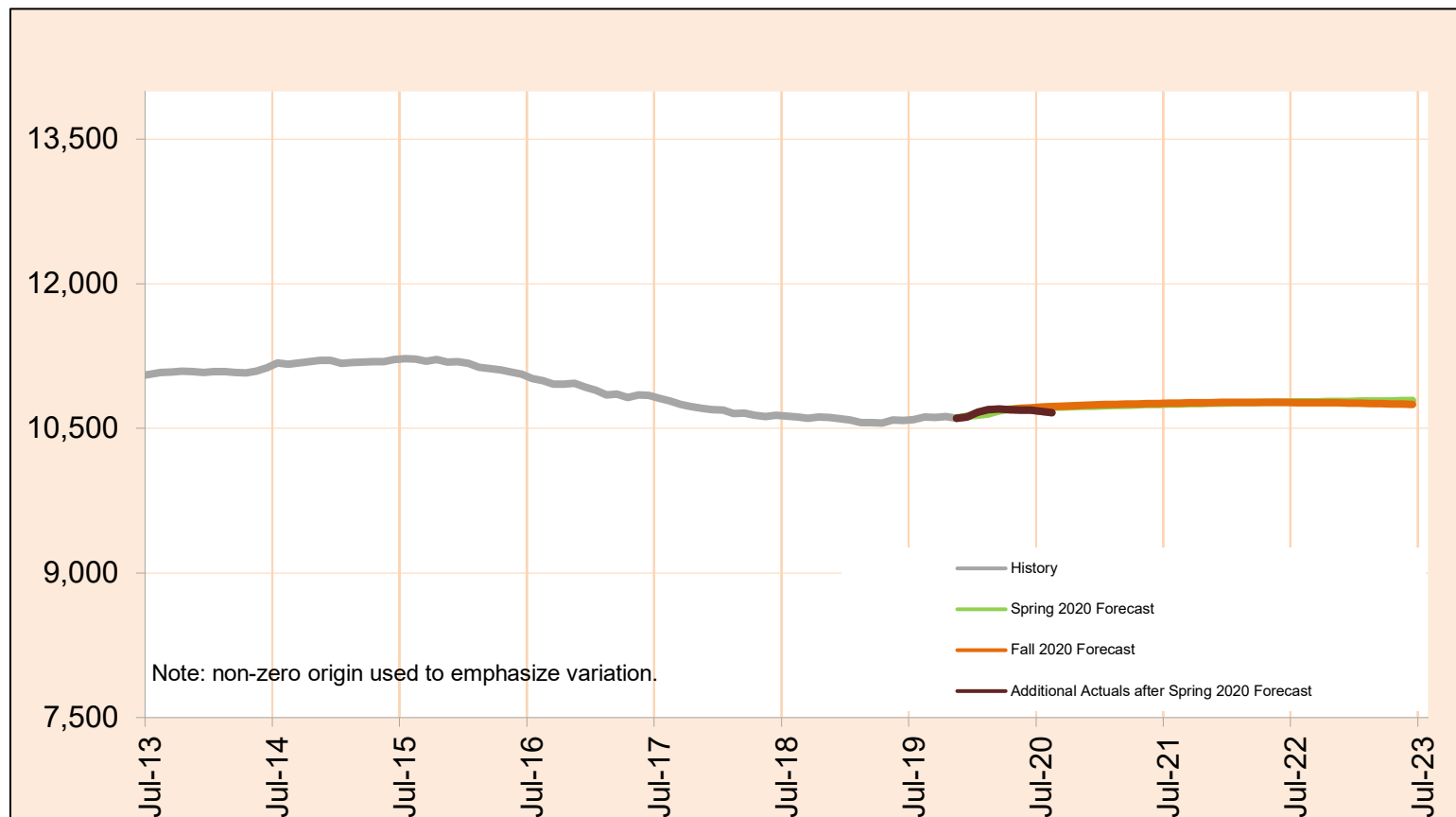
**Total Child Welfare**

Month	Actual	Fall 2020 Forecast	Over/Under Forecast	%
Mar-20	20,815	-	-	-
Apr-20	20,589	20,555	34	0.2%
May-20	20,580	20,655	-75	-0.4%
Jun-20	20,579	20,647	-68	-0.3%
Jul-20	20,597	20,634	-37	-0.2%
Aug-20	20,481	20,640	-159	-0.8%

*The last month of "actuals" is a preliminary estimate and subject to change.*

DECEMBER 2020

Adoption Assistance provides support to help remove financial barriers to achieving and sustaining adoptions for special needs children. This can include payments and/or non-cash assistance such as medical benefits.

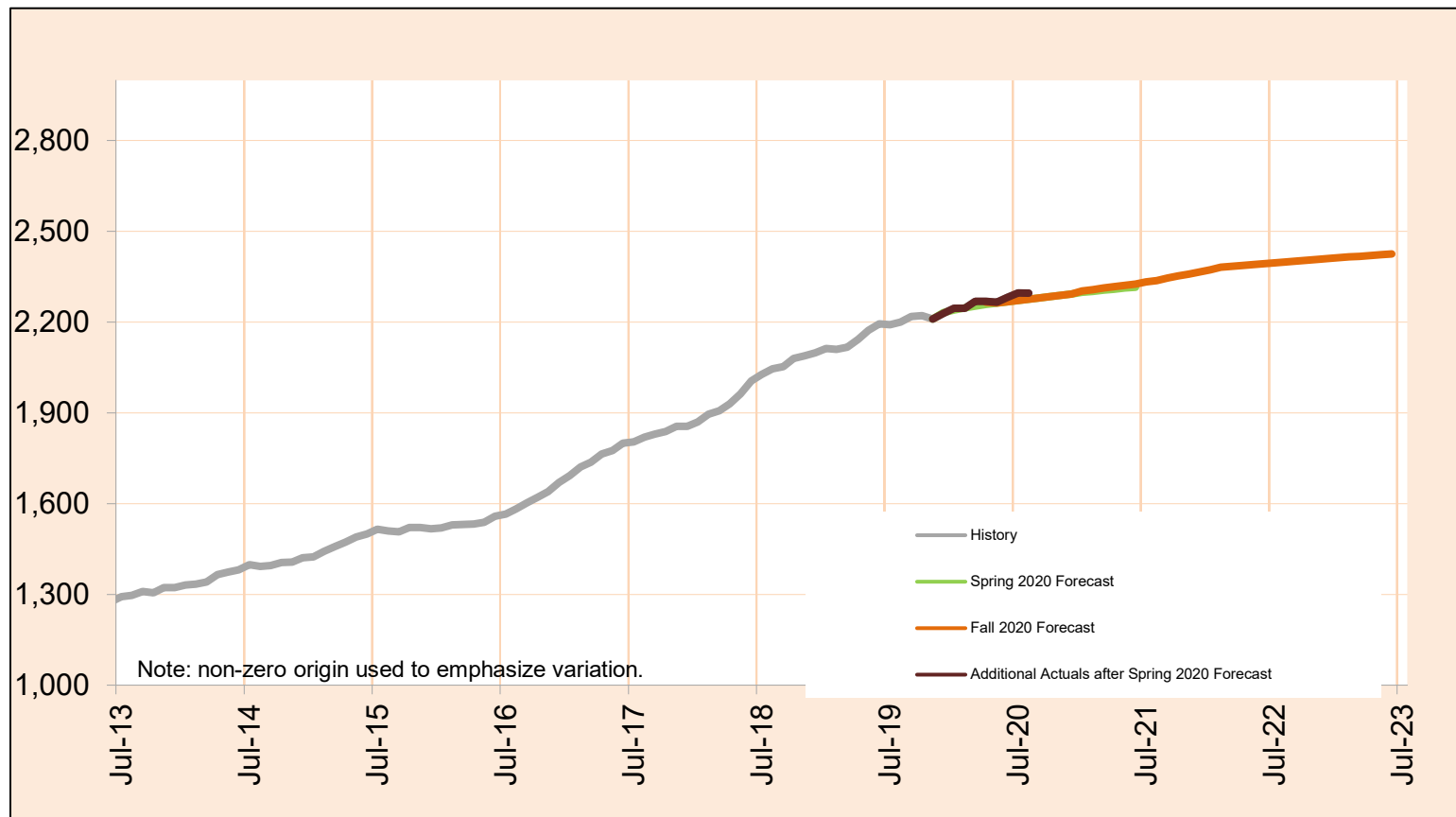


Month	Actual	Fall 2020 Forecast	Over/Under Forecast (Fall 2020)		Spring 2020 Forecast	Over/Under Forecast (Spring 2020)	
<b>Jan-20</b>	10,667	-	-	-	-	-	-
<b>Feb-20</b>	10,694	-	-	-	10,649	45	0.4%
<b>Mar-20</b>	10,701	-	-	-	10,680	21	0.2%
<b>Apr-20</b>	10,693	10,693	0	0.0%	10,700	-7	-0.1%
<b>May-20</b>	10,689	10,709	-20	-0.2%	10,706	-17	-0.2%
<b>Jun-20</b>	10,691	10,714	-23	-0.2%	10,710	-19	-0.2%
<b>Jul-20</b>	10,677	10,720	-43	-0.4%	10,715	-38	-0.4%
<b>Aug-20</b>	10,665	10,725	-60	-0.6%	10,719	-54	-0.5%
<b>Sep-20</b>	-	10,730	-	-	10,722	-	-
<b>Oct-20</b>	-	10,734	-	-	10,725	-	-
<b>Nov-20</b>	-	10,738	-	-	10,728	-	-
<b>Dec-20</b>	-	10,743	-	-	10,732	-	-
<b>Jan-21</b>	-	10,746	-	-	10,735	-	-

*Actuals for month shown in italics are preliminary and subject to change.*

DECEMBER 2020

Subsidized Guardianship provides an option for individuals who do not wish to adopt but would like to offer a permanent home for children who would otherwise be in foster care.

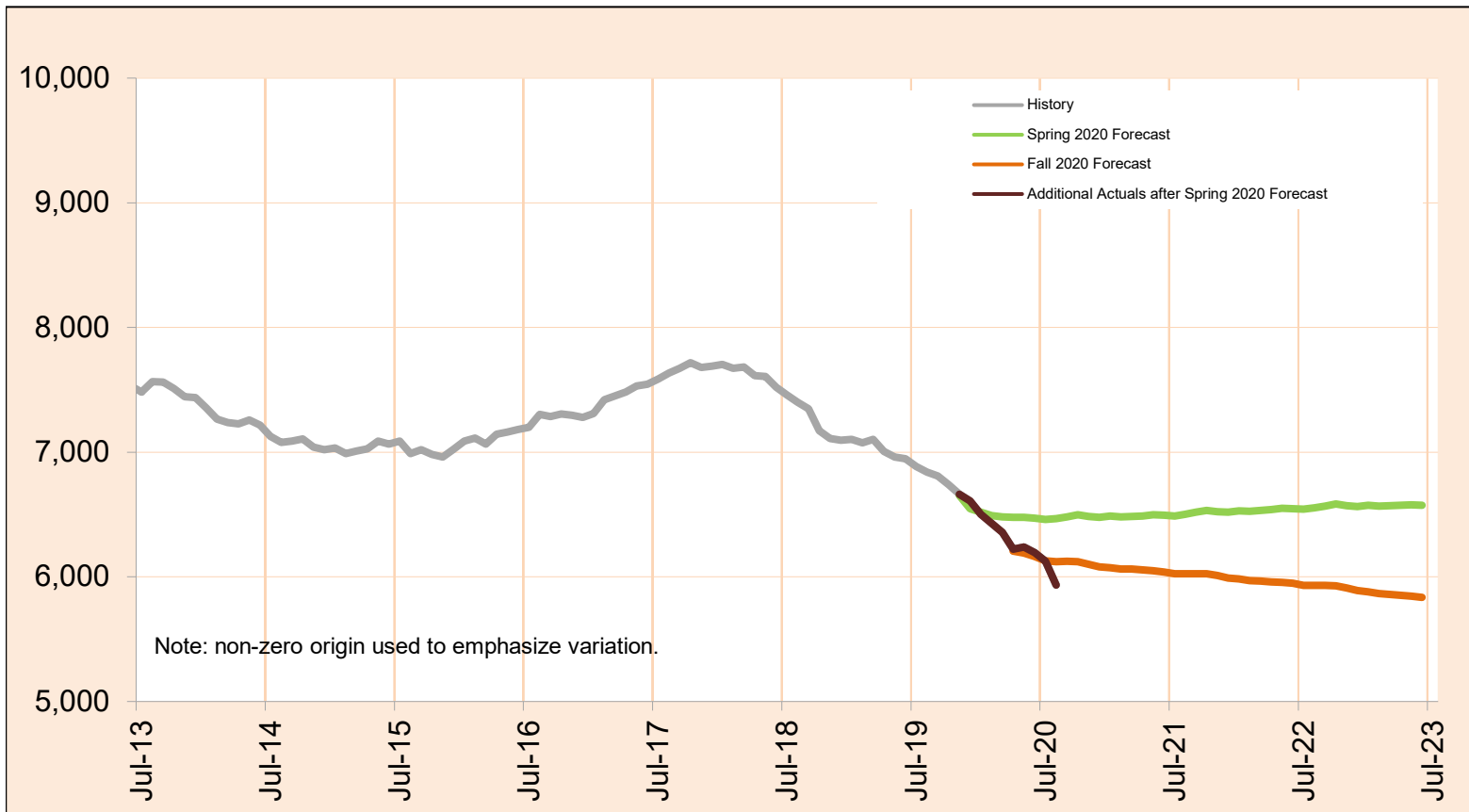


Month	Actual	Fall 2020 Forecast	Over/Under Forecast (Fall 2020)		Spring 2020 Forecast	Over/Under Forecast (Spring 2020)	
<b>Jan-20</b>	2,245	-	-	-	-	-	-
<b>Feb-20</b>	2,246	-	-	-	2,247	-1	0.0%
<b>Mar-20</b>	2,269	-	-	-	2,253	16	0.7%
<b>Apr-20</b>	2,269	2,266	3	0.1%	2,258	11	0.5%
<b>May-20</b>	2,265	2,263	2	0.1%	2,263	2	0.1%
<b>Jun-20</b>	2,281	2,267	14	0.6%	2,267	14	0.6%
<b>Jul-20</b>	2,296	2,271	25	1.1%	2,271	25	1.1%
<b>Aug-20</b>	2,295	2,276	19	0.8%	2,276	19	0.8%
<b>Sep-20</b>	-	2,280	-	-	2,280	-	-
<b>Oct-20</b>	-	2,284	-	-	2,284	-	-
<b>Nov-20</b>	-	2,289	-	-	2,289	-	-
<b>Dec-20</b>	-	2,293	-	-	2,293	-	-
<b>Jan-21</b>	-	2,303	-	-	2,298	-	-

Actuals for months shown in italics are preliminary and subject to change.

DECEMBER 2020

Foster Care provides temporary care for children who cannot be safely cared for by their birth parents. These counts also include shelter and residential care.

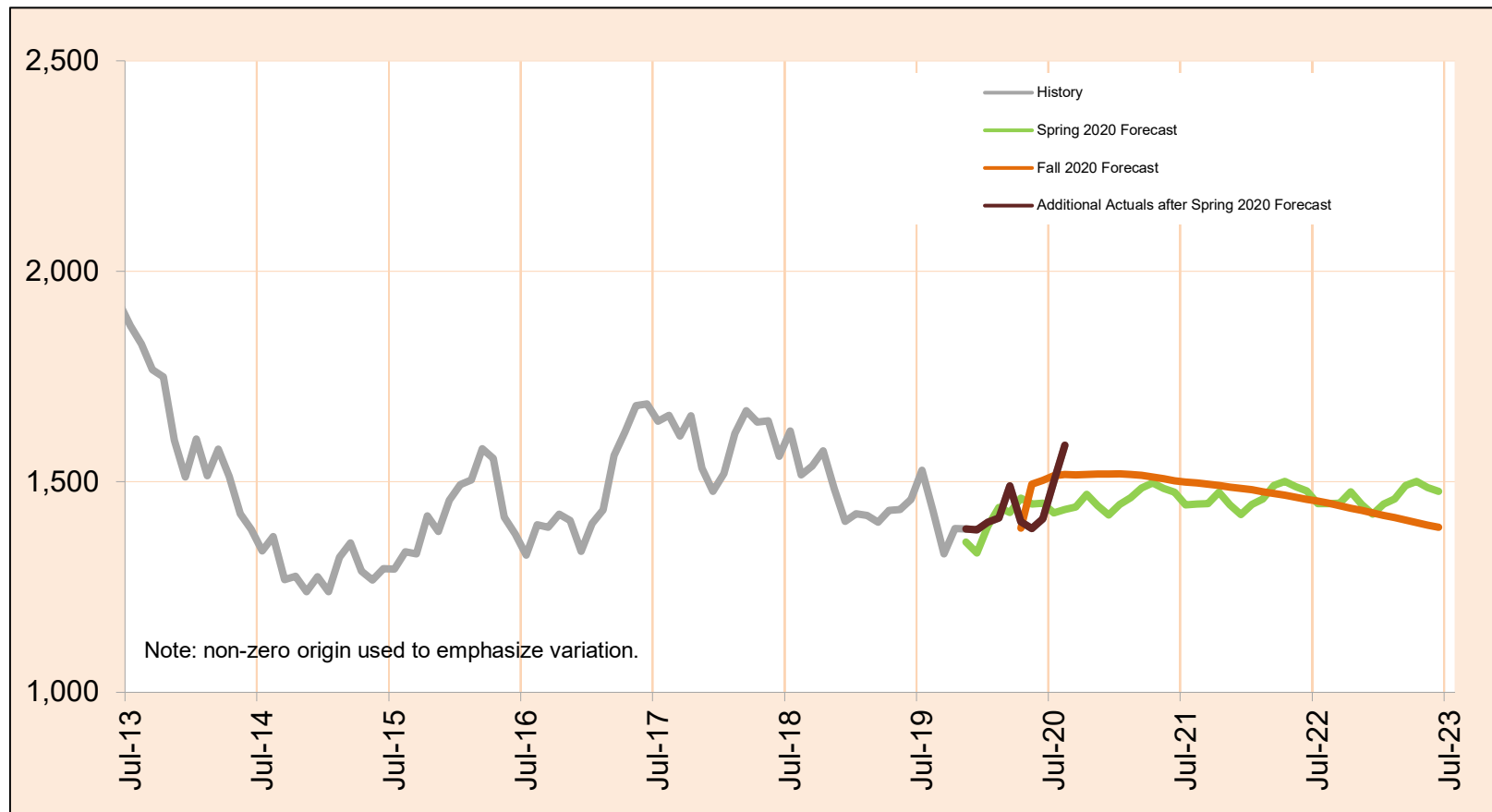


Month	Actual	Fall 2020 Forecast	Over/Under Forecast (Fall 2020)	Spring 2020 Forecast	Over/Under Forecast (Spring 2020)
<b>Jan-20</b>	<i>6,502</i>	-	-	-	-
<b>Feb-20</b>	<i>6,427</i>	-	-	6,490	-63 -1.0%
<b>Mar-20</b>	<i>6,355</i>	-	-	6,479	-124 -1.9%
<b>Apr-20</b>	<i>6,222</i>	6,206	16 0.3%	6,476	-254 -3.9%
<b>May-20</b>	<i>6,237</i>	6,189	48 0.8%	6,478	-241 -3.7%
<b>Jun-20</b>	<i>6,195</i>	6,163	32 0.5%	6,470	-275 -4.3%
<b>Jul-20</b>	<i>6,124</i>	6,129	-5 -0.1%	6,460	-336 -5.2%
<b>Aug-20</b>	<i>5,934</i>	6,122	-188 -3.1%	6,467	-533 -8.2%
<b>Sep-20</b>	-	6,124	-	6,481	-
<b>Oct-20</b>	-	6,121	-	6,497	-
<b>Nov-20</b>	-	6,100	-	6,483	-
<b>Dec-20</b>	-	6,080	-	6,478	-
<b>Jan-21</b>	-	6,074	-	6,487	-

*Actuals for months shown in italics are preliminary and subject to change.*

DECEMBER 2020

Child In-Home includes children who are on an open case but are in the physical custody of their parents.

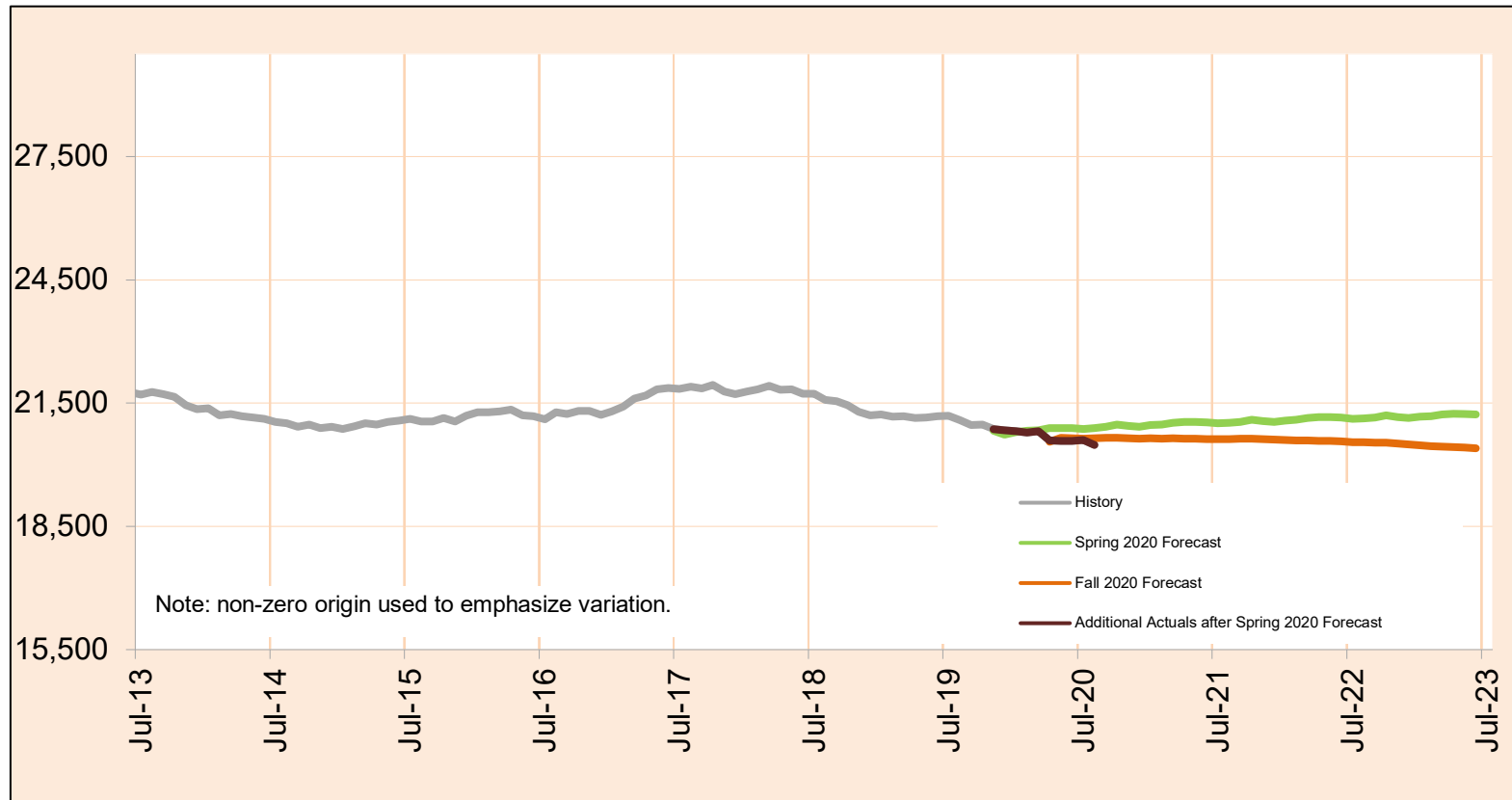


Month	Actual	Fall 2020 Forecast	Over/Under Forecast (Fall 2020)	Spring 2020 Forecast	Over/Under Forecast (Spring 2020)
Jan-20	<i>1,404</i>	-	-	-	-
Feb-20	<i>1,414</i>	-	-	1,439	-25 -1.7%
Mar-20	<i>1,490</i>	-	-	1,427	63 4.4%
Apr-20	<i>1,405</i>	1,390	15 1.1%	1,461	-56 -3.8%
May-20	<i>1,389</i>	1,494	-105 -7.0%	1,447	-58 -4.0%
Jun-20	<i>1,412</i>	1,503	-91 -6.1%	1,449	-37 -2.6%
Jul-20	<i>1,500</i>	1,514	-14 -0.9%	1,426	74 5.2%
Aug-20	<i>1,587</i>	1,517	70 4.6%	1,434	153 10.7%
Sep-20	-	1,516	-	1,440	-
Oct-20	-	1,517	-	1,470	-
Nov-20	-	1,518	-	1,443	-
Dec-20	-	1,518	-	1,421	-
Jan-21	-	1,519	-	1,446	-

Actuals for months shown in italics are preliminary and subject to change.

DECEMBER 2020

The Child Welfare system provides services to protect abused and neglected children. These services include: Adoption Assistance, Subsidized Guardianship, Child In-Home and Foster Care. All counts shown in this monthly report are *number served*.



Month	Actual	Fall 2020 Forecast	Over/Under Forecast (Fall 2020)		Spring 2020 Forecast	Over/Under Forecast (Spring 2020)	
<b>Jan-20</b>	20,818	-	-	-	-	-	-
<b>Feb-20</b>	20,781	-	-	-	20,825	-44	-0.2%
<b>Mar-20</b>	20,815	-	-	-	20,839	-24	-0.1%
<b>Apr-20</b>	20,589	20,555	34	0.2%	20,895	-306	-1.5%
<b>May-20</b>	20,580	20,655	-75	-0.4%	20,894	-314	-1.5%
<b>Jun-20</b>	20,579	20,647	-68	-0.3%	20,896	-317	-1.5%
<b>Jul-20</b>	20,597	20,634	-37	-0.2%	20,872	-275	-1.3%
<b>Aug-20</b>	<i>20,481</i>	20,640	-159	-0.8%	20,896	-415	-2.0%
<b>Sep-20</b>	-	20,650	-	-	20,923	-	-
<b>Oct-20</b>	-	20,656	-	-	20,976	-	-
<b>Nov-20</b>	-	20,645	-	-	20,943	-	-
<b>Dec-20</b>	-	20,634	-	-	20,924	-	-
<b>Jan-21</b>	-	20,642	-	-	20,966	-	-

Actuals for months shown in italics are preliminary and subject to change.