

FEBRUARY 2021

Note: The changes in public policy, behavior, and economics due to the COVID-19 crisis have created greater uncertainty than is usually experienced in a forecast cycle. Details concerning the assumptions underlying all forecasted caseload areas are contained in the Fall 2020 ODHS-OHA Caseload Forecast report, which was released at the end of October.

Data for September 2020 are the most recent 'final actuals' as of the February 2021 monthly update. The Total Child Welfare caseload for September 2020 is 1.6 percent lower than the Fall 2020 forecast.

Adoption Assistance

Month	Actual	Fall 2020 Forecast	Over/Under Forecast	%
May-20	10,689	10,709	-20	-0.2%
Jun-20	10,691	10,714	-23	-0.2%
Jul-20	10,677	10,720	-43	-0.4%
Aug-20	10,665	10,725	-60	-0.6%
Sep-20	10,626	10,730	-104	-1.0%
Oct-20	10,611	10,734	-123	-1.1%

Guardianship Assistance

Month	Actual	Fall 2020 Forecast	Over/Under Forecast	%
May-20	2,265	2,263	2	0.1%
Jun-20	2,281	2,267	14	0.6%
Jul-20	2,298	2,271	27	1.2%
Aug-20	2,297	2,276	21	0.9%
Sep-20	2,302	2,280	22	1.0%
Oct-20	2,301	2,284	17	0.7%

Out of Home Care

Month	Actual	Fall 2020 Forecast	Over/Under Forecast	%
May-20	6,237	6,189	48	0.8%
Jun-20	6,195	6,163	32	0.5%
Jul-20	6,156	6,129	27	0.4%
Aug-20	6,097	6,122	-25	-0.4%
Sep-20	6,033	6,124	-91	-1.5%
Oct-20	5,951	6,121	-170	-2.8%

Child In-Home

Month	Actual	Fall 2020 Forecast	Over/Under Forecast	%
May-20	1,389	1,494	-105	-7.0%
Jun-20	1,412	1,503	-91	-6.1%
Jul-20	1,404	1,514	-110	-7.3%
Aug-20	1,408	1,517	-109	-7.2%
Sep-20	1,351	1,516	-165	-10.9%
Oct-20	1,420	1,517	-97	-6.4%

Total Child Welfare

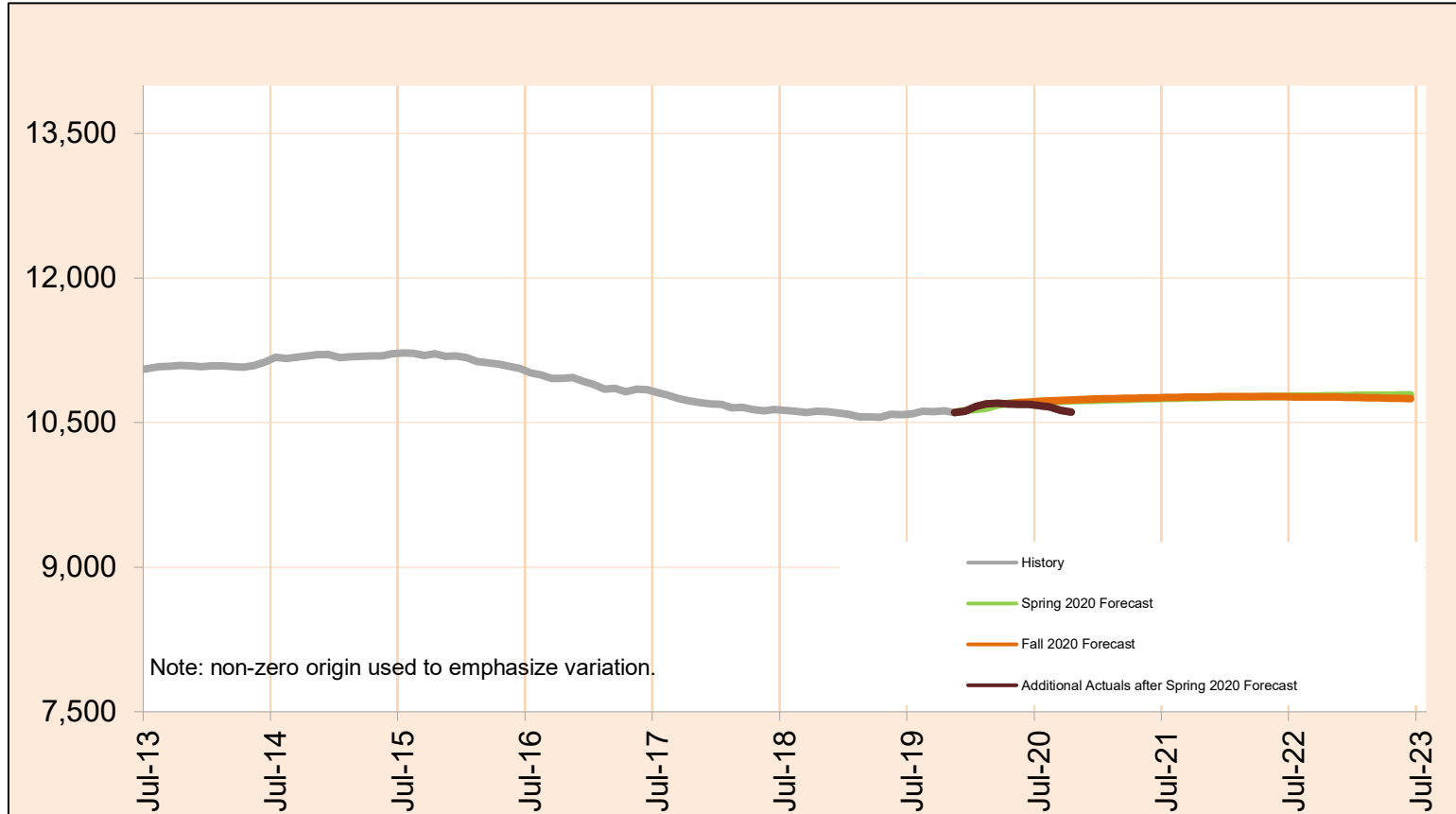
Month	Actual	Fall 2020 Forecast	Over/Under Forecast	%
May-20	20,580	20,655	-75	-0.4%
Jun-20	20,579	20,647	-68	-0.3%
Jul-20	20,535	20,634	-99	-0.5%
Aug-20	20,467	20,640	-173	-0.8%
Sep-20	20,312	20,650	-338	-1.6%
Oct-20	20,283	20,656	-373	-1.8%

The last month of "actuals" is a preliminary estimate and subject to change.

FEBRUARY 2021

Adoption Assistance

Adoption Assistance provides support to help remove financial barriers to achieving and sustaining adoptions for special needs children. This can include payments and/or non-cash assistance such as medical benefits.

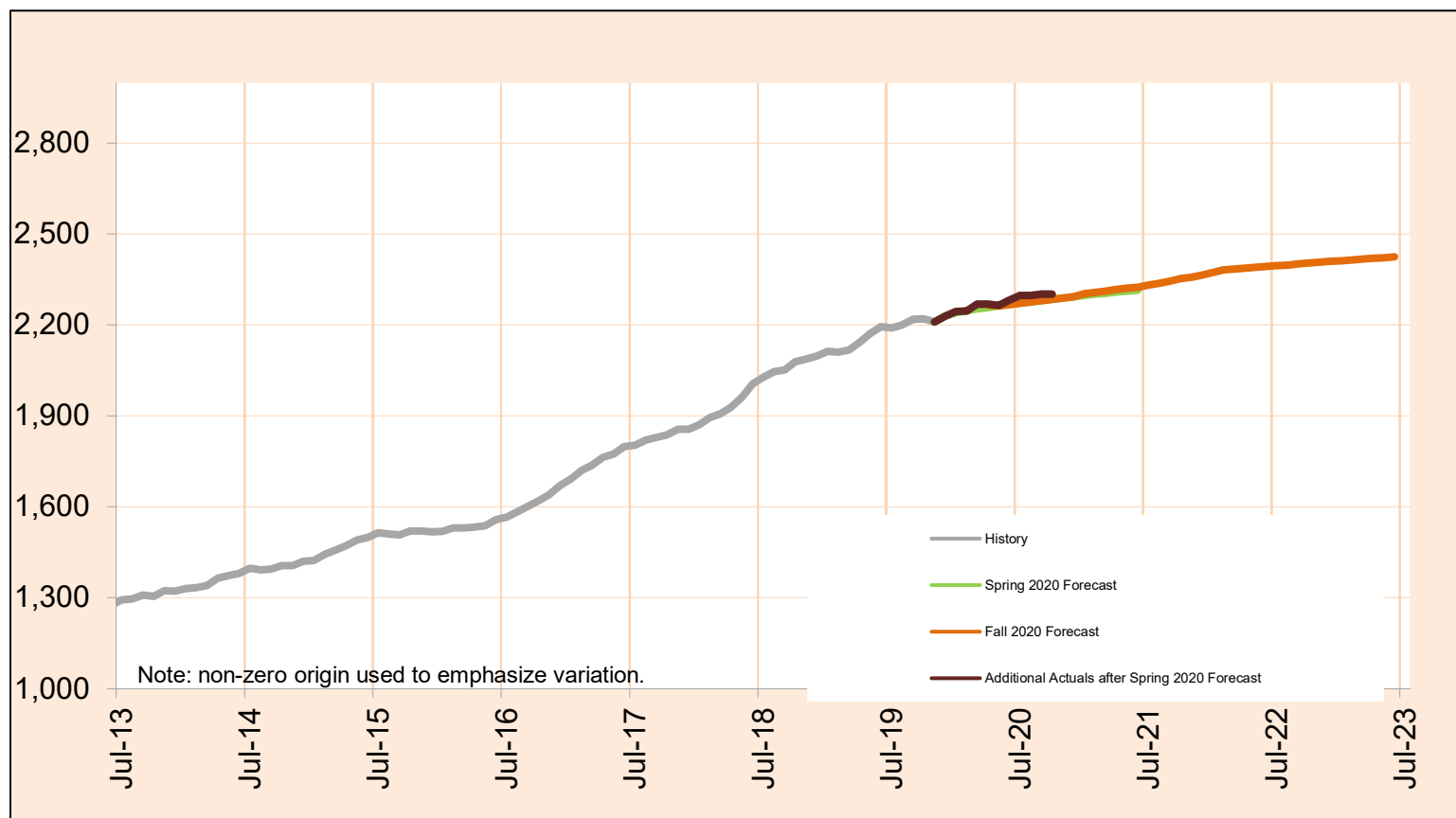


Month	Actual	Fall 2020 Forecast	Over/Under Forecast (Fall 2020)		Spring 2020 Forecast	Over/Under Forecast (Spring 2020)	
Mar-20	10,701	-	-	-	-	-	-
Apr-20	10,693	10,693	0	0.0%	10,700	-7	-0.1%
May-20	10,689	10,709	-20	-0.2%	10,706	-17	-0.2%
Jun-20	10,691	10,714	-23	-0.2%	10,710	-19	-0.2%
Jul-20	10,677	10,720	-43	-0.4%	10,715	-38	-0.4%
Aug-20	10,665	10,725	-60	-0.6%	10,719	-54	-0.5%
Sep-20	10,626	10,730	-104	-1.0%	10,722	-96	-0.9%
Oct-20	10,611	10,734	-123	-1.1%	10,725	-114	-1.1%
Nov-20	-	10,738	-	-	10,728	-	-
Dec-20	-	10,743	-	-	10,732	-	-
Jan-21	-	10,746	-	-	10,735	-	-
Feb-21	-	10,749	-	-	10,738	-	-
Mar-21	-	10,752	-	-	10,741	-	-

Actuals for month shown in italics are preliminary and subject to change.

Guardianship Assistance

Subsidized Guardianship provides an option for individuals who do not wish to adopt but would like to offer a permanent home for children who would otherwise be in foster care.



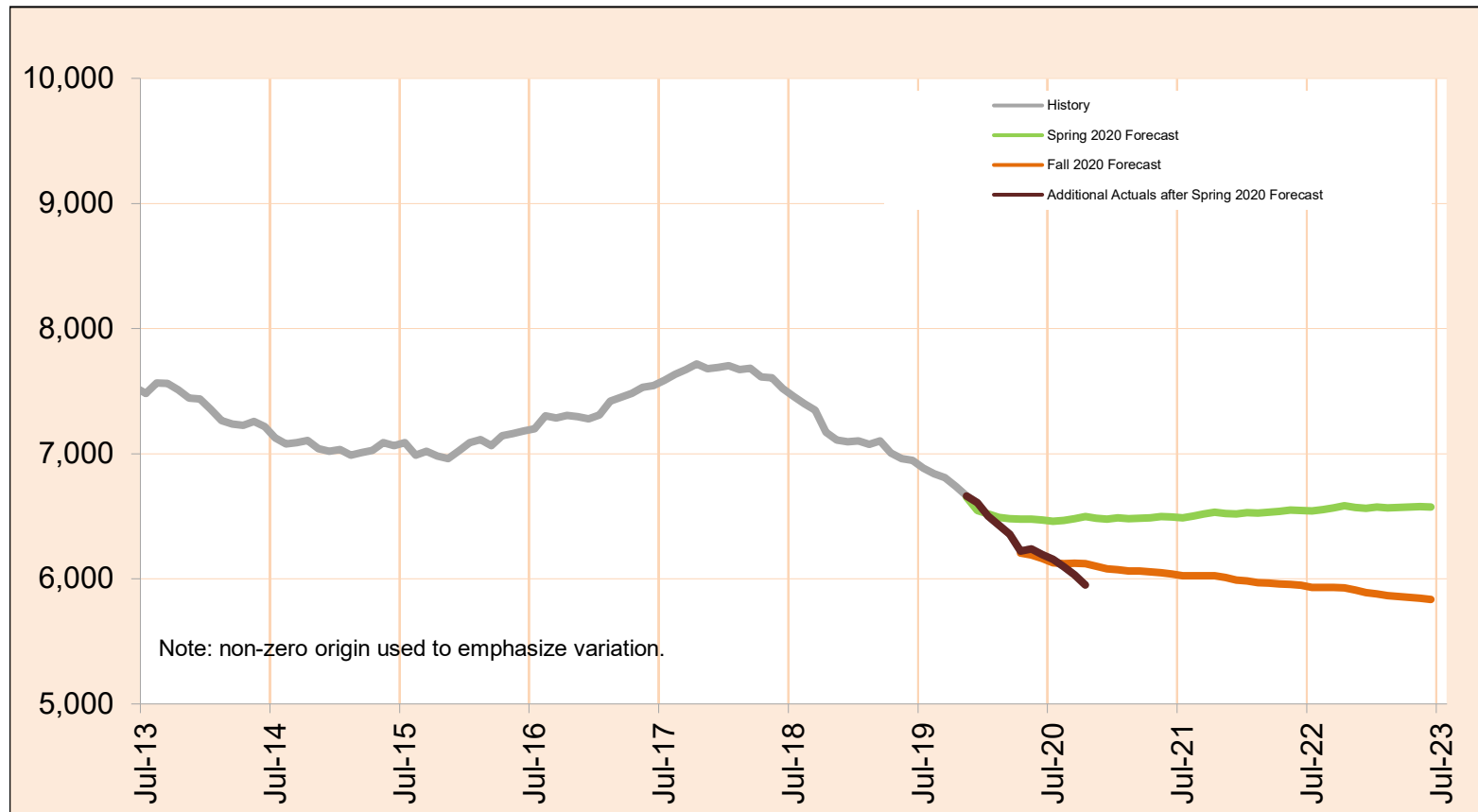
Month	Actual	Fall 2020 Forecast	Over/Under Forecast (Fall 2020)	Spring 2020 Forecast	Over/Under Forecast (Spring 2020)
Mar-20	2,269	-	-	-	-
Apr-20	2,269	2,266	3	2,258	11
May-20	2,265	2,263	2	2,263	2
Jun-20	2,281	2,267	14	2,267	14
Jul-20	2,298	2,271	27	2,271	27
Aug-20	2,297	2,276	21	2,276	21
Sep-20	2,302	2,280	22	2,280	22
Oct-20	2,301	2,284	17	2,284	17
Nov-20	-	2,289	-	2,289	-
Dec-20	-	2,293	-	2,293	-
Jan-21	-	2,303	-	2,298	-
Feb-21	-	2,307	-	2,301	-
Mar-21	-	2,312	-	2,305	-

Actuals for months shown in italics are preliminary and subject to change.

FEBRUARY 2021

Out of Home Care

Foster Care provides temporary care for children who cannot be safely cared for by their birth parents. These counts also include shelter and residential care.



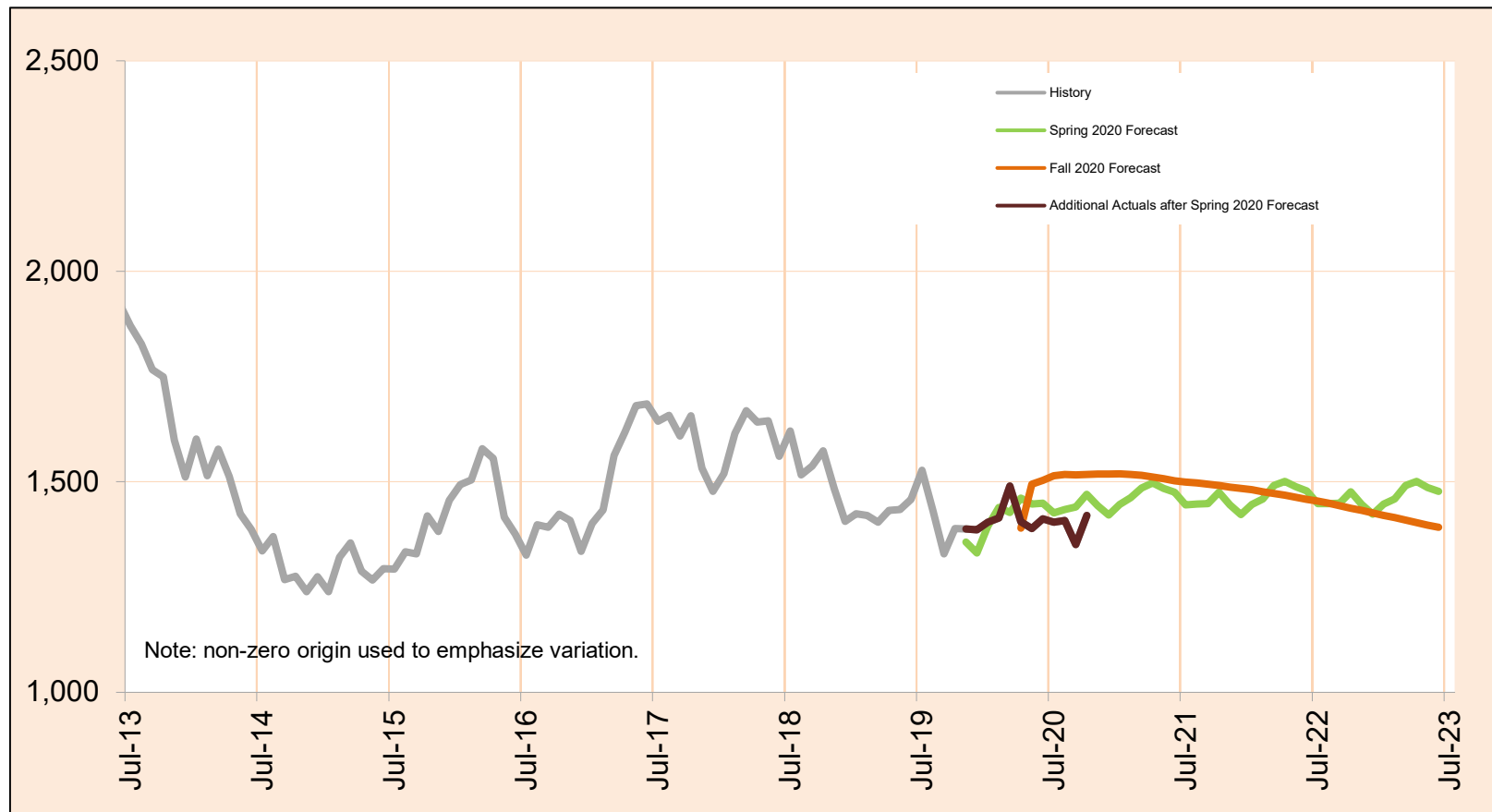
Month	Actual	Fall 2020 Forecast	Over/Under Forecast (Fall 2020)	Spring 2020 Forecast	Over/Under Forecast (Spring 2020)
Mar-20	<i>6,355</i>	-	-	-	-
Apr-20	<i>6,222</i>	6,206	16	6,476	-254
May-20	<i>6,237</i>	6,189	48	6,478	-241
Jun-20	<i>6,195</i>	6,163	32	6,470	-275
Jul-20	<i>6,156</i>	6,129	27	6,460	-304
Aug-20	<i>6,097</i>	6,122	-25	6,467	-370
Sep-20	<i>6,033</i>	6,124	-91	6,481	-448
Oct-20	<i>5,951</i>	6,121	-170	6,497	-546
Nov-20	-	6,100	-	6,483	-
Dec-20	-	6,080	-	6,478	-
Jan-21	-	6,074	-	6,487	-
Feb-21	-	6,063	-	6,481	-
Mar-21	-	6,061	-	6,484	-

Actuals for months shown in italics are preliminary and subject to change.

FEBRUARY 2021

Child In-Home

Child In-Home includes children who are on an open case but are in the physical custody of their parents.



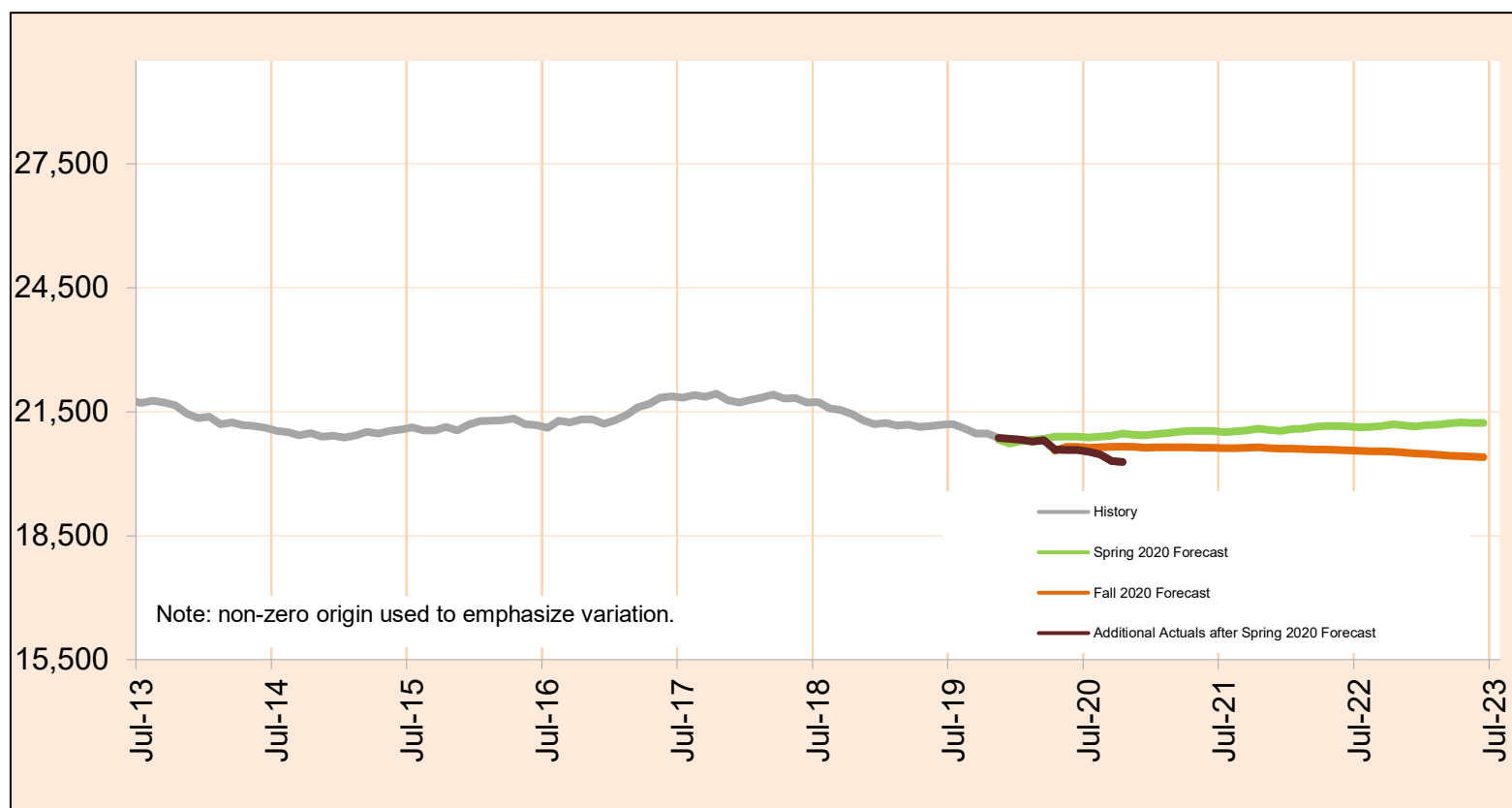
Month	Actual	Fall 2020 Forecast	Over/Under Forecast (Fall 2020)	Spring 2020 Forecast	Over/Under Forecast (Spring 2020)
Mar-20	<i>1,490</i>	-	-	-	-
Apr-20	<i>1,405</i>	1,390	15	1,461	-56
May-20	<i>1,389</i>	1,494	-105	1,447	-58
Jun-20	<i>1,412</i>	1,503	-91	1,449	-37
Jul-20	<i>1,404</i>	1,514	-110	1,426	-22
Aug-20	<i>1,408</i>	1,517	-109	1,434	-26
Sep-20	<i>1,351</i>	1,516	-165	1,440	-89
Oct-20	<i>1,420</i>	1,517	-97	1,470	-50
Nov-20	-	1,518	-	1,443	-
Dec-20	-	1,518	-	1,421	-
Jan-21	-	1,519	-	1,446	-
Feb-21	-	1,517	-	1,462	-
Mar-21	-	1,515	-	1,485	-

Actuals for months shown in italics are preliminary and subject to change.

FEBRUARY 2021

Total Child Welfare

The Child Welfare system provides services to protect abused and neglected children. These services include: Adoption Assistance, Subsidized Guardianship, Child In-Home and Foster Care. All counts shown in this monthly report are *number served*.



Month	Actual	Fall 2020 Forecast	Over/Under Forecast (Fall 2020)		Spring 2020 Forecast	Over/Under Forecast (Spring 2020)	
Mar-20	20,815	-	-	-	-	-	-
Apr-20	20,589	20,555	34	0.2%	20,895	-306	-1.5%
May-20	20,580	20,655	-75	-0.4%	20,894	-314	-1.5%
Jun-20	20,579	20,647	-68	-0.3%	20,896	-317	-1.5%
Jul-20	20,535	20,634	-99	-0.5%	20,872	-337	-1.6%
Aug-20	20,467	20,640	-173	-0.8%	20,896	-429	-2.1%
Sep-20	20,312	20,650	-338	-1.6%	20,923	-611	-2.9%
Oct-20	20,283	20,656	-373	-1.8%	20,976	-693	-3.3%
Nov-20	-	20,645	-	-	20,943	-	-
Dec-20	-	20,634	-	-	20,924	-	-
Jan-21	-	20,642	-	-	20,966	-	-
Feb-21	-	20,636	-	-	20,982	-	-
Mar-21	-	20,640	-	-	21,015	-	-

Actuals for months shown in italics are preliminary and subject to change.