

NOVEMBER 2020

Note: The changes in public policy, behavior, and economics due to the COVID-19 crisis have created greater uncertainty than is usually experienced in a forecast cycle. Details concerning the assumptions underlying all forecasted caseload areas are contained in the Fall 2020 ODHS-OHA Caseload Forecast report, which was released at the end of October.

Data for June 2020 are the most recent 'final actuals' as of the November 2020 monthly update. The Total Child Welfare caseload for June 2020 is 0.3 percent lower than the Fall 2020 forecast.

Adoption Assistance

Month	Actual	Fall 2020 Forecast	Over/Under Forecast	%
Feb-20	10,694	-	-	-
Mar-20	10,701	-	-	-
Apr-20	10,693	10,693	-	0.0%
May-20	10,689	10,709	-20	-0.2%
Jun-20	10,691	10,714	-23	-0.2%
Jul-20	10,677	10,720	-43	-0.4%

Guardianship Assistance

Month	Actual	Fall 2020 Forecast	Over/Under Forecast	%
Feb-20	2,246	-	-	-
Mar-20	2,269	-	-	-
Apr-20	2,269	2,266	3	0.1%
May-20	2,265	2,263	2	0.1%
Jun-20	2,281	2,267	14	0.6%
Jul-20	2,296	2,271	25	1.1%

Out of Home Care

Month	Actual	Fall 2020 Forecast	Over/Under Forecast	%
Feb-20	6,427	-	-	-
Mar-20	6,355	-	-	-
Apr-20	6,222	6,206	16	0.3%
May-20	6,237	6,189	48	0.8%
Jun-20	6,195	6,163	32	0.5%
Jul-20	6,131	6,129	2	0.0%

Child-In-Home

Month	Actual	Fall 2020 Forecast	Over/Under Forecast	%
Feb-20	1,414	-	-	-
Mar-20	1,490	-	-	-
Apr-20	1,405	1,390	15	1.1%
May-20	1,389	1,494	-105	-7.0%
Jun-20	1,412	1,503	-91	-6.1%
Jul-20	1,385	1,514	-129	-8.5%

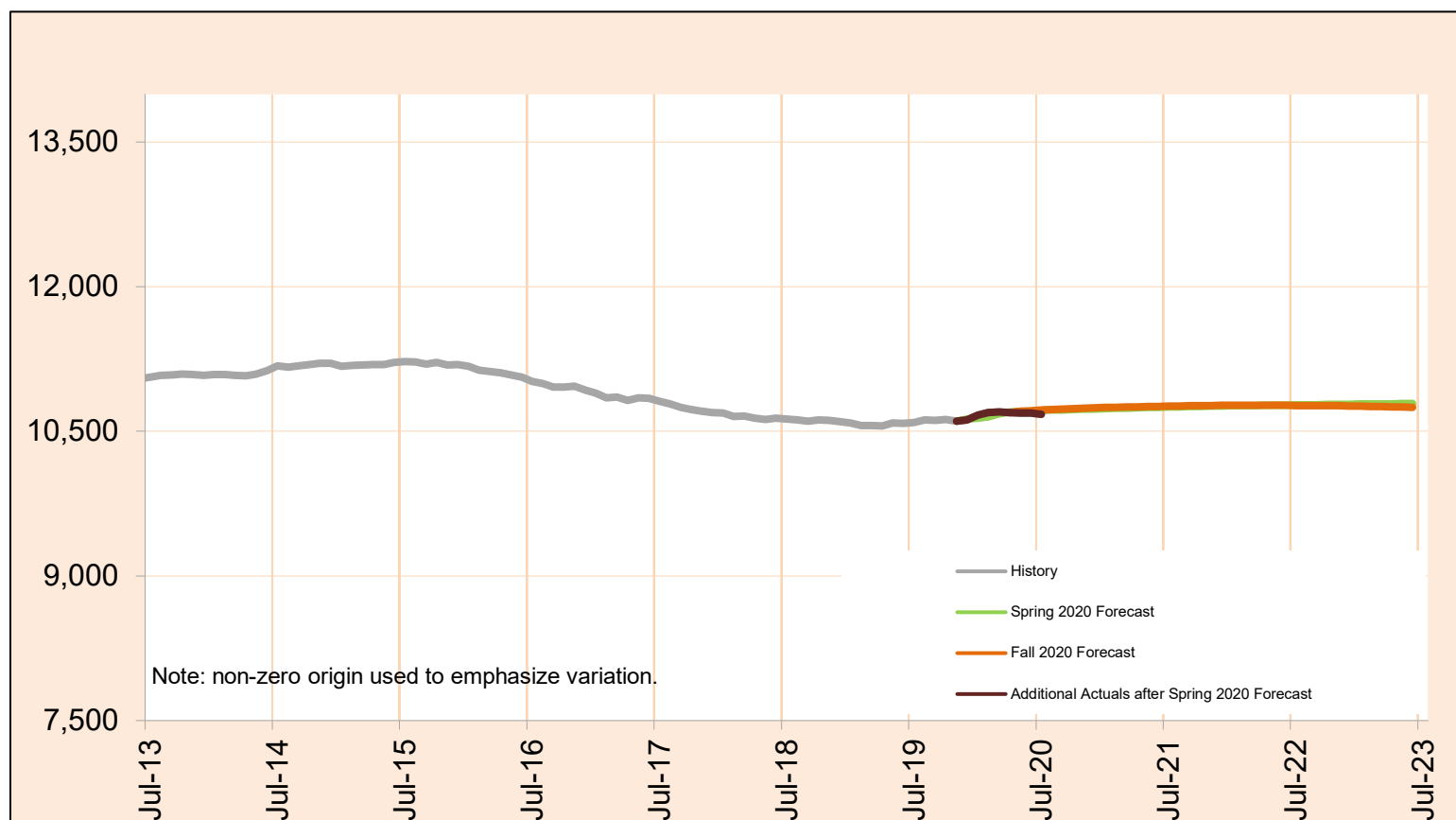
Total Child Welfare

Month	Actual	Fall 2020 Forecast	Over/Under Forecast	%
Feb-20	20,781	-	-	-
Mar-20	20,815	-	-	-
Apr-20	20,589	20,555	34	0.2%
May-20	20,580	20,655	-75	-0.4%
Jun-20	20,579	20,647	-68	-0.3%
Jul-20	20,489	20,634	-145	-0.7%

The last month of "actuals" is a preliminary estimate and subject to change.

NOVEMBER 2020

Adoption Assistance provides support to help remove financial barriers to achieving and sustaining adoptions for special needs children. This can include payments and/or non-cash assistance such as medical benefits.

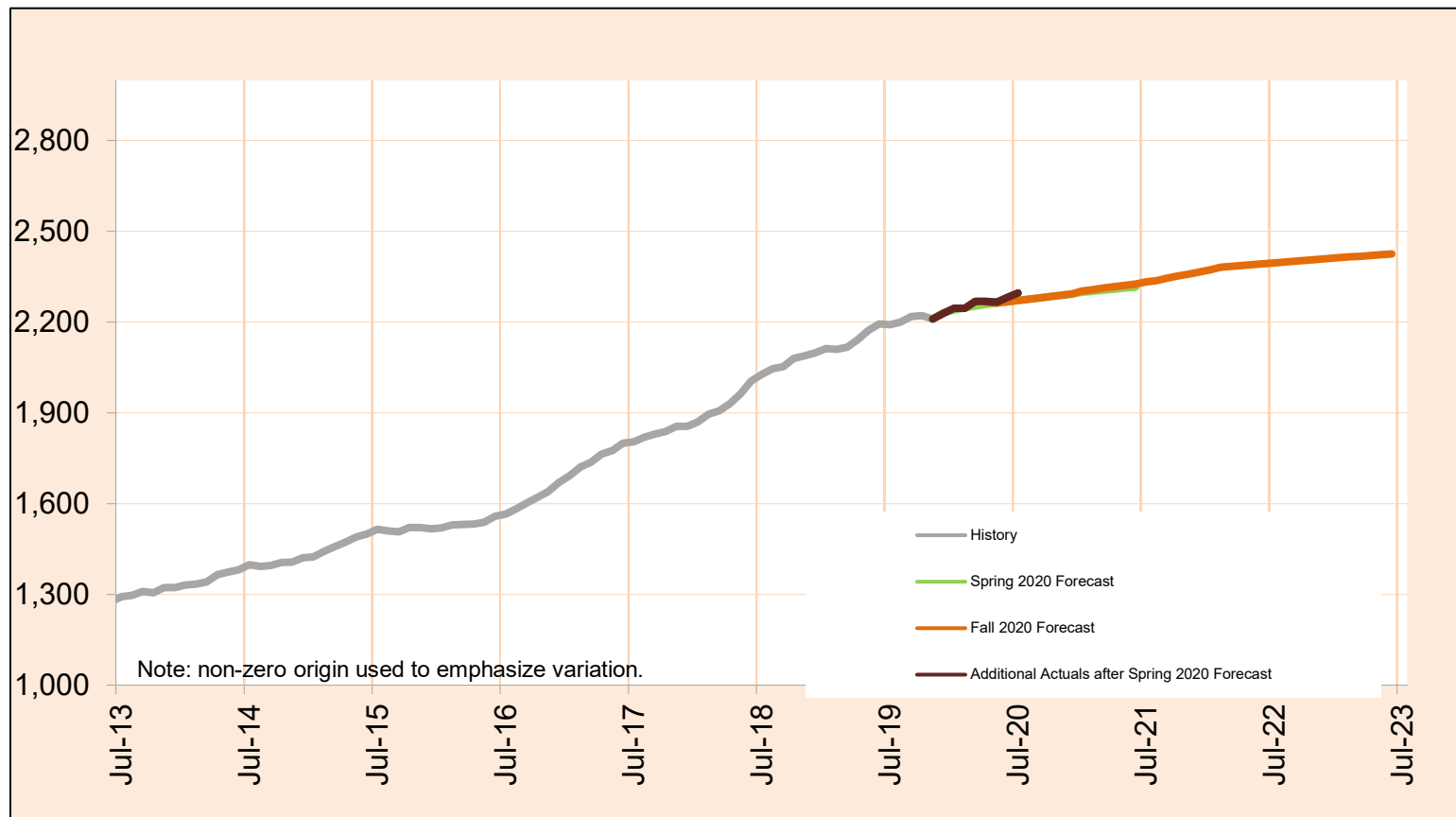


Month	Actual	Fall 2020 Forecast	Over/Under Forecast (Fall 2020)		Spring 2020 Forecast	Over/Under Forecast (Spring 2020)	
Dec-19	10,619	-	-	-	-	-	-
Jan-20	10,667	-	-	-	10,636	31	0.3%
Feb-20	10,694	-	-	-	10,649	45	0.4%
Mar-20	10,701	-	-	-	10,680	21	0.2%
Apr-20	10,693	10,693	0	0.0%	10,700	-7	-0.1%
May-20	10,689	10,709	-20	-0.2%	10,706	-17	-0.2%
Jun-20	10,691	10,714	-23	-0.2%	10,710	-19	-0.2%
Jul-20	10,677	10,720	-43	-0.4%	10,715	-38	-0.4%
Aug-20	-	10,725	-	-	10,719	-	-
Sep-20	-	10,730	-	-	10,722	-	-
Oct-20	-	10,734	-	-	10,725	-	-
Nov-20	-	10,738	-	-	10,728	-	-
Dec-20	-	10,743	-	-	10,732	-	-

Actuals for month shown in italics are preliminary and subject to change.

NOVEMBER 2020

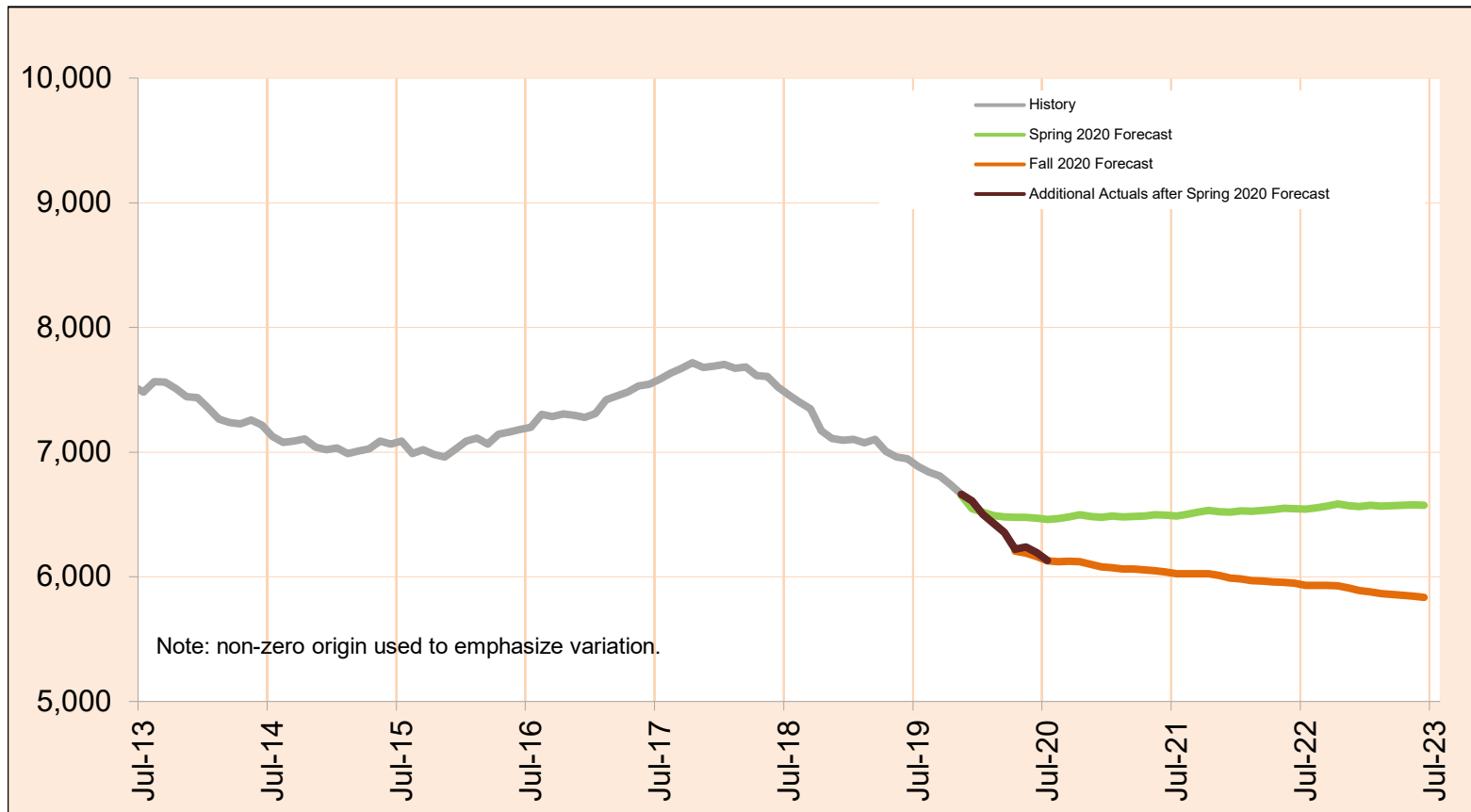
Subsidized Guardianship provides an option for individuals who do not wish to adopt but would like to offer a permanent home for children who would otherwise be in foster care.



Month	Actual	Fall 2020 Forecast	Over/Under Forecast (Fall 2020)	Spring 2020 Forecast	Over/Under Forecast (Spring 2020)
Dec-19	2,229	-	-	-	-
Jan-20	2,245	-	-	2,240	5 0.2%
Feb-20	2,246	-	-	2,247	-1 0.0%
Mar-20	2,269	-	-	2,253	16 0.7%
Apr-20	2,269	2,266	3 0.1%	2,258	11 0.5%
May-20	2,265	2,263	2 0.1%	2,263	2 0.1%
Jun-20	2,281	2,267	14 0.6%	2,267	14 0.6%
Jul-20	2,296	2,271	25 1.1%	2,271	25 1.1%
Aug-20	-	2,276	-	2,276	-
Sep-20	-	2,280	-	2,280	-
Oct-20	-	2,284	-	2,284	-
Nov-20	-	2,289	-	2,289	-
Dec-20	-	2,293	-	2,293	-

Actuals for months shown in italics are preliminary and subject to change.

Foster Care provides temporary care for children who cannot be safely cared for by their birth parents. These counts also include shelter and residential care.

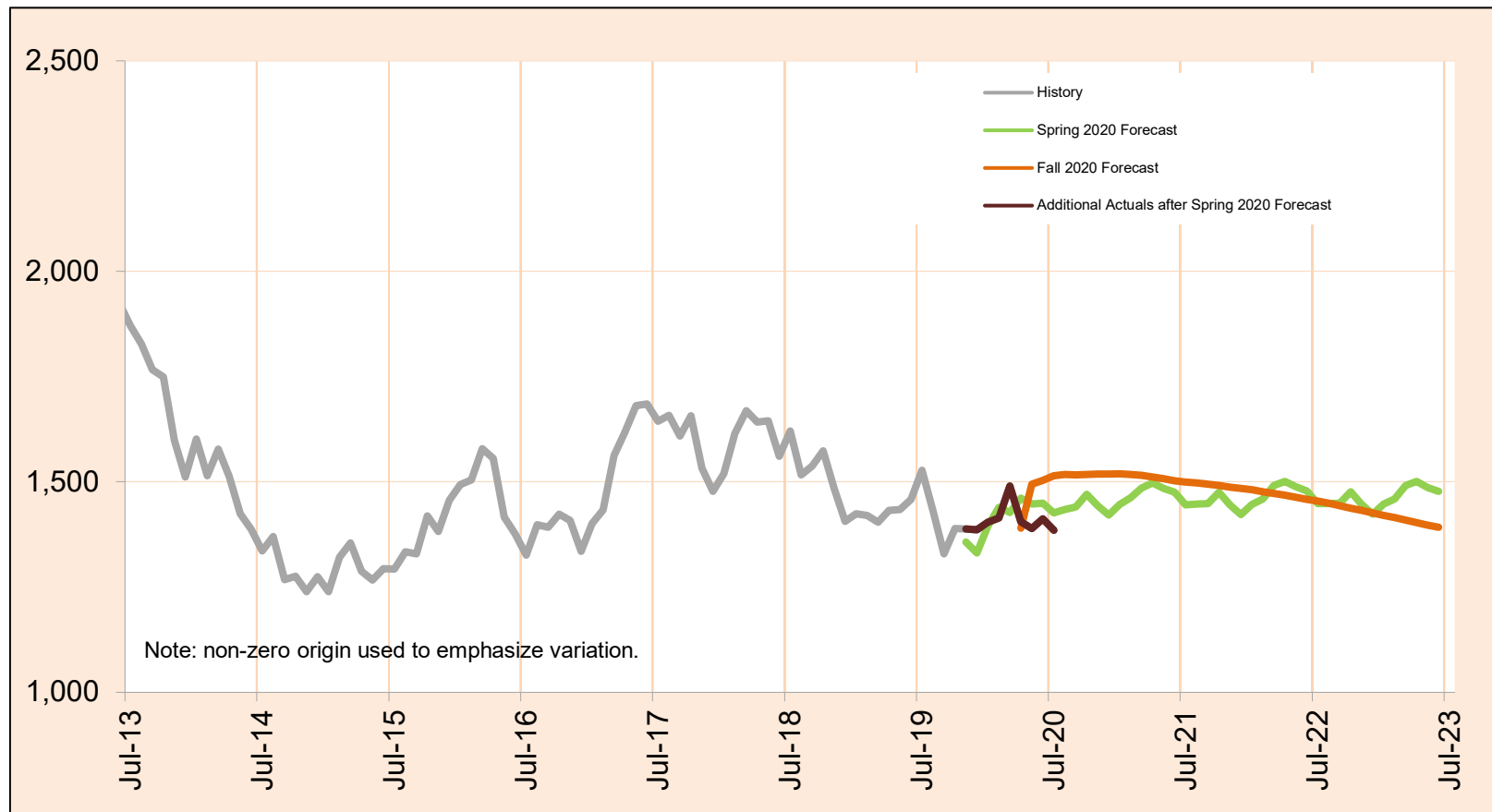


Month	Actual	Fall 2020 Forecast	Over/Under Forecast (Fall 2020)	Spring 2020 Forecast	Over/Under Forecast (Spring 2020)
Dec-19	<i>6,608</i>	-	-	-	-
Jan-20	<i>6,502</i>	-	-	6,520	-18
Feb-20	<i>6,427</i>	-	-	6,490	-63
Mar-20	<i>6,355</i>	-	-	6,479	-124
Apr-20	<i>6,222</i>	6,206	16	6,476	-254
May-20	<i>6,237</i>	6,189	48	6,478	-241
Jun-20	<i>6,195</i>	6,163	32	6,470	-275
Jul-20	<i>6,131</i>	6,129	2	6,460	-329
Aug-20	-	6,122	-	6,467	-
Sep-20	-	6,124	-	6,481	-
Oct-20	-	6,121	-	6,497	-
Nov-20	-	6,100	-	6,483	-
Dec-20	-	6,080	-	6,478	-

Actuals for months shown in italics are preliminary and subject to change.

NOVEMBER 2020

Child In-Home includes children who are on an open case but are in the physical custody of their parents.

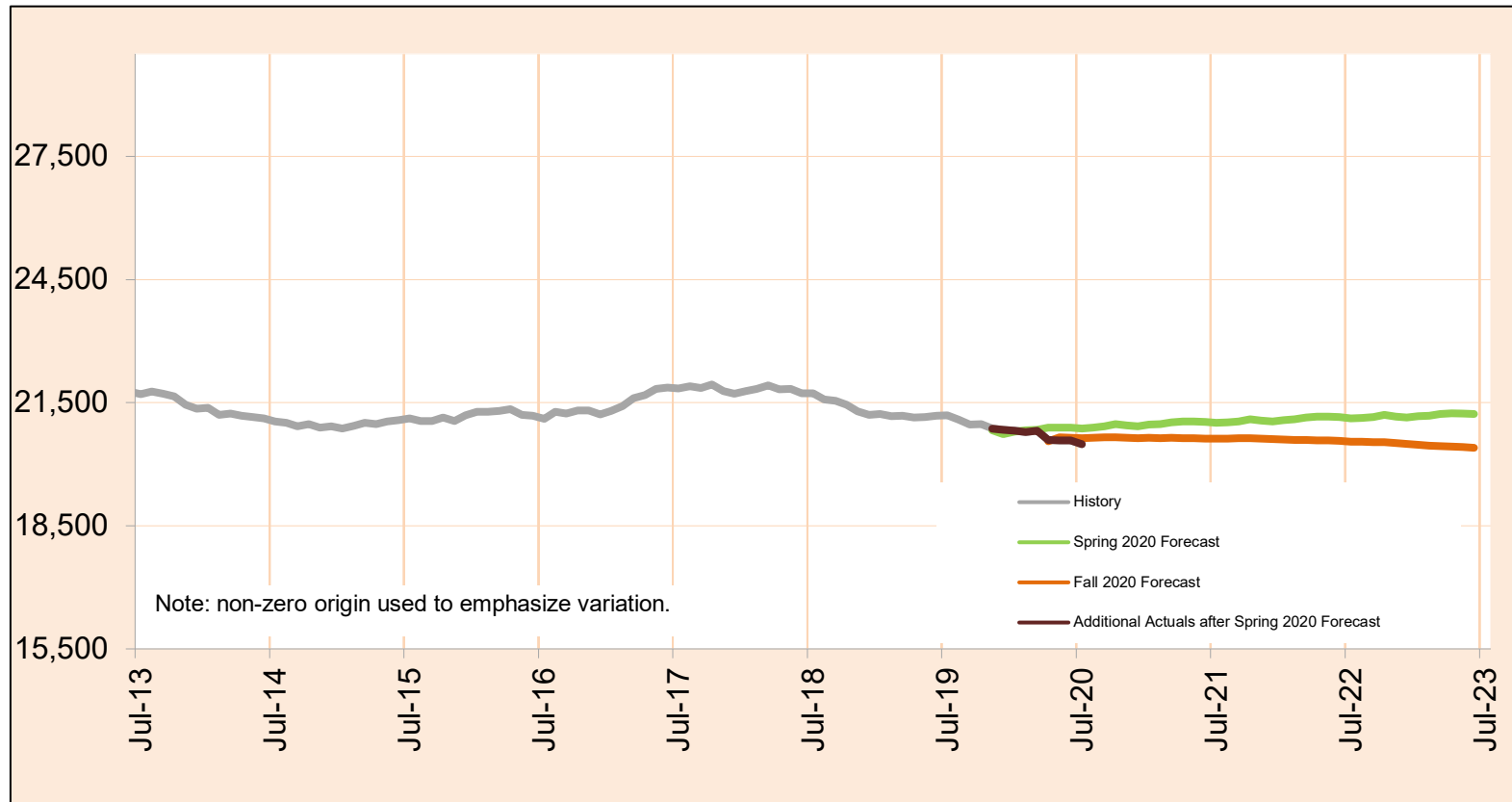


Month	Actual	Fall 2020 Forecast	Over/Under Forecast (Fall 2020)	Spring 2020 Forecast	Over/Under Forecast (Spring 2020)
Dec-19	<i>1,386</i>	-	-	-	-
Jan-20	<i>1,404</i>	-	-	1,395	9 0.6%
Feb-20	<i>1,414</i>	-	-	1,439	-25 -1.7%
Mar-20	<i>1,490</i>	-	-	1,427	63 4.4%
Apr-20	<i>1,405</i>	1,390	15 1.1%	1,461	-56 -3.8%
May-20	<i>1,389</i>	1,494	-105 -7.0%	1,447	-58 -4.0%
Jun-20	<i>1,412</i>	1,503	-91 -6.1%	1,449	-37 -2.6%
Jul-20	<i>1,385</i>	1,514	-129 -8.5%	1,426	-41 -2.9%
Aug-20	-	1,517	-	1,434	-
Sep-20	-	1,516	-	1,440	-
Oct-20	-	1,517	-	1,470	-
Nov-20	-	1,518	-	1,443	-
Dec-20	-	1,518	-	1,421	-

Actuals for months shown in italics are preliminary and subject to change.

NOVEMBER 2020

The Child Welfare system provides services to protect abused and neglected children. These services include: Adoption Assistance, Subsidized Guardianship, Child In-Home and Foster Care. All counts shown in this monthly report are *number served*.



Month	Actual	Fall 2020 Forecast	Over/Under Forecast (Fall 2020)		Spring 2020 Forecast	Over/Under Forecast (Spring 2020)	
Dec-19	20,842	-	-	-	-	-	-
Jan-20	20,818	-	-	-	20,791	27	0.1%
Feb-20	20,781	-	-	-	20,825	-44	-0.2%
Mar-20	20,815	-	-	-	20,839	-24	-0.1%
Apr-20	20,589	20,555	34	0.2%	20,895	-306	-1.5%
May-20	20,580	20,655	-75	-0.4%	20,894	-314	-1.5%
Jun-20	20,579	20,647	-68	-0.3%	20,896	-317	-1.5%
Jul-20	20,489	20,634	-145	-0.7%	20,872	-383	-1.8%
Aug-20	-	20,640	-	-	20,896	-	-
Sep-20	-	20,650	-	-	20,923	-	-
Oct-20	-	20,656	-	-	20,976	-	-
Nov-20	-	20,645	-	-	20,943	-	-
Dec-20	-	20,634	-	-	20,924	-	-

Actuals for months shown in italics are preliminary and subject to change.