

Monthly Caseload Forecast Variance Report  
Oregon Department of Human Services  
Child Welfare

SEPTEMBER 2020

**Note: The changes in public policy, behavior, and economics due to the COVID-19 crisis have created greater uncertainty than is usually experienced in a forecast cycle. Details concerning the assumptions underlying all forecasted caseload areas will be contained in the Fall 2020 DHS-OHA Caseload Forecast report, which will be released on October 23rd.**

Data for April 2020 are the most recent 'final actuals' as of the September 2020 monthly update. The Total Child Welfare caseload for April 2020 is 0.2 percent higher than the Fall 2020 forecast.

**Adoption Assistance**

Month	Actual	Fall 2020 Forecast	Over/Under Forecast	%
Dec-19	10,619	-	-	-
Jan-20	10,667	-	-	-
Feb-20	10,694	-	-	-
Mar-20	10,701	-	-	-
Apr-20	10,693	10,693	-	0.0%
May-20	10,688	10,709	-21	-0.2%

**Guardianship Assistance**

Month	Actual	Fall 2020 Forecast	Over/Under Forecast	%
Dec-19	2,229	-	-	-
Jan-20	2,245	-	-	-
Feb-20	2,246	-	-	-
Mar-20	2,269	-	-	-
Apr-20	2,269	2,266	3	0.1%
May-20	2,265	2,263	2	0.1%

**Out of Home Care**

Month	Actual	Fall 2020 Forecast	Over/Under Forecast	%
Dec-19	6,608	-	-	-
Jan-20	6,502	-	-	-
Feb-20	6,427	-	-	-
Mar-20	6,355	-	-	-
Apr-20	6,222	6,206	16	0.3%
May-20	6,224	6,189	35	0.6%

**Child-In-Home**

Month	Actual	Fall 2020 Forecast	Over/Under Forecast	%
Dec-19	1,386	-	-	-
Jan-20	1,404	-	-	-
Feb-20	1,414	-	-	-
Mar-20	1,490	-	-	-
Apr-20	1,405	1,390	15	1.1%
May-20	1,374	1,494	-120	-8.0%

**Total Child Welfare**

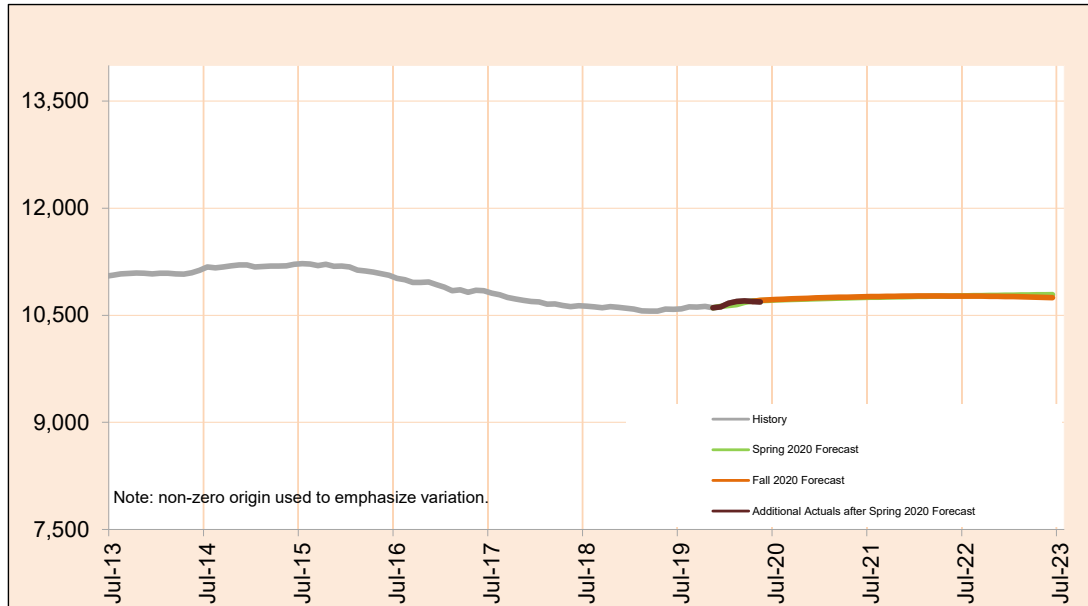
Month	Actual	Fall 2020 Forecast	Over/Under Forecast	%
Dec-19	20,842	-	-	-
Jan-20	20,818	-	-	-
Feb-20	20,781	-	-	-
Mar-20	20,815	-	-	-
Apr-20	20,589	20,555	34	0.2%
May-20	20,551	20,655	-104	-0.5%

*The last month of "actuals" is a preliminary estimate and subject to change.*

Monthly Caseload Forecast Variance Report  
Oregon Department of Human Services  
Child Welfare

SEPTEMBER 2020

Adoption Assistance provides support to help remove financial barriers to achieving and sustaining adoptions for special needs children. This can include payments and/or non-cash assistance such as medical benefits.



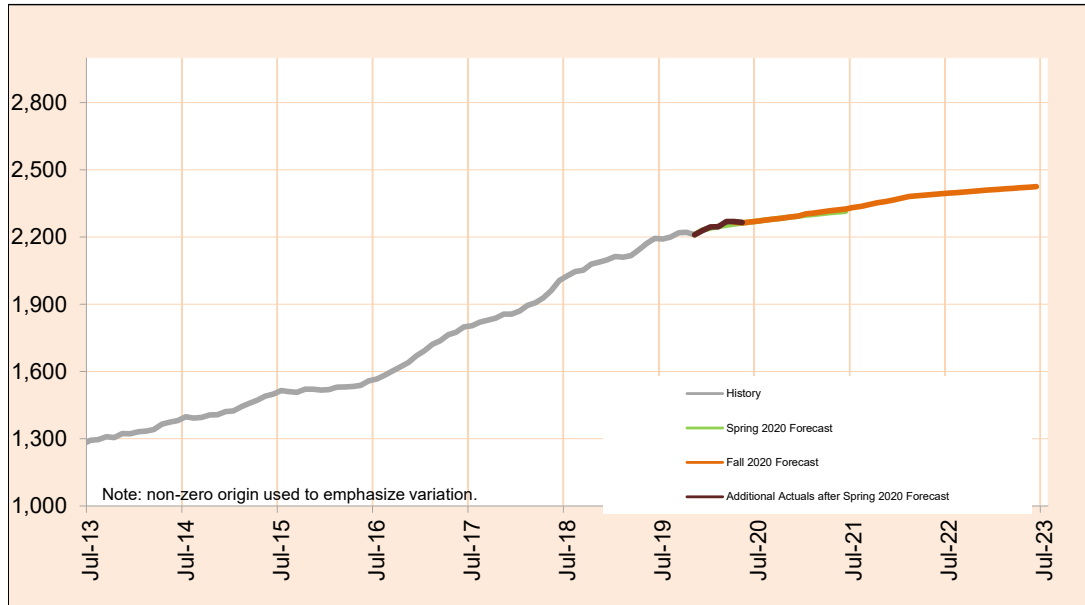
Month	Actual	Fall 2020 Forecast	Over/Under Forecast (Fall 2020)		Spring 2020 Forecast	Over/Under Forecast (Spring 2020)	
<b>Oct-19</b>	10,624	-	-	-	-	-	-
<b>Nov-19</b>	10,605	-	-	-	10,605	0	0.0%
<b>Dec-19</b>	10,619	-	-	-	10,625	-6	-0.1%
<b>Jan-20</b>	10,667	-	-	-	10,636	31	0.3%
<b>Feb-20</b>	10,694	-	-	-	10,649	45	0.4%
<b>Mar-20</b>	10,701	-	-	-	10,680	21	0.2%
<b>Apr-20</b>	10,693	10,693	0	0.0%	10,700	-7	-0.1%
<b>May-20</b>	10,688	10,709	-21	-0.2%	10,706	-18	-0.2%
<b>Jun-20</b>	-	10,714	-	-	10,710	-	-
<b>Jul-20</b>	-	10,720	-	-	10,715	-	-
<b>Aug-20</b>	-	10,725	-	-	10,719	-	-
<b>Sep-20</b>	-	10,730	-	-	10,722	-	-
<b>Oct-20</b>	-	10,734	-	-	10,725	-	-

Actuals for month shown in italics are preliminary and subject to change.

Monthly Caseload Forecast Variance Report  
Oregon Department of Human Services  
Child Welfare

SEPTEMBER 2020

Subsidized Guardianship provides an option for individuals who do not wish to adopt but would like to offer a permanent home for children who would otherwise be in foster care.



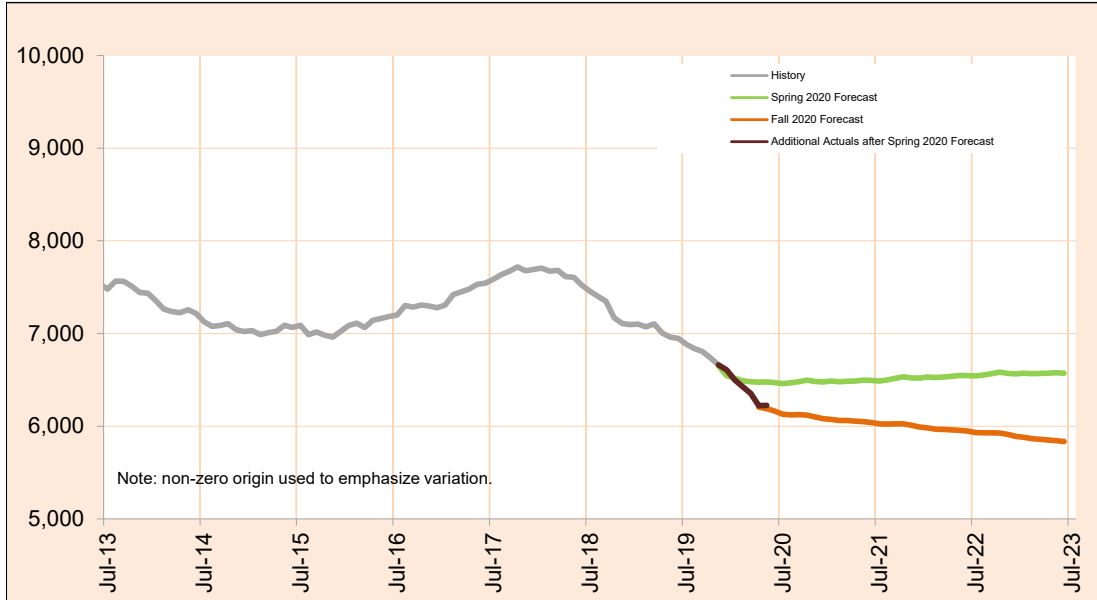
Month	Actual	Fall 2020 Forecast	Over/Under Forecast (Fall 2020)		Spring 2020 Forecast	Over/Under Forecast (Spring 2020)	
<b>Oct-19</b>	2,221	-	-	-	-	-	-
<b>Nov-19</b>	2,210	-	-	-	2,210	0	0.0%
<b>Dec-19</b>	2,229	-	-	-	2,231	-2	-0.1%
<b>Jan-20</b>	2,245	-	-	-	2,240	5	0.2%
<b>Feb-20</b>	2,246	-	-	-	2,247	-1	0.0%
<b>Mar-20</b>	2,269	-	-	-	2,253	16	0.7%
<b>Apr-20</b>	2,269	2,266	3	0.1%	2,258	11	0.5%
<b>May-20</b>	2,265	2,263	2	0.1%	2,263	2	0.1%
<b>Jun-20</b>	-	2,267	-	-	2,267	-	-
<b>Jul-20</b>	-	2,271	-	-	2,271	-	-
<b>Aug-20</b>	-	2,276	-	-	2,276	-	-
<b>Sep-20</b>	-	2,280	-	-	2,280	-	-
<b>Oct-20</b>	-	2,284	-	-	2,284	-	-

Actuals for months shown in italics are preliminary and subject to change.

Monthly Caseload Variance Report  
Oregon Department of Human Services  
Child Welfare

SEPTEMBER 2020

Foster Care provides temporary care for children who cannot be safely cared for by their birth parents. These counts also include shelter and residential care.



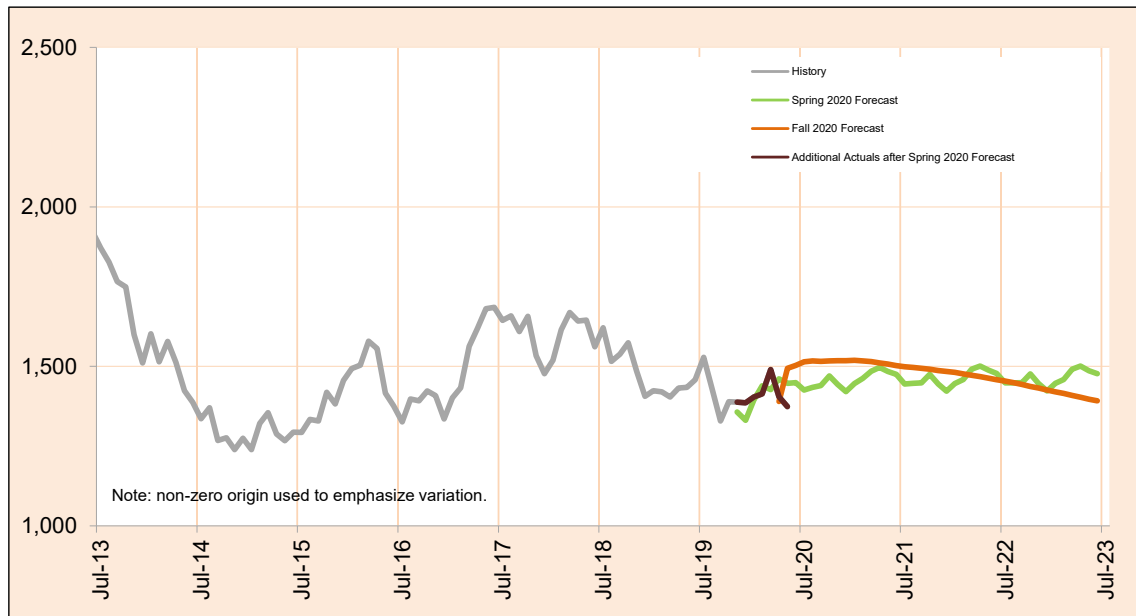
Month	Actual	Fall 2020 Forecast	Over/Under Forecast (Fall 2020)		Spring 2020 Forecast	Over/Under Forecast (Spring 2020)	
<b>Oct-19</b>	6,740	-	-	-	-	-	-
<b>Nov-19</b>	6,662	-	-	-	6,653	9	0.1%
<b>Dec-19</b>	6,608	-	-	-	6,545	63	1.0%
<b>Jan-20</b>	6,502	-	-	-	6,520	-18	-0.3%
<b>Feb-20</b>	6,427	-	-	-	6,490	-63	-1.0%
<b>Mar-20</b>	6,355	-	-	-	6,479	-124	-1.9%
<b>Apr-20</b>	6,222	6,206	16	0.3%	6,476	-254	-3.9%
<b>May-20</b>	6,224	6,189	35	0.6%	6,478	-254	-3.9%
<b>Jun-20</b>	-	6,163	-	-	6,470	-	-
<b>Jul-20</b>	-	6,129	-	-	6,460	-	-
<b>Aug-20</b>	-	6,122	-	-	6,467	-	-
<b>Sep-20</b>	-	6,124	-	-	6,481	-	-
<b>Oct-20</b>	-	6,121	-	-	6,497	-	-

Actuals for months shown in italics are preliminary and subject to change.

Monthly Caseload Forecast Variance Report  
Oregon Department of Human Services  
Child Welfare

SEPTEMBER 2020

Child In-Home includes children who are on an open case but are in the physical custody of their parents.



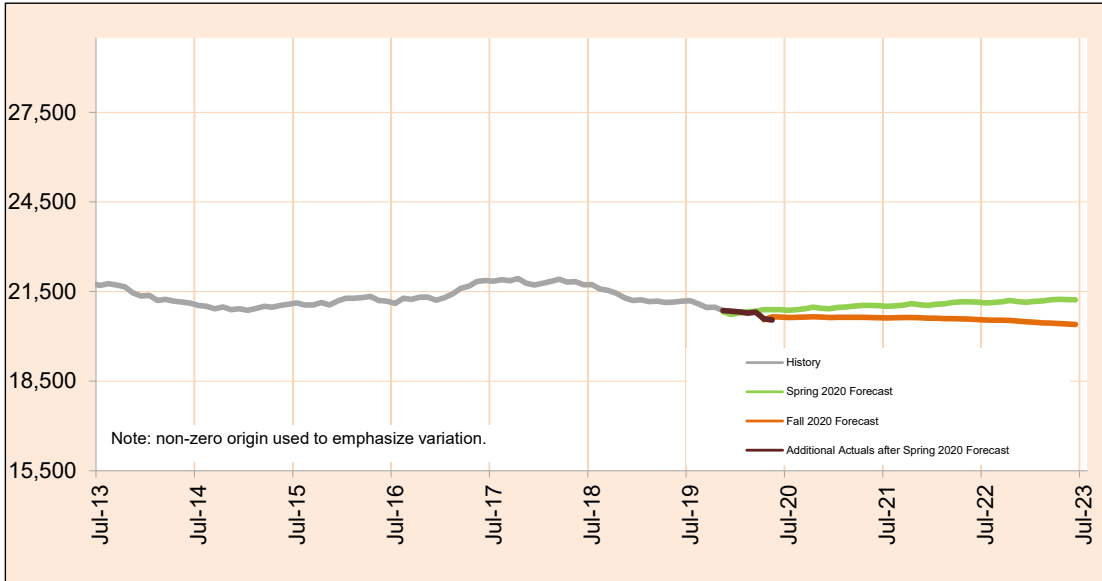
Month	Actual	Fall 2020 Forecast	Over/Under Forecast (Fall 2020)	Spring 2020 Forecast	Over/Under Forecast (Spring 2020)
<i>Oct-19</i>	<i>1,389</i>	-	-	-	-
<i>Nov-19</i>	<i>1,388</i>	-	-	1,357	31 2.3%
<i>Dec-19</i>	<i>1,386</i>	-	-	1,331	55 4.1%
<i>Jan-20</i>	<i>1,404</i>	-	-	1,395	9 0.6%
<i>Feb-20</i>	<i>1,414</i>	-	-	1,439	-25 -1.7%
<i>Mar-20</i>	<i>1,490</i>	-	-	1,427	63 4.4%
<i>Apr-20</i>	<i>1,405</i>	1,390	15 1.1%	1,461	-56 -3.8%
<i>May-20</i>	<i>1,374</i>	1,494	-120 -8.0%	1,447	-73 -5.0%
<i>Jun-20</i>	-	1,503	-	1,449	-
<i>Jul-20</i>	-	1,514	-	1,426	-
<i>Aug-20</i>	-	1,517	-	1,434	-
<i>Sep-20</i>	-	1,516	-	1,440	-
<i>Oct-20</i>	-	1,517	-	1,470	-

*Actuals for months shown in italics are preliminary and subject to change.*

Monthly Caseload Forecast Variance Report  
Oregon Department of Human Services  
Child Welfare

SEPTEMBER 2020

The Child Welfare system provides services to protect abused and neglected children. These services include: Adoption Assistance, Subsidized Guardianship, Child In-Home and Foster Care. All counts shown in this monthly report are *number served*.



Month	Actual	Fall 2020 Forecast	Over/Under Forecast (Fall 2020)		Spring 2020 Forecast	Over/Under Forecast (Spring 2020)	
<b>Oct-19</b>	20,974	-	-	-	-	-	-
<b>Nov-19</b>	20,865	-	-	-	20,825	40	0.2%
<b>Dec-19</b>	20,842	-	-	-	20,732	110	0.5%
<b>Jan-20</b>	20,818	-	-	-	20,791	27	0.1%
<b>Feb-20</b>	20,781	-	-	-	20,825	-44	-0.2%
<b>Mar-20</b>	20,815	-	-	-	20,839	-24	-0.1%
<b>Apr-20</b>	20,589	20,555	34	0.2%	20,895	-306	-1.5%
<b>May-20</b>	20,551	20,655	-104	-0.5%	20,894	-343	-1.6%
<b>Jun-20</b>	-	20,647	-	-	20,896	-	-
<b>Jul-20</b>	-	20,634	-	-	20,872	-	-
<b>Aug-20</b>	-	20,640	-	-	20,896	-	-
<b>Sep-20</b>	-	20,650	-	-	20,923	-	-
<b>Oct-20</b>	-	20,656	-	-	20,976	-	-

Actuals for months shown in italics are preliminary and subject to change.