

BUDGET NARRATIVE

This page intentionally left blank.

BUDGET NARRATIVE

This page intentionally left blank.

BUDGET NARRATIVE

This page intentionally left blank.

BUDGET NARRATIVE

This page intentionally left blank.

Legislative Fiscal Office

900 Court St. NE, H-178
Salem OR 97301
503-986-1828



Oregon Legislative Emergency Board

Sen. Peter Courtney, Senate Co-Chair
Rep. Tina Kotek, House Co-Chair

December 14, 2018

Certificate

Pursuant to the provisions of ORS 291.328, and acting under the authority of ORS 291.326(1)(a), (b), (c), and (d); ORS 291.371; ORS 291.375; and ORS 656.612(6) this hereby certifies that the Emergency Board, meeting on December 14, 2018, took the following actions:

- 1. Public Defense Services Commission**
Allocated \$66,000 from the Emergency Fund established by section 1, chapter 702, Oregon Laws 2017, to supplement the appropriation made to the Public Defense Services Commission by section 1(3), chapter 582, Oregon Laws 2017, Contracts and Business Services Division, to address workflow needs through the end of the biennium.
- 2. Public Defense Services Commission**
Acknowledged receipt of a report on the status of the Professional Services Account.
- 3. Public Defense Services Commission**
Acknowledged receipt of a report on the implementation of SB 505 (2017), related to grand jury recordation.
- 4. Judicial Department**
Acknowledged receipt of a report on the implementation of SB 505 (2017), related to grand jury recordation, and authorized the use of funds appropriated by section 16, chapter 650, Oregon Laws 2017, for statewide implementation of SB 505.
- 5. Judicial Department**
Approved, retroactively, the submission of a federal grant application to the State Justice Institute in the amount of \$50,000 for development of a two-year strategic plan.
- 6. Department of Education**
Approved, retroactively, the submission of a federal grant application to the U.S. Department of Health and Human Services in the amount of up to \$6,000,000 for the Preschool Development Grant Birth-to-Five.
- 8. Department of Education
Department of Human Services**
Increased the Federal Funds expenditure limitation established for the Department of Education by section 4(1), chapter 590, Oregon Laws 2017, Operations, by \$1,874,873, increased the Federal Funds expenditure limitation established for the Department of

Education by section 5(1), chapter 590, Oregon Laws 2017, Early learning programs, by \$5,442,069, and authorized the establishment of 4 limited duration positions (0.84 FTE); and increased the Other Funds expenditure limitation established for the Department of Human Services by section 2(2), chapter 597, Oregon Laws 2017, Child welfare, self-sufficiency and vocational rehabilitation services, by \$7,122,984; for the expenditure of additional federal Child Care Development Block Grant funding.

9. Oregon Health Authority

Approved the transfer of General Fund appropriations, increased and transferred Other Funds expenditure limitations, increased Federal Funds expenditure limitation, and established and transferred positions, per the attached table, with the understanding that the Department of Administrative Services will unschedule \$11,879,295 General Fund.

10. Oregon Health Authority

Allocated \$260,949 from the Emergency Fund established by section 1, chapter 702, Oregon Laws 2017, to supplement the appropriation made to the Oregon Health Authority by section 1(2), chapter 545, Oregon Laws 2017, Central services, statewide assessments and enterprise-wide costs; increased the Other Funds expenditure limitation established for the Oregon Health Authority by section 2(2), chapter 545, Oregon Laws 2017, Central services, statewide assessments and enterprise-wide costs, by \$32,282; increased the Federal Funds expenditure limitation established for the Oregon Health Authority by section 4(2), chapter 545, Oregon Laws 2017, Central services, statewide assessments and enterprise-wide costs, by \$180,359; and authorized the establishment of 6 permanent positions (1.76 FTE) to support ombuds services for individuals eligible for medical assistance programs.

11. Oregon Health Authority

Allocated \$1,500,000 from the special purpose appropriation made to the Emergency Board by section 130(1), chapter 99, Oregon Laws 2018, to supplement the appropriation made to the Oregon Health Authority by section 1(1), chapter 545, Oregon Laws 2017, Programs, to invest in community programs aimed at reducing the number of Aid and Assist patients sent to the Oregon State Hospital.

12. Oregon Health Authority

Acknowledged receipt of a report on mental health residential rate standardization.

13. Oregon Health Authority

Acknowledged receipt of a report on creating a single plan of shared accountability for behavioral health coordination within each geographic service area.

14. Department of Human Services

Acknowledged receipt of a report on the agency's workforce-related efforts in the child welfare program.

15. Department of Human Services

Acknowledged receipt of a report on efforts to curb costs in the Intellectual and Developmental Disabilities program.

- 16. Department of Human Services**
Acknowledged receipt of a report on the agency’s work to improve position management practices.
- 17. Department of Human Services**
Allocated \$6,343,891 from the special purpose appropriation made to the Emergency Board by section 130(1), chapter 99, Oregon Laws 2018, to supplement appropriations made to the Department of Human Services, approved the transfer of General Fund appropriations, increased and transferred Other Funds expenditure limitations, transferred Federal Funds expenditure limitations, and transferred positions; per the attached table.
- 18. Department of Human Services**
Allocated \$2,500,000 from the special purpose appropriation made to the Emergency Board by section 179(1), chapter 99, Oregon Laws 2018, to supplement the appropriation made to the Department of Human Services by section 1(2), chapter 597, Oregon Laws 2017, Child welfare, self-sufficiency, and vocational rehabilitation, for the child welfare program.
- 19. Department of Human Services**
Allocated \$255,882 from the special purpose appropriation made to the Emergency Board by section 130(1), chapter 99, Oregon Laws 2018, to supplement the appropriation made to the Department of Human Services by section 1(3), chapter 597, Oregon Laws 2017, Aging and people with disabilities and intellectual/developmental disabilities programs; increased the Federal Funds expenditure limitation established for the Department of Human Services by section 3(3), chapter 597, Oregon Laws 2017, Aging and people with disabilities and intellectual/developmental disabilities programs, by \$969,092; and authorized the establishment of 15 permanent positions (3.75 FTE), to comply with a federal directive on nursing facility complaint investigations.
- 20. Department of Human Services**
Increased the Other Funds expenditure limitation established for the Department of Human Services by section 2(3), chapter 597, Oregon Laws 2017, Aging and people with disabilities and intellectual/developmental disabilities programs, by \$246,504, and authorized the establishment of 4 permanent positions (1.00 FTE), to embed dedicated case managers in four hospitals.
- 21. Department of State Police**
Allocated \$6,300,000 from the Emergency Fund established by section 1, chapter 702, Oregon Laws 2017, to supplement the appropriation made to the Department of State Police by section 1(4), chapter 581, Oregon Laws 2017, Administrative services, agency support, criminal justice information services and office of the State Fire Marshal, to support cash flow depleted by extraordinary wildfire fighting costs incurred during the 2017 and 2018 wildfire seasons, with instructions.

- 22. Military Department**
Established a Federal Funds Capital Construction expenditure limitation of \$5,300,000 for the Military Department, Capital Construction program, for the Oregon Youth Challenge Program expansion project.
- 23. Military Department**
Established a Federal Funds Capital Construction expenditure limitation of \$1,300,000 for the Military Department, Capital Construction program, to construct an outdoor combat pistol qualification course at Camp Najaf in Corvallis, Oregon.
- 24. Military Department**
Increased the Federal Funds expenditure limitation established for the Military Department by section 3(1), chapter 566, Oregon Laws 2017, Operations, by \$4,000,000 for the demolition of structures at Camp Umatilla in Umatilla, Oregon.
- 25. Military Department**
Established a Federal Funds Capital Construction expenditure limitation of \$9,000,000 for the Military Department, Capital Construction program, for the Camp Umatilla Regional Training Institute Re-Set Project at Camp Umatilla in Umatilla, Oregon.
- 26. Military Department**
Established an Other Funds Capital Improvement expenditure limitation of \$500,000 for the Military Department, Capital Improvement program, to purchase real property adjoining the Camp Rilea Armed Forces Training Center in Warrenton, Oregon.
- 27. Military Department**
Acknowledged receipt of a report on the agency's assessment of its processes, policies, and practices for internal control over grants management.
- 28. Department of Justice**
Acknowledged receipt of a report on the Legal Tools Replacement project.
- 29. Criminal Justice Commission**
Increased the Other Funds expenditure limitation established for the Criminal Justice Commission by section 2, chapter 505, Oregon Laws 2017, by \$200,498, and authorized the establishment of 2 limited duration positions (0.50 FTE) to spend a grant award on the Statistical Transparency of Policing program.
- 30. Department of Public Safety Standards and Training**
Increased the Other Funds expenditure limitation established for the Department of Public Safety Standards and Training by section 2(1), chapter 583, Oregon Laws 2017, Operations, by \$244,264, for wildland firefighter training expenses incurred during the 2018 fire season.
- 31. Department of Public Safety Standards and Training**
Approved, retroactively, the submission of a federal grant application to the U.S. Department of Homeland Security in the amount of \$498,850 for firefighter training equipment.

32. Department of Corrections
Increased the Federal Funds expenditure limitation established for the Department of Corrections by section 3, chapter 573, Oregon Laws 2017, by \$741,924, for expenditure of a federal Second Chance Act grant on the Parenting Inside Out family visiting program.

33. District Attorneys and Their Deputies
Established a General Fund appropriation for grand jury recordation by allocating \$386,107 from the special purpose appropriation made to the Emergency Board by section 17(1), chapter 650, Oregon Laws 2017, to the Department of Justice for the payment of expenses of District Attorneys and Their Deputies; and directed the Department of Justice to reimburse counties for eligible grand jury recordation expenses, as approved by the Emergency Board.

34. Department of Veterans' Affairs
Increased the Lottery Funds expenditure limitation established for the Department of Veterans' Affairs by section 2(1), chapter 585, Oregon Laws 2017, For services provided by the Department of Veterans' Affairs, by \$201,550, and authorized the establishment of 3 permanent positions (0.75 FTE) to establish the agency as the U.S. Department of Veterans' Affairs State Approving Agency for veterans' education programs; and recommended that the Department's Veterans' Services Program Lottery Funds allocation be increased by \$201,550 during the 2019 legislative session.

36. Department of Forestry
Acknowledged receipt of a report on the 2018 fire season; allocated \$1,886,696 from the special purpose appropriation made to the Emergency Board by section 5(1), chapter 592, Oregon Laws 2017, to supplement the appropriation made to the Department of Forestry by section 1(2), chapter 592, Oregon Laws 2017, Fire protection; allocated \$1,601,221 from the Emergency Fund established by section 1, chapter 702, Oregon Laws 2017, to supplement the appropriation made to the Department of Forestry by section 1(2), chapter 592, Oregon Laws 2017, Fire protection, for interest expenses and district deductibles associated with the 2018 fire season; increased the Other Funds expenditure limitation established for the Department of Forestry by section 2(2), chapter 592, Oregon Laws 2017, Fire protection, by \$1,107,962 for 2018 fire season costs and by \$13,727,764 to support the timely processing of payments related to the 2018 fire season; and recommended an increase of \$31,545,752 General Fund appropriation for large fire costs be included in a budget rebalance bill during the 2019 legislative session.

37. Water Resources Department
Acknowledged receipt of a report on publicly owned high-hazard dams in Oregon that have unsatisfactory or poor condition ratings.

38. Water Resources Department
Approved, retroactively, the submission of a federal grant application to the U.S. Geological Survey for a grant of up to \$150,000 for activities related to the National Groundwater Monitoring Network Data Providers program.

- 39. Department of Geology and Mineral Industries**
Approved, retroactively, the submission of a federal grant application to the U.S. Geological Survey in the amount of \$300,000 for the 2019 State Geological Survey project.
- 40. Department of Aviation**
Approved, retroactively, the submission of a grant application to the Federal Aviation Administration in the amount of \$37,000,000 for a runway extension project at Aurora State Airport, with instructions.
- 41. Department of Transportation**
Approved, retroactively, the submission of a federal grant application to the Federal Transit Administration in the amount of up to \$500,000 for the Innovative Coordinated Access and Mobility Program.
- 42. Department of Transportation**
Approved, retroactively, the submission of a federal grant application to the Federal Highway Administration, Competitive Highway Bridge Program in the amount of \$44,500,000 for replacement and rehabilitation of deficient bridges.
- 43. Department of Consumer and Business Services**
Acknowledged receipt of a report on workers' compensation premium assessment rates.
- 44. Public Utility Commission**
Approved, retroactively, the submission of a federal grant application to the U.S. Department of Transportation, Pipeline and Hazardous Materials Safety Administration in the amount of up to \$58,000 for inspections of underground natural gas storage facilities in Oregon.
- 45. Public Employees Retirement System**
Authorized the transfer of \$424,500 from the Other Funds expenditure limitation established for the Public Employees Retirement System by section 1(4), chapter 600, Oregon Laws 2017, Operations Division, to the Other Funds expenditure limitation established by section 1(2), chapter 600, Oregon Laws 2017, Financial and Administrative Services Division, for the Oregon Savings Growth Plan.
- 46. Public Employees Retirement System**
Increased the Other Funds expenditure limitation established for the Public Employees Retirement System by section 1(5), chapter 600, Oregon Laws 2017, Compliance, Audit and Risk Division, by \$119,542 and authorized the establishment of 2 permanent positions (0.50 FTE) for cybersecurity and business continuity planning; and authorized the transfer of \$500,000 from the Other Funds expenditure limitation established for the Public Employees Retirement System by section 1(3), chapter 600, Oregon Laws 2017, Information Services Division to the Other Funds expenditure limitation established by section 1(5), chapter 600, Oregon Laws 2017, Compliance, Audit and Risk Division, for a disaster recovery program.

- 47. Department of Revenue**
Deferred action on the request to transfer \$262,712 General Fund from the Personal Tax and Compliance appropriation to the Administration appropriation to fund a projected budget shortfall.
- 48. Department of Revenue**
Authorized the transfer of \$687,519 from the General Fund appropriation established for the Department of Revenue by section 1(3), chapter 601, Oregon Laws 2017, Personal Tax and Compliance Division, to the General Fund appropriation established for the Department of Revenue by section 1(2), chapter 601, Oregon Laws 2017, Property Tax Division, for a budget shortfall.
- 49. Department of Administrative Services**
Acknowledged receipt of a report on compensation plan changes.
- 51. Department of Administrative Services**
Increased the Other Funds Capital Construction expenditure limitation established for the Department of Administrative Services by section 1(1)(k), chapter 747, Oregon Laws 2017, State Data Center Power Upgrades, by \$6,782,000 to complete the State Data Center Power Upgrades project.
- 52. Department of Administrative Services**
Increased the Federal Funds expenditure limitation established for the Department of Administrative Services, Office of the State Chief Information Officer—Policy, by the Emergency Board at its September 2018 meeting, by \$599,795 to accommodate grants and contracts for Lidar aerial imagery.
- 53. Department of Geology and Mineral Industries**
Approved, retroactively, the submission of a federal grant application to the U.S. Geological Survey in the amount of \$200,000 for the 3D Elevation Program initiative.
- 54. Legislative Fiscal Office**
Transferred unallocated balances in the amount of \$34,462,012 from special purpose appropriations made to the Emergency Board to the Emergency Fund appropriation legal citation, per the attached table.

ATTACHMENT
Item 9: Oregon Health Authority

OREGON HEALTH AUTHORITY 2017-19			
December 2018			
Division/Appropriation	Fund Type	Adjustments to Legislatively Approved Budget	Adjustments to Position Authority
Reference			
Transfers, Allocations, and Expenditure Limitation Adjustments:			
Health Care for All Oregon Children			
Ch 652 4, OL 2017	General	(10,259,512)	
Programs			
Ch 545 2(1), OL 2017	Other	895,921,748	
Ch 545 4(1), OL 2017	Federal	430,552,061	
	Total	895,921,748	11 pos / 3.34 FTE
Central Services, Statewide Assessments & Enterprise-wide Costs			
Ch 545 1(2), OL 2017	General	10,259,512	
Ch 545 2(2), OL 2017	Other	(3,903,290)	
Ch 545 4(2), OL 2017	Federal	1,096,027	
	Total	7,452,249	
Public Employees' Benefit Board			
Ch 545 6, OL 2017	Other	80,000,000	
Oregon Educators Benefit Board			
Ch 545 7, OL 2017	Other	81,000,000	
Agency Total			
	General	-	
	Other	1,053,018,458	
	Federal	431,648,088	
	Total	1,484,666,546	11 pos / 3.34 FTE
Request Department of Administrative Services to unschedule:			
Health Care for All Oregon Children			
Ch 652 4, OL 2017	General	7,004,243	
Programs			
Ch 545 1(1), OL 2017	General	4,875,052	

ATTACHMENT
Item 17: Department of Human Services

DEPARTMENT OF HUMAN SERVICES 2017-19			
December 2018			
Division/Appropriation	Fund Type	Adjustments to Legislatively Approved Budget	Adjustments to Position Authority
Reference			
Transfers, Allocations, and Expenditure Limitation Adjustments:			
Child welfare, self-sufficiency, and vocational rehabilitation services			
Ch 597 1(2), OL 2017	General	22,030,592	
Ch 597 2(2), OL 2017	Other	(577,409)	
Ch 597 3(2), OL 2017	Federal	6,505,565	
	Total	27,958,748	(12) pos / (12.00) FTE
Aging and people with disabilities and intellectual/developmental disabilities programs			
Ch 597 1(3), OL 2017	General	(13,946,216)	
Ch 597 2(3), OL 2017	Other	3,549,816	
Ch 597 3(3), OL 2017	Federal	13,862,387	
	Total	3,465,987	7 pos / 7.00 FTE
Central Services, state assessments, and enterprise-wide costs			
Ch 597 1(1), OL 2017	General	(1,740,485)	
Ch 597 2(1), OL 2017	Other	2,296,942	
Ch 597 3(1), OL 2017	Federal	(20,367,952)	
	Total	(19,811,495)	8 pos / 8.00 FTE
Shared services			
Ch 597 2(4), OL 2017	Other	(222,785)	(3) pos / (3.00) FTE
Department Total			
	General	6,343,891	
	Other	5,046,564	
	Federal	-	
	Total	11,390,455	0 pos / 0.00 FTE

ATTACHMENT
Item 54: Legislative Fiscal Office

Special Purpose Appropriation Transfer Detail

Oregon Laws 2017 & 2018 Chapter/Section	Agency/Purpose	Amount
Chapter 592, sec. 5(1), 2017	Department of Forestry for fire severity suppression costs	(2,113,304)
Chapter 650, sec. 17(1), 2017	State agencies for Grand Jury recording costs	(7,513,893)
Chapter 99, sec. 127(1), 2018	Oregon Health Authority for Mental Health residential rates	(2,000,000)
Chapter 99, sec. 130(1), 2018	Oregon Health Authority/Department of Human Services for Caseload and Cost Per Case Issues	(21,900,227)
Chapter 99, sec. 156(1), 2018	Secretary of State for January 2018 Special Election County costs	(284,588)
Chapter 99, sec. 169(1), 2018	Department of Revenue for position reconciliation	(650,000)
Total transfers from special purpose appropriations		
Chapter 702, sec. 1, 2017	Emergency Board -- General Purpose	(34,462,012)
Net General Fund Change		0

Enrolled

Senate Bill 844

Sponsored by COMMITTEE ON JUDICIARY

CHAPTER

AN ACT

Relating to inmate trust account moneys; and declaring an emergency.

Be It Enacted by the People of the State of Oregon:

SECTION 1. (1) As used in this section:

(a) "Collected moneys" means moneys that have been collected from an inmate trust account by the Department of Corrections pursuant to this section.

(b) "Court-ordered financial obligation" means:

(A) A compensatory fine imposed pursuant to ORS 137.101, an award of restitution as defined in ORS 137.103 or any other fines, fees or court-appointed attorney fees imposed in a criminal action;

(B) A child support obligation;

(C) A civil judgment including a money award for a crime victim entered against an inmate resulting from a crime committed by the inmate; or

(D) A civil judgment including a money award entered against an inmate resulting from an action for the inmate's assault or battery of a Department of Corrections or Oregon Corrections Enterprises employee.

(c) "Eligible moneys" means moneys deposited in an inmate trust account that are subject to collection under this section, including but not limited to inmate performance monetary awards and moneys received from an inmate's family members or friends. "Eligible moneys" does not include protected moneys.

(d) "Inmate" means a person who is at least 18 years of age and in the physical custody of the Department of Corrections. "Inmate" does not include:

(A) A person on leave from prison due to participation in an alternative incarceration program established under ORS 421.504 or short-term transitional leave under ORS 421.168.

(B) A person transferred into or out of department custody pursuant to an interstate corrections compact.

(C) A person in the physical custody of the Oregon Youth Authority.

(D) A person in the physical custody of a county jail or other county detention facility.

(e) "Protected moneys" means moneys deposited in an inmate trust account that are not subject to collection under state or federal law or under this section including but not limited to:

- (A) Disability benefits for veterans;
- (B) Moneys received from a Native American tribe or tribal government;
- (C) Moneys dedicated for medical, dental or optical expenses or emergency trips;
- (D) Railroad retirement benefits; or

(E) Moneys paid as compensation to an inmate in a prison work program established under the Prison Industries Enhancement Certification Program, or a successor program designated by the United States Director of the Bureau of Justice Assistance pursuant to 18 U.S.C. 1761.

(2)(a) The Department of Corrections shall collect eligible moneys from an inmate trust account if the inmate owes court-ordered financial obligations as described in this section.

(b) Notwithstanding any other provision of this section, the department may deduct a fixed percentage of each inmate performance monetary award made to an inmate, to be credited to a general victims assistance fund, before crediting the remainder of the award to the inmate trust account.

(3)(a) The Department of Justice and the Judicial Department shall provide an accounting to the Department of Corrections of court-ordered financial obligations, if any, owed by each inmate. The accounting records may be provided electronically in a format agreed upon by the departments.

(b) Upon receipt of the accounting records described in paragraph (a) of this subsection, the Department of Corrections shall collect a portion of eligible moneys from the inmate trust account of each inmate as follows:

(A) Until an inmate not sentenced to death or to life imprisonment without the possibility of release or parole has \$500 in a transitional fund to facilitate reentry after release, 10 percent of eligible moneys shall be collected for court-ordered financial obligations and five percent of eligible moneys shall be collected and transferred to the inmate's transitional fund.

(B) After the inmate has at least \$500 in the transitional fund, or if the inmate has been sentenced to death or to life imprisonment without the possibility of release or parole, the department shall collect 15 percent of eligible moneys for court-ordered financial obligations.

(C) After court-ordered financial obligations have been paid, an inmate not sentenced to death or to life imprisonment without the possibility of release or parole may elect to continue to transfer five percent of eligible moneys into the transitional fund.

(4) There are three levels of priority for the application of collected moneys to court-ordered financial obligations, with Level I obligations having the highest priority and Level III obligations having the lowest priority. The levels are as follows:

(a) Level I obligations are compensatory fines imposed pursuant to ORS 137.101, awards of restitution defined in ORS 137.103 and fines, fees or court-appointed attorney fees imposed in a criminal action.

(b) Level II obligations are child support obligations and civil judgments including a money award for a crime victim entered against an inmate resulting from a crime committed by the inmate.

(c) Level III obligations are civil judgments including a money award entered against an inmate resulting from an action for the inmate's assault or battery of a Department of Corrections or Oregon Corrections Enterprises employee.

(5)(a) After receiving the accounting records described in subsection (3) of this section, the Department of Corrections shall disburse the collected moneys for court-ordered financial obligations to the Department of Justice and the Judicial Department.

(b) The Department of Justice and the Judicial Department shall apply the collected moneys received from the Department of Corrections under this subsection to an inmate's court-ordered financial obligations according to the priority levels of the obligations.

(6)(a) The Department of Justice may create a subaccount in which to deposit the collected moneys received from the Department of Corrections under this section.

(b) The Judicial Department may create a subaccount in which to deposit the collected moneys received from the Department of Corrections under this section.

(c) The Department of Corrections may create subaccounts for the purposes of storing collected moneys prior to disbursement under this section.

(7) The Department of Corrections, the Department of Justice and the Judicial Department may adopt rules to implement this section.

SECTION 2. (1) Section 1 of this 2017 Act becomes operative on June 30, 2018.

(2) The Department of Corrections, the Department of Justice and the Judicial Department may take any action before the operative date specified in subsection (1) of this section that is necessary to enable the departments, on and after the operative date specified in subsection (1) of this section, to exercise the duties, functions and powers conferred on the departments by section 1 of this 2017 Act.

SECTION 3. Notwithstanding any other provision of law, the General Fund appropriation made to the Department of Corrections by section 1 (2), chapter _____, Oregon Laws 2017 (Enrolled House Bill 5004), for the biennium beginning July 1, 2017, for central administration and administrative services, is increased by \$275,000 for the purpose of funding upgrades to the inmate trust accounting system.

SECTION 4. Notwithstanding any other provision of law limiting expenditures, the limitation on expenditures established by section 2 (2), chapter _____, Oregon Laws 2017 (Enrolled House Bill 5004), for the biennium beginning July 1, 2017, as the maximum limit for payment of expenses from fees, moneys or other revenues, including Miscellaneous Receipts, but excluding lottery funds and federal funds, collected or received by the Department of Corrections for central administration and administrative services, is increased by \$500,000 for the purpose of funding upgrades to the inmate trust accounting system.

SECTION 5. This 2017 Act being necessary for the immediate preservation of the public peace, health and safety, an emergency is declared to exist, and this 2017 Act takes effect on its passage.

Passed by Senate July 3, 2017

Received by Governor:

.....M,....., 2017

.....
Lori L. Brocker, Secretary of Senate

Approved:

.....M,....., 2017

.....
Peter Courtney, President of Senate

.....
Kate Brown, Governor

Passed by House July 7, 2017

Filed in Office of Secretary of State:

.....M,....., 2017

.....
Tina Kotek, Speaker of House

.....
Dennis Richardson, Secretary of State

SB 844 B BUDGET REPORT and MEASURE SUMMARY

Carrier: Rep. Barker

Joint Committee On Ways and Means

Action Date: 06/28/17

Action: Do Pass the B-Eng bill.

House Vote

Yeas: 11 - Gomberg, Holvey, Huffman, McLane, Nathanson, Rayfield, Smith G, Smith Warner, Stark, Whisnant, Williamson

Senate Vote

Yeas: 12 - DeBoer, Devlin, Frederick, Girod, Hansell, Johnson, Manning Jr, Monroe, Roblan, Steiner Hayward, Thomsen, Winters

Prepared By: Dustin Ball, Department of Administrative Services

Reviewed By: Julie Neburka, Legislative Fiscal Office

**Department of Corrections
2017-19**

Budget Summary

	2015-17 Legislatively Approved Budget	2017-19 Current Service Level	2017-19 Committee Recommendation	Committee Change from 2015-17 Leg. Approved	
				\$ Change	% Change
General Fund	\$ -	\$ -	\$ 275,000	\$ 275,000	100.0%
Other Funds	\$ -	\$ -	\$ 500,000	\$ 500,000	100.0%
Total	\$ -	\$ -	\$ 775,000	\$ 775,000	100.0%

Position Summary

Authorized Positions	0	0	0
Full-time Equivalent (FTE) positions	0.00	0.00	0.00

Summary of Revenue Changes

Senate Bill 844 is funded with a mix of General Fund and Other Funds. The Department of Corrections (DOC) will use existing Other Funds revenue in the amount of \$500,000 to upgrade the current inmate trust accounting and commissary point of sale system. A one-time General Fund appropriation in the amount of \$275,000 is provided for enhancements to the system, which will allow for the tracking of each inmate’s court-ordered financial obligations and the withholding of funds.

Summary of Public Safety Subcommittee Action

Senate Bill 844 authorizes DOC to collect certain amounts of an inmate’s trust account for a transitional fund and for the payment of court-ordered financial obligations. The bill specifies the percentage of funds the department may collect from an inmate’s trust account and establishes the priority tier system for payment of court-ordered financial obligations. The Department of Justice and the Oregon Judicial Department are directed to provide DOC with an account of each inmate’s court-ordered financial obligations and to apply funds received from DOC to those obligations.

The Subcommittee provided \$500,000 in one-time Other Funds expenditure limitation for the upgrade of the department’s current inmate trust accounting and commissary point of sale system. Additionally, a \$275,000 one-time General Fund appropriation was provided for enhancements to the system, which will allow for the tracking of each inmate’s court-ordered financial obligations and the withholding of funds.

DETAIL OF JOINT COMMITTEE ON WAYS AND MEANS ACTION

Department of Corrections
Dustin Ball -- 503-378-3119

DESCRIPTION	GENERAL FUND	LOTTERY FUNDS	OTHER FUNDS		FEDERAL FUNDS		TOTAL ALL FUNDS	POS	FTE
			LIMITED	NONLIMITED	LIMITED	NONLIMITED			
<u>SUBCOMMITTEE RECOMMENDATION</u>									
SCR 004 - Central Administration									
Capital Outlay	\$ -	\$ -	\$ 500,000	\$ -	\$ -	\$ -	\$ 500,000		
SCR 006 - Administrative Services Division									
Capital Outlay	\$ 275,000	\$ -	\$ -	\$ -	\$ -	\$ -	\$ 275,000		
SUBCOMMITTEE RECOMMENDATION	\$ 275,000	\$ -	\$ 500,000	\$ -	\$ -	\$ -	\$ 775,000		

Enrolled House Bill 5004

Introduced and printed pursuant to House Rule 12.00. Pre-session filed (at the request of Oregon Department of Administrative Services)

CHAPTER

AN ACT

Relating to the financial administration of the Department of Corrections; and declaring an emergency.

Be It Enacted by the People of the State of Oregon:

SECTION 1. There are appropriated to the Department of Corrections, for the biennium beginning July 1, 2017, out of the General Fund, the following amounts, for the following purposes:

- (1) Operations and health services..... \$ 1,067,450,488
- (2) Central administration and administrative services.. \$ 152,543,451
- (3) Offender management and rehabilitation..... \$ 73,425,543
- (4) Community corrections \$ 294,290,629
- (5) Debt service..... \$ 112,749,173
- (6) Capital improvements..... \$ 2,824,471

SECTION 2. Notwithstanding any other law limiting expenditures, the following amounts are established for the biennium beginning July 1, 2017, as the maximum limits for payment of expenses from fees, moneys or other revenues, including Miscellaneous Receipts, but excluding lottery funds and federal funds, collected or received by the Department of Corrections, for the following purposes:

- (1) Operations and health services \$ 14,827,169
- (2) Central administration and administrative services..... \$ 9,578,016
- (3) Offender management and rehabilitation..... \$ 11,056,753
- (4) Community corrections \$ 7,009,979

SECTION 3. Notwithstanding any other law limiting expenditures, the amount of \$4,363,309 is established for the biennium beginning July 1, 2017, as the maximum limit for payment of expenses from federal funds collected or received by the Department of Corrections.

SECTION 4. For the biennium beginning July 1, 2017, expenditures by the Department of Corrections from federal funds for debt service on Build America Bonds are not limited.

SECTION 5. This 2017 Act being necessary for the immediate preservation of the public peace, health and safety, an emergency is declared to exist, and this 2017 Act takes effect July 1, 2017.

Passed by House June 26, 2017

Received by Governor:

.....M,....., 2017

.....
Timothy G. Sekerak, Chief Clerk of House

Approved:

.....M,....., 2017

.....
Tina Kotek, Speaker of House

.....
Kate Brown, Governor

Passed by Senate June 30, 2017

Filed in Office of Secretary of State:

.....M,....., 2017

.....
Peter Courtney, President of Senate

.....
Dennis Richardson, Secretary of State

HB 5004 A BUDGET REPORT and MEASURE SUMMARY

Carrier: Sen. Winters

Joint Committee On Ways and Means

Action Date: 06/21/17

Action: Do pass the A-Eng bill.

Senate Vote

Yeas: 11 - DeBoer, Devlin, Frederick, Girod, Hansell, Manning Jr, Monroe, Roblan, Steiner Hayward, Thomsen, Winters

Nays: 1 - Johnson

House Vote

Yeas: 11 - Gomberg, Holvey, Huffman, McLane, Nathanson, Rayfield, Smith G, Smith Warner, Stark, Whisnant, Williamson

Prepared By: Dustin Ball, Department of Administrative Services

Reviewed By: Julie Neburka, Legislative Fiscal Office

Department of Corrections

2017-19

Budget Summary*

	2015-17	2017-19	2017-19	Committee Change from	
	Legislatively Approved Budget ⁽¹⁾	Current Service Level	Committee Recommendation	2015-17 Leg. Approved	
				\$ Change	% Change
General Fund	\$ 1,469,819,353	\$ 1,604,805,028	\$ 1,587,710,111	\$ 117,890,758	8.0%
General Fund Capital Improvements	\$ 2,723,694	\$ 2,824,471	\$ 2,824,471	\$ 100,777	3.7%
General Fund Debt Service	\$ 127,675,455	\$ 112,749,173	\$ 112,749,173	\$ (14,926,282)	(11.7%)
Other Funds Limited	\$ 39,561,925	\$ 41,597,467	\$ 42,471,917	\$ 2,909,992	7.4%
Other Funds Debt Service	\$ 2,094,636	\$ -	\$ -	\$ (2,094,636)	(100.0%)
Other Funds Nonlimited	\$ 81,739	\$ -	\$ -	\$ (81,739)	(100.0%)
Other Funds Debt Service Nonlimited	\$ 27,086,246	\$ -	\$ -	\$ (27,086,246)	(100.0%)
Federal Funds Limited	\$ 5,710,107	\$ 4,363,309	\$ 4,363,309	\$ (1,346,798)	(23.6%)
Federal Funds Debt Service Nonlimited	\$ 1,119,495	\$ 1,038,513	\$ 1,038,513	\$ (80,982)	(7.2%)
Total	\$ 1,675,872,650	\$ 1,767,377,961	\$ 1,751,157,494	\$ 75,284,844	4.5%

Position Summary

Authorized Positions	4,590	4,636	4,605	15
Full-time Equivalent (FTE) positions	4,517.74	4,603.39	4,572.07	54.33

⁽¹⁾ Includes adjustments through December 2016

* Excludes Capital Construction expenditures

Summary of Revenue Changes

The Department of Corrections (DOC) is supported primarily with General Fund. For the 2017-19 biennium, General Fund of \$1.7 billion makes up approximately 97.2 percent of the recommended budget. Other Funds make up 2.5 percent of the agency's revenues and Federal Funds account for the remaining 0.3 percent. Other Funds are primarily comprised of charges for services from inmate work crews, site commissions paid by telephone service providers and bond proceeds for capital projects. Federal Funds are primarily from the State Criminal Alien Assistance Program grant, which provides a minimal subsidy to the cost of managing undocumented offenders and is used to offset medical costs.

Summary of Public Safety Subcommittee Action

DOC manages and rehabilitates felony offenders sentenced by the courts, to more than 12 months of incarceration. The agency is responsible for the overall security, housing and daily operations of 14 active institutions around the state, as well as providing medical, dental, mental

health and pharmacy services to adults in custody. DOC directly operates the community corrections system in Linn and Douglas counties, while providing pass-through funding for the management and delivery of community corrections operations in the remaining Oregon counties.

The Subcommittee approved a budget of \$1,751,157,494 total funds comprised of \$1,703,283,755 General Fund, \$42,471,917 Other Funds expenditure limitation, \$4,363,309 Federal Funds expenditure limitation and \$1,038,513 Federal Funds Nonlimited, with 4,605 positions (4,572.07 FTE). The budget is a 0.9 percent decrease from the 2017-19 current service level and a 4.5 percent increase from the 2015-17 Legislatively Approved Budget.

Operations Division

The Operations Division is responsible for the overall security, housing and population management of Oregon's felony offenders. It provides a safe, secure environment for adults in custody and for staff to perform their duties and hold offenders accountable for their actions, while reducing the risk of future criminal behavior. Functions of this division include institution operations, security, food service, inmate work programs and inmate transportation.

The Subcommittee approved a budget of \$804,286,463 General Fund, \$14,160,140 Other Funds limitation and includes 3,333 positions (3,316.78 FTE).

Package 080, May 2016 E-Board. This package provides \$5,275,304 General Fund and establishes 22 permanent positions (20.10 FTE) to continue operating 200 permanent prison beds at the Deer Ridge Correctional Institution added by the Emergency Board in May 2016.

Package 114, Behavioral Health Unit. This package provides \$3,143,450 General Fund and establishes 19 permanent positions (16.51 FTE) for additional treatment services and out-of-cell time to reduce isolation and improve the care of seriously mentally ill adults in custody of DOC.

Package 801, LFO Analyst Adjustments. This package reduces General Fund by \$22,440,026, reduces Other Funds limitation by \$913,254 and eliminates 71 positions (65.46 FTE), as a result of adjustments to reduce the agency's mandated caseload funding and for an adjustment to reduce prison operating expenditures due to limited General Fund resources statewide.

Mandated caseload is reduced by \$13,575,026 General Fund and \$913,254 Other Funds limitation for the operation of a second prison for women and also reduced for additional prison beds for men at the Shutter Creek Correctional Institution. Additionally, this package reduces prison operating expenditures by \$8,865,000 and it is assumed the department will manage to this General Fund shortage by closely monitoring position vacancies and other personnel actions, and by reducing expenditures on Services and Supplies.

Central Administration

Central Administration includes the Office of the Director, Inspector General, Chief Financial Officer, Internal Audit, Communications and Government Efficiencies. It provides overall leadership to the agency, develops strategic plans and engages in statewide public safety initiatives. Additionally, the agency budgets all of its State Government Service Charges within Central Administration, which accounts for roughly 43 percent of the program's General Fund.

The Subcommittee approved a budget of \$93,875,874 General Fund, \$1,337,806 Other Funds limitation, \$1,009,796 Federal Funds limitation and 170 positions (168.26 FTE).

Package 080, May 2016 E-Board. This package provides \$161,952 General Fund and establishes one permanent position (1.00 FTE) to continue operating 200 permanent prison beds at the Deer Ridge Correctional Institution added by the Emergency Board in May 2016.

Package 113, Financial Services Enhancement. This package provides \$287,704 Other Funds limitation and establishes two permanent positions (2.00 FTE) to audit, monitor and train agency staff on the use of state procurement cards and to augment the payroll unit staff in order to support payroll functions. Procurement card rebates generate the Other Funds revenue to support these positions.

Package 801, LFO Analyst Adjustments. This package reduces General Fund by \$1,180,230 and eliminates six positions (6.00 FTE) as a result of adjustments to reduce the agency's mandated caseload funding. Mandated caseload is reduced for the operation of a second prison for women and also reduced for additional prison beds for men at the Shutter Creek Correctional Institution.

Administrative Services Division

The Administrative Services Division includes Information Technology Services, Facility Services, Human Resources and Distribution Services. It provides services that are fundamental to the day-to-day operations of the department. Services are provided directly to employees, offenders, volunteers, community corrections and other partner agencies.

The Subcommittee approved a budget of \$58,667,577 General Fund, \$8,240,210 Other Funds limitation and 250 positions (248.49 FTE).

Package 801, LFO Analyst Adjustments. This package reduces General Fund by \$127,964 as a result of adjustments to reduce the agency's mandated caseload funding. Mandated caseload is reduced for the operation of a second prison for women and also reduced for additional prison beds for men at the Shutter Creek Correctional Institution.

Package 814, IT Security Positions Consolidation. This package reduces General Fund by \$501,957 to transfer two Information Technology Positions (2.00 FTE) to the Department of Administrative Services (DAS), Office of the State CIO (OSCIO) pursuant to the Governor's Executive Order Number 16-13, to unify information technology security positions.

Community Corrections

Community Corrections is a function of state government operated in partnership with local, county-operated community corrections agencies. Its corrections supervision, sanctions and programs hold offenders accountable and address the causes of criminal behavior to reduce the risk of present and future criminal behavior. The department provides these services directly, in Linn and Douglas counties, while the remaining counties provide these services at the local level. The department provides grant funding (based on the number of offenders to be managed and their risk levels) to counties for operating their community corrections.

The Subcommittee approved a budget of \$294,290,629 General Fund, \$7,009,979 Other Funds limitation and 74 positions (74.33 FTE).

Package 801, LFO Analyst Adjustments. This package reduces General Fund by \$959,646, to reduce discretionary treatment transition funding in the Community Corrections program due to General Fund limitations statewide. The department has used this funding to support those offenders who have successfully completed one of DOC's six-month intensive residential or outpatient treatment programs with services such as housing, ongoing treatment, mentoring, transportation and incidental items.

Health Services

The Health Services Division provides constitutionally mandated medical, dental, mental health and pharmacy services to the entire offender population around the clock and year-round. It is administratively part of the Operations Division, but has a separate budget unit to help track health care expenditures. Prison health care became a legal requirement in 1976, as the result of a Supreme Court decision in *Estelle v. Gamble*, which held that deliberate indifference to a prison inmate's serious illness or injury constitutes cruel and unusual punishment, which is prohibited by the Eighth Amendment to the US Constitution.

The division provides medical services in a multi-level managed care approach. The behavioral health unit includes services for adults in custody with severe mental illness, the developmentally disabled and those with co-occurring mental/substance abuse disorders. The dental health unit provides preventative and acute care and the pharmacy unit manages pharmaceutical acquisition/distribution and medical supplies.

The Subcommittee approved a budget of \$263,164,025 General Fund, \$667,029 Other Funds limitation, \$3,353,513 Federal Funds limitation and 571 positions (558.60 FTE).

Package 080, May 2016 E-Board. This package provides \$2,510,615 General Fund and establishes six permanent positions (4.00 FTE) to continue operating 200 permanent prison beds at the Deer Ridge Correctional Institution added by the Emergency Board in May 2016.

Package 114, Behavioral Health Unit. This package provides \$3,712,120 General Fund and establishes 14 permanent positions (12.05 FTE) for additional treatment services and out-of-cell time to reduce isolation and improve the care of seriously mentally ill adults in custody of DOC.

Package 801, LFO Analyst Adjustments. This package reduces General Fund by \$6,414,076, as a result of adjustments to reduce the agency's mandated caseload funding and for an adjustment to reduce prison operating expenditures, due to limited General Fund resources statewide.

Mandated caseload is reduced by \$5,279,076 General Fund for the operation of a second prison for women and also reduced for additional prison beds for men at the Shutter Creek Correctional Institution. Additionally, this package reduces prison operating expenditures by \$1,135,000 and it is assumed the department will manage to this General Fund shortage by closely monitoring position vacancies and other personnel actions, and by reducing expenditures on Services and Supplies.

Package 802, Program Alignment. This package reduces General Fund by \$1,173,004 to transfer the Chronic Disease Self-Management Program and two positions (2.00 FTE) from the Health Services Division to the Offender Management and Rehabilitation Division. This preventative education program provides services to adults in custody with chronic diseases. As the program is primarily focused on education, it should be budgeted and housed with the department's other education and training programs.

Offender Management and Rehabilitation

The Offender Management and Rehabilitation program manages the agency's mission in reducing the risk of future criminal conduct. The division affects all adults in custody and encompasses nine units that oversee an offender's success from admission to release by using dynamic case management strategies involving the offender. It is tasked with guiding and targeting corrections interventions and enhancing linkages to community-based networks of support. The division includes Intake, Offender Information and Sentence Computation, Office of Population Management, Programs and Services, Education and Training, Religious and Victim Services, Inmate Services and Re-Entry/Release Services.

The Subcommittee approved a budget of \$73,425,543 General Fund, \$11,056,753 Other Funds limitation and 207 positions (205.61 FTE).

Package 080, May 2016 E-Board. This package provides \$1,192,061 General Fund and establishes four permanent positions (4.00 FTE) to continue operating 200 permanent prison beds at the Deer Ridge Correctional Institution added by the Emergency Board in May 2016.

Package 101, FCC Ruling Impact. This package provides \$1,500,000 in one-time Other Funds limitation to restore a portion of the site commission revenue from the inmate telephone system eliminated in the agency's requested budget, pending expiration of the current inmate telephone system contract. Regardless of the vendor selected to provide inmate telephone services in the future, the payment of site commissions to the department is unlikely. This revenue is considered to be one-time for the 2017-19 biennium and will support expenditures from the Inmate Welfare Fund for education, alcohol and drug treatment programs and recreational programming in prisons.

Package 801, LFO Analyst Adjustments. This package reduces General Fund by \$1,466,520 and eliminates two positions (2.00 FTE) as a result of adjustments to reduce the agency's mandated caseload funding. Mandated caseload is reduced for the operation of a second prison for women and also reduced for additional prison beds for men at the Shutter Creek Correctional Institution.

Package 802, Program Alignment. This package increases General Fund by \$1,173,004 to transfer the Chronic Disease Self-Management Program and two positions (2.00 FTE) from the Health Services Division to the Offender Management and Rehabilitation Division. This preventative education program provides services to adults in custody with chronic diseases. As the program is primarily focused on education, it should be budgeted and housed with the department's other education and training programs.

Debt Service

Debt Service is the obligation to repay the principal and interest on funds borrowed through the sale of Certificates of Participation (COPs) and bonds. Proceeds generated by the sales of COPs and bonds are used to construct and improve correctional facilities. Repayment periods range, depending on the nature and value of the project. Bond proceeds are also used for the purchase of property, design costs, siting costs, major improvements or upgrades of existing facilities and the staff costs associated with the construction and improvement of facilities.

The Subcommittee approved a budget of \$112,749,173 General Fund and \$1,038,513 Federal Funds Nonlimited.

Capital Improvements

Capital Improvements includes maintenance, repair, replacement or adaption of a facility. These projects must be less than \$1.0 million, otherwise they are categorized as capital construction. The department is responsible for maintaining roughly 325 owned buildings and over 5.4 million square feet of space. This program allows the agency to perform the most critical and immediate protection activities on its real property assets.

The Subcommittee approved a budget of \$2,824,471 General Fund.

Summary of Performance Measure Action

See attached Legislatively Adopted 2017-19 Key Performance Measures form.

DETAIL OF JOINT COMMITTEE ON WAYS AND MEANS ACTION

Oregon Department of Corrections
Dustin Ball -- 503-378-3119

DESCRIPTION	GENERAL FUND	LOTTERY FUNDS	OTHER FUNDS		FEDERAL FUNDS		TOTAL ALL FUNDS	POS	FTE
			LIMITED	NONLIMITED	LIMITED	NONLIMITED			
2015-17 Legislatively Approved Budget at Dec 2016 *	\$ 1,600,218,502	\$ -	\$ 41,656,561	\$ 27,167,985	\$ 5,710,107	\$ 1,119,495	\$ 1,675,872,650	4,590	4,517.74
2017-19 Current Service Level (CSL)*	\$ 1,720,378,672	\$ -	\$ 41,597,467	\$ -	\$ 4,363,309	\$ 1,038,513	\$ 1,767,377,961	4,636	4,603.39
SUBCOMMITTEE ADJUSTMENTS (from CSL)									
SCR 003 - Operations Division									
Package 080: May 2016 E-Board									
Personal Services	\$ 3,610,770	\$ -	\$ -	\$ -	\$ -	\$ -	\$ 3,610,770	22	20.10
Services and Supplies	\$ 1,664,534	\$ -	\$ -	\$ -	\$ -	\$ -	\$ 1,664,534		
Package 114 : Behavioral Health Unit									
Personal Services	\$ 2,791,655	\$ -	\$ -	\$ -	\$ -	\$ -	\$ 2,791,655	19	16.51
Services and Supplies	\$ 351,795	\$ -	\$ -	\$ -	\$ -	\$ -	\$ 351,795		
Package 801 : LFO Analyst Adjustments									
Personal Services	\$ (11,900,122)	\$ -	\$ -	\$ -	\$ -	\$ -	\$ (11,900,122)	(71)	(65.46)
Services and Supplies	\$ (10,539,904)	\$ -	\$ (913,254)	\$ -	\$ -	\$ -	\$ (11,453,158)		
SCR 004 - Central Administration									
Package 080: May 2016 E-Board									
Personal Services	\$ 149,240	\$ -	\$ -	\$ -	\$ -	\$ -	\$ 149,240	1	1.00
Services and Supplies	\$ 12,712	\$ -	\$ -	\$ -	\$ -	\$ -	\$ 12,712		
Package 113: Financial Services Enhancement									
Personal Services	\$ -	\$ -	\$ 253,290	\$ -	\$ -	\$ -	\$ 253,290	2	2.00
Services and Supplies	\$ -	\$ -	\$ 34,414	\$ -	\$ -	\$ -	\$ 34,414		
Package 801 : LFO Analyst Adjustments									
Personal Services	\$ (871,346)	\$ -	\$ -	\$ -	\$ -	\$ -	\$ (871,346)	(6)	(6.00)
Services and Supplies	\$ (308,884)	\$ -	\$ -	\$ -	\$ -	\$ -	\$ (308,884)		
SCR 006 - Administrative Services Division									
Package 801 : LFO Analyst Adjustments									
Services and Supplies	\$ (127,964)	\$ -	\$ -	\$ -	\$ -	\$ -	\$ (127,964)		
Package 814 : IT Security Positions Consolidation									
Personal Services	\$ (467,543)	\$ -	\$ -	\$ -	\$ -	\$ -	\$ (467,543)	(2)	(2.00)
Services and Supplies	\$ (34,414)	\$ -	\$ -	\$ -	\$ -	\$ -	\$ (34,414)		
SCR 009 - Community Corrections									
Package 801 : LFO Analyst Adjustments									
Services and Supplies	\$ (959,646)	\$ -	\$ -	\$ -	\$ -	\$ -	\$ (959,646)		
SCR 010 - Health Services									
Package 080: May 2016 E-Board									
Personal Services	\$ 1,052,570	\$ -	\$ -	\$ -	\$ -	\$ -	\$ 1,052,570	6	4.00
Services and Supplies	\$ 1,458,045	\$ -	\$ -	\$ -	\$ -	\$ -	\$ 1,458,045		

DESCRIPTION	GENERAL FUND	LOTTERY FUNDS	OTHER FUNDS		FEDERAL FUNDS		TOTAL ALL FUNDS	POS	FTE	
			LIMITED	NONLIMITED	LIMITED	NONLIMITED				
Package 114: Behavioral Health Unit										
Personal Services	\$ 2,706,659	\$ -	\$ -	\$ -	\$ -	\$ -	\$ 2,706,659	14	12.05	
Services and Supplies	\$ 1,005,461	\$ -	\$ -	\$ -	\$ -	\$ -	\$ 1,005,461			
Package 801 : LFO Analyst Adjustments										
Personal Services	\$ (3,874,530)	\$ -	\$ -	\$ -	\$ -	\$ -	\$ (3,874,530)	(18)	(15.52)	
Services and Supplies	\$ (2,539,546)	\$ -	\$ -	\$ -	\$ -	\$ -	\$ (2,539,546)			
Package 802 : Program Alignment										
Personal Services	\$ (428,437)	\$ -	\$ -	\$ -	\$ -	\$ -	\$ (428,437)	(2)	(2.00)	
Services and Supplies	\$ (744,567)	\$ -	\$ -	\$ -	\$ -	\$ -	\$ (744,567)			
SCR 011 - Offender Management and Rehabilitation										
Package 080: May 2016 E-Board										
Personal Services	\$ 761,709	\$ -	\$ -	\$ -	\$ -	\$ -	\$ 761,709	4	4.00	
Services and Supplies	\$ 430,352	\$ -	\$ -	\$ -	\$ -	\$ -	\$ 430,352			
Package 101: FCC Ruling Impact										
Services and Supplies	\$ -	\$ -	\$ 1,500,000	\$ -	\$ -	\$ -	\$ 1,500,000			
Package 801 : LFO Analyst Adjustments										
Personal Services	\$ (361,378)	\$ -	\$ -	\$ -	\$ -	\$ -	\$ (361,378)	(2)	(2.00)	
Services and Supplies	\$ (1,105,142)	\$ -	\$ -	\$ -	\$ -	\$ -	\$ (1,105,142)			
Package 802 : Program Alignment										
Personal Services	\$ 428,437	\$ -	\$ -	\$ -	\$ -	\$ -	\$ 428,437	2	2.00	
Services and Supplies	\$ 744,567	\$ -	\$ -	\$ -	\$ -	\$ -	\$ 744,567			
TOTAL ADJUSTMENTS	\$ (17,094,917)	\$ -	\$ 874,450	\$ -	\$ -	\$ -	\$ (16,220,467)	(31)	(31.32)	
SUBCOMMITTEE RECOMMENDATION *	\$ 1,703,283,755	\$ -	\$ 42,471,917	\$ -	\$ 4,363,309	\$ 1,038,513	\$ 1,751,157,494	4,605	4,572.07	
% Change from 2015-17 Leg Approved Budget	6.4%	0.0%	2.0%	(100.0%)	(23.6%)	(7.2%)	4.5%	0.3%	1.2%	
% Change from 2017-19 Current Service Level	(1.0%)	0.0%	2.1%	0.0%	0.0%	0.0%	(0.9%)	(0.7%)	(0.7%)	

*Excludes Capital Construction Expenditures

Legislatively Approved 2017 - 2019 Key Performance Measures

Published: 6/13/2017 4:42:43 PM

Agency: Corrections, Department of

Mission Statement:

The mission of the Oregon Department of Corrections is to promote public safety by holding offenders accountable for their actions and reducing the risk of future criminal behavior.

Legislatively Approved KPMs	Metrics	Agency Request	Last Reported Result	Target 2018	Target 2019
1. Percentage of inmates in compliance with 40-hour work/education requirements of the constitution (Ballot Measure 17).		Approved	69%	80%	80%
2. Percentage of high and medium-risk inmates that complete a program prioritized in their corrections plan.		Approved	78.10%	75%	80%
3. Percent of offenders on post-prison supervision convicted of a felony within three years of release from prison.		Approved	30.40%	30%	30%
4. The rate of Class 1 assaults on individual staff per month (rate per 1000 employees).		Approved	1.31	1.50	1.50
5. The rate of inmate walk-a-ways from outside work crews per month.		Approved	0.50	1	1
6. Reduce all Energy Usage - Reduce the annual average electricity, propane, geothermal, diesel and natural gas usage. Measure on a monthly kBtu/square foot basis.		Approved	No Data	151.49	148.12
7. Number of inmates sanctioned for Level 1 misconducts (monthly average/1,000 inmates).		Approved	9.86	9.30	9.30
8. The number of escapes per year from secure-custody facilities (armed perimeter).		Approved	No Data	0	0
9. The number of escapes from DOC unarmed perimeter facilities.		Approved	4	0	0
10. Percent of inmates who successfully complete transitional leave.		Approved	92.40%	90%	92%
11. Customer Service - Percent of customers rating their satisfaction with the agency customer service as "good" or "excellent": overall customer service, timeliness, accuracy, helpfulness, expertise and availability of information.	1) Expertise	Approved	66.80%	80%	80%
	2) Accuracy		67.80%	80%	80%
	3) Helpfulness		52.90%	80%	80%
	4) Timeliness		55.30%	80%	80%
	5) Availability of Information		64.90%	80%	80%
	6) Overall		55.50%	80%	80%
12. Percent of total inmate care encounters that occur offsite.		Approved	0.78	1	1
13. Number of workers compensation time loss days per 100 employees on a fiscal year basis.		Approved	77	66.15	66.15
6. Reduce the annual average electricity and natural gas usage. Measure on a BTU per square foot basis.		Legislatively Deleted	12,379	14,270	0

LFO Recommendation:

The Legislative Fiscal Office recommends the Key Performance Measures and targets as presented.

The target for KPM #2 is recommended to be modestly increased to reflect the agency's steadily increasing success in program completion by offenders with the highest risk to reoffend. LFO notes that programs eliminated through budget reductions may make it more difficult for the agency to consistently achieve the current level of results.

KPM #6 is proposed to be updated by adding additional sources of energy - propane, geothermal, and diesel - to be monitored and factored into the agency's overall energy reduction goals. Statewide, the goal is to reduce energy use in state-owned buildings by 20% by the year 2023. Energy reduction data are reported to and monitored by the Oregon Department of Energy.

SubCommittee Action:

The subcommittee approved the key performance measures, as modified by the LFO recommendations.

Enrolled House Bill 5006

Introduced and printed pursuant to House Rule 12.00. Pre-session filed (at the request of Oregon Department of Administrative Services)

CHAPTER

AN ACT

Relating to state financial administration; and declaring an emergency.

Be It Enacted by the People of the State of Oregon:

SECTION 1. In addition to and not in lieu of any other appropriation, there is appropriated to the Emergency Board, for the biennium beginning July 1, 2017, out of the General Fund, the amount of \$50,000,000 for the purposes for which the Emergency Board lawfully may allocate funds.

SECTION 2. (1) In addition to and not in lieu of any other appropriation, there is appropriated to the Emergency Board, for the biennium beginning July 1, 2017, out of the General Fund, the amount of \$100,000,000, to be allocated to state agencies for state employee compensation changes for the biennium beginning July 1, 2017.

(2) If any of the moneys appropriated by subsection (1) of this section are not allocated by the Emergency Board prior to December 1, 2018, the moneys remaining on that date become available for any purpose for which the Emergency Board lawfully may allocate funds.

SECTION 3. (1) In addition to and not in lieu of any other appropriation, there is appropriated to the Emergency Board, for the biennium beginning July 1, 2017, out of the General Fund, the amount of \$10,000,000, to be allocated to state agencies for compensation changes driven by collective bargaining for workers who are not state employees.

(2) If any of the moneys appropriated by subsection (1) of this section are not allocated by the Emergency Board prior to December 1, 2018, the moneys remaining on that date become available for any purpose for which the Emergency Board lawfully may allocate funds.

SECTION 4. In addition to and not in lieu of any other appropriation, there are appropriated to the Oregon Department of Administrative Services, for the biennium beginning July 1, 2017, out of the General Fund, the following amounts for the following purposes:

(1) Bradshaw Drop	Irrigation Canal project.....	\$ 1,895,000
(2) Medford Holly Theatre	restoration	\$ 1,000,000
(3) Harry and David	Baseball Park.....	\$ 750,000
(4) Vietnam Wall Replica	project in Medford	\$ 250,000
(5) Cities of Turner, Aumsville	and Salem flood mitigation.....	\$ 40,000

SECTION 5. Notwithstanding any other provision of law, the General Fund appropriation made to the Oregon Department of Administrative Services by section 1 (4), chapter ___, Oregon Laws 2017 (Enrolled House Bill 5002), for the biennium beginning July 1, 2017, is increased by \$150,000 for the Oregon Historical Society.

SECTION 6. Notwithstanding any other law limiting expenditures, the limitation on expenditures established by section 4, chapter ___, Oregon Laws 2017 (Enrolled House Bill 5002), for the biennium beginning July 1, 2017, as the maximum limit for payment of expenses from lottery moneys allocated from the Administrative Services Economic Development Fund to the Oregon Department of Administrative Services is increased by \$180,000 for distribution for county fairs.

SECTION 7. (1) Notwithstanding any other provision of law, the General Fund appropriation made to the State Department of Fish and Wildlife by section 1 (1), chapter ___, Oregon Laws 2017 (Enrolled House Bill 5010), for the biennium beginning July 1, 2017, for the Fish Division, is increased by \$650,000 for the Western Oregon Stream Restoration Program.

(2) Notwithstanding any other provision of law, the General Fund appropriation made to the State Department of Fish and Wildlife by section 1 (1), chapter ___, Oregon Laws 2017 (Enrolled House Bill 5010), for the biennium beginning July 1, 2017, for the Fish Division, is increased by \$250,000 to implement the Integrated Water Resources Strategy.

(3) Notwithstanding any other provision of law, the General Fund appropriation made to the State Department of Fish and Wildlife by section 1 (2), chapter ___, Oregon Laws 2017 (Enrolled House Bill 5010), for the biennium beginning July 1, 2017, for the Wildlife Division, is increased by \$425,000 for sage grouse conservation activities.

SECTION 8. (1) Notwithstanding any other provision of law, the General Fund appropriation made to the Higher Education Coordinating Commission by section 1 (11), chapter ___, Oregon Laws 2017 (Enrolled Senate Bill 5524), for the biennium beginning July 1, 2017, for the Agricultural Experiment Station and the branch extension stations of Oregon State University, is increased by \$120,000 for a position at the North Willamette Research and Extension Center.

SECTION 9. In addition to and not in lieu of any other appropriation, there is appropriated to the Higher Education Coordinating Commission for use by Oregon Institute of Technology, for the biennium beginning July 1, 2017, out of the General Fund, the amount of \$500,000 for the operations of the Renewable Energy Center.

SECTION 10. Notwithstanding any other provision of law, the General Fund appropriation made to the Legislative Administration Committee by section 1 (1), chapter ___, Oregon Laws 2017 (Enrolled House Bill 5017), for the biennium beginning July 1, 2017, is increased by \$5,145,277 for security enhancements for the Oregon State Capitol.

SECTION 11. Notwithstanding any other provision of law, the General Fund appropriation made to the Water Resources Department by section 1 (2), chapter ___, Oregon Laws 2017 (Enrolled Senate Bill 5542), for the biennium beginning July 1, 2017, is increased by \$33,677 for the payment of personal services costs associated with the establishment of assistant watermaster and administrative support positions in Umatilla County.

SECTION 12. Notwithstanding any other law limiting expenditures, the limitation on expenditures established by section 3 (2), chapter ___, Oregon Laws 2017 (Enrolled Senate Bill 5542), for the biennium beginning July 1, 2017, as the maximum limit for payment of expenses from fees, moneys or other revenues, including Miscellaneous Receipts and including federal funds received under cooperative agreements with or contracts from the Bureau of Reclamation of the United States Department of the Interior, the United States Army Corps of

Engineers, the United States Geological Survey, the Bonneville Power Administration and the National Fish and Wildlife Foundation, but excluding lottery funds and federal funds not described in section 3, chapter ___, Oregon Laws 2017 (Enrolled Senate Bill 5542), collected or received by the Water Resources Department, for field services is decreased by \$333,677.

NOTE: Section 13 was deleted by amendment. Subsequent sections were not renumbered.

SECTION 14. Notwithstanding any other provision of law, the limitation on expenditures established by section 5 (2), chapter 761, Oregon Laws 2015, for the biennium ending June 30, 2017, as the maximum limit for payment of expenses from fees, moneys or other revenues, including Miscellaneous Receipts and federal funds received as reimbursement from the United States Department of Transportation, but excluding lottery funds and federal funds not described in section 5, chapter 761, Oregon Laws 2015, collected or received by the Department of Transportation is increased by \$10,000,000 for maintenance and emergency relief programs for costs associated with winter storms.

SECTION 15. Notwithstanding any other provision of law, the limitation on expenditures established by section 5 (4), chapter 761, Oregon Laws 2015, for the biennium ending June 30, 2017, as the maximum limit for payment of expenses from fees, moneys or other revenues, including Miscellaneous Receipts and federal funds received as reimbursement from the United States Department of Transportation, but excluding lottery funds and federal funds not described in section 5, chapter 761, Oregon Laws 2015, collected or received by the Department of Transportation is increased by \$10,000,000 for the bridge program for increased project payout.

SECTION 16. Notwithstanding any other provision of law, the limitation on expenditures established by section 5 (5), chapter 761, Oregon Laws 2015, for the biennium ending June 30, 2017, as the maximum limit for payment of expenses from fees, moneys or other revenues, including Miscellaneous Receipts and federal funds received as reimbursement from the United States Department of Transportation, but excluding lottery funds and federal funds not described in section 5, chapter 761, Oregon Laws 2015, collected or received by the Department of Transportation is increased by \$8,000,000 for the operations program for increased project payout.

SECTION 17. Notwithstanding any other provision of law, the limitation on expenditures established by section 5 (6), chapter 761, Oregon Laws 2015, for the biennium ending June 30, 2017, as the maximum limit for payment of expenses from fees, moneys or other revenues, including Miscellaneous Receipts and federal funds received as reimbursement from the United States Department of Transportation, but excluding lottery funds and federal funds not described in section 5, chapter 761, Oregon Laws 2015, collected or received by the Department of Transportation is increased by \$15,000,000 for the modernization program for increased project payout.

SECTION 18. Notwithstanding any other provision of law, the limitation on expenditures established by section 5 (7), chapter 761, Oregon Laws 2015, for the biennium ending June 30, 2017, as the maximum limit for payment of expenses from fees, moneys or other revenues, including Miscellaneous Receipts and federal funds received as reimbursement from the United States Department of Transportation, but excluding lottery funds and federal funds not described in section 5, chapter 761, Oregon Laws 2015, collected or received by the Department of Transportation is increased by \$2,500,000 for special programs for implementation of an ADA-related settlement agreement.

SECTION 19. Notwithstanding any other provision of law, the limitation on expenditures established by section 6 (4), chapter 761, Oregon Laws 2015, for the biennium ending June 30, 2017, as the maximum limit for payment of expenses from federal funds other than those described in section 5, chapter 761, Oregon Laws 2015, collected or received by the Department of Transportation is increased by \$8,100,000 for public transit to complete commitments carried over from the 2013-15 biennium.

SECTION 20. Notwithstanding any other provision of law, the limitation on expenditures established by section 4 (15), chapter ___, Oregon Laws 2017 (Enrolled Senate Bill 5540), for the biennium beginning July 1, 2017, as the maximum limit for payment of expenses from fees, moneys or other revenues, including Miscellaneous Receipts and federal funds received as reimbursement from the United States Department of Transportation, but excluding lottery funds and federal funds not described in section 4, chapter ___, Oregon Laws 2017 (Enrolled Senate Bill 5540), collected or received by the Department of Transportation is decreased by \$406,813 for central services.

SECTION 21. Notwithstanding any other provision of law, the limitation on expenditures established by section 4 (11), chapter ___, Oregon Laws 2017 (Enrolled Senate Bill 5540), for the biennium beginning July 1, 2017, as the maximum limit for payment of expenses from fees, moneys or other revenues, including Miscellaneous Receipts and federal funds received as reimbursement from the United States Department of Transportation, but excluding lottery funds and federal funds not described in section 4, chapter ___, Oregon Laws 2017 (Enrolled Senate Bill 5540), collected or received by the Department of Transportation is increased by \$30,433,693 for transportation program development for the Connect Oregon program.

SECTION 22. Notwithstanding any other provision of law, the General Fund appropriation established for the Land Use Board of Appeals by section 1, chapter 536, Oregon Laws 2017 (Enrolled Senate Bill 5528), for the biennium beginning July 1, 2017, is increased by \$11,650 for position actions.

NOTE: Section 23 was deleted by amendment. Subsequent sections were not renumbered.

SECTION 24. Notwithstanding any other law limiting expenditures, the limitation on expenditures established by section 2, chapter ___, Oregon Laws 2017 (Enrolled House Bill 5012), for the biennium beginning July 1, 2017, as the maximum limit for payment of expenditures for operations from fees, moneys or other revenues, including Miscellaneous Receipts and federal funds from the United States Department of Housing and Urban Development for contract services, but excluding lottery funds and federal funds not described in section 2, chapter ___, Oregon Laws 2017 (Enrolled House Bill 5012), collected or received by the Housing and Community Services Department, is increased by \$1,090,000 for the cost of issuance of bonds for affordable housing through the Local Innovation and Fast Track housing program.

SECTION 25. Notwithstanding any other provision of law, the General Fund appropriation made to the Housing and Community Services Department by section 1, chapter ___, Oregon Laws 2017 (Enrolled House Bill 5012), for the biennium beginning July 1, 2017, is increased by \$141,218 for payment of expenses related to the development of affordable housing for low income households funded with proceeds from bonds issued under the authority of Article XI-Q of the Oregon Constitution through the Local Innovation and Fast Track Housing Program.

SECTION 26. Notwithstanding any other law limiting expenditures, the limitation on expenditures established by section 2, chapter ___, Oregon Laws 2017 (Enrolled House Bill 5012), for the biennium beginning July 1, 2017, as the maximum limit for payment of expenses for operations from fees, moneys or other revenues, including Miscellaneous Receipts and federal funds from the United States Department of Housing and Urban Development for contract services, but excluding lottery funds and federal funds not described in section 2, chapter ___, Oregon Laws 2017 (Enrolled House Bill 5012), collected or received by the Housing and Community Services Department, is increased by \$25,395,235 for preservation of existing affordable housing and cost of bond issuance.

SECTION 27. Notwithstanding any other provision of law, the General Fund appropriation made to the Bureau of Labor and Industries, by section 1, chapter 509, Oregon Laws 2017 (Enrolled House Bill 5016), for the biennium beginning July 1, 2017, is increased by \$413,787 for investigation and enforcement provisions and employer education activities related to

employer work schedule requirements under chapter _____, Oregon Laws 2017 (Enrolled Senate Bill 828).

NOTE: Section 28 was deleted by amendment. Subsequent sections were not renumbered.

SECTION 29. Notwithstanding any other law limiting expenditures, the limitation on expenditures established by section 3 (1), chapter _____, Oregon Laws 2017 (Enrolled House Bill 5039), for the biennium beginning July 1, 2017, as the maximum limit for payment of expenses from fees, moneys or other revenues, including Miscellaneous Receipts and the Oregon War Veterans' Bond Sinking Account, but excluding lottery funds and federal funds, collected or received by the Department of Veterans' Affairs is increased by \$310,000 for costs of issuance of general obligation bonds.

SECTION 30. Notwithstanding any other provision of law, the General Fund appropriation made to the State Library by section 1, chapter 510, Oregon Laws 2017 (Enrolled House Bill 5018), for the biennium beginning July 1, 2017, is increased by \$197,488 for the Ready to Read grant program.

SECTION 31. In addition to and not in lieu of any other appropriation, there is appropriated to the Higher Education Coordinating Commission for use by Oregon State University, for the biennium beginning July 1, 2017, out of the General Fund, the amount of \$570,000 for the Molluscan Broodstock Program at the Hatfield Marine Science Center in conjunction with the Whiskey Creek Shellfish Hatchery.

SECTION 32. In addition to and not in lieu of any other appropriation, there is appropriated to the Higher Education Coordinating Commission for use by Oregon State University, for the biennium beginning July 1, 2017, out of the General Fund, the amount of \$280,000, which may be expended for monitoring the effects of ocean acidification and conducting ocean acidification research at the Whiskey Creek Shellfish Hatchery.

SECTION 33. Notwithstanding any other law limiting expenditures, the amount of \$16,573,792 is established for the biennium beginning July 1, 2017, as the maximum limit for payment of expenses from fees, moneys or other revenues, including Miscellaneous Receipts and reimbursements from federal service agreements, but excluding lottery funds and federal funds not described in this section, collected or received by the Department of Justice, for the child support enforcement automated system in the child support enforcement automated program.

SECTION 34. Notwithstanding any other provision of law, the General Fund appropriation made to the Department of Justice by section 1 (7), chapter _____, Oregon Laws 2017 (Enrolled House Bill 5015), for the biennium beginning July 1, 2017, is increased by \$3,391,920 for capital debt service and related costs for outstanding general obligation bonds sold pursuant to Article XI-Q of the Oregon Constitution for the child support enforcement automated system in the debt service and related costs program.

SECTION 35. Notwithstanding any other law limiting expenditures, the amount of \$317,367 is established for the biennium beginning July 1, 2017, as the maximum limit for payment of expenses for the costs of issuance of general obligation bonds sold pursuant to Article XI-Q of the Oregon Constitution from fees, moneys or other revenues, including Miscellaneous Receipts and reimbursements from federal service agreements, but excluding lottery funds and federal funds not described in this section, collected or received by the Department of Justice for the capital debt service and related costs program for the child support enforcement automated system in the debt service and related costs program.

SECTION 36. Notwithstanding any other law limiting expenditures, the amount of \$32,136,210 is established for the biennium beginning July 1, 2017, as the maximum limit for payment of expenses for the child support enforcement automated system in the child support enforcement automated program from federal funds, other than those described in section 33 of this 2017 Act, collected or received by the Department of Justice.

SECTION 37. Notwithstanding any other law limiting expenditures, the limitation on expenditures established by section 2 (3), chapter _____, Oregon Laws 2017 (Enrolled House Bill

5015), for the biennium beginning July 1, 2017, as the maximum limit for payment of expenses from fees, moneys or other revenues, including Miscellaneous Receipts, but excluding lottery funds and federal funds, collected or received by the Department of Justice, is increased by \$6,916,041 for juvenile dependency representation in the Civil Enforcement program.

SECTION 38. Notwithstanding any other law limiting expenditures, the limitation on expenditures established by section 2 (3), chapter ___, Oregon Laws 2017 (Enrolled House Bill 5015), for the biennium beginning July 1, 2017, as the maximum limit for payment of expenses from fees, moneys or other revenues, including Miscellaneous Receipts, but excluding lottery funds and federal funds, collected or received by the Department of Justice, is increased by \$123,932 for the Civil Enforcement program for expenses related to chapter ___, Oregon Laws 2017 (Enrolled Senate Bill 243).

NOTE: Section 39 was deleted by amendment. Subsequent sections were not renumbered.

SECTION 40. In addition to and not in lieu of any other appropriation, there is appropriated to the Department of Revenue, for the biennium beginning July 1, 2017, out of the General Fund, the amount of \$1,060,000 for the core system replacement project.

SECTION 41. Notwithstanding any other law limiting expenditures, the amount of \$8,383,109 is established for the biennium beginning July 1, 2017, as the maximum limit for payment of expenses for the core system replacement program from fees, moneys or other revenues, including Miscellaneous Receipts and reimbursements from federal service agreements, but excluding lottery funds and federal funds not described in this section, collected or received by the Department of Revenue.

SECTION 42. In addition to and not in lieu of any other appropriation, the General Fund appropriation made to the Department of Revenue by section 1 (6), chapter ___, Oregon Laws 2017 (Enrolled Senate Bill 5535), for the biennium beginning July 1, 2017, is increased by \$796,311 for capital debt service and related costs for outstanding general obligation bonds sold pursuant to Article XI-Q of the Oregon Constitution for the core system replacement program.

SECTION 43. Notwithstanding any other law limiting expenditures, the amount of \$73,056 is established for the biennium beginning July 1, 2017, as the maximum limit for payment of expenses for the costs of issuance of general obligation bonds sold pursuant to Article XI-Q of the Oregon Constitution from fees, moneys or other revenues, including Miscellaneous Receipts and reimbursements from federal service agreements, but excluding lottery funds and federal funds not described in this section, collected or received by the Department of Revenue for the capital debt service and related costs program for the core system replacement program.

SECTION 44. Notwithstanding any other law limiting expenditures, the limitation on expenditures established by section 1 (2), chapter ___, Oregon Laws 2017 (Enrolled Senate Bill 5534), for the biennium beginning July 1, 2017, as the maximum limit for payment of expenses from fees, moneys or other revenues, including Miscellaneous Receipts, but excluding lottery funds and federal funds, collected or received by the Public Employees Retirement System, is increased by \$209,443 for the Financial and Administrative Services Division.

SECTION 45. Notwithstanding any other provision of law, the General Fund appropriation made to the Department of Education by section 1, chapter ___, Oregon Laws 2017 (Enrolled Senate Bill 5517), for the biennium beginning July 1, 2017, for the State School Fund, is decreased by \$30,372,945.

SECTION 46. Notwithstanding any other law limiting expenditures, the limitation on expenditures established by section 2, chapter ___, Oregon Laws 2017 (Enrolled Senate Bill 5517), for the biennium beginning July 1, 2017, as the maximum limit for payment of expenses from lottery moneys allocated from the Administrative Services Economic Development Fund to the Department of Education for the State School Fund is increased by \$12,465,745.

SECTION 47. Notwithstanding any other law limiting expenditures, the limitation on expenditures established by section 3, chapter ___, Oregon Laws 2017 (Enrolled Senate Bill

5517), for the biennium beginning July 1, 2017, as the maximum limit for payment of expenses by the Department of Education from fees, moneys or other revenues, including Miscellaneous Receipts, but excluding lottery funds and federal funds, collected or received by the Department of Education for the State School Fund, is increased by \$17,907,200.

NOTE: Section 48 was deleted by amendment. Subsequent sections were not renumbered.

SECTION 49. Notwithstanding any other law limiting expenditures, the limitation on expenditures established by section 6 (1), chapter ___, Oregon Laws 2017, (Enrolled Senate Bill 5524), for the biennium beginning July 1, 2017, as the maximum limit for payment of expenses from fees, moneys or other revenues, including Miscellaneous Receipts, but excluding lottery funds, federal funds and funds described in sections 9 and 10, chapter ___, Oregon Laws 2017 (Enrolled Senate Bill 5524), collected or received by the Higher Education Coordinating Commission, is increased by \$6,831,534 for the costs of issuing bonds on behalf of community colleges and public universities.

SECTION 50. In addition to and not in lieu of any other appropriation, there is appropriated to the Higher Education Coordinating Commission, for the biennium beginning July 1, 2017, out of the General Fund, the amount of \$1,200,000 for a grant to Eastern Oregon University for the information technology equipment facility project.

SECTION 51. In addition to and not in lieu of any other appropriation, there is appropriated to the Higher Education Coordinating Commission, for the biennium beginning July 1, 2017, out of the General Fund, the amount of \$490,000 for a grant to Oregon State University for the renovation of the Graduate and Research Center at the Cascades Campus.

SECTION 52. In addition to and not in lieu of any other appropriation, there is appropriated to the Department of Education, for the biennium beginning July 1, 2017, out of the General Fund, the amount of \$480,517 for debt service on general obligation bonds issued under Article XI-Q of the Oregon Constitution for replacement and repair of roofs, and for Americans with Disabilities Act compliance projects at the Oregon School for the Deaf.

SECTION 53. Notwithstanding any other law limiting expenditures, the limitation on expenditures established by section 3 (1), chapter ___, Oregon Laws 2017, (Enrolled Senate Bill 5516), for the biennium beginning July 1, 2017, as the maximum limit for payment of expenses, other than expenses described in sections 6 and 10, chapter ___, Oregon Laws 2017 (Enrolled Senate Bill 5516), from fees, moneys or other revenues, including Miscellaneous Receipts, but excluding lottery funds and federal funds, collected or received by the Department of Education, is increased by \$1,052,442 for the costs of issuing Article XI-P bonds and Article XI-Q bonds.

SECTION 54. (1) Notwithstanding any other law limiting expenditures, the limitation on expenditures established by section 2 (1), chapter ___, Oregon Laws 2017 (Enrolled House Bill 5013), for the biennium beginning July 1, 2017, as the maximum limit for payment of expenses from fees, moneys or other revenues, including Miscellaneous Receipts and including reimbursements from federal service agreements, but excluding lottery funds and federal funds not described in section 2, chapter ___, Oregon Laws 2017 (Enrolled House Bill 5013), collected or received by the Judicial Department, is decreased by \$16,707,354 for operations.

(2) Notwithstanding any other law limiting expenditures, the amount of \$17,942,354 is established for the biennium beginning July 1, 2017, as the maximum limit for payment of expenses from fees, moneys or other revenues, including Miscellaneous Receipts and including reimbursements from federal service agreements, but excluding lottery funds and federal funds not described in this subsection, collected or received by the Judicial Department for the State Court Technology Fund.

(3) Notwithstanding any other law limiting expenditures, the amount of \$195,200,000 is established for the biennium beginning July 1, 2017, as the maximum limit for payment of expenses from fees, moneys or other revenues, including Miscellaneous Receipts and including reimbursements from federal service agreements, but excluding lottery funds and federal

funds not described in this subsection, collected or received by the Judicial Department for the Oregon Courthouse Capital Construction and Improvement Fund.

(4) In addition to and not in lieu of any other appropriation, there is appropriated to the Judicial Department, for the biennium beginning July 1, 2017, out of the General Fund, the amount of \$1,200,000 for a grant to Clackamas County for county courthouse replacement planning.

SECTION 55. (1) Notwithstanding any other provision of law, the General Fund appropriation made to the Oregon Business Development Department by section 1 (3), chapter ____, Oregon Laws 2017 (Enrolled House Bill 5025), for the biennium beginning July 1, 2017, for debt service, is increased by \$2,836,985.

(2) Notwithstanding any other law limiting expenditures, the limitation on expenditures established by section 3 (1), chapter ____, Oregon Laws 2017 (Enrolled House Bill 5025), for the biennium beginning July 1, 2017, as the maximum limit for payment of expenses for business, innovation and trade from lottery moneys allocated from the Administrative Services Economic Development Fund to the Oregon Business Development Department, is increased by \$500,000 for support of the Regional Accelerator Innovation Network.

(3) Notwithstanding any other law limiting expenditures, the limitation on expenditures established by section 2 (2), chapter ____, Oregon Laws 2017 (Enrolled House Bill 5025), for the biennium beginning July 1, 2017, as the maximum limit for payment of expenses for the Oregon Infrastructure Finance Authority from fees, moneys or other revenues, including Miscellaneous Receipts, but excluding lottery funds and federal funds, collected or received by the Oregon Business Development Department, is increased by \$22,563,295.

(4) Notwithstanding any other law limiting expenditures, the amount of \$120,000,000 is established for the seismic rehabilitation grant program from fees, moneys or other revenues, including Miscellaneous Receipts, but excluding lottery funds and federal funds, collected or received by the Oregon Business Development Department.

(5) Notwithstanding any other law limiting expenditures, the amount of \$3,000,000 is established for the biennium beginning July 1, 2017, as the maximum limit for payment of expenses for the Oregon Manufacturing Innovation Center from fees, moneys or other revenues, including Miscellaneous Receipts, but excluding lottery funds and federal funds, collected or received by the Oregon Business Development Department.

(6) Notwithstanding any other law limiting expenditures, the limitation on expenditures established by section 2 (4), chapter ____, Oregon Laws 2017 (Enrolled House Bill 5025), for the biennium beginning July 1, 2017, as the maximum limit for payment of expenses for the Arts and Cultural Trust from fees, moneys or other revenues, including Miscellaneous Receipts, but excluding lottery funds and federal funds, collected or received by the Oregon Business Development Department, is increased by \$2,571,976.

(7) Notwithstanding any other law limiting expenditures, the limitation on expenditures established by section 2 (1), chapter ____, Oregon Laws 2017 (Enrolled House Bill 5025), for the biennium beginning July 1, 2017, as the maximum limit for payment of expenses for business, innovation and trade from fees, moneys or other revenues, including Miscellaneous Receipts, but excluding lottery funds and federal funds, collected or received by the Oregon Business Development Department, is increased by \$3,450,979, for improving access to the Oregon Manufacturing Innovation Center.

(8) In addition to and not in lieu of any other appropriation, there is appropriated to the Oregon Business Development Department, for the biennium beginning July 1, 2017, out of the General Fund, the amount of \$1,650,000 for the Oregon Arts Commission for legislatively identified grants to cultural institutions.

(9) Notwithstanding any other law limiting expenditures, the amount of \$1 is established for the biennium beginning July 1, 2017, as the maximum limit for payment of expenses for regional solutions from fees, moneys or other revenues, including Miscellaneous Receipts,

but excluding lottery funds and federal funds, collected or received by the Oregon Business Development Department.

(10) In addition to and not in lieu of any other appropriation, there is appropriated to the Oregon Business Development Department, for the biennium beginning July 1, 2017, out of the General Fund, the amount of \$2,000,000 for a grant for the Crescent Sanitary District Sewer System.

NOTE: Section 56 was deleted by amendment. Subsequent sections were not renumbered.

SECTION 57. Notwithstanding any other provision of law, the General Fund appropriation made to the Commission on Judicial Fitness and Disability by section 1 (2), chapter 93, Oregon Laws 2015, for the biennium ending June 30, 2017, for extraordinary expenses, is increased by \$35,000.

SECTION 58. Notwithstanding any other provision of law, the General Fund appropriation made to the Department of Human Services by section 1 (2), chapter ____, Oregon Laws 2017 (Enrolled Senate Bill 5526), for the biennium beginning July 1, 2017, for child welfare, self-sufficiency and vocational rehabilitation services, is increased by \$1,300,000 for the Hunger Response Fund.

SECTION 59. Notwithstanding any other provision of law, the General Fund appropriation made to the Oregon Health Authority by section 1 (1), chapter ____, Oregon Laws 2017 (Enrolled House Bill 5026), for the biennium beginning July 1, 2017, for programs, is increased by \$200,000 for the Senior Farm Direct Nutrition Program.

SECTION 60. Notwithstanding any other provision of law, the General Fund appropriation made to the Oregon Health Authority by section 1 (1), chapter ____, Oregon Laws 2017 (Enrolled House Bill 5026), for the biennium beginning July 1, 2017, for programs, is increased by \$1,000,000 for the Women, Infants and Children Farm Direct Nutrition Program.

NOTE: Section 61 was deleted by amendment. Subsequent sections were not renumbered.

SECTION 62. (1) Notwithstanding any other law limiting expenditures, the limitation on expenditures established by section 2 (1), chapter ____, Oregon Laws 2017 (Enrolled House Bill 5026), for the biennium beginning July 1, 2017, as the maximum limit for payment of expenses for programs from fees, moneys or other revenues, including Miscellaneous Receipts, tobacco tax receipts, recreational marijuana tax receipts, provider taxes, Medicare receipts and federal funds for indirect cost recovery, Supplemental Security Income recoveries, Women, Infants and Children Program food rebates, the Coordinated School Health Program, the Edward Byrne Memorial State and Local Law Enforcement Assistance Grant Program and emergency preparedness and response services, but excluding lottery funds and federal funds not described in section 2, chapter ____, Oregon Laws 2017 (Enrolled House Bill 5026), collected or received by the Oregon Health Authority, is increased by \$63,250,000.

(2) Notwithstanding any other provision of law, the General Fund appropriation made to the Oregon Health Authority by section 1 (1), chapter ____, Oregon Laws 2017 (Enrolled House Bill 5026), for the biennium beginning July 1, 2017, for programs, is decreased by \$63,250,000.

SECTION 63. (1) Notwithstanding any other law limiting expenditures, the limitation on expenditures established by section 2 (1), chapter ____, Oregon Laws 2017 (Enrolled House Bill 5026), for the biennium beginning July 1, 2017, as the maximum limit for payment of expenses for programs from fees, moneys or other revenues, including Miscellaneous Receipts, tobacco tax receipts, recreational marijuana tax receipts, provider taxes, Medicare receipts and federal funds for indirect cost recovery, Supplemental Security Income recoveries, Women, Infants and Children Program food rebates, the Coordinated School Health Program, the Edward Byrne Memorial State and Local Law Enforcement Assistance Grant Program and emergency preparedness and response services, but excluding lottery funds and federal funds not described in section 2, chapter ____, Oregon Laws 2017 (Enrolled House Bill 5026), collected or received by the Oregon Health Authority, is increased by \$375,000.

(2) Notwithstanding any other provision of law, the General Fund appropriation made to the Oregon Health Authority by section 1 (1), chapter ___, Oregon Laws 2017 (Enrolled House Bill 5026), for the biennium beginning July 1, 2017, for programs, is decreased by \$375,000.

SECTION 64. Notwithstanding any other provision of law, the General Fund appropriation made to the Oregon Health Authority by section 1 (1), chapter ___, Oregon Laws 2017 (Enrolled House Bill 5026), for the biennium beginning July 1, 2017, for programs, is increased by \$10,000,000 for hepatitis C treatment costs.

SECTION 65. Notwithstanding any other provision of law, the General Fund appropriation made to the Oregon Health Authority by section 1 (1), chapter ___, Oregon Laws 2017 (Enrolled House Bill 5026), for the biennium beginning July 1, 2017, for programs, is decreased by \$401,413 for the Oregon State Hospital.

SECTION 66. Notwithstanding any other provision of law, the General Fund appropriation made to the Oregon Health Authority by section 1 (1), chapter ___, Oregon Laws 2017 (Enrolled House Bill 5026), for the biennium beginning July 1, 2017, for programs, is increased by \$3,226,060 for rural provider incentive programs.

SECTION 67. Notwithstanding any other law limiting expenditures, the limitation on expenditures established by section 2 (1), chapter ___, Oregon Laws 2017 (Enrolled House Bill 5031), for the biennium beginning July 1, 2017, as the maximum limit for payment of expenses from fees, moneys or other revenues, including Miscellaneous Receipts, but excluding lottery funds and federal funds, collected or received by the Department of State Police, is increased by \$2,521,711 for Capitol Mall security.

SECTION 68. Notwithstanding any other law limiting expenditures, the limitation on expenditures established by section 3, chapter ___, Oregon Laws 2017 (Enrolled House Bill 5034), for the biennium beginning July 1, 2017, as the maximum limit for payment of expenses from federal funds collected or received by the Department of Public Safety Standards and Training, is increased by \$469,566 for fire training props and equipment.

SECTION 69. Notwithstanding any other provision of law, the General Fund appropriation made to the Department of Corrections by section 1 (1), chapter ___, Oregon Laws 2017 (Enrolled House Bill 5004), for the biennium beginning July 1, 2017, for operations and health services, is increased by \$708,788 for prison transport vehicles.

SECTION 70. Notwithstanding any other provision of law, the General Fund appropriation made to the Oregon Youth Authority by section 1 (6), chapter ___, Oregon Laws 2017 (Enrolled House Bill 5042), for the biennium beginning July 1, 2017, for capital improvements, is increased by \$771,000 for electronic security improvements.

SECTION 71. In addition to and not in lieu of any other appropriation, there is appropriated to the Oregon Military Department, for the biennium beginning July 1, 2017, out of the General Fund, the amount of \$1,000,000 for construction or repair of the Oregon Military Museum.

SECTION 72. Notwithstanding any other law limiting expenditures, the limitation on expenditures established by section 2 (2), chapter ___, Oregon Laws 2017 (Enrolled House Bill 5004), for the biennium beginning July 1, 2017, as the maximum limit for payment of expenses for central administration and administrative services from fees, moneys or other revenues, including Miscellaneous Receipts, but excluding lottery funds and federal funds, collected or received by the Department of Corrections, is increased by \$721,466 for the cost of bond issuance.

SECTION 73. Notwithstanding any other provision of law, the General Fund appropriation made to the Department of Corrections by section 1 (5), chapter ___, Oregon Laws 2017 (Enrolled House Bill 5004), for the biennium beginning July 1, 2017, for debt service, is increased by \$1,926,252.

SECTION 74. Notwithstanding any other law limiting expenditures, the limitation on expenditures established by section 2, chapter ___, Oregon Laws 2017 (Enrolled House Bill 5042), for the biennium beginning July 1, 2017, as the maximum limit for payment of expenses from

fees, moneys or other revenues, including Miscellaneous Receipts, but excluding lottery funds and federal funds, collected or received by the Oregon Youth Authority, is increased by \$676,086 for the cost of bond issuance.

SECTION 75. Notwithstanding any other provision of law, the General Fund appropriation made to the Oregon Youth Authority by section 1 (5), chapter ____, Oregon Laws 2017 (Enrolled House Bill 5042), for the biennium beginning July 1, 2017, for debt service, is increased by \$1,695,236.

SECTION 76. Notwithstanding any other law limiting expenditures, the limitation on expenditures established by section 2 (5), chapter ____, Oregon Laws 2017 (Enrolled Senate Bill 5532), for the biennium beginning July 1, 2017, as the maximum limit for payment of expenses from fees, moneys or other revenues, including Miscellaneous Receipts and reimbursements from federal service agreements, but excluding lottery funds and federal funds not described in section 2, chapter ____, Oregon Laws 2017 (Enrolled Senate Bill 5532), collected or received by the Oregon Military Department, is increased by \$448,244 for the cost of bond issuance.

SECTION 77. Notwithstanding any other provision of law, the General Fund appropriation made to the Oregon Military Department by section 1 (5), chapter ____, Oregon Laws 2017 (Enrolled Senate Bill 5532), for the biennium beginning July 1, 2017, for debt service, is decreased by \$378,344.

SECTION 78. Notwithstanding any other provision of law, the General Fund appropriation made to the Department of Revenue by section 1 (1), chapter ____, Oregon Laws 2017 (Enrolled Senate Bill 5535), for the biennium beginning July 1, 2017, is increased by \$276,906 for administration.

SECTION 79. Notwithstanding any other law limiting expenditures, the limitation on expenditures established by section 2 (1), chapter ____, Oregon Laws 2017 (Enrolled Senate Bill 5535), for the biennium beginning July 1, 2017, as the maximum limit for payment of expenses from fees, moneys or other revenues, including Miscellaneous Receipts and reimbursements from federal service agreements, but excluding lottery funds and federal funds not described in section 2, chapter ____, Oregon Laws 2017 (Enrolled Senate Bill 5535), collected or received by the Department of Revenue, is increased by \$24,079 for administration.

SECTION 80. Notwithstanding any other law limiting expenditures, the limitation on expenditures established by section 2 (2), chapter ____, Oregon Laws 2017 (Enrolled Senate Bill 5535), for the biennium beginning July 1, 2017, as the maximum limit for payment of expenses from fees, moneys or other revenues, including Miscellaneous Receipts and reimbursements from federal service agreements, but excluding lottery funds and federal funds not described in section 2, chapter ____, Oregon Laws 2017 (Enrolled Senate Bill 5535), collected or received by the Department of Revenue, is decreased by \$187,277 for the Property Tax Division.

SECTION 81. Notwithstanding any other law limiting expenditures, the limitation on expenditures established by section 2 (5), chapter ____, Oregon Laws 2017 (Enrolled Senate Bill 5535), for the biennium beginning July 1, 2017, as the maximum limit for payment of expenses from fees, moneys or other revenues, including Miscellaneous Receipts and reimbursements from federal service agreements, but excluding lottery funds and federal funds not described in section 2, chapter ____, Oregon Laws 2017 (Enrolled Senate Bill 5535), collected or received by the Department of Revenue, is increased by \$244,058 for the Marijuana Division.

SECTION 82. Notwithstanding any other provision of law, the General Fund appropriation made to the Department of Justice by section 1 (4), chapter ____, Oregon Laws 2017 (Enrolled House Bill 5015), for the biennium beginning July 1, 2017, is increased by \$175,000 for the Crime Victims' Services Division for the Oregon Crime Victims Law Center.

SECTION 83. Notwithstanding any other law limiting expenditures, the limitation on expenditures established by section 4 (8), chapter ____, Oregon Laws 2017 (Enrolled Senate Bill 5540), for the biennium beginning July 1, 2017, as the maximum limit for payment of expenses from fees, moneys or other revenues, including Miscellaneous Receipts and federal funds received as reimbursement from the United States Department of Transportation, but ex-

cluding lottery funds and federal funds not described in section 4, chapter ___, Oregon Laws 2017 (Enrolled Senate Bill 5540), collected or received by the Department of Transportation, is increased by \$2,050,587 for City of Portland SW Capitol Highway safety improvements.

SECTION 84. Notwithstanding any other law limiting expenditures, the limitation on expenditures established by section 4 (12), chapter ___, Oregon Laws 2017 (Enrolled Senate Bill 5540), for the biennium beginning July 1, 2017, as the maximum limit for payment of expenses from fees, moneys or other revenues, including Miscellaneous Receipts and federal funds received as reimbursement from the United States Department of Transportation, but excluding lottery funds and federal funds not described in section 4, chapter ___, Oregon Laws 2017 (Enrolled Senate Bill 5540), collected or received by the Department of Transportation, is increased by \$5,119,541 for the Lane Transit District.

SECTION 85. In addition to and not in lieu of any other appropriation, there is appropriated to the Oregon Department of Administrative Services, for the biennium beginning July 1, 2017, out of the General Fund, the following amounts for the following purposes:

- (1) Mid-Columbia Health Foundation for hospital modernization and expansion project..... \$ 200,000
- (2) City of John Day for fiber project..... \$ 1,836,000
- (3) City of John Day for 9-1-1 systems..... \$ 420,000
- (4) Greater Portland YWCA for the Family Preservation Project..... \$ 400,000
- (5) World of Speed..... \$ 50,000
- (6) YMCA Youth and Government. \$ 50,000
- (7) Bag and Baggage Productions Cultural Innovation Project..... \$ 50,000

SECTION 86. Notwithstanding any other law limiting expenditures, the following amounts are established for the biennium beginning July 1, 2017, as the maximum limits for payment of expenses from lottery bond proceeds and other revenues, including Miscellaneous Receipts, but excluding lottery funds and federal funds, collected or received by the Oregon Department of Administrative Services, for the following purposes:

- (1) Cascade AIDS Project for construction of the Prism Health clinic..... \$ 1,042,655
- (2) City of Spray for a public safety and emergency services center..... \$ 764,128
- (3) Eugene Civic Alliance for Civic Park sports and recreation complex..... \$ 6,125,396
- (4) Family Nurturing Center Rogue Valley Children's Relief Nursery..... \$ 2,050,587
- (5) Gresham Redevelopment Commission for the Rockwood Innovation Center..... \$ 2,050,587
- (6) City of Independence for the Independence Landing revitalization project..... \$ 1,041,303

(7)	Klamath County for the Klamath Youth Inspiration Program	\$ 1,041,303
(8)	The Dalles Civic Auditorium Historic Preservation Committee for The Dalles Civic Auditorium.....	\$ 784,922
(9)	City of Woodburn for the Woodburn Community Center ..	\$ 1,041,303
(10)	YMCA of Marion and Polk Counties for a new facility	\$ 12,235,018

SECTION 87. Notwithstanding any other law limiting expenditures, the limitation on expenditures established by section 2 (13), chapter __, Oregon Laws 2017 (Enrolled House Bill 5002), for the biennium beginning July 1, 2017, as the maximum limit for payment of expenses from fees, moneys or other revenues, including Miscellaneous Receipts and federal funds received from charges, but excluding lottery funds and federal funds not described in section 2, chapter __, Oregon Laws 2017 (Enrolled House Bill 5002), collected or received by the Oregon Department of Administrative Services, is increased by \$1,080,818 for Oregon Department of Administrative Services debt service.

SECTION 88. Notwithstanding any other law limiting expenditures, the limitation on expenditures established by section 2 (6), chapter __, Oregon Laws 2017 (Enrolled House Bill 5002), for the biennium beginning July 1, 2017, as the maximum limit for payment of expenses from fees, moneys or other revenues, including Miscellaneous Receipts and federal funds received from charges, but excluding lottery funds and federal funds not described in section 2, chapter __, Oregon Laws 2017 (Enrolled House Bill 5002), collected or received by the Oregon Department of Administrative Services, is increased by \$214,000 for the payment of bond issuance costs associated with bonds issued under Article XI-Q of the Oregon Constitution.

SECTION 89. Notwithstanding any other provision of law, the General Fund appropriation made to the State Department of Agriculture for market access by section 1 (4), chapter __, Oregon Laws 2017 (Enrolled Senate Bill 5502), for the biennium beginning July 1, 2017, is decreased by \$250,000.

SECTION 90. Notwithstanding any other law limiting expenditures, the amount of \$215,000 is established for the biennium beginning July 1, 2017, as the maximum limit for payment of expenses for bond issuance costs associated with bonds issued under Article XI-Q of the Oregon Constitution from fees, moneys or other revenues, including Miscellaneous Receipts, but excluding lottery funds and federal funds, collected or received by the State Department of Fish and Wildlife.

SECTION 91. Notwithstanding any other provision of law, the General Fund appropriation made to the Department of Environmental Quality for air quality by section 1 (1), chapter __, Oregon Laws 2017 (Enrolled Senate Bill 5518), for the biennium beginning July 1, 2017, is increased by \$500,000 for an inventory of nonroad diesel engines.

SECTION 92. Notwithstanding any other law limiting expenditures, the limitation on expenditures established by section 4, chapter __ (Enrolled House Bill 5012) for the biennium beginning July 1 2017, as the maximum payment of expenses from federal funds other than those described in sections 2 and 6, chapter __, Oregon Laws 2017 (Enrolled House Bill 5012), collected or received by the Housing and Community Services Department, is decreased by \$7,107,780.

SECTION 93. Notwithstanding any other provision of law, the General Fund appropriation made to the Housing and Community Services Department by section 5, chapter __, Oregon Laws 2017 (Enrolled House Bill 5012), for the biennium beginning July 1, 2017, is increased

by \$3,407,395 for debt service associated with bonds issued pursuant to Article XI-Q of the Oregon Constitution for the Local Innovation and Fast Track Housing Program.

SECTION 94. Notwithstanding any other law limiting expenditures, the limitation on expenditures established by section 2, chapter ___, Oregon Laws 2017 (Enrolled House Bill 5012), for the biennium beginning July 1, 2017, as the maximum limit for payment of expenses for operations from fees, moneys or other revenues, including Miscellaneous Receipts and federal funds from the United States Department of Housing and Urban Development for contract services, but excluding lottery funds and federal funds not described in section 2, chapter ___, Oregon Laws 2017 (Enrolled House Bill 5012), collected or received by the Housing and Community Services Department, is increased by \$155,660 for payment of expenses related to the development of affordable housing for low income households funded with proceeds issued pursuant to Article XI-Q of the Oregon Constitution for the Local Innovation and Fast Track Housing Program.

SECTION 95. Notwithstanding any other provision of law, the General Fund appropriation made to the Housing and Community Services Department by section 1, chapter ___, Oregon Laws 2017 (Enrolled House Bill 5012), for the biennium beginning July 1, 2017, is increased by \$1,300,000 for the Oregon Foreclosure Avoidance program.

SECTION 96. Notwithstanding any other provision of law, the General Fund appropriation made to the Department of State Police by section 1 (1), chapter ___, Oregon Laws 2017 (Enrolled House Bill 5031), for the biennium beginning July 1, 2017, for patrol services, criminal investigations and gaming enforcement, is increased by \$6,230,000 for 20 sworn patrol and drug enforcement positions.

SECTION 97. Notwithstanding any other provision of law, the General Fund appropriation made to the Higher Education Coordinating Commission by section 1 (6), chapter ___, Oregon Laws 2017 (Enrolled Senate Bill 5524), for the biennium beginning July 1, 2017, for the Oregon Promise Grants, is increased by \$5,300,000.

SECTION 98. Notwithstanding any other law limiting expenditures, the amount of \$100,000,000 is established for the biennium beginning July 1, 2017, as the maximum limit for payment of expenses from fees, moneys or other revenues, including Miscellaneous Receipts and proceeds of bonds issued pursuant to Article XI-P of the Oregon Constitution, but excluding lottery funds and federal funds, collected or received by the Department of Education for matching grants made to school districts for construction or improvement to school facilities through the Oregon School Capital Improvement Matching program.

SECTION 99. Notwithstanding any other provision of law, the General Fund appropriation made to the Higher Education Coordinating Commission by section 1 (1), chapter ___, Oregon Laws 2017 (Enrolled Senate Bill 5524), for the biennium beginning July 1, 2017, for operations, is increased by \$350,000 for a grant to the College Possible organization to encourage and assist low income students to attend a post-secondary institution.

NOTE: Sections 100 and 101 were deleted by amendment. Subsequent sections were not re-numbered.

SECTION 102. Notwithstanding any other law limiting expenditures, the limitation on expenditures established by section 2 (1), chapter ___, Oregon Laws 2017 (Enrolled House Bill 5026), for the biennium beginning July 1, 2017, as the maximum limit for payment of expenses from fees, moneys or other revenues, including Miscellaneous Receipts, tobacco tax receipts, recreational marijuana tax receipts, provider taxes, Medicare receipts and federal funds for indirect cost recovery, Supplemental Security Income recoveries, Women, Infants and Children Program food rebates, the Coordinated School Health Program, the Edward Byrne Memorial State and Local Law Enforcement Assistance Grant Program and emergency preparedness and response services, but excluding lottery funds and federal funds not described in section 2, chapter ___, Oregon Laws 2017 (Enrolled House Bill 5026), collected or received by the Oregon Health Authority, for programs, is increased by \$196,111 for the Prescription Drug Monitoring Program.

SECTION 103. Notwithstanding any other provision of law, the General Fund appropriation made to the Department of Human Services by section 1 (1), chapter __, Oregon Laws 2017 (Enrolled Senate Bill 5526), for the biennium beginning July 1, 2017, for central services and state assessments and enterprise-wide costs, is increased by \$1,967,384 for the ONE Integrated Eligibility and Medicaid Eligibility project.

SECTION 104. In addition to and not in lieu of any other appropriation, there is appropriated to the Department of Human Services, for the biennium beginning July 1, 2017, out of the General Fund, the amount of \$9,492,916, which may be expended for capital debt service and related costs for outstanding general obligation bonds sold pursuant to Article XI-Q of the Oregon Constitution for the ONE Integrated Eligibility and Medicaid Eligibility project.

SECTION 105. Notwithstanding any other law limiting expenditures, the amount of \$522,000 is established for the biennium beginning July 1, 2017, as the maximum limit for payment of expenses for the costs of issuance of general obligation bonds sold pursuant to Article XI-Q of the Oregon Constitution from fees, moneys or other revenues, including Miscellaneous Receipts and reimbursements from federal service agreements, but excluding lottery funds and federal funds not described in this section, collected or received by the Department of Human Services, for the capital debt service and related costs for the ONE Integrated Eligibility and Medicaid Eligibility project.

SECTION 106. Notwithstanding any other law limiting expenditures, the limitation on expenditures established by section 2 (1), chapter __, Oregon Laws 2017 (Enrolled Senate Bill 5526), for the biennium beginning July 1, 2017, as the maximum limit for payment of expenses from fees, moneys or other revenues, including Miscellaneous Receipts and Medicaid care receipts and including federal funds for indirect cost recovery, Social Security Supplemental Security Income recoveries and the Child Care and Development Fund, but excluding lottery funds and federal funds not described in section 2, chapter __, Oregon Laws 2017 (Enrolled Senate Bill 5526), collected or received by the Department of Human Services, for central services and state assessments and enterprise-wide costs, is increased by \$45,000,000 for the ONE Integrated Eligibility and Medicaid Eligibility project.

SECTION 107. Notwithstanding any other law limiting expenditures, the limitation on expenditures established by section 3 (1), chapter __, Oregon Laws 2017 (Enrolled Senate Bill 5526), for the biennium beginning July 1, 2017, as the maximum limit for payment of expenses from federal funds, excluding federal funds described in section 2, chapter __, Oregon Laws 2017 (Enrolled Senate Bill 5526), collected or received by the Department of Human Services, for central services and state assessments and enterprise-wide costs, is increased by \$146,290,416 for the ONE Integrated Eligibility and Medicaid Eligibility project.

SECTION 108. Notwithstanding any other provision of law, the General Fund appropriation made to the Oregon Health Authority by section 1 (1), chapter __, Oregon Laws 2017 (Enrolled House Bill 5026), for the biennium beginning July 1, 2017, for programs, is increased by \$322,233 for the ONE Integrated Eligibility and Medicaid Eligibility project.

SECTION 109. Notwithstanding any other law limiting expenditures, the limitation on expenditures established by section 4 (1), chapter __, Oregon Laws 2017 (Enrolled House Bill 5026), for the biennium beginning July 1, 2017, as the maximum limit for payment of expenses from federal funds, excluding federal funds described in section 2, chapter __, Oregon Laws 2017 (Enrolled House Bill 5026), collected or received by the Oregon Health Authority, for programs, is increased by \$1,306,605 for the ONE Integrated Eligibility and Medicaid Eligibility project.

SECTION 110. Notwithstanding any other law limiting expenditures, the limitation on expenditures established by section 2 (3), chapter __, Oregon Laws 2017 (Enrolled House Bill 5026), for the biennium beginning July 1, 2017, as the maximum limit for payment of expenses from fees, moneys or other revenues, including Miscellaneous Receipts, tobacco tax receipts, recreational marijuana tax receipts, provider taxes, Medicare receipts and federal funds for indirect cost recovery, Supplemental Security Income recoveries, Women, Infants and Chil-

dren Program food rebates, the Coordinated School Health Program, the Edward Byrne Memorial State and Local Law Enforcement Assistance Grant Program and emergency preparedness and response services, but excluding lottery funds and federal funds not described in section 2, chapter ___, Oregon Laws 2017 (Enrolled House Bill 5026), collected or received by the Oregon Health Authority, for shared administrative costs, is increased by \$13,595,873 for the ONE Integrated Eligibility and Medicaid Eligibility project.

NOTE: Sections 111 and 112 were deleted by amendment. Subsequent sections were not re-numbered.

SECTION 113. Notwithstanding any other provision of law, the General Fund appropriation made to the Water Resources Department by section 1 (5), chapter ___, Oregon Laws 2017 (Enrolled Senate Bill 5542), for the biennium beginning July 1, 2017, for the director's office is increased by \$203,870 for the establishment of a limited-duration position supporting the facilitation of place-based integrated water resources strategies as described by section 2, chapter 780, Oregon Laws 2015.

SECTION 114. Notwithstanding any other law limiting expenditures, the limitation on expenditures established by section 3 (1), chapter ___, Oregon Laws 2017 (Enrolled Senate Bill 5542), for the biennium beginning July 1, 2017, as the maximum limit for payment of expenses for administrative services from fees, moneys or other revenues, including Miscellaneous Receipts and including federal funds received under cooperative agreements with or contracts from the Bureau of Reclamation of the United States Department of the Interior, the United States Army Corps of Engineers, the United States Geological Survey, the Bonneville Power Administration and the National Fish and Wildlife Foundation, but excluding lottery funds and federal funds not described in section 3, chapter ___, Oregon Laws 2017 (Enrolled Senate Bill 5542), collected or received by the Water Resource Department, is increased by \$1,547,235 for the purpose of making grants and paying the costs of direct services provided under ORS 541.561, and for the payment of bond issuance costs from the Water Conservation, Reuse and Storage Investment Fund established by ORS 541.576.

SECTION 115. Notwithstanding any other law limiting expenditures, the limitation on expenditures established by section 3 (1), chapter ___, Oregon Laws 2017 (Enrolled Senate Bill 5542), for the biennium beginning July 1, 2017, as the maximum limit for payment of expenses for administrative services from fees, moneys or other revenues, including Miscellaneous Receipts and including federal funds received under cooperative agreements with or contracts from the Bureau of Reclamation of the United States Department of the Interior, the United States Army Corps of Engineers, the United States Geological Survey, the Bonneville Power Administration and the National Fish and Wildlife Foundation, but excluding lottery funds and federal funds not described in section 3, chapter ___, Oregon Laws 2017 (Enrolled Senate Bill 5542), collected or received by the Water Resources Department, is increased by the following amounts for paying the following costs from the Water Supply Development Account established by ORS 541.656:

- (1) Water Supply Development grants and loans as described in ORS 541.656 (2)(a)..... \$ 15,000,000
- (2) City of Carlton, Panther Creek Reservoir Sedimentation and Capacity Reduction project..... \$ 2,500,000
- (3) City of Carlton, Water Loss Reduction project..... \$ 2,000,000
- (4) Santiam Water Control District, Mill Creek Corporate Center irrigation conversion project.... \$ 1,200,000
- (5) Bond issuance costs..... \$ 375,301

SECTION 116. Notwithstanding any other law limiting expenditures, the limitation on expenditures established by section 1 (5), chapter 372, Oregon Laws 2017 (Enrolled Senate Bill 5512), for the biennium beginning July 1, 2017, as the maximum limit for payment of expenses for the Division of Financial Regulation from fees, moneys or other revenues, including Miscellaneous Receipts, but excluding lottery funds and federal funds, collected or received by the Department of Consumer and Business Services, is increased by \$154,056 for the establishment of an operations and policy analyst position.

SECTION 117. Notwithstanding any other law limiting expenditures, the limitation on expenditures established by section 1 (6), chapter 372, Oregon Laws 2017 (Enrolled Senate Bill 5512), for the biennium beginning July 1, 2017, as the maximum limit for payment of expenses for the Building Codes Division from fees, moneys or other revenues, including Miscellaneous Receipts, but excluding lottery funds and federal funds, collected or received by the Department of Consumer and Business Services, is increased by \$1,748,149 for the establishment of additional positions performing code development, technical and field examination and inspections and administrative support functions.

SECTION 118. Notwithstanding any other law limiting expenditures, the limitation on expenditures established by section 1 (1), chapter 375, Oregon Laws 2017 (Enrolled Senate Bill 5537), for the biennium beginning July 1, 2017, as the maximum limit for payment of expenses from fees, moneys or other revenues, including Miscellaneous Receipts, but excluding lottery funds and federal funds, collected or received by the Department of State Lands, is increased by the following amounts, for the following purposes:

- (1) Payment of costs associated with custodial forest management contract for Elliott State Forest..... \$ 1,608,930
- (2) Fire protection patrol Assessments for the Elliott State Forest..... \$ 608,000
- (3) Development of Habitat Conservation Plan and Environmental Impact Study for Elliott State Forest.. \$ 1,500,000
- (4) Establishment of project manager position for Portland Harbor Superfund Site cleanup, Goble Site cleanup and Elliott State Forest projects \$ 268,447

SECTION 119. In addition to and not in lieu of any other appropriation, there is appropriated to the Department of State Lands, for the biennium beginning July 1, 2017, out of the General Fund, the amount of \$5,000,000, for deposit into the Portland Harbor Cleanup Fund established by section 11, chapter __, Oregon Laws 2017 (Enrolled Senate Bill 5530).

SECTION 120. Notwithstanding any other law limiting expenditures, the amount of \$8,000,000 is established for the biennium beginning July 1, 2017, as the maximum limit for payment of expenses from fees, moneys or other revenues, including Miscellaneous Receipts, but excluding lottery funds and federal funds, collected or received by the Department of State Lands, from the Portland Harbor Cleanup Fund established by section 11, chapter __, Oregon Laws 2017 (Enrolled Senate Bill 5530).

SECTION 121. Notwithstanding any other law limiting expenditures, the limitation on expenditures established by section 1 (1), chapter 375, Oregon Laws 2017 (Enrolled Senate Bill 5537), for the biennium beginning July 1, 2017, as the maximum limit for payment of expenses from fees, moneys or other revenues, including Miscellaneous Receipts, but excluding lottery funds and federal funds, collected or received by the Department of State

Lands, is increased by \$57,587 for the purpose of paying costs associated with the issuance of lottery bonds related to the Portland Harbor Cleanup Fund.

SECTION 122. Notwithstanding any other provision of law, the General Fund appropriation made to the State Forestry Department by section 1 (4), chapter ___, Oregon Laws 2017 (Enrolled Senate Bill 5519), for the biennium beginning July 1, 2017, is increased by \$57,568 for debt service related to bonds issued for the Toledo Facility Replacement.

SECTION 123. Notwithstanding any other law limiting expenditures, the limitation on expenditures established by section 2 (6), chapter ___, Oregon Laws 2017 (Enrolled Senate Bill 5519), for the biennium beginning July 1, 2017, as the maximum limit for payment of expenses from fees, moneys or other revenues, including Miscellaneous Receipts and including federal funds from the United States Forest Service for fire protection and for research projects, but excluding lottery funds and federal funds not described in section 2, chapter ___, Oregon Laws 2017 (Enrolled Senate Bill 5519), collected or received by the State Forestry Department, is increased by the following amounts for the following purposes:

- (1) Debt service for bonds issued for Toledo Facility Replacement..... \$ 79,991
- (2) Bond issuance costs for bonds issued for Toledo Facility Replacement..... \$ 50,000
- (3) Bond issuance costs for bonds issued for Elliott State Forest purchase..... \$ 985,000

SECTION 124. Notwithstanding any other law limiting expenditures, the amount of \$100,000,000 is established, for the biennium beginning July 1, 2017, as the maximum limit for payment from the net proceeds from the sale of certificates of participation under ORS 283.085 to 283.092, by the State Forestry Department, to finance the release of all or a portion of the Elliott forest from restrictions resulting from ownership of that forest by the Common School Fund, or to compensate the Common School Fund for the preservation of noneconomic benefits of the forest through the imposition, transfer or sale of restrictions such as easements, use requirements or restrictions, or other methods that preserve noneconomic benefits of the forest for the public such as recreation, aesthetics, wildlife or habitat preservation or other environmental and quality of life considerations.

SECTION 125. Notwithstanding any other law limiting expenditures, the limitation on expenditures established by section 2 (3), chapter ___, Oregon Laws 2017 (Enrolled Senate Bill 5519), for the biennium beginning July 1, 2017, as the maximum limit for payment of expenses from fees, moneys or other revenues, including Miscellaneous Receipts and including federal funds from the United States Forest Service for fire protection and for research projects, but excluding lottery funds and federal funds not described in section 2, chapter ___, Oregon Laws 2017 (Enrolled Senate Bill 5519), collected or received by the State Forestry Department, is increased by \$300,000 for initial activities related to the development of a Habitat Conservation Plan for the Elliott State Forest.

SECTION 126. Notwithstanding any other law limiting expenditures, the limitation on expenditures established by section 1 (5), chapter ___, Oregon Laws 2017 (Enrolled House Bill 5028), for the biennium beginning July 1, 2017, as the maximum limit for payment of expenses from fees, moneys or other revenues, including Miscellaneous Receipts, but excluding lottery funds and federal funds, collected or received by the State Parks and Recreation Department, is increased by \$5,111,682 for the expenditure of lottery bond proceeds supporting the Main Street Revitalization Program and associated bond issuance costs.

SECTION 127. Notwithstanding any other law limiting expenditures, the amount of \$350,000 is established for the biennium beginning July 1, 2017, as the maximum limit for payment of expenses from lottery funds allocated from the Veterans' Services Fund estab-

lished under section 1, chapter __, Oregon Laws 2017 (Enrolled Senate Bill 140), to the Housing and Community Services Department for the purpose of providing emergency housing assistance to veterans.

SECTION 128. Notwithstanding any other provision of law, the General Fund appropriation made to the Housing and Community Services Department by section 1, chapter __, Oregon Laws 2017 (Enrolled House Bill 5012), for the biennium beginning July 1, 2017, is increased by \$20,000,000 for the Emergency Housing Assistance and State Homeless Assistance programs.

SECTION 129. Notwithstanding any other provision of law, the General Fund appropriation made to the Department of Human Services by section 1 (2), chapter __, Oregon Laws 2017 (Enrolled Senate Bill 5526), for the biennium beginning July 1, 2017, for child welfare, self-sufficiency and vocational rehabilitation services, is decreased by \$3,413,214.

SECTION 130. Notwithstanding any other provision of law, the General Fund appropriation made to the Department of Human Services by section 1 (2), chapter __, Oregon Laws 2017 (Enrolled Senate Bill 5526), for the biennium beginning July 1, 2017, for child welfare, self-sufficiency and vocational rehabilitation services, is increased by \$3,413,214 for the Temporary Assistance for Needy Families program.

SECTION 131. In addition to and not in lieu of any other appropriation, there is appropriated to the Department of Justice, for the biennium beginning July 1, 2017, out of the General Fund, the amount of \$500,000 for child abuse medical assessments.

SECTION 132. Notwithstanding any other provision of law, the General Fund appropriation made to the State Treasurer by section 1 (2), chapter __, Oregon Laws 2017 (Enrolled Senate Bill 5541) for the biennium beginning July 1, 2017, is increased by \$1,056,224 for administrative expenses of the Oregon Retirement Savings Board.

SECTION 133. Notwithstanding any other provision of law, the General Fund appropriation made to the Oregon Military Department by section 1 (3), chapter __, Oregon Laws 2017 (Enrolled Senate Bill 5532), for the biennium beginning July 1, 2017, for emergency management, is increased by \$181,178 for administration of the resiliency grant program described in section 1, chapter __, Oregon Laws 2017 (Enrolled House Bill 2687).

SECTION 134. Notwithstanding any other law limiting expenditures, the limitation on expenditures established by section 3 (2), chapter __, Oregon Laws 2017 (Enrolled Senate Bill 5532), for the biennium beginning July 1, 2017, as the maximum limits for payment of expenses from federal funds, other than those described in section 2, chapter __, Oregon Laws 2017 (Enrolled Senate Bill 5532), collected or received by the Oregon Military Department, is increased by \$181,178 for administration of the resiliency grant program described in section 1, chapter __, Oregon Laws 2017 (Enrolled House Bill 2687).

SECTION 135. Notwithstanding any other law limiting expenditures, the limitation on expenditures established by section 2 (3), chapter __, Oregon Laws 2017 (Enrolled Senate Bill 5532), for the biennium beginning July 1, 2017, as the maximum limit for payment of expenses from fees, moneys or other revenues, including Miscellaneous Receipts and reimbursements from federal service agreements, but excluding lottery funds and federal funds not described in section 2, chapter __, Oregon Laws 2017 (Enrolled Senate Bill 5532), collected or received by the Oregon Military Department, is increased by \$5,070,000 for the cost of bond issuance and for grants to be made from the Resiliency Grant Fund established by section 2, chapter __, Oregon Laws 2017 (Enrolled House Bill 2687).

SECTION 136. Notwithstanding any other provision of law, the General Fund appropriation made to the Oregon Advocacy Commissions Office by section 1, chapter 370, Oregon Laws 2017 (Enrolled Senate Bill 5501), for the biennium beginning July 1, 2017, is increased by \$17,000.

SECTION 137. Notwithstanding any other law limiting expenditures, the limitation on expenditures established by section 6 (3), chapter __, Oregon Laws 2017 (Enrolled Senate Bill 5516), for the biennium beginning July 1, 2017, as the maximum limits for payment of

grants-in-aid, program costs and purchased services from fees, moneys or other revenues, including Miscellaneous Receipts, but excluding lottery funds and federal funds, collected or received by the Department of Education for programs other than those specified in sections 3 and 10, chapter __, Oregon Laws 2017 (Enrolled Senate Bill 5516), is increased by \$170,000,000 for payments from the High School Graduation and College and Career Readiness Fund.

SECTION 138. Notwithstanding any other provision of law, the General Fund appropriation made to the Public Defense Services Commission by section 1 (2), chapter __, Oregon Laws 2017 (Enrolled House Bill 5033), for the biennium beginning July 1, 2017, for professional services, is increased by \$1,800,000.

SECTION 139. Notwithstanding any other provision of law, the General Fund appropriation made to the Oregon Health Authority by section 1 (1), chapter __, Oregon Laws 2017 (Enrolled House Bill 5026), for the biennium beginning July 1, 2017, for programs, is increased by \$10,000 to ensure enrollment in coordinated care organizations of children placed in substitute care.

SECTION 140. In addition to and not in lieu of any other appropriation, there is appropriated to the Oregon Department of Administrative Services, for the biennium beginning July 1, 2017, out of the General Fund, the following amounts for the following purposes:

- (1) Deschutes Rim Clinic
Foundation for the
Deschutes Rim Health
Clinic in Maupin..... \$ 1,000,000
- (2) City of Mosier for a
multituse facility..... \$ 500,000
- (3) Oregon Wine Board
for marketing..... \$ 500,000

SECTION 141. (1) Notwithstanding any other provision of law, the General Fund appropriation made to the Judicial Department by section 16, chapter __, Oregon Laws 2017 (Enrolled Senate Bill 505), for the biennium beginning July 1, 2017, for the purchase of equipment and services and for other expenses necessary to carry out the provisions of chapter __, Oregon Laws 2017 (Enrolled Senate Bill 505), is increased by \$600,000.

(2) Notwithstanding any other provision of law, the General Fund appropriation made to the Emergency Board by section 17, chapter __, Oregon Laws 2017 (Enrolled Senate Bill 505), for the biennium beginning July 1, 2017, to be allocated for expenses necessary to carry out the provisions of chapter __, Oregon Laws 2017 (Enrolled Senate Bill 505), is decreased by \$600,000.

SECTION 142. (1) The allocation to the Department of State Police of moneys deposited into the Watershed Conservation Operating Fund by section 1, chapter __, Oregon Laws 2017 (Enrolled House Bill 5040), for fish and wildlife activities to implement Article XV, section 4b, of the Oregon Constitution, is decreased by \$250,765.

(2) The allocation to the State Department of Fish and Wildlife of moneys deposited into the Watershed Conservation Operating Fund by section 2, chapter __, Oregon Laws 2017 (Enrolled House Bill 5040), for activities and projects to implement Article XV, section 4b, of the Oregon Constitution, is decreased by \$167,378.

(3) The allocation to the State Department of Agriculture of moneys deposited into the Watershed Conservation Operating Fund by section 3, chapter __, Oregon Laws 2017 (Enrolled House Bill 5040), for activities and projects to implement Article XV, section 4b, of the Oregon Constitution, is decreased by \$231,617.

(4) The allocation to the Department of Environmental Quality of moneys deposited into the Watershed Conservation Operating Fund by section 4, chapter __, Oregon Laws 2017 (Enrolled House Bill 5040), for activities and projects to implement Article XV, section 4b, of the Oregon Constitution, is decreased by \$77,348.

SECTION 143. Notwithstanding any other law limiting expenditures, the limitation on expenditures established by section 2 (1), chapter ___, Oregon Laws 2017 (Enrolled House Bill 5017), for the biennium beginning July 1, 2017, as the maximum limit for payment of expenses from fees, moneys or other revenues, including Miscellaneous Receipts, but excluding lottery funds and federal funds, collected or received by the Legislative Administration Committee is increased by \$239,358 for costs of issuance of general obligation bonds.

SECTION 144. Notwithstanding any other provision of law, the General Fund appropriation made to the Legislative Administration Committee by section 1 (2), chapter ___, Oregon Laws 2017 (Enrolled House Bill 5017), for the biennium beginning July 1, 2017, is increased by \$906,053 for debt service.

SECTION 145. Notwithstanding any other provision of law, the authorized appropriations and expenditure limitations for the biennium beginning July 1, 2017, for the following agencies and programs are changed by the amounts specified:

(1) ADMINISTRATION.

	2017	
	Oregon Laws	
	Chapter/	
Agency/Program/Funds	Section	Adjustment
Oregon Advocacy Commissions		
Office:		
Operating Expenses		
General Fund	Ch. 370	-\$6,529
Oregon Department of Administrative Services		
Debt Service:		
General Fund	HB 5002 1(5)	-77,892
Chief Operating Office		
Other funds	HB 5002 2(1)	-233,141
Chief Financial Office		
Other funds	HB 5002 2(2)	-102,593
Office of the State Chief Information Officer		
Other funds	HB 5002 2(3)	-262,556
Chief Human Resource Office		
Other funds	HB 5002 2(4)	-164,465
OSCIO - State Data Center		
- Operations		
Other funds	HB 5002 2(5)(a)-1,151,456	
OSCIO - State Data Center		
- Equipment Replace		
Other funds	HB 5002 2(5)(c)	-58,324
Enterprise Asset Management		
Other funds	HB 5002 2(6)	+436,361
Enterprise Goods and Services		

Other funds	HB 5002 2(7)	-2,125,225
Enterprise Human Resource Services		
Other funds	HB 5002 2(8)	-21,194
Business Services		
Other funds	HB 5002 2(9)	-768,859
Debt Service		
- Article XI-O Bonds		
Other funds	HB 5002 2(11)	+ 5
Debt Service - ODAS		
Other funds	HB 5002 2(13)	+ 5
Debt Service and Related Costs for Bonds Issued		
Lottery funds	HB 5002 3	-2,317,505
Oregon State Treasury: Administrative Expenses		
- ABLE		
General Fund	SB 5541 1(1)	-24,719
Administrative Expenses		
- ORSB		
General Fund	SB 5541 1(2)	-18,008
Administrative Expenses		
- Operations		
Other funds	SB 5541 2(1)	-1,547,338
Administrative Expenses		
- College Savings		
Other funds	SB 5541 2(2)	-10,019
Oregon Racing Commission: Operating Expenses		
Other funds	Ch. 58 1	-89,929
Public Employees Retirement System: Central Administration Division		
Other funds	SB 5534 1(1)	-201,996
Financial and Administrative Services Division		
Other funds	SB 5534 1(2)	-682,029
Information Services Division		
Other funds	SB 5534 1(3)	-621,521
Operations Division		
Other funds	SB 5534 1(4)	-1,097,754
Compliance, Audit and Risk Division		
Other funds	SB 5534 1(5)	-114,759
Secretary of State: Administrative Services Division		
General Fund	SB 5536 1(1)	-126,408
Other funds	SB 5536 2(1)	-326,154
Elections Division		

General Fund	SB 5536 1(2)	-220,296
Other funds	SB 5536 2(2)	-39
Archives Division		
Other funds	SB 5536 2(4)	-103,649
Audits Division		
Other funds	SB 5536 2(3)	-449,357
Corporation Division		
Other funds	SB 5536 2(5)	-151,548
Federal funds	SB 5536 3	-472,720
Oregon Liquor Control		
Commission:		
Administrative Expenses		
Other funds	HB 5019 1(1)	-1,315,406
Marijuana Regulation		
Other funds	HB 5019 1(2)	-143,021
Department of Revenue:		
Administration		
General Fund	SB 5535 1(1)	-3,655,209
Other funds	SB 5535 2(1)	-187,588
Property Tax		
General Fund	SB 5535 1(2)	-670,139
Other funds	SB 5535 2(2)	-19,802
Personal Tax and Compliance		
General Fund	SB 5535 1(3)	-1,972,254
Other funds	SB 5535 2(3)	-47,494
Business		
General Fund	SB 5535 1(4)	-621,206
Other funds	SB 5535 2(4)	-568,561
Debt Service		
General Fund	SB 5535 1(6)	-7,666,981
Senior Property Tax Deferral		
Other funds	SB 5535 2(7)	-36,919
Employment Relations Board:		
Operating Expenses		
General Fund	Ch. 507 1	-29,574
Operating Expenses (fees)		
Other funds	Ch. 507 2	-4,442
Assessments of Agencies		
Transferred to ODAS		
Other funds	Ch. 507 3	-12,055
Office of the Governor:		
Operating Expenses		
General Fund	SB 5521 1	-525,236
Other funds	SB 5521 4	-110,630
Regional Solutions		
Lottery funds	SB 5521 3	-138,447
Oregon Government		
Ethics Commission:		
Operating Expenses		
Other funds	Ch. 116 1	-28,614
State Library:		
Operating Expenses		

General Fund	Ch. 510 1	-69,365
Operating Expenses		
- Non-assessments		
Other funds	Ch. 510 2	-2,553
Operating Expenses		
- Assessments		
Other funds	Ch. 510 3	-135,318
Operating Expenses		
Federal funds	Ch. 510 4	-1,625

(2) CONSUMER AND BUSINESS SERVICES.

	2017 Oregon Laws Chapter/ Section	Adjustment
Agency/Program/Funds		
Oregon Board of Accountancy:		
Operating Expenses		
Other funds	Ch. 90 1	-\$56,046
State Board of Tax Practitioners:		
Operating Expenses		
Other funds	Ch. 376 1	-18,835
Construction Contractors Board:		
Operating Expenses		
Other funds	Ch. 261	-461,875
Oregon Board of Licensed Professional Counselors and Therapists:		
Operating Expenses		
Other funds	Ch. 262 1	-24,871
State Board of Psychologist Examiners:		
Operating Expenses		
Other funds	Ch. 262 2	-26,589
State Board of Chiropractic Examiners:		
Operating Expenses		
Other funds	Ch. 96	-51,085
State Board of Licensed Social Workers:		
Operating Expenses		
Other funds	Ch. 371	-25,841
Oregon Board Of Dentistry:		
Operating Expenses		
Other funds	Ch. 97	-38,848
Health-Related Licensing Boards:		

State Mortuary and Cemetery Board			
Other funds	Ch. 373 1		-21,099
Oregon Board of Naturopathic Medicine			
Other funds	Ch. 373 2		-12,737
Occupational Therapy Licensing Board			
Other funds	Ch. 373 3		-7,405
Board of Medical Imaging			
Other funds	Ch. 373 4		-14,003
State Board of Examiners for Speech-Language Pathology and Audiology			
Other funds	Ch. 373 5		-10,768
Oregon State Veterinary Medical Examining Board			
Other funds	Ch. 373 6		-17,187
Bureau of Labor and Industries:			
Operating Expenses			
General Fund	Ch. 509 1		-541,696
Other funds	Ch. 509 2		-195,369
Federal funds	Ch. 509 4		-960
Wage Security Fund Administration			
Other funds	Ch. 509 3(1)		-83,367
Public Utility Commission:			
Utility Program			
Other funds	Ch. 93 1(1)		-625,870
Residential Service Protection Fund			
Other funds	Ch. 93 1(2)		-11,972
Administration			
Other funds	Ch. 93 1(3)		-514,038
Oregon Board of Maritime Pilots			
Other funds	Ch. 93 1(4)		-4,996
Operating Expenses			
Federal funds	Ch. 93 2		-6,858
Department of Consumer and Business Services:			
Workers' Compensation Board			
Other funds	Ch. 372 1(1)		-686,446
Workers' Compensation Division			
Other funds	Ch. 372 1(2)		-1,589,898
Oregon OSHA			
Other funds	Ch. 372 1(3)		-968,443
Federal funds	Ch. 372 4(1)		-448,698
Central Services Division			
Other funds	Ch. 372 1(4)		-999,676

Federal funds	Ch. 372 4(3)	-9,841
Division of Financial Regulation		
Other funds	Ch. 372 1(5)	-1,565,605
Building Codes Division		
Other funds	Ch. 372 1(6)	-1,185,489
Federal funds	Ch. 372 4(4)	-3,851
Health Insurance Exchange		
- Marketplace Division		
Other funds	Ch. 372 2(1)	-158,934
Senior Health Insurance Benefit Assistance		
Federal funds	Ch. 372 4(2)	-12,870
Real Estate Agency: Operating Expenses		
Other funds	Ch. 59 1	-276,826
Oregon State Board of Nursing:		
Operating Expenses		
Other funds	Ch. 126 1	-450,604
Oregon Medical Board: Operating Expenses		
Other funds	Ch. 125 1	-345,981
State Board of Pharmacy: Operating Expenses		
Other funds	Ch. 92 1	-261,147

(3) ECONOMIC DEVELOPMENT.

	2017	
	Oregon Laws	
	Chapter/	
Agency/Program/Funds	Section	Adjustment
Oregon Business Development Department:		
Oregon Arts Commission		
General Fund	HB 5025 1(1)	-\$14,561
Business, Innovation and Trade		
General Fund	HB 5025 1(2)	-6,974
Other funds	HB 5025 2(1)	-178,261
Lottery funds	HB 5025 3(1)	-484,677
Federal funds	HB 5025 4(1)	
Debt Service		
General Fund	HB 5025 1(3)	-4,318,030
Infrastructure Finance Authority		
Other funds	HB 5025 2(2)	-142,756
Lottery funds	HB 5025 3(5)	-54,799

Federal funds	HB 5025 4(2)	-8,803
Operations		
Other funds	HB 5025 2(3)	-63,577
Lottery funds	HB 5025 3(2)	-208,458
Arts and Cultural Trust	HB 5025 4(3)	-182
Other funds	HB 5025 2(4)	-27,334
Lottery Bond Debt Service		
Lottery funds	HB 5025 3(4)	-1,410,613
Arts		
Federal funds	HB 5025 4(4)	-4,247
Housing and Community		
Services Department:		
Operating Expenses		
General Fund	HB 5012 1	-7,302
Other funds	HB 5012 2	-668,446
Federal funds	HB 5012 4	-119,605
Debt Service		
General Fund	HB 5012 5	-767,156
Department of Veterans'		
Affairs:		
Services Provided by the		
Department and Operations		
General Fund	HB 5039 1(1)	-136,724
Veteran Loans, Oregon		
Veterans' Homes		
Other funds	HB 5039 3(1)	-450,617
Employment Department:		
Operating Budget		
Other funds	Ch. 506 1(1)	-2,842,329
Office of Administrative		
Hearings		
Other funds	Ch. 506 1(2)	-648,469
Operating Budget		
Federal funds	Ch. 506 4	-4,403,080

(4) EDUCATION.

	2017	
	Oregon Laws	
	Chapter/	
Agency/Program/Funds	Section	Adjustment
Teacher Standards and		
Practices Commission:		
Operating Expenses		
Other funds	HB 5038 1	-\$214,668
Department of Education:		
Operations		
General Fund	SB 5516 1(1)	-1,499,642

Other funds	SB 5516 3(1)	-619,049
Federal funds	SB 5516 4(1)	-951,295
Oregon School for the Deaf		
General Fund	SB 5516 1(2)	-185,444
Federal funds	SB 5516 4(2)	-6,000
Debt service and related costs		
- XI-P bonds		
General Fund	SB 5516 8	-2,068,415
Chief Education Office		
Operating Expenses		
General Fund	SB 5522 1	-369,306
Higher Education		
Coordinating Commission:		
HECC Operations		
General Fund	SB 5524 1(1)	-537,050
Debt Service and Related Costs - XI-G Community Colleges		
General Fund	SB 5524 1(16)(a)	-5,339,250
Debt Service and Related Costs - XI-G Bonds Public Universities		
General Fund	SB 5524 1(16)(b)	-4,883,437
Debt Service and Related Costs - XI-G Bonds OHSU		
General Fund	SB 5533 1	-4,885,015
Debt Service and Related Costs - XI-Q Public Universities		
General Fund	SB 5524 1(16)(d)	-3,618,101
Debt Service and Related Costs - COPs Public Universities		
General Fund	SB 5524 1(16)(e)	+5
Lottery Debt Service - from Administrative Services Economic Development Fund for Public Universities		
Lottery funds	SB 5524 2	-40,020
Lottery Debt Service - from Administrative Services Economic Development Fund for Community Colleges		
Lottery funds	SB 5524 3	-33,955
Operations		
Other funds	SB 5524 6(1)	-215,046

Federal funds	SB 5524 7(1)	-430,120
Oregon Youth		
Conservation Corps		
Other funds	SB 5524 6(2)	-1,701
Federal funds	SB 5524 7(2)	-173

(5) HUMAN SERVICES.

	2017	
	Oregon Laws	
	Chapter/	
Agency/Program/Funds	Section	Adjustment
Long Term Care Ombudsman:		
General Program and Services		
Provided to Care Facility		
Residents		
General Fund	HB 5021 1(1)	-\$199,839
Public Guardian and		
Conservator Program		
General Fund	HB 5021 1(2)	-72,670
Operating Expenses		
Other funds	HB 5021 2	-2,593
Commission for the Blind:		
Operating Expenses		
General Fund	HB 5003 1	-41,304
Other funds	HB 5003 2	-11,467
Federal funds	HB 5003 3	-157,969
Psychiatric Security Review		
Board		
Operating Expenses		
General Fund	Ch. 411 1	-33,233
Department of Human Services:		
Central Services and State		
Assessments and Enterprise-Wide		
Costs		
General Fund	SB 5526 1(1)	-6,503,595
Other funds	SB 5526 2(1)	-114,553
Federal funds	SB 5526 3(1)	-5,645,170
Child Welfare, Self-		
Sufficiency and Vocational		
Rehabilitation Services		
General Fund	SB 5526 1(2)	-2,248,160
Other funds	SB 5526 2(2)	-12,035
Federal funds	SB 5526 3(2)	-1,952,822
Aging and People with		
Disabilities and		
Intellectual/Developmental		
Disabilities Programs		
General Fund	SB 5526 1(3)	-3,003,415

Other funds	SB 5526 2(3)	-128,378
Federal funds	SB 5526 3(3)	-539,271
Debt Service		
General Fund	SB 5526 1(4)	+1,028,094
Shared Services		
Other funds	SB 5526 2(4)	-91,400
Oregon Health Authority: Programs		
General Fund	HB 5026 1(1)	-6,738,375
Other funds	HB 5026 2(1)	-2,780,297
Federal funds	HB 5026 4(1)	-5,804,750
Central Services, Statewide Assessments and Enterprise-Wide Costs		
General Fund	HB 5026 1(2)	-3,949,892
Other funds	HB 5026 2(2)	-777,602
Federal funds	HB 5026 4(2)	-4,958,469
Debt Service		
General Fund	HB 5026 1(4)	+4,001
Shared Administrative Services		
Other funds	HB 5026 2(3)	-2,484,473
Gambling Addiction Programs		
Lottery funds	HB 5026 3(1)	-4,617

(6) JUDICIAL BRANCH.

	2017 Oregon Laws Chapter/ Section	Adjustment
Agency/Program/Funds		
Commission on Judicial Fitness and Disability: Administration	Ch. 91 1(1)	-\$577
Judicial Department: Operations		
General Fund	HB 5013 1(2)	-7,632,399
Other funds	HB 5013 2(1)	-463,210
Mandated Payments		
General Fund	HB 5013 1(3)	-324,033
Debt Service		
General Fund	HB 5013 1(5)	-2,555,411
Third-Party Debt Collection		
General Fund	HB 5013 1(6)	-451,097
Oregon Law Commission		
General Fund	HB 5013 4	-12,186
Council on Court Procedures		

General Fund	HB 5013 5	-2,055
Conciliation and Mediation Services in Circuit Courts		
General Fund	HB 5013 6(1)	-274,864
Operating Law Libraries or Providing Law Library Services		
General Fund	HB 5013 7(1)	-274,864
Public Defense Services		
Commission:		
Appellate Division		
General Fund	HB 5033 1(1)	-114,978
Professional Services		
General Fund	HB 5033 1(2)	-592,359
Contract and Business Services Division		
General Fund	HB 5033 1(3)	-31,964

(7) LEGISLATIVE BRANCH.

	2017 Oregon Laws Chapter/ Section	Adjustment
Agency/Program/Funds		
Legislative Administration Committee:		
General Program		
General Fund	HB 5017 1(1)	-\$1,035,828
Debt Service		
General Fund	HB 5017 1(2)	-1,351,534
Other funds	HB 5017 2(2)	-28,305
Legislative Assembly: Biennial General Fund		
General Fund	HB 5017 6	-887,914
79th Leg Assembly		
General Fund	HB 5017 7(1)	-199,170
80th Leg Assembly		
General Fund	HB 5017 7(2)	-237,310
Legislative Counsel Committee:		
Operating Expenses		
General Fund	HB 5017 10	-232,754
Other funds	HB 5017 11	-59,154
Legislative Fiscal Officer:		
Operating Expenses		
General Fund	HB 5017 13(1)	-183,583
Other funds	HB 5017 13(2)	-124,420
Legislative Revenue		

Officer:			
Operating Expenses			
General Fund	HB 5017 15		-18,516
Commission on Indian Services:			
Operating Expenses			
General Fund	HB 5017 16		-1,750
Legislative Policy			
and Research Committee:			
Operating Expenses			
General Fund	HB 5017 14		-45,374

(8) NATURAL RESOURCES.

	2017		
	Oregon Laws		
Agency/Program/Funds	Chapter/	Section	Adjustment
State Marine Board:			
Administration and Education			
Other funds	Ch. 299 1(1)		-\$240,265
Federal funds	Ch. 299 2(1)		-638
Marine Law Enforcement			
Other funds	Ch. 299 1(2)		-38,096
Facilities Construction and Maintenance			
Other funds	Ch. 299 1(3)		-48,898
Federal funds	Ch. 299 2(3)		-735
Aquatic Invasive Species			
Other funds	Ch. 299 1(4)		-8,541
State Department Of Energy:			
Operations			
Other funds	HB 5009 1		-538,561
Operations			
Federal funds	HB 5009 3		-72,012
State Department of Geology and Mineral Industries:			
General Fund	Ch. 508 1		-104,725
Geologic Survey			
Other funds	Ch. 508 2(1)		-81,770
Mined Land Reclamation			
Other funds	Ch. 508 2(2)		-59,652
Federal Funds			
Federal funds	Ch. 508 3		-65,496
State Parks and Recreation			
Department:			
Director's Office			

Other funds	HB 5028 1(1)	-9,909
Lottery funds	HB 5028 2(1)	-9,437
Central Services		
Other funds	HB 5028 1(2)	-625,001
Lottery funds	HB 5028 2(2)	-595,228
Parks Development		
Other funds	HB 5028 1(3)	-16,293
Lottery funds	HB 5028 2(3)	-77,833
Direct Services		
Other funds	HB 5028 1(4)	-1,163,066
Lottery funds	HB 5028 2(4)	-1,084,203
Community Support and Grants		
Other funds	HB 5028 1(5)	-65,072
Lottery funds	HB 5028 2(5)	-114,304
Federal funds	HB 5028 4(3)	-7,925
Debt Service		
Lottery funds	HB 5028 3	-895,019
Land Use Board of Appeals:		
General Fund	Ch. 536 1	-11,384
Water Resources Department:		
Administrative Services		
General Fund	SB 5542 1(1)	-272,584
Other funds	SB 5542 3(1)	-8,346
Field Services		
General Fund	SB 5542 1(2)	-419,025
Other funds	SB 5542 3(2)	-83,828
Technical Services		
General Fund	SB 5542 1(4)	-292,796
Other funds	SB 5542 3(4)	-103,478
Water Rights and Adjudications		
General Fund	SB 5542 1(3)	-157,832
Other funds	SB 5542 3(3)	-149,596
Director's Office		
General Fund	SB 5542 1(5)	-144,123
Other funds	SB 5542 3(5)	-516
Debt Service		
Lottery funds	SB 5542 2	-2,078,875
Oregon Watershed Enhancement Board:		
Operating Expenses, Activities and Projects		
Lottery funds	HB 5040 5	-205,451
Operations		
Federal funds	HB 5040 7(1)	-1,136
Department of State Lands: Common School Fund programs		
Other funds	Ch. 375 1(1)	-889,306
Oregon Removal-Fill Mitigation Fund		

Other funds	Ch. 375 1(2)	-1,312
South Slough National Estuarine Research Reserve Operations		
Other funds	Ch. 375 1(3)	-2,689
Federal funds	Ch. 375 2(1)	-3,183
State Department of Agriculture: Administrative and Support Services		
General Fund	SB 5502 1(1)	-35,090
Other funds	SB 5502 2(1)	-215,975
Food Safety		
General Fund	SB 5502 1(2)	-320,643
Other funds	SB 5502 2(2)	-820,939
Federal funds	SB 5502 4(2)	-17,733
Natural Resources		
General Fund	SB 5502 1(3)	-322,517
Other funds	SB 5502 2(3)	-498,819
Federal funds	SB 5502 4(3)	-290,342
Market Access		
General Fund	SB 5502 1(4)	-138,405
Other funds	SB 5502 2(4)	-518,320
Federal funds	SB 5502 4(4)	-80,265
Parks and Natural Resources Fund		
Lottery funds	SB 5502 3	-231,617
Department of Environmental Quality:		
Air Quality		
General Fund	SB 5518 1(1)	-234,069
Other funds	SB 5518 2(1)	-888,549
Federal funds	SB 5518 5(1)	-122,687
Water Quality		
General Fund	SB 5518 1(2)	-597,915
Other funds	SB 5518 2(2)	-598,902
Federal funds	SB 5518 5(2)	-200,452
Land Quality		
General Fund	SB 5518 1(3)	-20,206
Other funds	SB 5518 2(3)	-989,962
Federal funds	SB 5518 5(3)	-138,104
Agency Management		
Other funds	SB 5518 2(4)	-1,137,349
Parks and Natural Resources Fund		
Lottery funds	SB 5518 3	-77,348
State Department of Fish and Wildlife: Fish Division		
General Fund	HB 5010 1(1)	-709,209
Other funds	HB 5010 2(1)	-1,362,394
Lottery funds	HB 5010 3(1)	-138,259

Federal funds	HB 5010 4(1)	-2,277,221
Wildlife Division		
General Fund	HB 5010 1(2)	-133,193
Other funds	HB 5010 2(2)	-665,554
Lottery funds	HB 5010 3(2)	-29,119
Federal funds	HB 5010 4(2)	-516,104
Administrative Services Division		
General Fund	HB 5010 1(3)	-294,396
Other funds	HB 5010 2(3)	-1,319,002
Federal funds	HB 5010 4(3)	-263,990
Capital Improvement		
General Fund	HB 5010 1(5)	-5,556
Other funds	HB 5010 2(4)	-21,222
Federal funds	HB 5010 4(4)	-1,261
State Forestry Department:		
Fire Protection		
General Fund	SB 5519 1(2)	-807,445
Other funds	SB 5519 2(2)	-1,396,275
Federal funds	SB 5519 4(2)	-250,834
Private Forests		
General Fund	SB 5519 1(3)	-393,658
Other funds	SB 5519 2(4)	-217,341
Federal funds	SB 5519 4(4)	-177,362
Debt Service		
General Fund	SB 5519 1(4)	-468,487
Other funds	SB 5519 2(6)	+ 5
Agency Administration		
Other funds	SB 5519 2(1)	-1,444,724
Federal funds	SB 5519 4(1)	-46,466
State Forests		
Other funds	SB 5519 2(3)	-1,217,972
Federal funds	SB 5519 4(3)	-20,709
Equipment Pool		
Other funds	SB 5519 2(7)	-172,599
Facilities Maintenance and Management		
Other funds	SB 5519 2(8)	-446
Debt Service Relating to Purchase of Land in Gilchrist Forest		
Lottery funds	SB 5519 3	-5,594
Department of Land Conservation and Development:		
Planning Program		
General Fund	SB 5527 1(1)	-391,147
Other funds	SB 5527 2	-1,373
Federal funds	SB 5527 3	-108,803
Grant Programs		
General Fund	SB 5527 1(2)	-4,782
Columbia River Gorge		

Other funds	HB 5004 2(2)	-277,134
Offender Management and Rehabilitation		
General Fund	HB 5004 1(3)	-2,685,607
Other funds	HB 5004 2(3)	-195
Community Corrections		
General Fund	HB 5004 1(4)	-246,254
Other funds	HB 5004 2(4)	-14,429
Debt Service		
General Fund	HB 5004 1(5)	-658,193
Agency Operations		
Federal funds	HB 5004 3	-10,323
Oregon Criminal Justice Commission:		
General Fund		
General Fund	Ch. 505 1	-87,794
Other Funds		
Other funds	Ch. 505 2	-1,137
Federal Funds		
Federal funds	Ch. 505 3	-3,503
District Attorneys and Deputies:		
Department of Justice for District Attorneys		
General Fund	Ch. 535 1	-23,359
Department of Justice: Civil Enforcement Division		
General Fund	HB 5015 1(2)	-175,560
Other funds	HB 5015 2(3)	-2,730,192
Federal funds	HB 5015 3(1)	-110,833
Criminal Justice Division		
General Fund	HB 5015 1(3)	-742,746
Other funds	HB 5015 2(4)	-400,113
Federal funds	HB 5015 3(2)	-7,605
Crime Victims' Services Division		
General Fund	HB 5015 1(4)	-62,074
Other funds	HB 5015 2(5)	-143,012
Federal funds	HB 5015 3(3)	-45,546
Defense of Criminal Convictions		
General Fund	HB 5015 1(5)	-2,311,204
Division of Child Support		
General Fund	HB 5015 1(6)	-769,725
Other funds	HB 5015 2(8)	-792,734
Federal funds	HB 5015 3(4)	-2,907,865
Debt Service and Related Costs		
General Fund	HB 5015 1(7)	-156,291
Office of Attorney General and Administration		

Other funds	HB 5015 2(1)	-1,019,176
Appellate Division		
Other funds	HB 5015 2(2)	-596,415
General Counsel Division		
Other funds	HB 5015 2(6)	-1,533,642
Trial Division		
Other funds	HB 5015 2(7)	-889,956
Oregon Military Department:		
Administration		
General Fund	SB 5532 1(1)	+76,996
Other funds	SB 5532 2(1)	-45,478
Operations		
General Fund	SB 5532 1(2)	-411,130
Other funds	SB 5532 2(2)	-71,972
Federal funds	SB 5532 3(1)	-1,306,853
Emergency Management		
General Fund	SB 5532 1(3)	+93,379
Other funds	SB 5532 2(3)	-136,055
Federal funds	SB 5532 3(2)	-74,983
Community Support		
General Fund	SB 5532 1(4)	-8,090
Other funds	SB 5532 2(4)	-19,572
Federal funds	SB 5532 3(3)	+44,277
Capital Debt Service and Related Costs		
General Fund	SB 5532 1(5)	-424,421
Debt Service		
Other funds	SB 5532 2(5)	+5
Capital Improvement		
Federal funds	SB 5532 3(4)	-11
Department of Public Safety Standards and Training:		
Operations		
Other funds	HB 5034 2(1)	-1,183,157
Federal funds	HB 5034 3	-5,100
Oregon Youth Authority:		
Operations		
General Fund	HB 5042 1(1)	-5,665,031
Other funds	HB 5042 2	-108,106
Federal funds	HB 5042 3	-218,984
Debt Service		
General Fund	HB 5042 1(5)	+230,551
Capital Improvements		
General Fund	HB 5042 1(6)	-8,030

(10) TRANSPORTATION.

2017
Oregon Laws

Agency/Program/Funds	Chapter/ Section	Adjustment
Oregon Department of Aviation:		
Operations		
Other funds	Ch. 95 1(1)	-\$28,552
Federal funds	Ch. 95 2(1)	-1,538
Aircraft Registration		
Other funds	Ch. 95 1(2)	-4,154
Pavement Maintenance		
Other funds	Ch. 95 1(3)	-6,758
General Aviation Entitlement		
Grant Program		
Other funds	Ch. 95 1(4)	-509
Department of		
Transportation:		
RD Passenger Rail		
General Fund	SB 5540 2	-389,942
Debt Service		
General Fund	SB 5540 3	-1,037,553
Other funds	SB 5540 4(16)	+10
Lottery funds	SB 5540 6	-6,039,258
Capital Improvement		
Other funds	SB 5540 4(1)	
Maintenance and Emergency		
Relief Programs		
Other funds	SB 5540 4(2)	-6,836,939
Preservation Program		
Other funds	SB 5540 4(3)	-802,259
Bridge Program		
Other funds	SB 5540 4(4)	-847,797
Operations Program		
Other funds	SB 5540 4(5)	-1,197,378
Modernization Program		
Other funds	SB 5540 4(6)	-1,247,576
Special Programs		
Other funds	SB 5540 4(7)	-4,404,898
Local Government Program		
Other funds	SB 5540 4(8)	-426,811
Driver and Motor Vehicle		
Services		
Other funds	SB 5540 4(9)	-3,451,697
Motor Carrier		
Transportation		
Other funds	SB 5540 4(10)	-1,474,879
Transportation Program		
Development		
Other funds	SB 5540 4(11)	-2,190,811
Federal funds	SB 5540 5(2)	-7,622
Public Transit		
Other funds	SB 5540 4(12)	-150,456

Federal funds	SB 5540 5(3)	-4,693
Rail		
Other funds	SB 5540 4(13)	-22,366
Federal funds	SB 5540 5(4)	-101,026
Transportation Safety		
Other funds	SB 5540 4(14)	-126,057
Federal funds	SB 5540 5(5)	-112,373
Central Services		
Other funds	SB 5540 4(15)	-15,432,922
Federal funds	SB 5540 5(6)	-1,316

SECTION 146. This 2017 Act being necessary for the immediate preservation of the public peace, health and safety, an emergency is declared to exist, and this 2017 Act takes effect July 1, 2017.

Passed by House July 5, 2017

Received by Governor:

.....M,....., 2017

.....
Timothy G. Sekerak, Chief Clerk of House

Approved:

.....M,....., 2017

.....
Tina Kotek, Speaker of House

.....
Kate Brown, Governor

Passed by Senate July 6, 2017

Filed in Office of Secretary of State:

.....M,....., 2017

.....
Peter Courtney, President of Senate

.....
Dennis Richardson, Secretary of State

HB 5006 A BUDGET REPORT and MEASURE SUMMARY

Carrier: Sen. Devlin

Joint Committee On Ways and Means

Action Date: 07/03/17

Action: Do pass the A-Eng bill.

Senate Vote

Yeas: 11 - DeBoer, Devlin, Frederick, Girod, Hansell, Johnson, Manning Jr, Monroe, Roblan, Steiner Hayward, Winters

Nays: 1 - Thomsen

House Vote

Yeas: 7 - Gomberg, Holvey, Huffman, Nathanson, Rayfield, Smith Warner, Williamson

Nays: 1 - McLane

Exc: 3 - Smith G, Stark, Whisnant

Prepared By: Laurie Byerly and Gregory Jolivette, Legislative Fiscal Office

Reviewed By: Paul Siebert, Legislative Fiscal Office

Emergency Board

2017-19

Various Agencies

2015-17

Budget Summary*

	<u>2015-17 Legislatively Approved Budget</u>	<u>2017-19 Committee Recommendation</u>	<u>Committee Change</u>
<u>Emergency Board</u>			
General Fund - General Purpose	-	\$ 50,000,000	\$ 50,000,000
General Fund - Special Purpose Appropriations			
State Agencies for state employee compensation	-	\$ 100,000,000	\$ 100,000,000
State Agencies for non-state worker compensation	-	\$ 10,000,000	\$ 10,000,000
Reduction to SB 505 special purpose appropriation	-	\$ (600,000)	\$ (600,000)
 <u>ADMINISTRATION PROGRAM AREA</u>			
<u>Department of Administrative Services</u>			
General Fund	-	\$ 9,091,000	\$ 9,091,000
General Fund Debt Service	-	\$ (4,962,907)	\$ (4,962,907)
Lottery Funds	-	\$ 180,000	\$ 180,000
Lottery Funds Debt Service	-	\$ (2,317,505)	\$ (2,317,505)
Other Funds	-	\$ 23,939,750	\$ 23,939,750
Other Funds Debt Service	-	\$ 1,080,828	\$ 1,080,828
 <u>Advocacy Commissions Office</u>			
General Fund	-	\$ 10,471	\$ 10,471
 <u>Employment Relations Board</u>			
General Fund	-	\$ (29,574)	\$ (29,574)
Other Funds	-	\$ (16,497)	\$ (16,497)
 <u>Oregon Government Ethics Commission</u>			
Other Funds	-	\$ (28,614)	\$ (28,614)
 <u>Office of the Governor</u>			
General Fund	-	\$ (525,236)	\$ (525,236)
Lottery Funds	-	\$ (138,447)	\$ (138,447)
Other Funds	-	\$ (110,630)	\$ (110,630)
 <u>Oregon Liquor Control Commission</u>			
Other Funds	-	\$ (1,458,427)	\$ (1,458,427)

Budget Summary*

	<u>2015-17 Legislatively Approved Budget</u>	<u>2017-19 Committee Recommendation</u>	<u>Committee Change</u>
<u>Public Employees Retirement System,</u>			
Other Funds	-	\$ (2,508,616)	\$ (2,508,616)
<u>Racing Commission</u>			
Other Funds	-	\$ (89,929)	\$ (89,929)
<u>Department of Revenue</u>			
General Fund	-	\$ (5,581,902)	\$ (5,581,902)
General Fund Debt Service	-	\$ (6,870,670)	\$ (6,870,670)
Other Funds	-	\$ 7,676,661	\$ 7,676,661
<u>Secretary of State</u>			
General Fund	-	\$ (346,704)	\$ (346,704)
Other Funds	-	(1,030,747)	\$ (1,030,747)
Federal Funds	-	\$ (472,720)	\$ (472,720)
<u>State Library</u>			
General Fund	-	\$ 128,123	\$ 128,123
Other Funds	-	\$ (137,871)	\$ (137,871)
Federal Funds	-	\$ (1,625)	\$ (1,625)
<u>State Treasurer</u>			
General Fund	-	\$ 1,013,497	\$ 1,013,497
Other Funds	-	\$ (1,557,357)	\$ (1,557,357)
<u>CONSUMER AND BUSINESS SERVICES PROGRAM AREA</u>			
<u>State Board of Accountancy</u>			
Other Funds	-	\$ (56,046)	\$ (56,046)
<u>Chiropractic Examiners Board</u>			
Other Funds	-	\$ (51,085)	\$ (51,085)

Budget Summary*

	2015-17 Legislatively Approved Budget	2017-19 Committee Recommendation	Committee Change
<u>Consumer and Business Services</u>			
Other Funds	-	\$ (5,252,286)	\$ (5,252,286)
Federal Funds	-	\$ (475,260)	\$ (475,260)
<u>Construction Contractors Board</u>			
Other Funds	-	\$ (461,875)	\$ (461,875)
<u>Board of Dentistry</u>			
Other Funds	-	\$ (38,848)	\$ (38,848)
<u>Health Related Licensing Boards</u>			
Other Funds	-	\$ (83,199)	\$ (83,199)
<u>Bureau of Labor and Industries</u>			
General Fund	-	\$ (127,909)	\$ (127,909)
Other Funds	-	\$ (278,736)	\$ (278,736)
Federal Funds	-	\$ (960)	\$ (960)
<u>Licensed Professional Counselors and Therapists. Board of</u>			
Other Funds	-	\$ (24,871)	\$ (24,871)
<u>Licensed Social Workers, Board of</u>			
Other Funds	-	\$ (25,841)	\$ (25,841)
<u>Medical Board</u>			
Other Funds	-	\$ (345,981)	\$ (345,981)
<u>Board of Nursing</u>			
Other Funds	-	\$ (450,604)	\$ (450,604)
<u>Board of Pharmacy</u>			
Other Funds	-	\$ (261,147)	\$ (261,147)

Budget Summary*

	<u>2015-17 Legislatively Approved Budget</u>	<u>2017-19 Committee Recommendation</u>	<u>Committee Change</u>
<u>Psychologist Examiners Board</u>			
Other Funds	-	\$ (26,589)	\$ (26,589)
<u>Public Utility Commission</u>			
Other Funds	-	\$ (1,156,876)	\$ (1,156,876)
Federal Funds	-	\$ (6,858)	\$ (6,858)
<u>Real Estate Agency</u>			
Other Funds	-	\$ (276,826)	\$ (276,826)
<u>Tax Practitioners Board</u>			
Other Funds	-	\$ (18,835)	\$ (18,835)
<u>ECONOMIC AND COMMUNITY DEVELOPMENT PROGRAM AREA</u>			
<u>Oregon Business Development Department</u>			
General Fund	-	\$ 3,628,465	\$ 3,628,465
General Fund Debt Service	-	\$ (1,481,045)	\$ (1,481,045)
Lottery Funds	-	\$ (247,934)	\$ (247,934)
Lottery Funds Debt Service	-	\$ (1,410,613)	\$ (1,410,613)
Other Funds	-	\$ 151,174,323	\$ 151,174,323
Other Funds Nonlimited	-	\$ 30,000,000	\$ 30,000,000
Federal Funds	-	\$ (13,232)	\$ (13,232)
<u>Employment Department</u>			
Other Funds	-	\$ (3,490,798)	\$ (3,490,798)
Federal Funds	-	\$ (4,403,080)	\$ (4,403,080)
<u>Housing and Community Services Department</u>			
General Fund	-	\$ 21,433,916	\$ 21,433,916
General Fund Debt Service	-	\$ 2,640,239	\$ 2,640,239
Lottery Funds	-	\$ 350,000	\$ 350,000
Other Funds	-	\$ 25,972,449	\$ 25,972,449
Federal Funds	-	\$ (7,227,385)	\$ (7,227,385)

Budget Summary***Department of Veterans' Affairs**

	<u>2015-17 Legislatively Approved Budget</u>	<u>2017-19 Committee Recommendation</u>	<u>Committee Change</u>
General Fund	-	\$ (136,724)	\$ (136,724)
Lottery Funds	-	\$ -	\$ -
Other Funds	-	\$ (140,617)	\$ (140,617)
Federal Funds	-	\$ -	\$ -

EDUCATION PROGRAM AREA**Department of Education**

General Fund	-	\$ (1,685,086)	\$ (1,685,086)
General Fund Debt Service	-	\$ (1,587,898)	\$ (1,587,898)
Other Funds	-	\$ 270,433,393	\$ 270,433,393
Federal Funds	-	\$ (957,295)	\$ (957,295)

State School Fund

General Fund	-	\$ (30,372,945)	\$ (30,372,945)
Lottery Funds	-	\$ 12,465,745	\$ 12,465,745
Other Funds	-	\$ 17,907,200	\$ 17,907,200

Higher Education Coordinating Commission

General Fund	-	\$ 8,532,950	\$ 8,532,950
General Fund Debt Service	-	\$ (13,840,783)	\$ (13,840,783)
Lottery Funds Debt Service	-	\$ (73,975)	\$ (73,975)
Other Funds	-	\$ 6,614,787	\$ 6,614,787
Federal Funds	-	\$ (430,293)	\$ (430,293)

Chief Education Office

General Fund	-	\$ (369,306)	\$ (369,306)
--------------	---	--------------	--------------

Teacher Standards and Practices

Other Funds	-	\$ (214,668)	\$ (214,668)
-------------	---	--------------	--------------

Budget Summary*

HUMAN SERVICES PROGRAM AREA

Commission for the Blind

	<u>2015-17 Legislatively Approved Budget</u>	<u>2017-19 Committee Recommendation</u>	<u>Committee Change</u>
General Fund	-	\$ (41,304)	\$ (41,304)
Other Funds	-	\$ (11,467)	\$ (11,467)
Federal Funds	-	\$ (157,969)	\$ (157,969)

Oregon Health Authority

General Fund	-	\$ (59,956,387)	\$ (59,956,387)
General Fund Debt Service	-	\$ 4,001	\$ 4,001
Lottery Funds	-	\$ (4,617)	\$ (4,617)
Other Funds	-	\$ 71,374,612	\$ 71,374,612
Federal Funds	-	\$ (9,456,614)	\$ (9,456,614)

Department of Human Services

General Fund	-	\$ (8,487,786)	\$ (8,487,786)
General Fund Debt Service	-	\$ 10,521,010	\$ 10,521,010
Other Funds	-	\$ 45,175,634	\$ 45,175,634
Federal Funds	-	\$ 138,153,153	\$ 138,153,153

Long Term Care Ombudsman

General Fund	-	\$ (272,509)	\$ (272,509)
Other Funds	-	\$ (2,593)	\$ (2,593)

Psychiatric Security Review Board

General Fund	-	\$ (33,233)	\$ (33,233)
--------------	---	-------------	-------------

JUDICIAL BRANCH

Judicial Department

General Fund	-	\$ (7,171,498)	\$ (7,171,498)
General Fund Debt Service	-	\$ (2,555,411)	\$ (2,555,411)
Other Funds	-	\$ 195,971,790	\$ 195,971,790

Budget Summary*

	<u>2015-17 Legislatively Approved Budget</u>	<u>2017-19 Committee Recommendation</u>	<u>Committee Change</u>
<u>Commission on Judicial Fitness and Disability</u>			
General Fund	-	\$ (577)	\$ (577)
<u>Public Defense Services Commission</u>			
General Fund	-	\$ 1,060,699	\$ 1,060,699
<u>LEGISLATIVE BRANCH</u>			
<u>Legislative Administration Committee</u>			
General Fund	-	\$ 4,109,449	\$ 4,109,449
General Fund Debt Service	-	\$ (445,481)	\$ (445,481)
Other Funds	-	\$ 239,358	\$ 239,358
Other Funds Debt Service	-	\$ (28,305)	\$ (28,305)
<u>Legislative Assembly</u>			
General Fund	-	\$ (1,324,394)	\$ (1,324,394)
<u>Legislative Commission on Indian Services</u>			
General Fund	-	\$ (1,750)	\$ (1,750)
<u>Legislative Counsel</u>			
General Fund	-	\$ (232,754)	\$ (232,754)
Other Funds	-	\$ (59,154)	\$ (59,154)
<u>Legislative Fiscal Office</u>			
General Fund	-	\$ (183,583)	\$ (183,583)
Other Funds	-	\$ (124,420)	\$ (124,420)
<u>Legislative Revenue Office</u>			
General Fund	-	\$ (18,516)	\$ (18,516)
<u>Legislative Policy and Research Office</u>			
General Fund	-	\$ (45,374)	\$ (45,374)

Budget Summary*

NATURAL RESOURCES PROGRAM AREA

State Department of Agriculture

	<u>2015-17 Legislatively Approved Budget</u>	<u>2017-19 Committee Recommendation</u>	<u>Committee Change</u>
General Fund	-	\$ (1,066,655)	\$ (1,066,655)
Lottery Funds	-	\$ (231,617)	\$ (231,617)
Other Funds	-	\$ (2,054,053)	\$ (2,054,053)
Federal Funds	-	\$ (388,340)	\$ (388,340)

Columbia River Gorge Commission

General Fund	-	\$ 24,081	\$ 24,081
--------------	---	-----------	-----------

State Department of Energy

Other Funds	-	\$ (538,561)	\$ (538,561)
Federal Funds	-	\$ (72,012)	\$ (72,012)

Department of Environmental Quality

General Fund	-	\$ (352,190)	\$ (352,190)
Lottery Funds	-	\$ (77,348)	\$ (77,348)
Other Funds	-	\$ (3,614,762)	\$ (3,614,762)
Federal Funds	-	\$ (461,243)	\$ (461,243)

State Department of Fish and Wildlife

General Fund	-	\$ 182,646	\$ 182,646
Lottery Funds	-	\$ (167,378)	\$ (167,378)
Other Funds	-	\$ (3,153,172)	\$ (3,153,172)
Federal Funds	-	\$ (3,058,576)	\$ (3,058,576)

Department of Forestry

General Fund	-	\$ (1,201,103)	\$ (1,201,103)
General Fund Debt Service	-	\$ (410,919)	\$ (410,919)
Lottery Funds Debt Service	-	\$ (5,594)	\$ (5,594)
Other Funds	-	\$ 96,885,643	\$ 96,885,643
Other Funds Debt Service	-	\$ 79,996	\$ 79,996
Federal Funds	-	\$ (495,371)	\$ (495,371)

Budget Summary*

	<u>2015-17 Legislatively Approved Budget</u>	<u>2017-19 Committee Recommendation</u>	<u>Committee Change</u>
<u>Department of Geology and Mineral Industries</u>			
General Fund	-	\$ (104,725)	\$ (104,725)
Other Funds	-	\$ (141,422)	\$ (141,422)
Federal Funds	-	\$ (65,496)	\$ (65,496)
<u>Department of Land Conservation and Development</u>			
General Fund	-	\$ (395,929)	\$ (395,929)
Other Funds	-	\$ (1,373)	\$ (1,373)
Federal Funds	-	\$ (108,803)	\$ (108,803)
<u>Land Use Board of Appeals</u>			
General Fund	-	\$ 266	\$ 266
<u>Oregon Marine Board</u>			
Other Funds	-	\$ (335,800)	\$ (335,800)
Federal Funds	-	\$ (1,373)	\$ (1,373)
<u>Department of Parks and Recreation</u>			
Lottery Funds	-	\$ (1,881,005)	\$ (1,881,005)
Lottery Funds Debt Service	-	\$ (895,019)	\$ (895,019)
Other Funds	-	\$ 3,232,341	\$ 3,232,341
Federal Funds	-	\$ (7,925)	\$ (7,925)
<u>Department of State Lands</u>			
General Fund	-	\$ 5,000,000	\$ 5,000,000
Other Funds	-	\$ 11,149,657	\$ 11,149,657
Federal Funds	-	\$ (3,183)	\$ (3,183)
<u>Water Resources Department</u>			
General Fund	-	\$ (748,813)	\$ (748,813)
Lottery Funds Debt Service	-	\$ (2,078,875)	\$ (2,078,875)
Other Funds	-	\$ 21,943,095	\$ 21,943,095
Federal Funds	-	\$ -	\$ -

Budget Summary*

	<u>2015-17 Legislatively Approved Budget</u>	<u>2017-19 Committee Recommendation</u>	<u>Committee Change</u>
<u>Watershed Enhancement Board</u>			
Lottery Funds	-	\$ (205,451)	\$ (205,451)
Federal Funds	-	\$ (1,136)	\$ (1,136)
<u>PUBLIC SAFETY PROGRAM AREA</u>			
<u>Department of Corrections</u>			
General Fund	-	\$ (23,762,896)	\$ (23,762,896)
General Fund Debt Service	-	\$ 1,268,059	\$ 1,268,059
Other Funds	-	\$ 272,630	\$ 272,630
Federal Funds	-	\$ (10,323)	\$ (10,323)
<u>Oregon Criminal Justice Commission</u>			
General Fund	-	\$ (87,794)	\$ (87,794)
Other Funds	-	\$ (1,137)	\$ (1,137)
Federal Funds	-	\$ (3,503)	\$ (3,503)
<u>District Attorneys and their Deputies</u>			
General Fund	-	\$ (23,359)	\$ (23,359)
<u>Department of Justice</u>			
General Fund	-	\$ (3,386,309)	\$ (3,386,309)
General Fund Debt Service	-	\$ 3,235,629	\$ 3,235,629
Other Funds	-	\$ 15,825,892	\$ 15,825,892
Federal Funds	-	\$ 29,064,361	\$ 29,064,361
<u>Oregon Military Department</u>			
General Fund	-	\$ 932,333	\$ 932,333
General Fund Debt Service	-	\$ (802,765)	\$ (802,765)
Other Funds	-	\$ 5,245,172	\$ 5,245,172
Federal Funds	-	\$ (1,156,392)	\$ (1,156,392)

Budget Summary*

	<u>2015-17 Legislatively Approved Budget</u>	<u>2017-19 Committee Recommendation</u>	<u>Committee Change</u>
<u>Oregon Board of Parole</u>			
General Fund	-	\$ (340,944)	\$ (340,944)
<u>Oregon State Police</u>			
General Fund	-	\$ (2,667,382)	\$ (2,667,382)
Lottery Funds	-	\$ (240,268)	\$ (240,268)
Other Funds	-	\$ (26,542)	\$ (26,542)
Federal Funds	-	\$ (142,526)	\$ (142,526)
<u>Department of Public Safety Standards and Training</u>			
Other Funds	-	\$ (1,183,157)	\$ (1,183,157)
Federal Funds	-	\$ 464,466	\$ 464,466
<u>Oregon Youth Authority</u>			
General Fund	-	\$ (4,902,061)	\$ (4,902,061)
General Fund Debt Service	-	\$ 1,925,787	\$ 1,925,787
Other Funds	-	\$ 567,980	\$ 567,980
Federal Funds	-	\$ (218,984)	\$ (218,984)
<u>TRANSPORTATION PROGRAM AREA</u>			
<u>Department of Aviation</u>			
Other Funds	-	\$ (39,973)	\$ (39,973)
Federal Funds	-	\$ (1,538)	\$ (1,538)
<u>Department of Transportation</u>			
General Fund	-	\$ (389,942)	\$ (389,942)
General Fund Debt Service	-	\$ (1,037,553)	\$ (1,037,553)
Lottery Funds Debt Service	-	\$ (6,039,258)	\$ (6,039,258)
Other Funds	-	\$ (1,415,838)	\$ (1,415,838)
Other Funds Debt Service	-	\$ 10	\$ 10
Federal Funds	-	\$ (227,030)	\$ (227,030)

Budget Summary*

	<u>2015-17 Legislatively Approved Budget</u>	<u>2017-19 Committee Recommendation</u>	<u>Committee Change</u>
--	--	---	-------------------------

2017-19 Budget Summary

General Fund Total	-	\$ 58,172,743	\$ 58,172,743
General Fund Debt Service	-	\$ (14,400,707)	\$ (14,400,707)
Lottery Funds Total	-	\$ 9,801,680	\$ 9,801,680
Lottery Funds Debt Service	-	\$ (12,820,839)	\$ (12,820,839)
Other Funds Total	-	\$ 939,304,527	\$ 939,304,527
Other Funds Debt Service	-	\$ 1,132,529	\$ 1,132,529
Other Funds Nonlimited	-	\$ 30,000,000	\$ 30,000,000
Federal Funds Total	-	\$ 137,654,935	\$ 137,654,935

* Excludes Capital Construction

	<u>2015-17 Legislatively Approved Budget</u>	<u>2015-17 Committee Recommendation</u>	<u>Committee Change</u>
--	--	---	-------------------------

2015-17 Supplemental Appropriations**Commission on Judicial Fitness and Disability**

General Fund	-	\$ 35,000	\$ 35,000
--------------	---	-----------	-----------

Department of Transportation

Other Funds	-	\$ 45,500,000	\$ 45,500,000
Federal Funds	-	\$ 8,100,000	\$ 8,100,000

2017-19 Position Summary

	<u>2015-17 Legislatively Approved Budget</u>	<u>2017-19 Committee Recommendation</u>	<u>Committee Change</u>
ADMINISTRATION PROGRAM AREA			
<u>Department of Administrative Services</u>			
Authorized Positions	-	6	6
Full-time Equivalent (FTE) positions	-	6.00	6.00
<u>Public Employees Retirement System</u>			
Authorized Positions	-	1	1
Full-time Equivalent (FTE) positions	-	0.92	0.92
<u>Department of Revenue</u>			
Authorized Positions	-	33	33
Full-time Equivalent (FTE) positions	-	9.00	9.00
<u>State Treasurer</u>			
Authorized Positions	-	2	2
Full-time Equivalent (FTE) positions	-	2.34	2.34
CONSUMER AND BUSINESS SERVICES PROGRAM AREA			
<u>Consumer and Business Services</u>			
Authorized Positions	-	11	11
Full-time Equivalent (FTE) positions	-	9.68	9.68
<u>Bureau of Labor and Industries</u>			
Authorized Positions	-	3	3
Full-time Equivalent (FTE) positions	-	2.50	2.50
ECONOMIC AND COMMUNITY DEVELOPMENT PROGRAM AREA			
<u>Housing and Community Services Department</u>			
Authorized Positions	-	3	3
Full-time Equivalent (FTE) positions	-	0.75	0.75

2017-19 Position Summary

2015-17 Legislatively
Approved Budget

2017-19 Committee
Recommendation

Committee Change

HUMAN SERVICES PROGRAM AREA

Oregon Health Authority

Authorized Positions	-	63	63
Full-time Equivalent (FTE) positions	-	51.46	51.46

Department of Human Services

Authorized Positions	-	113	113
Full-time Equivalent (FTE) positions	-	74.33	74.33

JUDICIAL BRANCH

Judicial Department

Authorized Positions	-	4	4
Full-time Equivalent (FTE) positions	-	2.00	2.00

NATURAL RESOURCES PROGRAM AREA

Oregon Department of Agriculture

Authorized Positions	-	(1)	(1)
Full-time Equivalent (FTE) positions	-	(1.00)	(1.00)

Department of Fish and Wildlife

Authorized Positions	-	6	6
Full-time Equivalent (FTE) positions	-	5.33	5.33

Department of Forestry

Authorized Positions	-	4	4
Full-time Equivalent (FTE) positions	-	3.50	3.50

Department of State Lands

Authorized Positions	-	1	1
Full-time Equivalent (FTE) positions	-	1.00	1.00

<u>2017-19 Position Summary</u>	<u>2015-17 Legislatively Approved Budget</u>	<u>2017-19 Committee Recommendation</u>	<u>Committee Change</u>
<u>Water Resources Department</u>			
Authorized Positions	-	1	1
Full-time Equivalent (FTE) positions	-	1.00	1.00
PUBLIC SAFETY PROGRAM AREA			
<u>Department of Justice</u>			
Authorized Positions	-	68	68
Full-time Equivalent (FTE) positions	-	54.99	54.99
<u>Oregon Military Department</u>			
Authorized Positions	-	2	2
Full-time Equivalent (FTE) positions	-	2.00	2.00
<u>Oregon State Police</u>			
Authorized Positions	-	27	27
Full-time Equivalent (FTE) positions	-	25.32	25.32

Summary of Revenue Changes

The General Fund appropriations made in the bill are within resources available as projected in the May 2017 economic and revenue forecast by the Department of Administrative Services, Office of Economic Analysis, supplemented by transfers from various agency accounts to the General Fund for general governmental purposes as authorized in HB 3470, plus other actions to reduce state agency expenditures.

Summary of Capital Construction Subcommittee Action

HB 5006 appropriates General Fund to the Emergency Board for general purpose and targeted special purpose appropriations, and makes other adjustments to individual agency budgets and position authority as described below.

Emergency Board

The Emergency Board allocates General Fund and provides Lottery Funds, Other Funds, and Federal Funds expenditure limitation to state agencies for unanticipated needs in approved agency budgets when the Legislature is not in session. The Subcommittee appropriated \$50 million General Fund to the Emergency Board for general purposes.

HB 5006 makes two special purpose appropriations to the Emergency Board, totaling \$110 million General Fund; the bill also adjusts a special purpose appropriation already approved in a different bill:

- \$100 million General Fund for state employee compensation changes.
- \$10 million General Fund for allocation to state agencies for compensation changes driven by collective bargaining for workers who are not state employees.
- Reduces the special purpose appropriation made by SB 505 for costs associated with the requirement to record grand jury proceedings, by \$600,000 General Fund. The budget for the Judicial Department is increased by this amount.

If these special purpose appropriations are not allocated by the Emergency Board before December 1, 2018, any remaining funds become available to the Emergency Board for general purposes.

Adjustments to Approved 2017-19 Agency Budgets

STATEWIDE ADJUSTMENTS

Statewide adjustments reflect budget changes in multiple agencies based on reductions in Department of Administrative Services assessments and charges for services, Attorney General rates, certain services and supplies, and additional vacancy savings expected as a result of a hiring slowdown. Statewide adjustments also reflect net reductions to debt service realized through interest rate savings on bond sales and refunding of outstanding general obligation and lottery revenue bonds. Total savings are \$135.8 million General Fund, \$16.7 million Lottery Funds, \$105.5 million Other Funds, and \$35.6 million Federal Funds.

Specific adjustments include \$126 million total funds savings from implementing a hiring slowdown implemented across all three branches of government; \$25 million in General Fund and Lottery Funds savings from eliminating most inflation on services and supplies implemented across all three branches of government; \$9.3 million total funds from a 10% reduction to travel in Executive Branch agencies to implement the Governor's previously announced cost containment effort; \$68 million total funds reduction from lower Department of Administrative Services assessments and service rates; and \$13 million total funds from lower Attorney General rates.

Section 145 of the budget bill reflects the changes, as described above, for each agency. These adjustments are not addressed in the individual agency narratives, although they are included in the table at the beginning of the budget report.

ADMINISTRATION

Department of Administrative Services

The Subcommittee approved various one-time General Fund appropriations to the Department of Administrative Services (DAS) for the following purposes:

- \$1,895,000 for disbursement to the Rogue River Valley Irrigation District for the Bradshaw Drop Irrigation Canal project to pipe over three miles of irrigation canal to conserve water and provide pressurized water to district patrons.
- \$1,836,000 for disbursement to the City of John Day to extend a fiber optic line along US 395 from US 20 to John Day.
- \$1,000,000 for disbursement to the JPR Foundation, Inc. for the Holly Theater restoration project in Medford.
- \$1,000,000 for disbursement to the Deschutes Rim Clinic Foundation for the Rim Health Clinic in Maupin to supplement capacity at the current facility.
- \$750,000 for disbursement to the Medford Youth Baseball Society for improvements at Harry and David Baseball Park.
- \$500,000 for disbursement to the City of Mosier for a joint use facility, encompassing a city hall, main fire station, and multi-use community space to be built on land donated by Union Pacific Railroad.
- \$500,000 for disbursement to the Oregon Wine Board for marketing and increasing the market access of Oregon produced wine.
- \$420,000 for disbursement to the City of John Day for operations of a public safety answering point through the 2017-19 biennium.
- \$400,000 for disbursement to the Greater Portland YWCA for the Family Preservation Project.
- \$250,000 for disbursement to the Southern Oregon Veterans Benefit organization for construction of a replica of the Vietnam Memorial Traveling Wall.
- \$200,000 for disbursement to the Mid-Columbia Health Foundation for a hospital modernization and expansion project involving a regional rural community hospital in The Dalles that was built in 1859.
- \$50,000 for disbursement to the World of Speed organization as transition funding for the High School Automotive Career Technical Education program as the organization seeks other support for the program.
- \$50,000 for disbursement to the Family YMCA of Marion and Polk Counties for the YMCA Youth and Government program.
- \$50,000 for disbursement to the Bag and Baggage Productions, a professional theater located in Hillsboro, for its Cultural Innovation Project involving the purchase and installation of a 360 degree digitally immersive projection system.
- \$40,000 for disbursement to the Cities of Turner, Aumsville, and Salem, for use as flood mitigation planning match.

A total of \$28,177,202 Other Funds expenditure limitation was added by the Subcommittee for the one-time cost of issuance and special payments associated with the disbursement of proceeds from Lottery Bond sales; projects are detailed below and approved in SB 5530. Cost of issuance for these projects totals \$707,200. There is no debt service allocated in the 2017-19 biennium, as the bonds will not be sold until the

spring of 2019. Total debt service on all the projects described below is estimated at a total of \$4,743,599 Lottery Funds for the 2017-19 biennium and \$47,153,969 over the life of the bonds.

- \$12,235,018 Other Funds for disbursement to the YMCA of Marion and Polk counties for construction of a new YMCA facility in Salem.
- \$6,125,396 Other Funds for disbursement to the Eugene Civic Alliance to redevelop the site of the former Civic Stadium into a community sports and recreation complex.
- \$2,050,587 Other Funds for disbursement to the Gresham Redevelopment Commission for the construction of an innovation and workforce training center in the Rockwood neighborhood in Gresham.
- \$2,050,587 Other Funds for disbursement to the Family Nurturing Center (Rogue Valley Children’s Relief Nursery) to purchase and rehabilitate affordable housing adjacent to the Center’s campus.
- \$1,042,655 Other Funds for disbursement to the Cascade AIDS Project for the acquisition and renovation of a primary care and mental health center for the lesbian, gay, bisexual, transgender, queer, and other minority gender identities and sexual orientation community.
- \$1,041,303 Other Funds for disbursement to the City of Independence for the Independence Landing Revitalization Project.
- \$1,041,303 Other Funds for disbursement to Klamath County for construction of the Klamath Youth Inspiration Program residential treatment center in Klamath Falls.
- \$1,041,303 Other Funds for disbursement to the City of Woodburn to develop a community center in Woodburn.
- \$784,922 Other Funds for disbursement to The Dalles Civic Auditorium Preservation Commission to continue reconstruction of The Dalles Civic Auditorium theater.
- \$764,128 Other Funds for disbursement to the City of Spray to construct a public safety and emergency services center, which includes fire protection and emergency medical services.

The Subcommittee approved two one-time increases to existing subsidy programs funded through the DAS budget: \$150,000 General Fund was added to the special payments made to the Oregon Historical Society, increasing its total state support in 2017-19 to \$900,000 General Fund. The Subcommittee also approved increasing the 2017-19 special payments to county fairs by \$180,000 Lottery Funds, which provides county fairs with a total of \$3,828,000 Lottery Funds in 2017-19.

To complete projects approved in SB 5506, the capital construction bill, the Subcommittee approved the establishment of five limited duration Project Manager 2 positions (5.00 FTE) and one limited duration Project Manager 3 position (1.00 FTE) within the DAS Planning and Construction Management program. This is position establishment authority only, as all position costs will be charged against project funding.

The Subcommittee approved \$1,080,818 in additional Other Funds Debt Service to support repayment of Article XI-Q General Obligation bond proceeds approved in SB 5505 for renovations at the Portland State Office Building, and an Other Funds expenditure limitation increase of \$214,000 for the cost of issuance of the bonds.

Public Employees Retirement System

An Other Funds expenditure limitation increase of \$209,443 was approved by the Subcommittee, which supports one permanent full-time Principal Executive Manager G (0.92 FTE) to serve as the agency's Chief Financial Officer, with the understanding that the agency competitively recruit for, and hire, a Certified Public Accountant for this position.

Department of Revenue

The Subcommittee approved funding for the final project phase to replace most of the agency's core information technology systems (Core Systems Replacement project). The final phase includes: Timber tax; electrical cooperative tax; rail car tax; gas and oil production tax; County Assessment Funding Assistance; Green Light; Non-profit homes; court fines and assessments; and revenue accounting. The scheduled implementation date is November 13, 2017.

The Subcommittee approved \$8,383,109 of Other Funds expenditure limitation and the establishment of 32 limited duration positions (8.00 FTE), which is to be mostly financed with Article XI-Q bonds approved in SB 5505 (\$4,781,944). Project revenues also include an estimated \$3,501,165 in bond proceeds that were authorized and issued during the 2015-17 biennium, but remained unexpended, and \$100,000 of state marijuana tax revenue. The Department of Administrative Services is directed to unschedule \$276,599 of Other Funds expenditure limitation associated with the Core Systems Replacement project, which may be rescheduled upon the approval of the Legislative Fiscal Office.

The Subcommittee appropriated \$1,000,000 General Fund for vendor contract maintenance costs to support the ongoing maintenance of the vendor product after installation and \$60,000 General Fund for non-bondable expenditures related to the project; these are one-time costs that should be phased out for 2019-21.

To support repayment of Article XI-Q General Obligation bond proceeds approved in SB 5505 for the project, the Subcommittee appropriated \$796,311 in additional General Fund Debt Service and added \$73,056 Other Funds expenditure limitation for the cost of issuance of the bonds.

The Subcommittee increased the General Fund appropriation by \$276,906 and Other Funds expenditure limitation by \$24,079 for one permanent full-time Principal Executive Manager F position (1.00 FTE) to restore funding for the agency's Finance Manager position, a long-term vacancy that was eliminated in SB 5535, with the understanding that the agency competitively recruit for, and fill, this position.

To balance available revenues with Other Funds expenditure limitation, the Subcommittee decreased Other Funds expenditure limitation by \$187,277 for services and supplies in the Property Tax Division.

The Subcommittee increased Other Funds expenditure limitation by \$244,058 for services and supplies in the Marijuana Program. Of the increase, \$200,000 is for a remodel of the cash transaction space in the Salem headquarters building. This will bring the total estimated project

costs to \$1.33 million, of which \$1 million will be funded during the 2017-19 biennium. This is a one-time expense. The remaining \$44,058 is for services and supplies approved by the Emergency Board in May of 2016.

Oregon Advocacy Commissions Office

To restore a reduction in services and supplies included in the budget bill for the Oregon Advocacy Commissions Office (SB 5501), the Subcommittee approved \$17,000 General Fund.

State Library

The Subcommittee approved a \$197,488 General Fund appropriation to restore a reduction to the Ready to Read Grant program included in the budget bill for the State Library (HB 5018). The Ready to Read Grant program provides grants to public libraries for early literacy services and summer reading programs.

State Treasurer

For the Oregon Retirement Savings Board, the Subcommittee increased General Fund by \$1,056,224 and established three permanent full-time positions (2.84 FTE) for additional implementation work. The positions are: one permanent full-time Operations and Policy Analyst 4 to serve as a Public Engagement Manager (1.00 FTE); one permanent full-time Operations and Policy Analyst 3 to serve as a Compliance Manager (0.92 FTE); and one permanent full-time Executive Support Special 1 (0.92 FTE). The Subcommittee abolished one permanent part-time Program Analyst 1 position, a long-term vacant position (-0.50 FTE). A General Fund appropriation is required to fund the Board's operating expenses until the Retirement Savings Plan Administrative Fund has sufficient revenue to support the Board. General Fund expenditures are to be repaid with future administrative fees.

CONSUMER AND BUSINESS SERVICES

Department of Consumer and Business Services

The Subcommittee approved an increase in Other Funds expenditure limitation of \$154,056 for the Department of Consumer and Business Services (DCBS), Division of Financial Regulation and authorized the establishment of a limited duration Operation and Policy Analyst 3 position (0.88 FTE). This position will support work required by the passage of HB 2391, which requires DCBS to establish a reinsurance program for individual and group health insurance policies. The position will assist existing staff at the agency with the additional rulemaking process required to establish the reinsurance program and with the application to the US Department of Health and Human Services for a 1332 waiver to implement the Oregon Reinsurance Program.

The Subcommittee approved an increase in Other Funds expenditure limitation of \$1,748,149 for the DCBS Building Codes Division and the establishment of 10 positions (8.80 FTE). Three of the positions, two Operations and Policy Analyst 3 and a Professional Engineer 2, are for building code development. These positions will provide policy and technical research, analysis, and subject matter expertise related to developing statewide standards, and provide support on special projects related to statewide consistency and uniformity within the building

code. Two Administrative Specialist 2 positions will support analysts, engineers, and subject matter experts in the process of statewide code development, and facilitate and coordinate on special projects, permit services, and project tracking. Two Plans Examiner 2 positions will provide technical expertise and support to special projects, by reviewing plans and specifications for those projects and providing additional support to operational programs in the Pendleton and Coos Bay field offices. One Structural and Mechanical Inspector, a Plumbing Inspector, and one Electrical Inspector will provide field support for site-built construction in the Pendleton and Coos Bay field offices.

Bureau of Labor and Industries

General Fund in the amount of \$413,787 is added to the budget of the Bureau of Labor and Industries for anticipated investigatory and enforcement provisions related to the passage of SB 828. The funding supports a permanent Civil Rights Field Representative (0.75 FTE), and a Permanent Compliance Specialist (0.75 FTE). In addition, funding to support a limited duration Training and Development Specialist 2 position (1.00 FTE) is also included; this position will develop notice materials for posting in the work place, and provide employer training opportunities on the new requirements.

ECONOMIC AND COMMUNITY DEVELOPMENT

Oregon Business Development Department

The Subcommittee established a one-time \$1,650,000 General Fund appropriation for the Arts Commission to distribute grants to the following cultural institutions in the following amounts:

- APANO Cultural Center - \$300,000
- Benton County Historical Society & Museum - Corvallis Museum - \$500,000
- Cottage Theatre Expansion - \$125,000
- High Desert Museum - By Hand Through Memory Exhibit - \$125,000
- Liberty Theatre Foundation - Theatre Restoration in La Grande - \$200,000
- Oregon Coast Council for the Arts - Newport Performing Arts Center - \$300,000
- Portland Institute of Contemporary Art - Capital Campaign NE Hancock \$100,000

The Subcommittee established a one-time \$2,000,000 General Fund appropriation for a grant to the Crescent Sanitary District to support a sewer system/wastewater treatment facility project. To supplement support for the Regional Accelerator Innovation Network (RAIN), the Subcommittee increased the one-time Lottery Funds expenditure limitation by \$500,000. With the expenditure increase in this bill, total support in the budget for RAIN will total \$1,000,000. The Subcommittee also established a one-time Other Funds expenditure limitation of \$3,000,000 to support operating and research expenses of the Oregon Manufacturing Innovation Center (OMIC). The source of these funds are moneys transferred from the Connect Oregon Fund in the Department of Transportation. With the expenditure increase in this bill, support in the Oregon Business Development Department budget for OMIC operations will total \$6.6 million of combined Lottery Funds and Other Funds expenditures.

The Subcommittee increased Other Funds expenditures for distribution of bond proceeds authorized in SB 5505 and SB 5530, and HB 2278 (2015 Session). These expenditures include expenditures for the following projects for the following amounts:

- Seismic Rehabilitation Grants - \$120 million total, including \$100 million for school facilities and \$20 million for emergency services facilities.
- Port of Coos Bay - Channel Deepening Project - \$15,000,000
- Oregon Manufacturing Innovation Center Roads - \$3,390,000
- City of Sweet Home - Wastewater Treatment Plant Upgrade - \$2,000,000
- Crescent Sanitary District Sewer System - \$3,000,000
- Portland Art Museum 0 Connection Campaign - \$1,000,000
- Eugene Ballet Company - Midtown Arts Center - \$700,000
- Friends of the Oregon Caves & Chateau - Balcony Restoration Project - \$750,000
- Regional Solutions - \$1

Regarding Regional Solutions, SB 5530 authorizes \$4 million of lottery bond proceeds for the Regional Infrastructure Fund for Regional Solutions projects. After the Department presents a funding request with identified Regional Solutions projects, the Legislature or Emergency Board will increase the Other Funds expenditure limitation to allow funding of the approved projects. The expenditure limitation applies solely to lottery bond proceeds received in the 2017-19 biennium. Proceeds from previously issued bonds that have been transferred to the Regional Infrastructure Fund, and any earnings in the Fund, are not subject to the \$1 expenditure limitation.

The Subcommittee also increased Nonlimited Other Funds expenditures by \$30 million for distribution of lottery bond proceeds authorized for the Special Public Works Fund. The \$30 million include \$20 million for adding capital to the base Fund, and \$10 million restricted to levee projects.

Other Funds expenditures are increased by a total of \$2,746,249 to pay costs of issuing the general obligation and lottery revenue bonds authorized for the above projects. Proceeds of bonds are used to finance these costs.

Finally, the General Fund appropriation for debt service is increased by \$2,836,985 to pay 2017-19 biennium debt service costs for approved Seismic Rehabilitation Grant bonds. This supports debt service costs for \$25 million of seismic school bonds, and \$10 million of seismic emergency services facility bonds, issued in spring 2018. The remaining seismic bonds, and all lottery bonds authorized for projects in this budget, will be issued in spring 2019, and related debt service will not be paid until the 2019-21 biennium.

Housing and Community Services Department

The Housing and Community Services Department budget is adjusted by the Subcommittee as follows:

Local Innovation and Fast Track (LIFT) housing program - Other Funds expenditure limitation is increased by \$1,090,000 attributable to the cost of issuance for \$80 million in Article XI-Q Bonds for affordable housing development; the housing developed with the bonds will be targeted to low income individuals and families. It is assumed that this investment will result in an additional 1,200 - 1,500 units of new housing, depending on economic factors and the extent to which the program is modified (specifically, to include single family home ownership). Expenditure limitation for a period of six years for the project amount (\$80 million) is in SB 5506. Administration of the \$80 million in additional bond proceeds drives the need for additional expenditure limitation and General Fund support in the 2017-19 biennium, as follows: Two limited duration Loan Specialist positions (0.75 FTE) and two permanent Compliance Specialist positions (1.00 FTE) are authorized to add appropriate underwriting and project monitoring for affordable housing units developed through the LIFT housing program, as authorized by the 2017 Legislative Assembly. The compliance specialist positions are funded through fees charged to the projects, while the loan specialists are supported by General Fund. Finally, General Fund of \$3.4 million is appropriated for debt service, assuming half of the total authorized amount (\$40 million) is issued in the spring of 2018.

Preservation of Affordable Housing - Other Funds expenditure limitation in the amount of \$25,395,235 is included to enable the Housing and Community Services Department (HCSD) to expend lottery bond proceeds for preservation of affordable housing. Of this amount, \$25 million is attributable to project costs, and \$395,235 is related to cost of issuance. Eligible projects for which these funds can be expended will be defined by HCSD and include activities such as: multi-family rental properties where at least 25% of the units are subsidized by a project-based rental assistance contract through the USDA Rural Development or the US Department of Housing and Urban Development; existing manufactured housing communities and affordable housing units to be acquired by a mission-based non-profit organization, resident cooperative, tenants' association, housing authority, or local government; existing multifamily projects with affordability restrictions in need of rehabilitation and contract renewal; and public housing projects undergoing a preservation transaction which involves a comprehensive recapitalization and which will secure ongoing rental subsidies.

Oregon Foreclosure Avoidance Program - General Fund of \$1.3 million is included for the program. This 2017-19 funding is intended to be the final installment for the program, with the expectation that HCSD will cease administration and payment reimbursement by June 30, 2019, or the time at which funds are fully expended, whichever comes first.

Emergency Housing Account and State Homeless Assistance Program - An additional \$13,200,000 General Fund is added to the Emergency Housing Account (EHA) program, and an additional \$6,800,000 General Fund is included for the State Homeless Assistance Program (SHAP). These are one-time enhancements that bring the total 2017-19 budget for EHA to \$27,893,832 (a 93% increase over the 2015-17 legislatively approved budget) and SHAP to \$12,226,228 (a 129% increase over the 2015-17 legislatively approved budget).

Oregon Commission for Voluntary Action and Service - Federal Funds expenditure limitation is reduced by \$7.1 million and one position (1.00 FTE) to reflect funding associated with transfer of administration of the Commission from HCSD to the Office of the Governor. The statutory changes to accomplish the transfer of the program are included in HB 3470.

Measure 96 Lottery Funds Allocation - Lottery Funds expenditure limitation, attributable to the 2016 passage of Measure 96, in the amount of \$350,000 is added for emergency housing assistance to veterans, as provided through the Emergency Housing Account program. The funds are allocated to the Department in SB 140. A budget note in HB 5012 (the HCSD budget bill) directs HCSD and the Department of Veterans' Affairs to report back to the Joint Committee on Ways and Means in February 2018 with advice on strategic investments of available funds that will result in long-term housing stability for veterans.

Oregon Department of Veterans' Affairs

The Subcommittee approved increasing Other Funds expenditure limitation by \$310,000 for costs of issuance on Article XI-Q general obligation bonds authorized in SB 5505 for a parking lot at the Lebanon Veterans' Home, an educational and daycare facility at The Dalles Veterans' Home, and a new veterans' home in Roseburg. Costs of issuance will be paid with bond proceeds. Bonds are scheduled to be sold in spring 2019, with debt service of \$2.2 million General Fund in the 2019-21 biennium.

Due to the shortage of nurses and medical technicians in the City of Roseburg and Douglas County that would be required to staff the approved Veterans' Home, the Subcommittee adopted the following budget note:

Budget Note:

The Oregon Department of Veterans' Affairs, in collaboration with the Oregon Health Authority and the Oregon State Board of Nursing, is directed to convene a rural medical training facilities workgroup that will investigate issues related to alleviating a shortage of skilled and experienced nurses and medical technicians in the City of Roseburg and in Douglas County. Representatives from the City of Roseburg, Douglas County, local hospital or medical facilities, including the Roseburg VA Medical Center, and local medical practitioners with experience in training nursing and medical technician students should be included in the workgroup membership. The workgroup should consider issues related to establishing a medical training facility in partnership with local academic programs and methods of reintegrating veterans who are transitioning out of military service into society through higher education and career training. The Department shall report the results of the workgroup and recommendations to the Legislature by September 15, 2018.

EDUCATION

State School Fund

The Subcommittee approved a decrease of \$30,372,945 General Fund and an increase of \$12,465,745 Lottery Funds for the State School Fund, which reflects the balancing of available Lottery Funds across the entire state budget. In addition, Other Funds expenditure limitation was

increased by \$17,907,200 to account for the total amount of Marijuana revenues dedicated to the State School Fund. Overall, the net change to the State School Fund is zero from the \$8.2 billion included in SB 5517, the State School Fund budget bill.

Department of Education

The Subcommittee approved \$480,517 General Fund for debt service on Article XI-Q bonds sold for deferred maintenance projects at the Oregon School for the Deaf. The bond proceeds will be used to address long standing deferred maintenance issues including replacement or repair of roofs (\$2.5 million) and various improvements (\$1.8 million) to address accessibility issues at the facility necessary to comply with the Americans with Disabilities Act (ADA). For the sale of Article XI-P bonds for the Oregon School Capital Improvement Matching program, \$100 million Other Funds expenditure limitation is included. The XI-P bonds will be sold later in the biennium, so no debt service is required. For both the sale of XI-Q bonds for the Oregon School for the Deaf and the Article XI-P bonds for school district facilities, an increase of \$1,052,442 in Other Funds expenditure limitation is included for the issuance costs of the bonds.

An Other Funds expenditure limitation of \$170.0 million is included for payments to school districts under Ballot Measure 98. A \$170 million General Fund appropriation was made in SB 5516, the budget bill for the Oregon Department of Education, but payments out of the new High School Graduation and College and Career Readiness Fund must be budgeted as an Other Funds expenditure under the language of Ballot Measure 98 and for accounting practices.

Higher Education Coordinating Commission

The Subcommittee approved an increase of \$6,831,534 in Other Funds expenditure limitation for the Higher Education Coordinating Commission (HECC) for the issuance costs of general obligation bonds sold for public universities and community colleges. These include both Article XI-G and XI-Q bonds for the seven public universities and Article XI-G bonds for community colleges.

A General Fund appropriation of \$1.2 million was approved for a one-time grant to Eastern Oregon University for the construction of a new dedicated technology infrastructure equipment facility. This facility will be the campus hub for communications and network infrastructure. Also approved was \$490,000 General Fund for a one-time grant to Oregon State University for the renovation of the Graduate and Research Center at the Cascades Campus in Bend. This will create office space for teaching and research at the campus as it offers new programs and courses.

An additional \$5.3 million General Fund was approved for the Oregon Promise program which provides financial assistance to recent high school graduates with tuition waivers or subsidies at a community college. The increase, along with \$34.7 million General Fund included in the HECC budget bill (SB 5524), brings 2017-19 funding for this program to \$40 million General Fund. At this funding level, the Commission will need to implement policies limiting participation, including restricting program eligibility based on Earned Family Contribution. The intent is to “grandfather” in the first year’s students who started in the program during the 2016-17 academic year under the former requirements and implement any changes for those students who start during or after the fall quarter of the 2017-18 academic year. SB 1032 will include authority for HECC to limit the number of Oregon Promise participants by setting a maximum Earned Family Contribution for program eligibility.

The Subcommittee also approved a budget note related to community colleges:

Budget Note:

The Higher Education Coordinating Commission shall convene a workgroup to develop recommendations for enabling community colleges to offer an associate's degree that is completed in coordination with credits earned in registered apprenticeship or training programs that are at least four years long. The commission shall report their findings and recommendations to the appropriate legislative interim committee.

For College Possible, the Subcommittee approved a one-time \$350,000 General Fund appropriation to HECC for a one-time grant to the organization. This program provides mentoring, coaching, and other assistance to low income students to encourage them to go to college and help them apply for college and financial aid.

One-time funding for two Agricultural Experiment Station positions are added in this bill. One is located at the Hermiston Agricultural Research and Extension Center for potato research and one is at the North Willamette Research and Extension Center. The costs are \$260,000 and \$120,000 General Fund, respectively. Funding for the Renewable Energy Center at the Oregon Institute of Technology was approved in the amount of \$500,000 General Fund.

The Subcommittee approved one-time funding for two projects through Oregon State University resulting, in part, from the work of the Oregon Shellfish Task Force. The first is \$570,000 General Fund for the Molluscan Broodstock program at the Hatfield Marine Science Center in conjunction with the Whiskey Creek Shellfish Hatchery. The second project is \$280,000 General Fund for monitoring the effects of ocean acidification and conducting ocean acidification research at the Whiskey Creek Shellfish Hatchery.

HUMAN SERVICES

Oregon Health Authority

HB 5006 includes \$10,000,000 General Fund for costs related to treating Hepatitis C - Stage 2 for members of the Oregon Health Plan (OHP). Coverage is already included for Stages 3 and 4. It is estimated that roughly 3,200 OHP members have Hepatitis C at Stage 2, and if all these members pursue treatment, the 2017-19 estimated cost is about \$21.6 million General Fund. The agency will include data on current treatment patterns and costs in its first 2017-19 rebalance, and may need to request additional funding during the 2018 legislative session. A portion of this funding is expected to be one-time, as the existing OHP population is treated and only new cases will need treatment in the following biennium.

The Subcommittee approved \$200,000 General Fund for providing fresh Oregon-grown fruits, vegetables, and cut herbs from farmers' markets and roadside stands to eligible low-income seniors under the Senior Farm Direct Nutrition Program. Another \$1,000,000 General Fund was

added for the same purpose for eligible individuals through the Women, Infants and Children Program. Both program enhancements are one-time.

Additional one-time Tobacco Master Settlement Agreement (TMSA) resources of \$63,250,000 are available because of a series of legal settlements. Other Funds expenditure limitation is increased for OHP by \$63,250,000, and General Fund is reduced by a like amount. Other TMSA resources in the OHP budget include funding that had previously been used for tobacco prevention and cessation programs. The Subcommittee approved the following budget note:

Budget Note:

The Oregon Health Authority, in collaboration with the Tobacco Reduction Advisory Committee, shall make recommendations to the Public Health Advisory Board on reductions to the Tobacco Prevention and Education Program, based on the loss of Tobacco Master Settlement Agreement (TMSA) funding, that reflects best practices for tobacco control, to minimize programmatic disruption. The Oregon Health Authority shall report to the Legislature the impact of the loss of TMSA funding to tobacco prevention in Oregon, across state and local programs, health communications, tobacco cessation, and data and evaluation.

In order to balance to the final revenue forecast, an additional \$375,000 of recreational marijuana proceeds are expected to be distributed to the Oregon Health Authority (OHA) for alcohol and drug prevention and treatment programs. Other Funds expenditure limitation is increased by \$375,000 and General Fund is reduced by that same amount.

HB 5006 reduces General Fund by \$401,413 for the Oregon State Hospital, and reduces one FTE. SB 65 consolidates all persons found guilty except for insanity of a felony and committed to the Oregon State Hospital, under the jurisdiction of the Psychiatric Security Review Board. As a result, the State Hospital Review Panel (SHRP) will no longer be needed after June 30, 2018. The Subcommittee approved \$3,226,060 General Fund for rural provider incentive programs. This is funding that was mistakenly taken out of the current service level at Governor's Budget.

HB 5006 increases General Fund by \$10,000 to make the necessary changes to the Medicaid Management Information System (MMIS) to ensure that children who are placed in substitute care are enrolled in a coordinated care organization (CCO). This would apply to children in the legal custody of the Department of Human Services, and eligible for medical assistance. The new MMIS coding would allow a child who changes placement to remain in the original CCO until the transition of the child's care to another CCO has been completed.

The bill includes \$196,111 Other Funds expenditure limitation and one position (0.75 FTE) to implement HB 3440, which will open up the Prescription Drug Monitoring Program to out-of-state practitioners. This will create additional workload as the program will need to implement and manage a process of auditing out-of-state users' credentials and use of the system.

To support the ongoing DHS effort to develop and implement an integrated eligibility system, now called the ONE Integrated Eligibility and Medicaid Eligibility (ONE IE & ME), the Subcommittee approved \$322,233 General Fund, \$13,595,873 Other Funds expenditure limitation,

\$1,306,605 Federal Funds expenditure limitation, and 62 positions (51.71 FTE); 41 of the positions are limited duration. The 21 permanent positions are associated with a core need for legacy system integration, as well as system maintenance and operations.

Department of Human Services

The Subcommittee approved \$1,300,000 General Fund, on a one-time basis, to increase funding for the Oregon Hunger Response Fund, which is a 26.2% increase from the 2015-17 funding level. This additional support will help the Oregon Food Bank, through its 20 regional food banks, acquire and distribute a higher volume of food to over 950 local agencies.

Another adjustment in the Self Sufficiency program is a change to a budget reduction included in SB 5526, the primary budget bill for the Department of Human Services (DHS). Instead of a \$3.4 million General Fund reduction in the Temporary Assistance for Needy Families (TANF) program, which affected households with a Non-Needy Caretaker Relative, the Subcommittee decreased funding in the Employment Related Day Care program by \$3.4 million General Fund, which reduces the caseload by about 200 cases.

Regarding TANF, the DHS budget approved in SB 5526, assumes \$22.2 million in General Fund cost avoidance related to program restrictions that have been in place since the 2009-11 biennium; this requires statutory date changes that are included in HB 3470. In addition, \$60.0 million General Fund in TANF program caseload savings was used to help balance the agency-wide budget. These savings were due to the projected 2017-19 caseload decreasing by more than 3,000 families between the fall 2016 and spring 2017 caseload forecasts. The Subcommittee noted that, ideally, TANF savings would be retained within the TANF program to help improve services to families and client outcomes. To help institute this practice, the Subcommittee approved the budget note set out below.

Budget Note:

During the 2017-19 biennium, after each biannual caseload forecast, the Department of Human Services is directed to calculate any General Fund or Federal Funds savings resulting from a decrease in the TANF caseload below the level assumed in the 2017-19 legislatively adopted budget. As part of its first rebalance report to or request of the Legislature following that calculation, the agency will present a proposal for directing any savings to either increase the TANF grant amount or invest in the JOBS program.

For the Intellectual and Developmental Disabilities (IDD) program, the Subcommittee discussed the need to ensure individuals with IDD receive information about all service setting options. Accordingly, DHS is directed to present to all adults with IDD the option to receive in-home services as described in ORS 427.101(3)b. The Subcommittee also approved the following budget note related to IDD group homes:

Budget Note:

The Department of Human Services will convene a workgroup to review rules and statutes regarding substantiated abuse findings, fines, and enforcement for Intellectual and Developmental Disability (IDD) group homes. The workgroup shall include representation from IDD providers, clients served in the IDD system, employees working in IDD group homes, and other stakeholders. The workgroup shall report

their findings and recommended statutory changes to the appropriate legislative interim policy committees no later than February 1, 2018. The workgroup shall discuss and report on:

- Recommendations for rule or statutory changes to abuse definitions and substantiated abuse findings.
- A review of current enforcement statutes and recommended changes that result in consistent applications of fines across the IDD group home system.
- Recommendations for mandatory minimum fines for substantiated abuse.

The Subcommittee approved funding for the continued development and implementation of an integrated eligibility system, now called the ONE Integrated Eligibility and Medicaid Eligibility (ONE IE & ME) project. This effort will integrate eligibility determinations for DHS programs; Non-MAGI Medicaid, Supplemental Nutrition Assistance Program (SNAP), Temporary Assistance for Needy Families (TANF), and Employment Related Day Care (ERDC); into the OregonONEligibility (ONE) system used by OHA.

While a 2017-19 funding request was always expected, the 2017-19 cost estimate for the project has increased over the budget development timeframe; the current project estimate and approved amount for 2017-19 is \$203,272,716 total funds. (The former estimate for 2017-19 spending was \$132.0 million total funds). This budget includes: state staff costs of \$42.3 million; \$128.2 million for contracted information technology services; \$21.0 million for software costs and hosting charges; \$2.2 million for training; and \$9.5 million for debt service. Cost allocation, contingencies, legacy system integration work, and payments to OHA for its project work are accounted for in these estimates. The state staffing component consists of 113 positions (74.33 FTE) and primarily supports business analytics and training activities; 88 positions (50.83 FTE) are limited duration.

The bulk of the project budget, at \$146.3 million or 72% of 2017-19 costs, is supported by Federal Funds; this is due to enhanced federal funding for the project. Some of that higher match expires on December 31, 2018, but the Medicaid portion at a 90% federal/10% state share does not have a set end date. The current project timeline and updated budget estimates account for these match rates. General Fund supports \$11.5 million of project costs and debt service; the bulk of the state share will be covered by \$45.0 million in proceeds from Article XI-Q bonds.

In SB 5505, the Joint Ways and Means Subcommittee on Capital Construction approved \$34,045,000 Article XI-Q bonds to finance \$33,523,000 of project costs and \$522,000 for costs of issuing the bonds. The Subcommittee also approved additional funding of \$11,477,000 for this project through the repurposing of bond proceeds originally issued for the Oregon Military Department (OMD).

The Joint Legislative Committee on Information Management and Technology (JLCIMT) reviewed the project on May 25, 2017, and recommended incremental, conditional approval of the project and set out detailed next steps in its recommendation, which was adopted. In addition to completion of 26 specific actions, the recommendation requires a minimum of two progress reports to JLCIMT; one in September 2017 and another in February 2018. The agency will also work closely with and regularly report project status to the Office of the State Chief Information Officer (OSCIO) and the Legislative Fiscal Office (LFO) throughout the project's lifecycle. It is likely additional formal reporting may

be required by JCLIMT or interim budget committees, depending on agency progress and any need to address project or budget issues flagged by LFO or OSCIO. The Subcommittee approved the project with the understanding that the funding will be unscheduled until LFO and the Chief Financial Office of the Department of Administrative Services approve rescheduling; agency compliance with the JLCIMT recommendations will be key to making funding available.

Since this project will result in eligibility determinations for multiple programs in both OHA and DHS being done through one system, to perform these determinations most efficiently, eligibility functions (responsibility for the work and staffing) from both agencies will be centralized at DHS. The following budget note was approved by the Subcommittee:

Budget Note:

The Department of Human Services and the Oregon Health Authority are currently planning to centralize eligibility processing at DHS in the fall of 2017. DHS has begun an assessment of current processes and will need 9-12 months to complete a comprehensive assessment and business plan that meets Medicaid requirements. DHS will report to the Interim Joint Committee on Ways and Means by June 30, 2018, and will include in its report a plan to increase jobs in rural Oregon including the option of outsourcing, in order to provide the highest quality, most efficient and cost effective Medicaid enrollment services to Oregonians.

JUDICIAL BRANCH

Judicial Department

The Subcommittee increased General Fund for the Judicial Department by \$600,000, and established four full-time positions (2.00 FTE) for additional workloads associated with an increased number of preliminary hearings anticipated as a result of SB 505. SB 505 requires grand jury proceeding to be recorded. A special purpose appropriation in SB 505 to the Emergency Board for additional costs associated with the measure was reduced by the same amount.

The Subcommittee also established a \$1,200,000 General Fund appropriation to provide a grant to Clackamas County for planning costs associated with a project to replace the county's courthouse. The county must spend at least an equal amount of matching funds for planning costs. The provision of this support does not establish a commitment or expectation for any additional state support for the capital project.

The Subcommittee added Other Funds expenditures to the budget associated with the authorization, in SB 5505, of Article XI-Q bonds for grants and capital construction projects. This limitation will allow the Judicial Department to provide grants to counties for courthouse capital construction projects through the Oregon Courthouse Capital Construction and Improvement Fund (OCCCIF), and pay costs associated with issuing the bonds for both the OCCCIF grants, and for capital construction projects approved in SB 5506. A \$195.2 million Other Funds limitation is established for the OCCCIF, for transfer of \$97.6 million of Article XI-Q proceeds, and an equal amount of county matching funds, for the following two county courthouse replacement projects:

- Multnomah County Courthouse - \$185.2 million (including \$92.6 million of bond proceeds) for the Multnomah County Courthouse replacement project. The funds will permit the county to complete construction of the courthouse project. With these moneys, the state will have provided a total of \$125 million of bond proceeds for the project over a three-biennium period.
- Lane County Courthouse - \$10 million (including \$5 million of bond proceeds) for the Lane County Courthouse replacement project. These funds will provide support for planning and development of the project. With these moneys, the state will have provided a total of \$6.4 million of bond proceeds for the project over a two-biennium period. The provision of this support does not establish a commitment or expectation for any additional state support for the capital project.

Other Funds expenditures were increased by \$1,235,000 for costs of issuing Article XI-Q bonds for the OCCCIF-supported projects, and for two capital construction projects approved in SB 5506. Proceeds of bonds are used to finance these costs.

Finally, the Subcommittee established a distinct Other Funds expenditure limitation for the State Court Technology Fund (SCTF), and transferred \$17,942,354 from the Operations expenditure limitation to the newly established SCTF expenditure limitation. The SCTF receives revenues from court filing fees, charges for technology services, and the Criminal Fine Account, and its use is restricted to providing support state court electronic systems.

Public Defense Services Commission

The Subcommittee approved a \$1,800,000 increase in General Fund for the Professional Services Account. This appropriation brings total General Fund support for the program to the current service level. The Professional Services Account finances the costs of all trial-level and certain appellate-level public defense services.

LEGISLATIVE BRANCH

Legislative Administration Committee

General Fund of \$5,145,277 for Legislative Administration was approved by the Subcommittee for security enhancements to the Oregon State Capitol. The increased funds include: \$20,000 for a mass communication system, \$528,000 for third party monitoring services, and \$4,597,277 for security cameras and networks, independent distribution facility (network closet) upgrade, safety film installation, garage gate replacement, and other security needs.

The Subcommittee also approved \$906,053 General Fund for debt service on Article XI-Q bonds sold for the Capitol Accessibility, Maintenance, and Safety project. Bonds are scheduled to be sold in spring 2018. In addition, Other Funds expenditure limitation was increased by \$239,358 for costs of issuance on the bonds, which will be paid with bond proceeds.

NATURAL RESOURCES

Department of Agriculture

In the Agricultural Development and Marketing program, the Subcommittee reduced General Fund by \$250,000 due to elimination of a marketing position. This action eliminates one of three permanent full-time positions added to the program during the 2011-13 biennium to increase economic activity in the agriculture sector.

Columbia River Gorge Commission

The Subcommittee added \$24,081 General Fund to the Columbia River Gorge Commission budget to match the amount provided by the State of Washington as required by interstate compact; \$14,686 of the increase is provided for the Joint Expenses Program and the remaining \$9,395 is for Commissioner Expenses.

Department of Environmental Quality

The Subcommittee approved a \$500,000 one-time General Fund appropriation to complete an inventory of non-road diesel engines with the expectation that DEQ would use a third-party contractor to conduct a state-wide and multi-sector inventory of non-road diesel engines currently in use by private and public fleets for the purposes of informing and refining air quality models. This inventory is expected to be completed no later than May 1, 2019. To ensure the survey results are representative of the statewide inventory, data collection shall be conducted using a mix of sampling techniques, including, but not limited to whole fleet inventories (census style counts), representative sampling of fleets by fleet-size, and industry surveying. Results and assumptions should be verified using existing relevant and complementary data, such as fuel use and business asset data collected by county tax assessors. The Department is to consult with interested stakeholders during various phases of the inventory work including, but not limited to, prior to releasing the inventory request-for-proposal and upon the development of preliminary results. The Department shall make the results of this inventory available to interested stakeholders but only in aggregate form.

Department of Fish and Wildlife

The Subcommittee approved three General Fund increases for the Department of Fish and Wildlife (ODFW) totaling \$1,325,000 for several program changes. First, \$425,000 General Fund was added to fund a permanent Natural Resources Specialist 5 position to serve as the Department's Sage Grouse Mitigation Program Coordinator. Approximately \$175,000 of the \$425,000 is for professional services contracts to assist in implementation of the sage grouse mitigation program. Next, \$250,000 General Fund was added to restore and make permanent two positions (1.67 FTE) to work on the Integrated Water Resources Strategy involving water flows necessary to maintain fish habitat and in-stream water rights consultations. In addition, it is expected that the positions would also examine the need for a sediment study of the lower Rogue River. Finally, \$650,000 General Fund was added to restore three of the five permanent full-time positions eliminated from the Western Oregon Stream Program as part of the General Fund reductions taken in HB 5018, the ODFW budget bill. The three positions that were restored work in Clackamas, Roseburg, and Tillamook. Along with the funding for position costs, \$40,839 was added for services and supplies.

The Subcommittee also established a one-time Other Funds expenditure limitation of \$215,000 for the cost of issuance of Article XI-Q General Obligation bonds approved in SB 5505 for repairs and capital improvements at ODFW facilities.

Department of Forestry

The Subcommittee approved a \$57,568 increase in the General Fund appropriation made to the Oregon Department of Forestry (ODF) for the payment of debt service on General Obligation bonds issued for the replacement of a shared facility at Toledo. The Subcommittee also approved an increase in Other Funds expenditure limitation of \$1,114,991 to accommodate the payment of \$79,991 for debt service and \$50,000 in bond issuance costs related to bonds issued for the Toledo facility; the remaining \$985,000 is for the cost of issuance of Certificates of Participation related to the Elliott State Forest.

In addition, the Subcommittee approved the establishment of an Other Funds expenditure limitation for ODF, in the amount of \$100 million, for the payment, from the net proceeds from the sale of Certificates of Participation, of monies to finance the release of all or a portion of the Elliott forest from restrictions resulting from ownership of that forest by the Common School Fund, or to compensate the Common School Fund for the preservation of non-economic benefits of the forest through the imposition, transfer, or sale of restrictions such as easements, use requirements or restrictions, or other methods that preserve non-economic benefits of the forest for the public such as recreation, aesthetics, wildlife or habitat preservation, or other environmental and quality of life considerations.

For the initial work required for the development of a federal Habitat Conservation Plan (HCP), the Subcommittee approved a \$300,000 increase in Other Funds expenditure limitation pursuant to an agreement with the Department of State Lands for the development of the plan. ODF will use this funding to establish four limited duration positions (3.50 FTE) including a project leader, a HCP coordinator, a threatened and endangered species coordinator, and a data manager/analyst to work with federal agencies to develop a Request for Proposal to complete all the technical work needed for completing the HCP. The Department is also expected to apply for a federal grant to help with the cost of developing the Environmental Impact Statement required for completion of the HCP. It is anticipated that the agency will seek additional expenditure limitation once the remaining project costs are better known.

Land Use Board of Appeals

For the Land Use Board of Appeals, the Subcommittee added \$11,650 General Fund to reclassify a position from Executive Support Specialist I to Executive Support Specialist II.

Department of Parks and Recreation

The Subcommittee approved an increase in the Other Funds expenditure limitation for the Oregon Department of Parks and Recreation of \$5,111,682 for the expenditure of lottery bond proceeds for the Oregon Main Street Revitalization program. The funding will be used to provide competitive grants to organizations participating in the Oregon Main Street Network. The program focuses on projects that acquire, rehabilitate, and construct buildings on properties in designated downtown areas and facilitate community revitalization leading to additional private

investment, job creation or retention, expansion or establishment of viable businesses, or creating a stronger tax base. The expenditure limitation increase includes \$111,682 for bond issuance costs.

Department of State Lands

For work related to the Elliott State Forest, the Subcommittee established an Other Funds expenditure limitation of \$3,985,377 and the establishment of a Project Manager 3 position (1.0 FTE). Specifically, \$1,608,930 of the total is for paying costs associated with a custodial forest management contract for the Elliott State Forest. Under the contract, the manager will be responsible for four primary tasks: maintaining road systems for safe public access and fire protection activities; ensuring compliance with all applicable laws; conducting reforestation activities to comply with Oregon's Forest Practices Act; and providing general forest management and oversight. The manager will be the first point of contact for any questions; responsible for identifying problems specific to the property and coordinating with local officials and DSL as necessary; and manage access to the property and coordinate proper disposal of trash and removal of abandoned property.

Other components include \$608,000 for estimated cost of fire patrol assessments to be paid to the Oregon Department of Forestry (ODF) for wildfire protection, \$268,447 for a Project Manager 3 position (1.00 FTE) that will provide general coordination for the Elliott Forest as well as providing project management for the Portland Harbor Superfund Site and Goble cleanup site. Also included is \$1,500,000 for development of a federal Habitat Conservation Plan (HCP) and an Environmental Impact Statement (EIS). The HCP development will be via an agreement with ODF; that agency will lead the collaborative work with other state, federal, and private entities. The initial ODF work is anticipated to cost \$300,000, the remaining \$1,200,000 is to be administratively unscheduled until a better estimate of the total cost to develop the HCP and EIS can be established. ODF anticipates that it will apply for federal grant funding for at least a portion of the cost to develop the EIS.

The Subcommittee approved \$5,000,000 General Fund for the Department of State Lands to deposit into the Portland Harbor Cleanup Fund established in SB 5530; after deposit (payment), the money is available to be spent as Other Funds. In SB 5530, \$3,000,000 in lottery bond proceeds is also allocated for deposit into the Cleanup Fund. To spend the \$8,000,000 total subsequently available, a new \$8,000,000 Other Funds expenditure limitation is established. To pay costs associated with the issuance of the lottery bonds, the Subcommittee approved an increase in Other Funds expenditure limitation of \$57,587.

Monies in the Cleanup Fund are for the coordination and participation in any contracts or agreements relating to or arising out of the Portland Harbor Superfund Site that may include investigation of baseline conditions, investigation of key sediment sites, potential infrastructure needs related to contaminated sediments, development and administration of a comprehensive data management system for the site, satisfaction of obligations under any settlement or administrative order, work required by the United States Environmental Protection Agency in connection with the site, and other activities directly related to minimizing the state's liability for costs related to the Portland Harbor Superfund Site.

Water Resources Department

The Subcommittee approved a General Fund appropriation of \$333,677 for the Water Resources Department (WRD) to fund two Assistant Watermaster positions and an Office Specialist position in Umatilla County, in the Pendleton and Milton-Freewater offices. The former Umatilla

County positions were authorized in the agency's primary budget bill (SB 5542) using Other Funds expenditure limitation of \$433,677. This action assumed Umatilla County would be covering the cost of the positions via contract with WRD. However, available county resources are projected to be able to provide only \$100,000 of this amount, so General Fund will cover the remaining cost. To complete the fundshift, the Subcommittee also approved a \$333,677 reduction in Other Funds expenditure limitation.

To support pilot programs in several locations throughout the state, the Subcommittee approved an increase of \$203,870 General Fund and the establishment of a limited duration, Natural Resource Specialist 4 position (1.00 FTE). The Department was allocated \$750,000 in lottery bond proceeds during the 2015-17 biennium to make grants and provide technical assistance to local governments to establish place-based water resource planning pilot programs. Of that grant funding, \$600,000 is carried forward into the 2017-19 biennium; \$56,000 of that amount remains unobligated. The position authorized by the Subcommittee is a continuation of the limited duration position that was established in the prior biennium to assist in the administration of the program and the distribution of the grant funding.

The Subcommittee approved an increase of \$1,547,235 Other Funds expenditure limitation for making grants, loans, or providing technical assistance for feasibility studies, and for the payment of bond issuance costs from lottery bond sale proceeds deposited into the Water Conservation, Reuse, and Storage Investment Fund. Of the amount allocated to the Fund, \$47,235 is for the payment of bond issuance costs.

For water supply projects, the Subcommittee approved a total increase of \$21,075,301 Other Funds expenditure limitation for making grants, loans, and paying the cost of bond issuance from lottery bond proceeds deposited into the Water Supply Development Fund established under section 3, chapter 784, Oregon Laws 2013. At \$15,000,000, the bulk of the additional limitation provided for the expenditure of net bond proceeds allocated to the fund is for Water Supply Development grants and loans to evaluate, plan, and develop in-stream and out-of-stream water development projects that repair or replace infrastructure to increase the efficiency of water use; provide new or expanded water storage; improve or alter operations of existing water storage facilities in connection with newly developed water; create new, expanded, improved, or altered water distribution, conveyance, or delivery systems in connection with newly developed water; allocate federally stored water; promote water reuse or conservation; provide streamflow protection or restoration; provide for water management or measurement in connection with newly developed water; and, determine seasonally varying flows in connection with newly developed water. To pay for bond issuance costs, \$375,301 Other Funds expenditure limitation is needed.

The remaining expenditure limitation approved by the Subcommittee is for three specific projects that, while comports to the other requirements of grants made from the Water Supply Development Fund, are not subject to any application process, public benefit scoring, or ranking. The projects and amounts are:

- City of Carlton, Panther Creek Reservoir sediment reduction and water storage capacity increase project - \$2,500,000
- City of Carlton, Finished water supply line loss reduction project - \$2,000,000
- Santiam Water Control District, Mill Creek Corporate Center irrigation conversion and efficiency project - \$1,200,000

PUBLIC SAFETY

Department of Corrections

To purchase two new transport buses to replace vehicles at the end of their service life, the Subcommittee approved a one-time appropriation of \$708,788 General Fund in the Department of Corrections' Operations Division.

The Subcommittee approved an increase in Other Funds expenditure limitation of \$721,466 for cost of issuance of \$39,215,000 in Article XI-Q bonds authorized in SB 5506 for the Department of Corrections' deferred maintenance program and for technology infrastructure upgrades. Bonds will be issued in May 2018 and in March 2019.

The agency's General Fund appropriation for debt service was increased by \$1,926,252 for new debt service estimated to be paid in 2017-19. Debt service for bonds issued in 2017-19 is estimated to be \$7,616,448 General Fund in 2019-21.

Oregon Department of Justice

The Subcommittee approved \$16,573,792 Other Funds expenditure limitation for project costs, which is to be financed with \$16,267,633 of Article XI-Q bonds approved in SB 5505 and \$306,159 in bond proceeds that were authorized and issued during the 2015-17 biennium but remained unexpended. The Subcommittee also approved \$32,136,210 Federal Funds expenditure limitation and the establishment of 32 permanent full-time positions (23.81 FTE). This includes personal services of \$5.8 million and services and supplies of \$43.0 million. The amount for services and supplies includes \$35.8 million total funds of contractor payments for: project management, including organization change management services; implementation; independent quality assurance; and independent verification and validation.

Unless otherwise approved by the Legislature or the Emergency Board, the positions budgeted for the project are established as permanent full-time under the following conditions: (a) the positions will be abolished on or before the completion of the project; (b) the positions are to remain in the CSEAS program (i.e., CSEAS summary cross reference) and may not be transferred to any other program or used for any purpose other than the development of the CSEAS project; and (c) the positions may not be included in any permanent finance plan action.

Other Funds expenditure limitation of \$317,367 is included for the cost of issuance of the bonds. The Subcommittee appropriated \$3,391,920 in additional General Fund Debt Service to support repayment of Article XI-Q General Obligation bond proceeds approved in SB 5505.

The Subcommittee approved \$6,916,041 Other Funds expenditure limitation and 35 permanent full-time positions (30.80 FTE) for the Civil Enforcement Division - Child Advocacy Section to represent Child Welfare caseworkers in court and provide full access to legal representation, legal counsel, legal advice, litigation support, and training. The revenue to support this package was approved in SB 5526, the primary budget bill for the Department of Human Services (DHS). DHS will be billed by DOJ no more than \$6.9 million for the increase in juvenile dependency workload using DOJ's traditional fee-for-service billing model. DOJ will also provide DHS with a monthly billing summary of the legal work performed. DOJ has committed to tracking quality assurance measures, including outcome measures.

Statewide implementation will be through a three-phase approach across all 36 counties: Phase-I will be completed by January 1, 2018 for: Benton; Coos; Gilliam; Grant; Hood River; Josephine; Lane; Lincoln; Linn; Morrow; Polk; Sherman; Tillamook; Wasco; and Wheeler Counties. Phase-II will be completed by July 1, 2018 for: Columbia; Crook; Deschutes; Douglas; Harney; Jackson; Jefferson; Klamath, Lake; Malheur; Umatilla; and Yamhill counties. Phase-III will be completed by January 1, 2019 for: Baker; Clackamas; Clatsop; Curry; Marion; Multnomah; Union; Washington; and Willowa counties. The final implementation schedule, however, may change depending upon the needs of a specific county. Both DOJ and DHS will work collaboratively with county District Attorneys to ensure juvenile dependency cases are handled in a consistent and coordinated manner with as much continuity as possible throughout the legal proceedings.

This investment in legal services was, in part, the result of work completed by the Task Force on Legal Representation in Childhood Dependency, which was established by SB 222 (2015). While, due to limited General Fund resources, the Legislature was unable to fund most Task Force recommendations, the affected state agencies and legal partners are committed to continuing to work on system improvements. In recognition of this commitment, the Subcommittee approved the following budget note:

Budget Note:

The Department of Human Services, Department of Justice, Oregon Judicial Department, and Public Defense Services Commission shall work collaboratively, at both the state and local levels, to solicit input on, develop, and implement strategies to improve the effectiveness and efficiency of Oregon's juvenile dependency systems and to determine the appropriate level of legal services. Potential strategies should include standardizing forms, streamlining processes, conforming practices, and adopting administrative or court rules. The agencies are expected to identify and begin implementing strategies no later than July 1, 2018. Options for providing more effective and cost-efficient legal and other services should also be reviewed and analyzed. The agencies will submit a joint report on the progress of these efforts to the Interim Joint Committee on Ways and Means or the Emergency Board by October 2018. In addition, each agency shall include an update, in its budget presentation to the Joint Committee on Ways and Means during the 2019 session, on its specific roles, activities, strategies, and costs to improve the effectiveness and efficiency of Oregon's juvenile dependency system.

In addition, the Legislature, under separate legislation (HB 3470), extended the sunset on the provision authorizing DHS to appear as a party in a juvenile court proceeding without appearance of an Attorney General from June 30, 2018 to June 30, 2020 to accommodate the planned implementation schedule.

The Department of Administrative Services is directed to unschedule \$4.0 million of the General Fund in the DHS budget and \$4.0 million of the Other Funds expenditure limitation in the DOJ budget pending demonstration to the Legislative Fiscal Office that the work performed, billing, reporting, and communication between the agencies is consistent with the budget cap, implementation schedule, and service level expectations for the caseworker legal representation program.

For SB 243, the Subcommittee approved implementation costs of \$123,932 Other Funds and established one permanent part-time Assistant Attorney General position (0.38 FTE) in DOJ's Civil Enforcement Division. The Division provides services to train caseworkers and certifiers on the new legal standard of abuse, advises Department of Human Services (DHS) in the preparation and adoption of administrative rules, as well as child protective services investigations, confidentiality laws, and release of records. The Division also provides advice and legal representation to DHS in all administrative appeals of those investigations and related certification actions for certified foster homes. The revenue source to fund this expense is legal service charges billed to DHS. The roll-up costs are estimated to be \$89,084 Other Funds and one position (0.25 FTE) for the 2019-21 biennium.

The Subcommittee approved \$500,000 General Fund to support Community Assessment Centers, as a one-time increase, in order to provide child abuse medical assessments. The funding will be administered through the Oregon Department of Justice, Crime Victims Services Division, as pass through funds distributed to the statewide Community Assessment Centers network association, which will ensure equitable distribution.

To support the Oregon Crime Victims Law Center, the Subcommittee also appropriated \$175,000 General Fund as a one-time increase. This will bring total funding for the Law Center from the Department of Justice to \$554,559, including \$504,599 General Fund and \$50,000 Other Funds; the latter is from the renewal of a state grant funded from punitive damage awards.

Oregon Military Department

The Subcommittee approved an increase in Other Funds expenditure limitation of \$448,244 for cost of issuance of \$23,730,000 in Article XI-Q bonds authorized in SB 5506 for three Regional Armory Emergency Enhancement projects in Salem, Newport, and Coos Bay; an Armory Service Life Extension project at the Grants Pass armory; and to re-issue bonds for the Regional Training Institute and Youth Challenge capital construction projects in 2017-19. Bonds are planned to be issued in October 2017, and in March 2019.

The agency's General Fund appropriation for debt service was decreased by \$378,344 for debt service estimated to be paid in 2017-19 due to anticipated debt service savings. Debt service in 2019-21 for bonds issued in 2017-19 is estimated to be \$4,305,134 General Funds.

The Subcommittee approved a one-time appropriation of \$1,000,000 General Fund for construction of or repairs to the Oregon Military Museum at Camp Withycombe in Clackamas, Oregon.

To operationalize the provisions of HB 2687, the Subcommittee increased Other Funds expenditure limitation in the Oregon Military Department, Office of Emergency Management by \$5,000,000 to capitalize the Resiliency Grant Fund, and increased Other Funds expenditure limitation by \$70,000 to pay for the cost of bond issuance. Other Funds limitation is funded by the sale of Article XI-Q bonds authorized in SB 5506. The Subcommittee added \$181,178 General Fund and increased Federal Funds expenditure limitation by \$181,178 and approved two permanent positions (2.00 FTE) to administer the program and the grant-making process.

Department of Public Safety Standards and Training

The Department of Public Safety Standards and Training's Federal Funds expenditure limitation was increased by \$469,566 to allow the expenditure of grant funds from the federal Assistance to Firefighters grant program on a new mobile fire training unit, to replace equipment at the end of its service life.

Oregon State Police

The Subcommittee increased Other Funds expenditure limitation in the Patrol Division by \$2,521,711 to support the addition of six troopers and one sergeant (7.00 FTE) in the Capitol Mall Security Unit.

The Subcommittee approved \$6,230,000 General Fund and established twenty sworn positions (18.32 FTE) to increase highway patrol coverage statewide, and to provide additional drug enforcement detectives in central and southern Oregon counties.

Oregon Youth Authority

To continue the installation of video monitoring systems to supplement the Oregon Youth Authority's sexual abuse prevention, detection, and response efforts for adherence to the US Prison Rape Elimination Act of 2003 (PREA), the Subcommittee approved a one-time appropriation of \$771,000 General Fund.

The Subcommittee approved an increase in Other Funds expenditure limitation of \$676,086 for cost of issuance of \$39,995,000 in Article XI-Q bonds authorized in SB 5506 to remodel five living unit cottages at the MacLaren Youth Correctional Facility, to remodel two dormitory spaces at the Rogue Valley Youth Correctional Facility, and to undertake deferred maintenance projects in 2017-19. Bonds are planned to be issued in May 2018 and in March 2019.

The agency's General Fund appropriation for debt service was increased by \$1,695,236 for new debt service estimated to be paid in 2017-19. Debt service for bonds issued in 2017-19 is estimated to be \$6,104,546 General Fund in 2019-21.

TRANSPORTATION

Department of Transportation

Other Funds expenditure limitation for the Oregon Department of Transportation (ODOT) for the 2017-19 biennium is decreased by \$406,813 as an adjustment to Central Services to account for the transfer of positions from ODOT to the Office of the State Chief Information Officer.

The Subcommittee approved an increase in Other Funds expenditure limitation in ODOT's Transportation Program Development section of \$30 million in lottery bond proceeds for ConnectOregon VII. In addition, the Other Funds expenditure limitation is increased by \$433,693 for cost of issuance expenses. There is no debt service in the 2017-19 biennium as the bonds will not be sold until the spring of 2019.

The Subcommittee approved an increase in Other Funds expenditure limitation in ODOT's Public Transit Program of \$5 million in lottery bond proceeds for the Lane Transit District's expansion of the EmX Bus Rapid Transit network. In addition, the limitation is increased by \$119,541 for cost of issuance expenses. There is no debt service in the 2017-19 biennium as the bonds will not be sold until the spring of 2019.

The Subcommittee approved an increase in Other Funds expenditure limitation in ODOT's Local Government Program of \$2 million in lottery bond proceeds for City of Portland SW Capitol Highway safety improvements. In addition, the Other Funds expenditure limitation is increased by \$50,587 for cost of issuance expenses. There is no debt service in the 2017-19 biennium as the bonds will not be sold until the spring of 2019.

Adjustments to 2015-17 Budgets

Commission on Judicial Fitness and Disability

The Subcommittee increased the 2015-17 biennium General Fund appropriation for extraordinary expenses by \$35,000 to fund costs incurred for the investigation and prosecution of cases of judicial misconduct.

Oregon Department of Transportation

Other Funds expenditure limitation for the Oregon Department of Transportation for the 2015-17 biennium was increased by \$45.5 million for Highway Division programs for costs associated with winter storms, implementation of an ADA-related settlement agreement, and for increased project payout.

Federal Funds expenditure limitation for the Oregon Department of Transportation for the 2015-17 biennium was increased by \$8.1 million to complete commitments carried over from the 2013-15 biennium.

Enrolled

House Bill 5201

Sponsored by JOINT COMMITTEE ON WAYS AND MEANS

CHAPTER

AN ACT

Relating to state financial administration; creating new provisions; amending section 1, chapter 594, Oregon Laws 2017; repealing section 1, chapter 589, Oregon Laws 2017, section 2, chapter 594, Oregon Laws 2017, and section 21, chapter 655, Oregon Laws 2017; and declaring an emergency.

Be It Enacted by the People of the State of Oregon:

SECTION 1. Notwithstanding any other law limiting expenditures, the limitation on expenditures established by section 3, chapter 562, Oregon Laws 2017, for the biennium ending June 30, 2019, as the maximum limit for payments of expenses from lottery moneys allocated from the Parks and Natural Resources Fund to the State Department of Agriculture for the Oregon Plan, is increased by \$846,821 for invasive pest eradication activities.

SECTION 2. Notwithstanding any other law limiting expenditures, the limitation on expenditures established by section 2 (4), chapter 562, Oregon Laws 2017, for the biennium ending June 30, 2019, as the maximum limit for payment of expenses from fees, moneys or other revenues, including Miscellaneous Receipts, and including federal funds for contract services, but excluding lottery funds and federal funds not described in section 2, chapter 562, Oregon Laws 2017, collected or received by the State Department of Agriculture, for market access, is decreased by \$16,836.

SECTION 3. Notwithstanding any other law limiting expenditures, the limitation on expenditures established by section 2, chapter 509, Oregon Laws 2017, for the biennium ending June 30, 2019, as the maximum limit for payment of expenses from fees, moneys or other revenues, including Miscellaneous Receipts, but excluding lottery funds and federal funds, collected or received by the Bureau of Labor and Industries, is increased by \$275,000 for apprenticeship expansion and diversification efforts.

SECTION 4. Notwithstanding any other law limiting expenditures, the limitation on expenditures established by section 1 (1), chapter 506, Oregon Laws 2017, for the biennium ending June 30, 2019, as the maximum limit for payment of expenses from fees, moneys or other revenues, including Miscellaneous Receipts and moneys appropriated to the Employment Department by sections 2 and 3, chapter 506, Oregon Laws 2017, but excluding lottery funds and federal funds not described in section 2, chapter 506, Oregon Laws 2017, collected or received by the Employment Department, for unemployment insurance, business and workforce development and workforce and economic research, is increased by \$5,574,000 for enhanced employment services provided to able-bodied adults without dependents.

SECTION 5. (1) Notwithstanding any other law limiting expenditures, the limitation on expenditures established by section 2, chapter 574, Oregon Laws 2017, for the biennium ending June 30, 2019, as the maximum limit for payment of expenses for operations, from fees,

moneys or other revenues, including Miscellaneous Receipts and federal funds from the United States Department of Housing and Urban Development for contract services, but excluding lottery funds and federal funds not described in section 2, chapter 574, Oregon Laws 2017, collected or received by the Housing and Community Services Department, is increased by \$18,200,000 for shelter capacity and homelessness prevention services provided through the Emergency Housing Assistance program.

(2) Notwithstanding any other provision of law, the General Fund appropriation made to the Oregon Housing and Community Services Department by section 1, chapter 574, Oregon Laws 2017, for the biennium ending June 30, 2019, is increased by \$5,000,000 for shelter capacity and homelessness prevention services provided through the Emergency Housing Assistance program.

SECTION 6. Notwithstanding any other law limiting expenditures, the limitation on expenditures established by section 2, chapter 574, Oregon Laws 2017, for the biennium ending June 30, 2019, as the maximum limit for payment of expenses for operations, from fees, moneys or other revenues, including Miscellaneous Receipts and federal funds from the United States Department of Housing and Urban Development for contract services, but excluding lottery funds and federal funds not described in section 2, chapter 574, Oregon Laws 2017, collected or received by the Housing and Community Services Department, is increased by \$125,000 for payments associated with the Rent Guarantee Program pursuant to ORS 456.608.

SECTION 7. Notwithstanding any other law limiting expenditures, the limitation on expenditures established by section 2, chapter 574, Oregon Laws 2017, for the biennium ending June 30, 2019, as the maximum limit for payment of expenses for operations, from fees, moneys or other revenues, including Miscellaneous Receipts and federal funds from the United States Department of Housing and Urban Development for contract services, but excluding lottery funds and federal funds not described in section 2, chapter 574, Oregon Laws 2017, collected or received by the Housing and Community Services Department, is increased by \$150,000 for payments from the Wildfire Damage Housing Relief Account pursuant to ORS 458.667.

SECTION 8. Notwithstanding any other law limiting expenditures, the limitation on expenditures established by section 4 (2), chapter 604, Oregon Laws 2017, for the biennium ending June 30, 2019, as the maximum limit for payment of expenses from fees, moneys or other revenues, including Miscellaneous Receipts and federal funds received as reimbursement from the United States Department of Transportation, but excluding lottery funds and federal funds not described in section 4, chapter 604, Oregon Laws 2017, collected or received by the Department of Transportation, for maintenance and emergency relief programs, is increased by \$4,557,817.

SECTION 9. Notwithstanding any other law limiting expenditures, the limitation on expenditures established by section 4 (3), chapter 604, Oregon Laws 2017, for the biennium ending June 30, 2019, as the maximum limit for payment of expenses from fees, moneys or other revenues, including Miscellaneous Receipts and federal funds received as reimbursement from the United States Department of Transportation, but excluding lottery funds and federal funds not described in section 4, chapter 604, Oregon Laws 2017, collected or received by the Department of Transportation, for the preservation program, is increased by \$19,014,074.

SECTION 10. Notwithstanding any other law limiting expenditures, the limitation on expenditures established by section 4 (4), chapter 604, Oregon Laws 2017, for the biennium ending June 30, 2019, as the maximum limit for payment of expenses from fees, moneys or other revenues, including Miscellaneous Receipts and federal funds received as reimbursement from the United States Department of Transportation, but excluding lottery funds and federal funds not described in section 4, chapter 604, Oregon Laws 2017, collected or received by the Department of Transportation, for the bridge program, is increased by \$55,457,715.

SECTION 11. Notwithstanding any other law limiting expenditures, the limitation on expenditures established by section 4 (5), chapter 604, Oregon Laws 2017, for the biennium ending June 30, 2019, as the maximum limit for payment of expenses from fees, moneys or other revenues, including Miscellaneous Receipts and federal funds received as reimbursement from the United States Department of Transportation, but excluding lottery funds and federal funds not described in section 4, chapter 604, Oregon Laws 2017, collected or received by the Department of Transportation, for the operations program, is increased by \$39,791,394.

SECTION 12. Notwithstanding any other law limiting expenditures, the limitation on expenditures established by section 4 (6), chapter 604, Oregon Laws 2017, for the biennium ending June 30, 2019, as the maximum limit for payment of expenses from fees, moneys or other revenues, including Miscellaneous Receipts and federal funds received as reimbursement from the United States Department of Transportation, but excluding lottery funds and federal funds not described in section 4, chapter 604, Oregon Laws 2017, collected or received by the Department of Transportation, for the modernization program, is increased by \$18,000,000.

SECTION 13. Notwithstanding any other law limiting expenditures, the limitation on expenditures established by section 4 (7), chapter 604, Oregon Laws 2017, for the biennium ending June 30, 2019, as the maximum limit for payment of expenses from fees, moneys or other revenues, including Miscellaneous Receipts and federal funds received as reimbursement from the United States Department of Transportation, but excluding lottery funds and federal funds not described in section 4, chapter 604, Oregon Laws 2017, collected or received by the Department of Transportation, for special programs, is increased by \$14,584,061.

SECTION 14. Notwithstanding any other law limiting expenditures, the limitation on expenditures established by section 4 (8), chapter 604, Oregon Laws 2017, for the biennium ending June 30, 2019, as the maximum limit for payment of expenses from fees, moneys or other revenues, including Miscellaneous Receipts and federal funds received as reimbursement from the United States Department of Transportation, but excluding lottery funds and federal funds not described in section 4, chapter 604, Oregon Laws 2017, collected or received by the Department of Transportation, for the local government program, is increased by \$14,690,000.

SECTION 15. Notwithstanding any other law limiting expenditures, the limitation on expenditures established by section 4 (9), chapter 604, Oregon Laws 2017, for the biennium ending June 30, 2019, as the maximum limit for payment of expenses from fees, moneys or other revenues, including Miscellaneous Receipts and federal funds received as reimbursement from the United States Department of Transportation, but excluding lottery funds and federal funds not described in section 4, chapter 604, Oregon Laws 2017, collected or received by the Department of Transportation, for driver and motor vehicle services, is increased by \$450,014.

SECTION 16. Notwithstanding any other law limiting expenditures, the limitation on expenditures established by section 4 (11), chapter 604, Oregon Laws 2017, for the biennium ending June 30, 2019, as the maximum limit for payment of expenses from fees, moneys or other revenues, including Miscellaneous Receipts and federal funds received as reimbursement from the United States Department of Transportation, but excluding lottery funds and federal funds not described in section 4, chapter 604, Oregon Laws 2017, collected or received by the Department of Transportation, for transportation program development, is increased by \$1,248,970.

SECTION 17. Notwithstanding any other law limiting expenditures, the limitation on expenditures established by section 4 (12), chapter 604, Oregon Laws 2017, for the biennium ending June 30, 2019, as the maximum limit for payment of expenses from fees, moneys or other revenues, including Miscellaneous Receipts and federal funds received as reimbursement from the United States Department of Transportation, but excluding lottery funds and

federal funds not described in section 4, chapter 604, Oregon Laws 2017, collected or received by the Department of Transportation, for public transit, is increased by \$52,156,432.

SECTION 18. Notwithstanding any other law limiting expenditures, the limitation on expenditures established by section 4 (14), chapter 604, Oregon Laws 2017, for the biennium ending June 30, 2019, as the maximum limit for payment of expenses from fees, moneys or other revenues, including Miscellaneous Receipts and federal funds received as reimbursement from the United States Department of Transportation, but excluding lottery funds and federal funds not described in section 4, chapter 604, Oregon Laws 2017, collected or received by the Department of Transportation, for transportation safety, is increased by \$394,383.

SECTION 19. Notwithstanding any other law limiting expenditures, the limitation on expenditures established by section 4 (15), chapter 604, Oregon Laws 2017, for the biennium ending June 30, 2019, as the maximum limit for payment of expenses from fees, moneys or other revenues, including Miscellaneous Receipts and federal funds received as reimbursement from the United States Department of Transportation, but excluding lottery funds and federal funds not described in section 4, chapter 604, Oregon Laws 2017, collected or received by the Department of Transportation, for central services, is increased by \$7,500,125.

SECTION 20. Section 1, chapter 589, Oregon Laws 2017, and section 21, chapter 655, Oregon Laws 2017, are repealed.

SECTION 21. Notwithstanding any other law limiting expenditures, the limitation on expenditures established by section 98, chapter 702, Oregon Laws 2017, for the biennium ending June 30, 2019, as the maximum limit for payment of expenses from fees, moneys or other revenues, including Miscellaneous Receipts and proceeds of bonds issued pursuant to Article XI-P of the Oregon Constitution, but excluding lottery funds and federal funds, collected or received by the Department of Education, for matching grants made to school districts for construction or improvement to school facilities through the Oregon School Capital Improvement Matching program, is increased by \$39,312,315.

SECTION 22. Notwithstanding any other law limiting expenditures, the limitation on expenditures established by section 4 (2), chapter 372, Oregon Laws 2017, for the biennium ending June 30, 2019, as the maximum limit for payment of expenses from federal funds collected or received by the Department of Consumer and Business Services for the Senior Health Insurance Benefit Assistance program, is increased by \$810,000.

SECTION 23. Notwithstanding any other law limiting expenditures, the amount of \$1,157,514 is established for the biennium ending June 30, 2019, as the maximum limit for payment of expenses from federal funds collected or received by the Department of Consumer and Business Services, Division of Financial Regulation, for the planning and implementation of health insurance market reforms.

SECTION 24. Notwithstanding any other law limiting expenditures, the limitation on expenditures established by section 2 (2), chapter 375, Oregon Laws 2017, for the biennium ending June 30, 2019, as the maximum limit for payment of expenses from federal funds collected or received by the Department of State Lands for Common School Fund programs, is increased by \$155,734 for the expenditure of Wetland Program federal grant funds.

SECTION 25. Notwithstanding any other provision of law, the General Fund appropriation made to the Emergency Board by section 5 (1), chapter 592, Oregon Laws 2017, for the biennium ending June 30, 2019, for allocation to the State Forestry Department, is decreased by \$2,000,000.

SECTION 26. Notwithstanding any other provision of law, the General Fund appropriation made to the State Forestry Department by section 1 (2), chapter 592, Oregon Laws 2017, for the biennium ending June 30, 2019, for fire protection, is increased by \$26,194,224 for the payment of emergency firefighting costs, severity resources, district deductibles and interest expense associated with the 2017 forest fire season.

SECTION 27. Notwithstanding any other law limiting expenditures, the limitation on expenditures established by section 2 (2), chapter 592, Oregon Laws 2017, for the biennium

ending June 30, 2019, as the maximum limit for payment of expenses from fees, moneys or other revenues, including Miscellaneous Receipts and including federal funds from the United States Forest Service for fire protection and for research projects, but excluding Lottery funds and federal funds not described in section 2, chapter 592, Oregon Laws 2017, collected or received by the State Forestry Department, for fire protection, is increased by \$22,743,921 for the payment of emergency firefighting costs associated with the 2017 forest fire season.

SECTION 28. (1) Notwithstanding any other provision of law, the General Fund appropriation made to the Secretary of State by section 1 (1), chapter 602, Oregon Laws 2017, for the biennium ending June 30, 2019, for the Administrative Services Division, is increased by \$343,094.

(2) Notwithstanding any other provision of law, the General Fund appropriation made to the Secretary of State by section 1 (2), chapter 602, Oregon Laws 2017, for the biennium ending June 30, 2019, for the Elections Division, is decreased by \$375,745.

(3) Notwithstanding any other law limiting expenditures, the limitation on expenditures established by section 2 (1), chapter 602, Oregon Laws 2017, for the biennium ending June 30, 2019, as the maximum limit for payment of expenses from fees, moneys or other revenues, including Miscellaneous Receipts, but excluding Lottery funds and federal funds, collected or received by the Secretary of State, for the Administrative Services Division, is decreased by \$37,839.

(4) Notwithstanding any other law limiting expenditures, the limitation on expenditures established by section 2 (3), chapter 602, Oregon Laws 2017, for the biennium ending June 30, 2019, as the maximum limit for payment of expenses from fees, moneys or other revenues, including Miscellaneous Receipts, but excluding lottery funds and federal funds, collected or received by the Secretary of State, for the Audits Division, is decreased by \$49,522.

(5) Notwithstanding any other law limiting expenditures, the limitation on expenditures established by section 2 (4), chapter 602, Oregon Laws 2017, for the biennium ending June 30, 2019, as the maximum limit for payment of expenses from fees, moneys or other revenues, including Miscellaneous Receipts, but excluding lottery funds and federal funds, collected or received by the Secretary of State, for the Archives Division, is decreased by \$16,420.

(6) Notwithstanding any other law limiting expenditures, the limitation on expenditures established by section 2 (5), chapter 602, Oregon Laws 2017, for the biennium ending June 30, 2019, as the maximum limit for payment of expenses from fees, moneys or other revenues, including Miscellaneous Receipts, but excluding lottery funds and federal funds, collected or received by the Secretary of State, for the Corporation Division, is decreased by \$24,073.

(7) Notwithstanding any other law limiting expenditures, the limitation on expenditures established by section 3, chapter 602, Oregon Laws 2017, for the biennium ending June 30, 2019, as the maximum limit for payment of expenses from federal funds collected or received by the Secretary of State, is increased by \$117,889.

SECTION 29. (1) Notwithstanding any other law limiting expenditures, the limitation on expenditures established by section 2 (2), chapter 580, Oregon Laws 2017, for the biennium ending June 30, 2019, as the maximum limit for payment of expenses from fees, moneys or other revenues, including Miscellaneous Receipts, but excluding lottery funds and federal funds, collected or received by the Oregon Business Development Department, for the Infrastructure Finance Authority, is increased by \$642,194 for repairing and improving docks owned by the Port of Brookings Harbor.

(2) Notwithstanding any other law limiting expenditures, the limitation on expenditures established by section 4 (1), chapter 580, Oregon Laws 2017, for the biennium ending June 30, 2019, as the maximum limit for payment of expenses from federal funds collected or received by the Oregon Business Development Department, for business, innovation and trade, is increased by \$703,125 for the State Trade Expansion Program.

SECTION 30. Notwithstanding any other law limiting expenditures, the limitation on expenditures established by section 1 (1), chapter 600, Oregon Laws 2017, for the biennium

ending June 30, 2019, as the maximum limit for payment of expenses from fees, moneys or other revenues, including Miscellaneous Receipts, but excluding lottery funds and federal funds, collected or received by the Public Employees Retirement System, for the Central Administration Division, is increased by \$445,794.

SECTION 31. Notwithstanding any other law limiting expenditures, the limitation on expenditures established by section 1 (4), chapter 600, Oregon Laws 2017, for the biennium ending June 30, 2019, as the maximum limit for payment of expenses from fees, moneys or other revenues, including Miscellaneous Receipts, but excluding lottery funds and federal funds, collected or received by the Public Employees Retirement System, for the Operations Division, is decreased by \$277,350.

SECTION 32. Notwithstanding any other law limiting expenditures, the limitation on expenditures established by section 1 (5), chapter 600, Oregon Laws 2017, for the biennium ending June 30, 2019, as the maximum limit for payment of expenses from fees, moneys or other revenues, including Miscellaneous Receipts, but excluding lottery funds and federal funds, collected or received by the Public Employees Retirement System, for the Compliance, Audit and Risk Division, is decreased by \$168,444.

SECTION 33. Notwithstanding any other provision of law, the General Fund appropriation made to the Department of Justice by section 1 (1), chapter 576, Oregon Laws 2017, for the biennium ending June 30, 2019, for the Appellate Division, is decreased by \$25,646.

SECTION 34. Notwithstanding any other provision of law, the General Fund appropriation made to the Department of Justice by section 1 (2), chapter 576, Oregon Laws 2017, for the biennium ending June 30, 2019, for the Civil Enforcement Division, is increased by \$152,705.

SECTION 35. (1) Notwithstanding any other provision of law, the General Fund appropriation made to the Oregon Military Department by section 1 (2), chapter 566, Oregon Laws 2017, for the biennium ending June 30, 2019, for operations, is increased by \$251,977 for expenses incurred during the August 2017 solar eclipse.

(2) Notwithstanding any other provision of law, the General Fund appropriation made to the Oregon Military Department by section 1 (3), chapter 566, Oregon Laws 2017, for the biennium ending June 30, 2019, for emergency management, is increased by \$8,747 for expenses incurred during the August 2017 solar eclipse.

SECTION 36. Notwithstanding any other law limiting expenditures, the limitation on expenditures established by section 2 (4), chapter 566, Oregon Laws 2017, for the biennium ending June 30, 2019, as the maximum limit for payment of expenses from fees, moneys or other revenues, including Miscellaneous Receipts and reimbursements from federal service agreements, but excluding lottery funds and federal funds not described in section 2, chapter 566, Oregon Laws 2017, collected or received by the Oregon Military Department, for community support, is increased by \$5,442,829 for expenses incurred during the 2017 fire season in Oregon.

SECTION 37. Notwithstanding any other provision of law, the General Fund appropriation made to the Department of State Police by section 1 (1), chapter 581, Oregon Laws 2017, for the biennium ending June 30, 2019, for patrol services, criminal investigations and gaming enforcement, is increased by \$90,000 for expenses incurred during the 2017 fire season in Oregon.

SECTION 38. Notwithstanding any other provision of law, the General Fund appropriation made to the Department of State Police by section 1 (4), chapter 581, Oregon Laws 2017, for the biennium ending June 30, 2019, for administrative services, agency support, criminal justice information services and the office of the State Fire Marshal, is increased by \$3,165,945 for expenses incurred during the 2017 fire season in Oregon.

SECTION 39. Notwithstanding any other law limiting expenditures, the limitation on expenditures established by section 2 (4), chapter 581, Oregon Laws 2017, for the biennium ending June 30, 2019, as the maximum limit for payment of expenses from fees, moneys or other revenues, including Miscellaneous Receipts, but excluding lottery funds and federal

funds, collected or received by the Department of State Police, for administrative services, agency support, criminal justice information services and the office of the State Fire Marshal, is increased by \$12,770,000 for expenses incurred during the 2017 fire season in Oregon.

SECTION 40. (1) Notwithstanding any other provision of law, the General Fund appropriation made to the Long Term Care Ombudsman by section 1 (1), chapter 579, Oregon Laws 2017, for the biennium ending June 30, 2019, for general program and services provided to care facility residents, is increased by \$28,639.

(2) Notwithstanding any other provision of law, the General Fund appropriation made to the Long Term Care Ombudsman by section 1 (2), chapter 579, Oregon Laws 2017, for the biennium ending June 30, 2019, for the public guardian and conservator program, is decreased by \$28,639.

SECTION 41. Notwithstanding any other law limiting expenditures, the limitation on expenditures established by section 4, chapter 585, Oregon Laws 2017, for the biennium ending June 30, 2019, as the maximum limit for payment of expenses from federal funds collected or received by the Department of Veterans' Affairs, is increased by \$500,000 for transportation of veterans in highly rural areas.

SECTION 42. Notwithstanding any other law limiting expenditures, the limitation on expenditures established by section 2 (1), chapter 572, Oregon Laws 2017, for the biennium ending June 30, 2019, as the maximum limit for payment of expenses from fees, moneys or other revenues, including Miscellaneous Receipts and federal funds received from charges, but excluding lottery funds and federal funds not described in section 2, chapter 572, Oregon Laws 2017, collected or received by the Oregon Department of Administrative Services, for the Chief Operating Office, is increased by \$302,524 for the CASA Volunteer Program and economic forecasting.

SECTION 43. Notwithstanding any other law limiting expenditures, the limitation on expenditures established by section 2 (6), chapter 572, Oregon Laws 2017, for the biennium ending June 30, 2019, as the maximum limit for payment of expenses from fees, moneys or other revenues, including Miscellaneous Receipts and federal funds received from charges, but excluding lottery funds and federal funds not described in section 2, chapter 572, Oregon Laws 2017, collected or received by the Oregon Department of Administrative Services, for enterprise asset management, is increased by \$8,485,000.

SECTION 44. Notwithstanding any other law limiting expenditures, the limitation on expenditures established by section 2, chapter 589, Oregon Laws 2017, for the biennium ending June 30, 2019, as the maximum limit for payment of expenses from fees, moneys or other revenues, including Miscellaneous Receipts and federal funds received as reimbursement from the United States Department of Transportation, but excluding lottery funds and federal funds not described in section 2, chapter 589, Oregon Laws 2017, collected or received by the Department of Environmental Quality, for permitting and program implementation, is increased by \$18,000,140 for electric vehicle rebate special payments and greenhouse gas reporting activities.

SECTION 45. (1) Notwithstanding any other provision of law, the General Fund appropriation made to the Higher Education Coordinating Commission by section 1 (1), chapter 595, Oregon Laws 2017, for the biennium ending June 30, 2019, for commission operations, is increased by \$425,049 for budget shortfalls related to enterprise technology services and client services.

(2) Notwithstanding any other provision of law, the General Fund appropriation made to the Higher Education Coordinating Commission by section 5, chapter 708, Oregon Laws 2017, for the biennium ending June 30, 2019, for the purpose of carrying out Oregon's Open Educational Resources (OER) Program, is decreased by \$360,000.

SECTION 46. Notwithstanding any other law limiting expenditures, the limitation on expenditures established by section 6 (1), chapter 595, Oregon Laws 2017, for the biennium ending June 30, 2019, as the maximum limit for payment of expenses from fees, moneys or

other revenues, including Miscellaneous Receipts, but excluding lottery funds, federal funds and funds described in sections 9 and 10, chapter 595, Oregon Laws 2017, collected or received by the Higher Education Coordinating Commission, for operations, is increased by \$11,030 for budget shortfalls related to enterprise technology services and client services.

SECTION 47. Notwithstanding any other law limiting expenditures, the limitation on expenditures established by section 7 (1), chapter 595, Oregon Laws 2017, for the biennium ending June 30, 2019, as the maximum limit for payment of expenses from federal funds collected or received by the Higher Education Coordinating Commission, for operations, is increased by \$198,541 for budget shortfalls related to enterprise technology services and client services.

SECTION 48. Section 1, chapter 594, Oregon Laws 2017, is amended to read:

Sec 1. There is appropriated to the Chief Education Office, for the biennium beginning July 1, 2017, out of the General Fund, the amount of [~~\$4,022,118~~] \$8,616,069 for expenses [incurred during the first year of the biennium] of the office.

SECTION 48a. Section 2, chapter 594, Oregon Laws 2017, is repealed.

SECTION 49. Notwithstanding any other law limiting expenditures, the limitation on expenditures established by section 2 (1), chapter 583, Oregon Laws 2017, for the biennium ending June 30, 2019, as the maximum limit for payment of expenses from fees, moneys or other revenues, including Miscellaneous Receipts, but excluding lottery funds and federal funds, collected or received by the Department of Public Safety Standards and Training, for operations, is increased by \$623,260 for expenses incurred during the 2017 fire season in Oregon.

SECTION 50. Notwithstanding any other law limiting expenditures, the limitation on expenditures established by section 2 (1), chapter 583, Oregon Laws 2017, for the biennium ending June 30, 2019, as the maximum limit for payment of expenses from fees, moneys or other revenues, including Miscellaneous Receipts, but excluding lottery funds and federal funds, collected or received by the Department of Public Safety Standards and Training, for operations, is increased by \$400,000 for crisis intervention training for first responders.

SECTION 51. Notwithstanding any other law limiting expenditures, the limitation on expenditures established by section 2, chapter 505, Oregon Laws 2017, for the biennium ending June 30, 2019, as the maximum limit for payment of expenses from fees, moneys or other revenues, including Miscellaneous Receipts, but excluding lottery funds and federal funds, collected or received by the Oregon Criminal Justice Commission, is increased by \$450,000 for implementation of a new case management system for Oregon's specialty courts.

SECTION 52. Notwithstanding any other law limiting expenditures, the limitation on expenditures established by section 3, chapter 505, Oregon Laws 2017, for the biennium ending June 30, 2019, as the maximum limit for payment of expenses from federal funds collected or received by the Oregon Criminal Justice Commission, is increased by \$1,045,940 for grant-funded Justice Reinvestment programs and improving recidivism analysis.

SECTION 53. Notwithstanding any other law limiting expenditures, the limitation on expenditures established by section 3 (1), chapter 566, Oregon Laws 2017, for the biennium ending June 30, 2019, as the maximum limit for payment of expenses from federal funds, other than those described in section 2, chapter 566, Oregon Laws 2017, collected or received by the Oregon Military Department, for operations, is increased by \$16,421,308 for lead dust abatement projects at eight armories throughout Oregon.

SECTION 54. (1) Notwithstanding any other law limiting expenditures, the limitation on expenditures established by section 3 (1), chapter 580, Oregon Laws 2017, for the biennium ending June 30, 2019, as the maximum limit for payment of expenses from lottery moneys allocated from the Administrative Services Economic Development Fund to the Oregon Business Development Department, for business, innovation and trade, is decreased by \$1,250,000 for the Strategic Reserve Fund.

(2) Notwithstanding any other law limiting expenditures, the amount of \$1,250,000 is established for the biennium ending June 30, 2019, as the maximum limit for payment of expenses from lottery moneys allocated from the Administrative Services Economic Development Fund to the Oregon Business Development Department for business, innovation and trade, for transfers to the Oregon Growth Fund.

SECTION 55. Notwithstanding any other law limiting expenditures, the limitation on expenditures established by section 1 (1), chapter 375, Oregon Laws 2017, for the biennium ending June 30, 2019, as the maximum limit for payment of expenses from fees, moneys, or other revenues, including Miscellaneous Receipts, but excluding lottery funds and federal funds, collected or received by the Department of State Lands, for Common School Fund programs, is increased by \$7,244,215 for expenses associated with the cleanup efforts at the Goble, Oregon, site on the Columbia River.

SECTION 56. Notwithstanding any other law limiting expenditures, the limitation on expenditures established by section 1 (4), chapter 547, Oregon Laws 2017, for the biennium ending June 30, 2019, as the maximum limit for payment of expenses from fees, moneys or other revenues, including Miscellaneous Receipts, but excluding lottery funds and federal funds, collected or received by the State Parks and Recreation Department, for direct services, is increased by \$200,000 for the eradication and treatment of trees infected with Sudden Oak Death within the Cape Sebastian State Scenic Corridor.

SECTION 57. Notwithstanding any other law limiting expenditures, the limitation on expenditures established by section 2 (3), chapter 576, Oregon Laws 2017, for the biennium ending June 30, 2019, as the maximum limit for payment of expenses from fees, moneys or other revenues, including Miscellaneous Receipts, but excluding lottery funds and federal funds, collected or received by the Department of Justice, for the Civil Enforcement Division, is increased by \$53,241 for the Medicaid Fraud Unit.

SECTION 58. Notwithstanding any other law limiting expenditures, the limitation on expenditures established by section 3 (1), chapter 576, Oregon Laws 2017, for the biennium ending June 30, 2019, as the maximum limit for payment of expenses from federal funds collected or received by the Department of Justice, for the Civil Enforcement Division, is increased by \$159,723 for the Medicaid Fraud Unit.

SECTION 59. Notwithstanding any other law limiting expenditures, the limitation on expenditures established by section 2 (1), chapter 601, Oregon Laws 2017, for the biennium ending June 30, 2019, as the maximum limit for payment of expenses from fees, moneys or other revenues, including Miscellaneous Receipts and reimbursements from federal service agreements, but excluding lottery funds and federal funds not described in section 2, chapter 601, Oregon Laws 2017, collected or received by the Department of Revenue, for administration, is increased by \$1,447,475 for the implementation of chapter 750, Oregon Laws 2017.

SECTION 60. Notwithstanding any other law limiting expenditures, the limitation on expenditures established by section 2 (4), chapter 601, Oregon Laws 2017, for the biennium ending June 30, 2019, as the maximum limit for payment of expenses from fees, moneys or other revenues, including Miscellaneous Receipts and reimbursements from federal service agreements, but excluding lottery funds and federal funds not described in section 2, chapter 601, Oregon Laws 2017, collected or received by the Department of Revenue, for the Business Division, is increased by \$933,316 for implementation of chapter 750, Oregon Laws 2017.

SECTION 61. Notwithstanding any other law limiting expenditures, the limitation on expenditures established by section 5, chapter 589, Oregon Laws 2017, for the biennium ending June 30, 2019, as the maximum limit for payment of expenses from fees, moneys or other revenues, including Miscellaneous Receipts and reimbursements from federal service agreements, but excluding lottery funds and federal funds not described in section 5, chapter 589, Oregon Laws 2017, collected or received by the Department of Revenue, for the core system replacement program and the implementation of chapter 750, Oregon Laws 2017, is decreased by \$497,420.

SECTION 62. Notwithstanding any other law limiting expenditures, the limitation on expenditures established by section 2 (1), chapter 601, Oregon Laws 2017, for the biennium ending June 30, 2019, as the maximum limit for payment of expenses from fees, moneys or other revenues, including Miscellaneous Receipts and reimbursements from federal service agreements, but excluding lottery funds and federal funds not described in section 2, chapter 601, Oregon Laws 2017, collected or received by the Department of Revenue, for administration, is increased by \$270,391 for implementation of chapter 746, Oregon Laws 2017.

SECTION 63. Notwithstanding any other law limiting expenditures, the limitation on expenditures established by section 2 (4), chapter 601, Oregon Laws 2017, for the biennium ending June 30, 2019, as the maximum limit for payment of expenses from fees, moneys or other revenues, including Miscellaneous Receipts and reimbursements from federal service agreements, but excluding lottery funds and federal funds not described in section 2, chapter 601, Oregon Laws 2017, collected or received by the Department of Revenue, for the Business Division, is increased by \$917,305 for implementation of chapter 746, Oregon Laws 2017.

SECTION 64. Notwithstanding any other law limiting expenditures, the limitation on expenditures established by section 41, chapter 702, Oregon Laws 2017, for the biennium ending June 30, 2019, as the maximum limit for payment of expenses for the core system replacement program from fees, moneys or other revenues, including Miscellaneous Receipts and reimbursements from federal service agreements, but excluding lottery funds and federal funds not described in section 41, chapter 702, Oregon Laws 2017, collected or received by the Department of Revenue, is increased by \$600,000 for the implementation of chapter 746, Oregon Laws 2017.

SECTION 65. Notwithstanding any other provision of law, the General Fund appropriation made to the Department of Revenue by section 1 (1), chapter 601, Oregon Laws 2017, for the biennium ending June 30, 2019, for administration, is increased by \$53,884 for implementation of chapter 644, Oregon Laws 2017.

SECTION 66. Notwithstanding any other law limiting expenditures, the limitation on expenditures established by section 2 (1), chapter 601, Oregon Laws 2017, for the biennium ending June 30, 2019, as the maximum limit for payment of expenses from fees, moneys or other revenues, including Miscellaneous Receipts and reimbursements from federal service agreements, but excluding lottery funds and federal funds not described in section 2, chapter 601, Oregon Laws 2017, collected or received by the Department of Revenue, for administration, is increased by \$9,509 for implementation of chapter 644, Oregon Laws 2017.

SECTION 67. Notwithstanding any other provision of law, the General Fund appropriation made to the Department of Revenue by section 1 (3), chapter 601, Oregon Laws 2017, for the biennium ending June 30, 2019, for the Personal Tax and Compliance Division, is increased by \$240,058 for implementation of chapter 644, Oregon Laws 2017.

SECTION 68. Notwithstanding any other law limiting expenditures, the limitation on expenditures established by section 2 (3), chapter 601, Oregon Laws 2017, for the biennium ending June 30, 2019, as the maximum limit for payment of expenses from fees, moneys or other revenues, including Miscellaneous Receipts and reimbursements from federal service agreements, but excluding lottery funds and federal funds not described in section 2, chapter 601, Oregon Laws 2017, collected or received by the Department of Revenue, for the Personal Tax and Compliance Division, is increased by \$4,899 for implementation of chapter 644, Oregon Laws 2017.

SECTION 69. Notwithstanding any other provision of law, the General Fund appropriation established for the Department of Revenue by section 1 (4), chapter 601, Oregon Laws 2017, for the biennium ending June 30, 2019, for the Business Division, is increased by \$83,285 for implementation of chapter 644, Oregon Laws 2017.

SECTION 70. Notwithstanding any other law limiting expenditures, the limitation on expenditures established by section 2 (4), chapter 601, Oregon Laws 2017, for the biennium ending June 30, 2019, as the maximum limit for payment of expenses from fees, moneys or

other revenues, including Miscellaneous Receipts and reimbursements from federal service agreements, but excluding lottery funds and federal funds not described in section 2, chapter 601, Oregon Laws 2017, collected or received by the Department of Revenue, for the Business Division, is increased by \$80,019 for implementation of chapter 644, Oregon Laws 2017.

SECTION 71. Notwithstanding any other law limiting expenditures, the limitation on expenditures established by section 1 (5), chapter 600, Oregon Laws 2017, for the biennium ending June 30, 2019, as the maximum limit for payment of expenses from fees, moneys or other revenues, including Miscellaneous Receipts, but excluding lottery funds and federal funds, collected or received by the Public Employees Retirement System, for the Compliance, Audit and Risk Division, is increased by \$80,000 for an independent actuarial review.

SECTION 72. Notwithstanding any other law limiting expenditures, the limitation on expenditures established by section 1 (5), chapter 600, Oregon Laws 2017, for the biennium ending June 30, 2019, as the maximum limit for payment of expenses from fees, moneys or other revenues, including Miscellaneous Receipts, but excluding lottery funds and federal funds, collected or received by the Public Employees Retirement System, for the Compliance, Audit and Risk Division, is increased by \$176,661 for a security and risk officer position.

SECTION 73. Notwithstanding any other law limiting expenditures, the limitation on expenditures established by section 1 (3), chapter 600, Oregon Laws 2017, for the biennium ending June 30, 2019, as the maximum limit for payment of expenses from fees, moneys or other revenues, including Miscellaneous Receipts, but excluding lottery funds and federal funds, collected or received by the Public Employees Retirement System, for the Information Services Division, is increased by \$487,174 for agency operations.

SECTION 74. Notwithstanding any other law limiting expenditures, the limitation on expenditures established by section 1 (3), chapter 600, Oregon Laws 2017, for the biennium ending June 30, 2019, as the maximum limit for payment of expenses from fees, moneys or other revenues, including Miscellaneous Receipts, but excluding lottery funds and federal funds, collected or received by the Public Employees Retirement System, for the Information Services Division, is increased by \$200,000 for the Individual Account Program target date fund expenditure.

SECTION 75. Notwithstanding any other law limiting expenditures, the amount of \$108,109 is established for the biennium ending June 30, 2019, as the maximum limit for payment of expenses from fees, moneys or other revenues, including Miscellaneous Receipts, but excluding lottery funds and federal funds, collected or received by the Oregon Business Development Department for general obligation bond debt service.

SECTION 76. Notwithstanding any other law limiting expenditures, the amount of \$24,302 is established for the biennium ending June 30, 2019, as the maximum limit for payment of expenses from fees, moneys or other revenues, including Miscellaneous Receipts, but excluding lottery funds and federal funds, collected or received by the Department of Education for debt service on Article XI-P general obligation bonds.

SECTION 77. Notwithstanding any other law limiting expenditures, the amount of \$24,434 is established for the biennium ending June 30, 2019, as the maximum limit for payment of expenses from fees, moneys or other revenues, including Miscellaneous Receipts, but excluding lottery funds and federal funds, collected or received by the Higher Education Coordinating Commission for debt service on Article XI-G bonds issued for the benefit of Oregon Health and Science University.

SECTION 78. For the biennium ending June 30, 2019, expenditures by the Higher Education Coordinating Commission from proceeds of state bonds issued during the period beginning July 1, 2013, and ending June 30, 2015, for the benefit of a public university, pursuant to agreements between the commission and a public university, are not limited.

SECTION 79. (1) Notwithstanding any other law limiting expenditures, the limitation on expenditures established by section 3 (1), chapter 606, Oregon Laws 2017, for the biennium ending June 30, 2019, as the maximum limit for payment of expenses from fees, moneys or

other revenues, including Miscellaneous Receipts and including federal funds received under cooperative agreements with or contracts from the Bureau of Reclamation of the United States Department of the Interior, the United States Army Corps of Engineers, the United States Geological Survey, the Bonneville Power Administration and the National Fish and Wildlife Foundation, but excluding lottery funds and federal funds not described in section 3, chapter 606, Oregon Laws 2017, collected or received by the Water Resources Department, for administrative services, is decreased by \$32,487.

(2) Notwithstanding any other law limiting expenditures, the limitation on expenditures established by section 3 (2), chapter 606, Oregon Laws 2017, for the biennium ending June 30, 2019, as the maximum limit for payment of expenses from fees, moneys or other revenues, including Miscellaneous Receipts and including federal funds received under cooperative agreements with or contracts from the Bureau of Reclamation of the United States Department of the Interior, the United States Army Corps of Engineers, the United States Geological Survey, the Bonneville Power Administration and the National Fish and Wildlife Foundation, but excluding lottery funds and federal funds not described in section 3, chapter 606, Oregon Laws 2017, collected or received by the Water Resources Department, for field services, is increased by \$1,109,796.

(3) Notwithstanding any other law limiting expenditures, the limitation on expenditures established by section 3 (3), chapter 606, Oregon Laws 2017, for the biennium ending June 30, 2019, as the maximum limit for payment of expenses from fees, moneys or other revenues, including Miscellaneous Receipts and including federal funds received under cooperative agreements with or contracts from the Bureau of Reclamation of the United States Department of the Interior, the United States Army Corps of Engineers, the United States Geological Survey, the Bonneville Power Administration and the National Fish and Wildlife Foundation, but excluding lottery funds and federal funds not described in section 3, chapter 606, Oregon Laws 2017, collected or received by the Water Resources Department, for water rights and adjudications, is increased by \$303,314.

(4) Notwithstanding any other law limiting expenditures, the limitation on expenditures established by section 3 (4), chapter 606, Oregon Laws 2017, for the biennium ending June 30, 2019, as the maximum limit for payment of expenses from fees, moneys or other revenues, including Miscellaneous Receipts and including federal funds received under cooperative agreements with or contracts from the Bureau of Reclamation of the United States Department of the Interior, the United States Army Corps of Engineers, the United States Geological Survey, the Bonneville Power Administration and the National Fish and Wildlife Foundation, but excluding lottery funds and federal funds not described in section 3, chapter 606, Oregon Laws 2017, collected or received by the Water Resources Department, for technical services, is decreased by \$1,430,120.

(5) Notwithstanding any other law limiting expenditures, the limitation on expenditures established by section 3 (5), chapter 606, Oregon Laws 2017, for the biennium ending June 30, 2019, as the maximum limit for payment of expenses from fees, moneys or other revenues, including Miscellaneous Receipts and including federal funds received under cooperative agreements with or contracts from the Bureau of Reclamation of the United States Department of the Interior, the United States Army Corps of Engineers, the United States Geological Survey, the Bonneville Power Administration and the National Fish and Wildlife Foundation, but excluding lottery funds and federal funds not described in section 3, chapter 606, Oregon Laws 2017, collected or received by the Water Resources Department, for the director's office, is increased by \$49,497.

(6) Notwithstanding any other law limiting expenditures, the limitation on expenditures established by section 4 (2), chapter 606, Oregon Laws 2017, for the biennium ending June 30, 2019, as the maximum limit for payment of expenses from federal funds other than federal funds described in section 3, chapter 606, Oregon Laws 2017, collected or received by the Water Resources Department, for technical services, is decreased by \$75,000.

(7) Notwithstanding any other law limiting expenditures, the following amounts are established for the biennium ending June 30, 2019, as the maximum limits for payment of expenses from federal funds other than federal funds received under cooperative agreements with or contracts from the Bureau of Reclamation of the United States Department of the Interior, the United States Army Corps of Engineers, the United States Geological Survey, the Bonneville Power Administration and the National Fish and Wildlife Foundation, collected or received by the Water Resources Department, for the following purposes:

- (a) Administrative services \$ 25,000
- (b) Water rights and adjudications \$ 25,000
- (c) Director's office \$ 25,000

SECTION 80. Notwithstanding any other provision of law, the General Fund appropriation made to the Department of Corrections by section 1 (2), chapter 573, Oregon Laws 2017, for the biennium ending June 30, 2019, for central administration and administrative services, is decreased by \$746,961.

SECTION 81. Notwithstanding any other provision of law, the General Fund appropriation made to the Department of Corrections by section 1 (4), chapter 573, Oregon Laws 2017, for the biennium ending June 30, 2019, for community corrections, is decreased by \$222,338.

SECTION 82. Notwithstanding any other provision of law, the General Fund appropriation made to the Department of Corrections by section 1 (3), chapter 573, Oregon Laws 2017, for the biennium ending June 30, 2019, for offender management and rehabilitation, is increased by \$469,024.

SECTION 83. Notwithstanding any other provision of law, the General Fund appropriation made to the Department of Corrections by section 1 (1), chapter 573, Oregon Laws 2017, for the biennium ending June 30, 2019, for operations and health services, is increased by \$500,275.

SECTION 84. Notwithstanding any other law limiting expenditures, the limitation on expenditures established by section 2 (4), chapter 573, Oregon Laws 2017, for the biennium ending June 30, 2019, as the maximum limit for payment of expenses from fees, moneys or other revenues, including Miscellaneous Receipts, but excluding lottery funds and federal funds, collected or received by the Department of Corrections, for community corrections, is decreased by \$21,990.

SECTION 85. Notwithstanding any other law limiting expenditures, the limitation on expenditures established by section 2 (1), chapter 573, Oregon Laws 2017, for the biennium ending June 30, 2019, as the maximum limit for payment of expenses from fees, moneys or other revenues, including Miscellaneous Receipts, but excluding lottery funds and federal funds, collected or received by the Department of Corrections, for operations and health services, is increased by \$21,990 for expenses associated with moving a position between work units.

SECTION 86. Notwithstanding any other law limiting expenditures, the limitation on expenditures established by section 1 (3), chapter 375, Oregon Laws 2017, for the biennium ending June 30, 2019, as the maximum limit for payment of expenses from fees, moneys or other revenues, including Miscellaneous Receipts, but excluding lottery funds and federal funds, collected or received by the Department of State Lands, for South Slough National Estuarine Research Reserve operations, is increased by \$235,081, for the expenditure of University of Michigan grant funding awarded to the South Slough National Estuarine Research Reserve.

SECTION 87. Notwithstanding any other provision of law, the General Fund appropriation made to the Oregon Department of Administrative Services by section 1, chapter 599, Oregon Laws 2017, for the biennium ending June 30, 2019, for debt service on outstanding general obligation bonds sold pursuant to Article XI-G of the Oregon Constitution for the benefit of Oregon Health and Science University, is decreased by \$11,785,250.

SECTION 88. Notwithstanding any other law limiting expenditures, the limitation on expenditures established by section 2, chapter 599, Oregon Laws 2017, for the biennium ending June 30, 2019, as the maximum limit for payment of expenses by the Oregon Department of Administrative Services from the Oregon Health and Science University Bond Fund for specified purposes, is decreased by \$17,177,050.

SECTION 89. Notwithstanding any other law limiting expenditures, the limitation on expenditures established by section 3, chapter 599, Oregon Laws 2017, for the biennium ending June 30, 2019, as the maximum limit for payment of expenses by the Oregon Department of Administrative Services for debt service on outstanding general obligation bonds issued pursuant to Article XI-F (1) of the Oregon Constitution for the benefit of Oregon Health and Science University and paid with resources received from Oregon Health and Science University and interest earned on the bonds, is decreased by \$4,169,013.

SECTION 90. Notwithstanding any other provision of law, the General Fund appropriation made to the Higher Education Coordinating Commission by section 1 (16)(c), chapter 595, Oregon Laws 2017, for the biennium ending June 30, 2019, for debt service on outstanding general obligation bonds sold pursuant to Article XI-G of the Oregon Constitution for the benefit of Oregon Health and Science University, is increased by \$11,760,817.

SECTION 91. Notwithstanding any other law limiting expenditures, the amount of \$17,177,050 is established for the biennium ending June 30, 2019, as the maximum limit for payment of expenses from fees, moneys or other revenues, including Miscellaneous Receipts, but excluding lottery funds and federal funds, collected or received by the Higher Education Coordinating Commission for debt service and other bond-related costs on Article XI-L bonds issued for the benefit of Oregon Health and Science University.

SECTION 92. Notwithstanding any other law limiting expenditures, the amount of \$3,892,874 is established for the biennium ending June 30, 2019, as the maximum limit for payment of expenses by the Higher Education Coordinating Commission for debt service on outstanding general obligation bonds issued pursuant to Article XI-F (1) of the Oregon Constitution for the benefit of Oregon Health and Science University and paid with resources received from Oregon Health and Science University and interest earned on the bonds.

SECTION 93. (1) Notwithstanding any other provision of law, the limitation on expenditures established by section 2 (3), chapter 572, Oregon Laws 2017, for the biennium ending June 30, 2019, as the maximum limit for payment of expenses from fees, moneys or other revenues, including Miscellaneous Receipts and federal funds received from charges, but excluding lottery funds and federal funds not described in section 2, chapter 572, Oregon Laws 2017, collected or received by the Oregon Department of Administrative Services, for policy within the Office of the State Chief Information Officer, is increased by \$288,399 for a transfer of positions between programs.

(2) Notwithstanding any other provision of law, the limitation on expenditures established by section 2 (5)(a), chapter 572, Oregon Laws 2017, for the biennium ending June 30, 2019, as the maximum limit for payment of expenses from fees, moneys or other revenues, including Miscellaneous Receipts and federal funds received from charges, but excluding lottery funds and federal funds not described in section 2, chapter 572, Oregon Laws 2017, collected or received by the Oregon Department of Administrative Services, for State Data Center operations within the Office of the State Chief Information Officer, is decreased by \$288,399 due to a transfer of positions between programs.

SECTION 94. (1) Notwithstanding any other provision of law, the limitation on expenditures established by section 2 (2), chapter 591, Oregon Laws 2017, for the biennium ending June 30, 2019, as the maximum limit for payment of expenses from fees, moneys or other revenues, including Miscellaneous Receipts, the proceeds of bonds for the Orphan Site Account and federal funds from congestion mitigation and air quality grants, drinking water protection, beach bacteria monitoring, laboratory accreditation and woodstove grants and for smoke monitoring laboratory services, but excluding lottery funds and federal funds not de-

scribed in section 2, chapter 591, Oregon Laws 2017, collected or received by the Department of Environmental Quality, for water quality, is decreased by \$272,092.

(2) Notwithstanding any other provision of law, the limitation on expenditures established by section 5 (2), chapter 591, Oregon Laws 2017, for the biennium ending June 30, 2019, as the maximum limit for payment of expenses from federal funds other than those described in section 2, chapter 591, Oregon Laws 2017, collected or received by the Department of Environmental Quality, for water quality, is increased by \$342,092 for transfer of a federal grant.

SECTION 95. Notwithstanding any other provision of law, the authorized appropriations and expenditure limitations for the biennium ending June 30, 2019, for the following agencies and programs are changed by the amounts specified:

(1) ADMINISTRATION.

	2017	
Agency/Program/Funds	Oregon Laws Chapter/ Section	\$ Adjustment
Oregon Department of Administrative Services:		
Debt service		
General Fund	Ch. 572 1(5)	-117,367
Debt service and related costs		
Lottery funds	Ch. 572 3	-421,272
ODAS debt service		
Other funds	Ch. 572 2(13)	+30,729

(2) ECONOMIC DEVELOPMENT.

	2017	
Agency/Program/Funds	Oregon Laws Chapter/ Section	\$ Adjustment
Oregon Business Development Department:		
Debt service		
General Fund	Ch. 580 1(3)	-108,108

(3) EDUCATION.

	2017	
Agency/Program/Funds	Oregon Laws Chapter/ Section	\$ Adjustment

Department of Education:
 Debt service -
 XI-P bonds:
 General Fund Ch. 590 8 -24,301
 Higher Education
 Coordinating Commission:
 Debt service on outstanding
 general obligation bonds sold
 pursuant to Article XI-G of
 the Oregon Constitution for
 the benefit of Oregon
 community colleges
 General Fund Ch. 595 1(16)(a) -227,591
 Debt service on outstanding
 general obligation bonds sold
 pursuant to Article XI-G of
 the Oregon Constitution for
 the benefit of Oregon
 public universities
 General Fund Ch. 595 1(16)(b) -870,472
 Debt service on outstanding
 general obligation bonds sold
 pursuant to Article XI-Q of
 the Oregon Constitution for
 the benefit of Oregon
 public universities
 General Fund Ch. 595
 1(16)(d) -1,369,658
 Debt service on Article XI-G
 and XI-Q bonds issued for the
 benefit of Oregon public
 universities
 Other funds Ch. 595 6(3) +2,240,132
 Debt service on Article XI-G
 bonds issued for the benefit
 of Oregon community colleges
 Other funds Ch. 595 6(4) +227,592

(4) LEGISLATIVE BRANCH.

	2017	
	Oregon Laws	\$
Agency/Program/Funds	Chapter/ Section	Adjustment
Legislative Administration Committee:		
Debt service		
General Fund	Ch. 577 1(2)	-48,618
Other funds	Ch. 577 2(2)	+48,619

(5) TRANSPORTATION.

	2017	
Agency/Program/Funds	Oregon Laws Chapter/Section	\$ Adjustment
Department of Transportation:		
Debt service		
Lottery funds	Ch. 604 6	-1,008,172
Other funds	Ch. 604 4(16)	+1,008,173

(6) PUBLIC SAFETY.

	2017	
Agency/Program/Funds	Oregon Laws Chapter/Section	\$ Adjustment
Department of Corrections:		
Debt service		
General Fund	Ch. 573 1(5)	-43,041

SECTION 96. (1) The allocation to the Department of State Police of moneys deposited into the Watershed Conservation Operating Fund by section 1, chapter 586, Oregon Laws 2017, for fish and wildlife activities to implement Article XV, section 4b, of the Oregon Constitution, is increased by \$76,711.

(2) The allocation to the State Department of Fish and Wildlife of moneys deposited into the Watershed Conservation Operating Fund by section 2, chapter 586, Oregon Laws 2017, for activities and projects to implement Article XV, section 4b, of the Oregon Constitution, is increased by \$113,745.

(3) The allocation to the State Department of Agriculture of moneys deposited into the Watershed Conservation Operating Fund by section 3, chapter 586, Oregon Laws 2017, for activities and projects to implement Article XV, section 4b, of the Oregon Constitution, is increased by \$1,958,477.

(4) The allocation to the Department of Environmental Quality of moneys deposited into the Watershed Conservation Operating Fund by section 4, chapter 586, Oregon Laws 2017, for activities and projects to implement Article XV, section 4b, of the Oregon Constitution, is increased by \$122,134.

SECTION 97. Notwithstanding any other law limiting expenditures, the limitation on expenditures established by section 1, chapter 587, Oregon Laws 2017, for the biennium ending June 30, 2019, as the maximum limit for payment of expenses by the Oregon Watershed Enhancement Board from lottery moneys deposited into the Watershed Conservation Grant Fund from the Parks and Natural Resources Fund, for local grant expenditure purposes listed in Article XV, section 4b, of the Oregon Constitution, is increased by \$5,000,000.

SECTION 98. Notwithstanding any other provision of law, the General Fund appropriation made to the Oregon Department of Administrative Services by section 18b (1), chapter 630,

Oregon Laws 2017, for the biennium ending June 30, 2019, for the purpose of administering and enforcing the duties, functions and powers transferred by section 12, chapter 630, Oregon Laws 2017, is increased by \$438,465.

SECTION 99. (1) Notwithstanding any other law limiting expenditures, the limitation on expenditures established by section 2 (3), chapter 572, Oregon Laws 2017, for the biennium ending June 30, 2019, as the maximum limit for payment of expenses from fees, moneys or other revenues, including Miscellaneous Receipts and federal funds received from charges, but excluding lottery funds and federal funds not described in section 2, chapter 572, Oregon Laws 2017, collected or received by the Oregon Department of Administrative Services, for the Office of the State Chief Information Officer, is increased by \$2,500,000 for the purchase of fiber network.

(2) Notwithstanding any other law limiting expenditures, the limitation on expenditures established by section 2 (5)(a), chapter 572, Oregon Laws 2017, for the biennium ending June 30, 2019, as the maximum limit for payment of expenses from fees, moneys or other revenues, including Miscellaneous Receipts and federal funds received from charges, but excluding lottery funds and federal funds not described in section 2, chapter 572, Oregon Laws 2017, collected or received by the Oregon Department of Administrative Services, for State Data Center operations within the Office of the State Chief Information Officer, is increased by \$779,157 for assimilation of the Oregon Youth Authority data center.

(3) Notwithstanding any other law limiting expenditures, the limitation on expenditures established by section 2 (7), chapter 572, Oregon Laws 2017, for the biennium ending June 30, 2019, as the maximum limit for payment of expenses from fees, moneys or other revenues, including Miscellaneous Receipts and federal funds received from charges, but excluding lottery funds and federal funds not described in section 2, chapter 572, Oregon Laws 2017, collected or received by the Oregon Department of Administrative Services, for enterprise goods and services, is increased by \$152,247 for the transfer of procurement staff.

SECTION 100. (1) Notwithstanding any other provision of law, the General Fund appropriation made to the Department of Environmental Quality by section 1 (4), chapter 591, Oregon Laws 2017, for the biennium ending June 30, 2019, for agency management, is increased by \$1,083,217 for information technology.

(2) Notwithstanding any other provision of law, the General Fund appropriation made to the Department of Environmental Quality by section 1 (5), chapter 591, Oregon Laws 2017, for the biennium ending June 30, 2019, for debt service, is increased by \$833,867.

(3) Notwithstanding any other law limiting expenditures, the limitation on expenditures established by section 2 (4), chapter 591, Oregon Laws 2017, for the biennium ending June 30, 2019, as the maximum limit for payment of expenses from fees, moneys or other revenues, including Miscellaneous Receipts, the proceeds of bonds for the Orphan Site Account and federal funds from congestion mitigation and air quality grants, drinking water protection, beach bacteria monitoring, laboratory accreditation and woodstove grants and for smoke monitoring laboratory services, but excluding lottery funds and federal funds not described in section 2, chapter 591, Oregon Laws 2017, collected or received by the Department of Environmental Quality, for agency management, is increased by \$2,965,300 for bond proceeds and cost of issuance.

SECTION 101. Notwithstanding any other provision of law, the General Fund appropriation made to the State Department of Fish and Wildlife by section 1 (1), chapter 544, Oregon Laws 2017, for the biennium ending June 30, 2019, for the Fish Division, is increased by \$350,000 for the operation of the Leaburg Fish Hatchery.

SECTION 102. Notwithstanding any other law limiting expenditures, the limitation on expenditures established by section 2 (1), chapter 583, Oregon Laws 2017, for the biennium ending June 30, 2019, as the maximum limit for payment of expenses from fees, moneys or other revenues, including Miscellaneous Receipts, but excluding lottery funds and federal funds, collected or received by the Department of Public Safety Standards and Training, for

operations, is increased by \$3,657,838 for the addition of six classes to the 2017-2019 Public Safety Academy training calendar.

SECTION 103. Notwithstanding any other provision of law, the General Fund appropriation made to the Oregon Military Department by section 1 (3), chapter 566, Oregon Laws 2017, for the biennium ending June 30, 2019, for emergency management, is increased by \$1,590,544 for administrative expenses.

SECTION 104. Notwithstanding any other provision of law, the General Fund appropriation made to the Department of State Police by section 1 (1), chapter 581, Oregon Laws 2017, for the biennium ending June 30, 2019, for patrol services, criminal investigations and gaming enforcement, is decreased by \$1,424,506 for realigning positions between program units.

SECTION 105. Notwithstanding any other provision of law, the General Fund appropriation made to the Department of State Police by section 1 (2), chapter 581, Oregon Laws 2017, for the biennium ending June 30, 2019, for fish and wildlife enforcement, is increased by \$114,144 for realigning positions between program units.

SECTION 106. Notwithstanding any other provision of law, the General Fund appropriation made to the Department of State Police by section 1 (3), chapter 581, Oregon Laws 2017, for the biennium ending June 30, 2019, for forensic services and the State Medical Examiner, is increased by \$146,904 for realigning positions between program units.

SECTION 107. Notwithstanding any other provision of law, the General Fund appropriation made to the Department of State Police by section 1 (4), chapter 581, Oregon Laws 2017, for the biennium ending June 30, 2019, for administrative services, agency support, criminal justice information services and the office of the State Fire Marshal, is increased by \$4,139,016 for realigning positions between program units.

SECTION 108. (1) Notwithstanding any other law limiting expenditures, the limitation on expenditures established by section 1 (2), chapter 372, Oregon Laws 2017, for the biennium ending June 30, 2019, as the maximum limit for payment of expenses from fees, moneys or other revenues, including Miscellaneous Receipts, but excluding lottery funds and federal funds, collected or received by the Department of Consumer and Business Services, for the Workers' Compensation Division, is increased by \$29,520 for the reclassification of positions in the division.

(2) Notwithstanding any other law limiting expenditures, the limitation on expenditures established by section 1 (5), chapter 372, Oregon Laws 2017, for the biennium ending June 30, 2019, as the maximum limit for payment of expenses from fees, moneys or other revenues, including Miscellaneous Receipts, but excluding lottery funds and federal funds, collected or received by the Department of Consumer and Business Services, for the Division of Financial Regulation, is increased by \$88,872 for the reclassification of positions in the division.

SECTION 109. Notwithstanding any other law limiting expenditures, the limitation on expenditures established by section 1 (1), chapter 375, Oregon Laws 2017, for the biennium ending June 30, 2019, as the maximum limit for payment of expenses from fees, moneys or other revenues, including Miscellaneous Receipts, but excluding lottery funds and federal funds, collected or received by the Department of State Lands, for Common School Fund programs, is increased by \$410,102 for position actions.

SECTION 110. Notwithstanding any other provision of law, the General Fund appropriation made to the Department of Education by section 1 (1), chapter 590, Oregon Laws 2017, for the biennium ending June 30, 2019, for operations, is increased by \$1,980,708 for staffing for the Office of Child Care and for testing for lead in drinking water in day care facilities.

SECTION 111. Notwithstanding any other law limiting expenditures, the limitation on expenditures established by section 3, chapter 373, Oregon Laws 2017, for the biennium ending June 30, 2019, as the maximum limit for payment of expenses from fees, moneys or other revenues, including Miscellaneous Receipts, but excluding lottery funds and federal funds, collected or received by the Occupational Therapy Licensing Board, is increased by \$24,000 for fingerprint background checks for new applicants.

SECTION 112. Notwithstanding any other law limiting expenditures, the limitation on expenditures established by section 5, chapter 373, Oregon Laws 2017, for the biennium ending June 30, 2019, as the maximum limit for payment of expenses from fees, moneys or other revenues, including Miscellaneous Receipts, but excluding lottery funds and federal funds, collected or received by the State Board of Examiners for Speech-Language Pathology and Audiology, is increased by \$131,158 for increased costs related to investigations.

SECTION 113. Notwithstanding any other law limiting expenditures, the limitation on expenditures established by section 6, chapter 373, Oregon Laws 2017, for the biennium ending June 30, 2019, as the maximum limit for payment of expenses from fees, moneys or other revenues, including Miscellaneous Receipts, but excluding lottery funds and federal funds, collected or received by the Oregon State Veterinary Medical Examining Board, is increased by \$46,111 for costs related to veterinary facility inspection.

SECTION 114. (1) Notwithstanding any other law limiting expenditures, the limitation on expenditures established by section 1 (1), chapter 578, Oregon Laws 2017, for the biennium ending June 30, 2019, as the maximum limit for payment of expenses from fees, moneys or other revenues, including Miscellaneous Receipts, but excluding lottery funds and federal funds, collected or received by the Oregon Liquor Control Commission, for administrative expenses, is increased by \$677,175 for information technology improvements, management and oversight.

(2) Notwithstanding any other law limiting expenditures, the limitation on expenditures established by section 1 (2), chapter 578, Oregon Laws 2017, for the biennium ending June 30, 2019, as the maximum limit for payment of expenses from fees, moneys or other revenues, including Miscellaneous Receipts, but excluding lottery funds and federal funds, collected or received by the Oregon Liquor Control Commission, for marijuana regulation, is increased by \$3,631,786 for expenses related to the regulation of marijuana.

SECTION 115. Notwithstanding any other law limiting expenditures, the limitation on expenditures established by section 127, chapter 702, Oregon Laws 2017, for the biennium ending June 30, 2019, as the maximum limit for payment of expenses from lottery funds allocated from the Veterans' Services Fund to the Housing and Community Services Department for the purpose of providing emergency housing assistance to veterans, is increased by \$1,150,000 for activities to address veterans' homelessness and housing stability.

SECTION 116. Notwithstanding any other law limiting expenditures, the limitation on expenditures established by section 4 (10), chapter 604, Oregon Laws 2017, for the biennium ending June 30, 2019, as the maximum limit for payment of expenses from fees, moneys or other revenues, including Miscellaneous Receipts and federal funds received as reimbursement from the United States Department of Transportation, but excluding lottery funds and federal funds not described in section 4, chapter 604, Oregon Laws 2017, collected or received by the Department of Transportation, for motor carrier transportation, is increased by \$979,439.

SECTION 117. Notwithstanding any other law limiting expenditures, the limitation on expenditures established by section 1 (1), chapter 95, Oregon Laws 2017, for the biennium ending June 30, 2019, as the maximum limit for payment of expenses from fees, moneys or other revenues, including Miscellaneous Receipts, but excluding lottery funds and federal funds, collected or received by the Oregon Department of Aviation, for operations, is increased by \$950,000.

SECTION 118. (1) Notwithstanding any other provision of law, the General Fund appropriation made to the Oregon Health Authority by section 1 (1), chapter 545, Oregon Laws 2017, for the biennium ending June 30, 2019, for programs, is decreased by \$31,921,099.

(2) Notwithstanding any other provision of law, the General Fund appropriation made to the Oregon Health Authority by section 1 (2), chapter 545, Oregon Laws 2017, for the biennium ending June 30, 2019, for central services, statewide assessments and enterprise-wide costs, is decreased by \$136,597.

(3) Notwithstanding any other provision of law, the General Fund appropriation made to the Oregon Health Authority by section 1 (4), chapter 545, Oregon Laws 2017, for the biennium ending June 30, 2019, for debt service, is decreased by \$1,370,485.

SECTION 119. Notwithstanding any other provision of law, the General Fund appropriation made to the Oregon Health Authority by section 11, chapter 721, Oregon Laws 2017, for the biennium ending June 30, 2019, is decreased by \$10,195,935.

SECTION 120. Notwithstanding any other provision of law, the General Fund appropriation made to the Oregon Health Authority by section 2, chapter 695, Oregon Laws 2017, for the biennium ending June 30, 2019, is decreased by \$400,000.

SECTION 121. Notwithstanding any other provision of law, the General Fund appropriation made to the Oregon Health Authority by section 5, chapter 540, Oregon Laws 2017, for the biennium ending June 30, 2019, is decreased by \$50,000.

SECTION 122. Notwithstanding any other provision of law, the General Fund appropriation made to the Oregon Health Authority by section 30, chapter 613, Oregon Laws 2017, for the biennium ending June 30, 2019, is decreased by \$250,000.

SECTION 123. Notwithstanding any other provision of law, the General Fund appropriation made to the Oregon Health Authority by section 4, chapter 652, Oregon Laws 2017, for the biennium ending June 30, 2019, is decreased by \$557,600.

SECTION 124. (1) Notwithstanding any other law limiting expenditures, the limitation on expenditures established by section 2 (1), chapter 545, Oregon Laws 2017, for the biennium ending June 30, 2019, as the maximum limit for payment of expenses from fees, moneys or other revenues, including Miscellaneous Receipts, tobacco tax receipts, recreational marijuana tax receipts, provider taxes, Medicare receipts and federal funds for indirect cost recovery, Supplemental Security Income recoveries, Women, Infants and Children Program food rebates, the Coordinated School Health Program, the Edward Byrne Memorial State and Local Law Enforcement Assistance Grant Program and emergency preparedness and response services, but excluding lottery funds and federal funds not described in section 2, chapter 545, Oregon Laws 2017, collected or received by the Oregon Health Authority, for programs, is increased by \$60,595,053.

(2) Notwithstanding any other law limiting expenditures, the limitation on expenditures established by section 2 (2), chapter 545, Oregon Laws 2017, for the biennium ending June 30, 2019, as the maximum limit for payment of expenses from fees, moneys or other revenues, including Miscellaneous Receipts, tobacco tax receipts, recreational marijuana tax receipts, provider taxes, Medicare receipts and federal funds for indirect cost recovery, Supplemental Security Income recoveries, Women, Infants and Children Program food rebates, the Coordinated School Health Program, the Edward Byrne Memorial State and Local Law Enforcement Assistance Grant Program and emergency preparedness and response services, but excluding lottery funds and federal funds not described in section 2, chapter 545, Oregon Laws 2017, collected or received by the Oregon Health Authority, for central services, statewide assessments and enterprise-wide costs, is decreased by \$904,109.

(3) Notwithstanding any other law limiting expenditures, the limitation on expenditures established by section 2 (4), chapter 545, Oregon Laws 2017, for the biennium ending June 30, 2019, as the maximum limit for payment of expenses from fees, moneys or other revenues, including Miscellaneous Receipts, tobacco tax receipts, recreational marijuana tax receipts, provider taxes, Medicare receipts and federal funds for indirect cost recovery, Supplemental Security Income recoveries, Women, Infants and Children Program food rebates, the Coordinated School Health Program, the Edward Byrne Memorial State and Local Law Enforcement Assistance Grant Program and emergency preparedness and response services, but excluding lottery funds and federal funds not described in section 2, chapter 545, Oregon Laws 2017, collected or received by the Oregon Health Authority, for capital improvement, is increased by \$43,119.

(4) Notwithstanding any other law limiting expenditures, the amount of \$1,371,293 is established for the biennium ending June 30, 2019, as the maximum limit for payment of expenses from fees, moneys or other revenues, including Miscellaneous Receipts, tobacco tax receipts, recreational marijuana tax receipts, provider taxes, Medicare receipts and federal funds for indirect cost recovery, Supplemental Security Income recoveries, Women, Infants and Children Program food rebates, the Coordinated School Health Program, the Edward Byrne Memorial State and Local Law Enforcement Assistance Grant Program and emergency preparedness and response services, but excluding lottery funds and federal funds not described in this subsection, collected or received by the Oregon Health Authority, for debt service.

SECTION 125. (1) Notwithstanding any other law limiting expenditures, the limitation on expenditures established by section 4 (1), chapter 545, Oregon Laws 2017, for the biennium ending June 30, 2019, as the maximum limit for payment of expenses from federal funds, excluding federal funds described in section 2, chapter 545, Oregon Laws 2017, collected or received by the Oregon Health Authority, for programs, is increased by \$242,980,723.

(2) Notwithstanding any other law limiting expenditures, the limitation on expenditures established by section 4 (2), chapter 545, Oregon Laws 2017, for the biennium ending June 30, 2019, as the maximum limit for payment of expenses from federal funds, excluding federal funds described in section 2, chapter 545, Oregon Laws 2017, collected or received by the Oregon Health Authority, for central services, statewide assessments and enterprise-wide costs, is decreased by \$5,183,355.

SECTION 126. (1) Notwithstanding any other provision of law, the General Fund appropriation made to the Oregon Health Authority by section 1 (1), chapter 545, Oregon Laws 2017, for the biennium ending June 30, 2019, for programs, is increased by \$152,500 for technical support related to residential mental health rates.

(2) Notwithstanding any other law limiting expenditures, the limitation on expenditures established by section 4 (1), chapter 545, Oregon Laws 2017, for the biennium ending June 30, 2019, as the maximum limit for payment of expenses from federal funds, excluding federal funds described in section 2, chapter 545, Oregon Laws 2017, collected or received by the Oregon Health Authority, for programs, is increased by \$152,500 for technical support related to residential mental health rates.

SECTION 127. (1) In addition to and not in lieu of any other appropriation, there is appropriated to the Emergency Board, for the biennium ending June 30, 2019, out of the General Fund, the amount of \$2,000,000, to be allocated to the Oregon Health Authority for mental health residential rate increases.

(2) If any of the moneys appropriated by subsection (1) of this section are not allocated by the Emergency Board prior to December 1, 2018, the moneys remaining on that date become available for any purpose for which the Emergency Board lawfully may allocate funds.

SECTION 128. Notwithstanding any other provision of law, the General Fund appropriation made to the Oregon Health Authority by section 1 (1), chapter 545, Oregon Laws 2017, for the biennium ending June 30, 2019, for programs, is increased by \$950,000 for school-based mental health services.

SECTION 129. Notwithstanding any other law limiting expenditures, the limitation on expenditures established by section 2 (1), chapter 545, Oregon Laws 2017, for the biennium ending June 30, 2019, as the maximum limit for payment of expenses from fees, moneys or other revenues, including Miscellaneous Receipts, tobacco tax receipts, recreational marijuana tax receipts, provider taxes, Medicare receipts and federal funds for indirect cost recovery, Supplemental Security Income recoveries, Women, Infants and Children Program food rebates, the Coordinated School Health Program, the Edward Byrne Memorial State and Local Law Enforcement Assistance Grant Program and emergency preparedness and response services, but excluding lottery funds and federal funds not described in section 2, chapter 545, Oregon Laws 2017, collected or received by the Oregon Health Authority, for

programs, is increased by \$10,000,000 for expenditures from the Health Care Provider Incentive Fund.

SECTION 130. (1) In addition to and not in lieu of any other appropriation, there is appropriated to the Emergency Board, for the biennium ending June 30, 2019, out of the General Fund, the amount of \$30,000,000, to be allocated to the Oregon Health Authority or the Department of Human Services for caseload costs or other budget challenges that the agency is unable to mitigate.

(2) If any of the moneys appropriated by subsection (1) of this section are not allocated by the Emergency Board prior to December 1, 2018, the moneys remaining on that date become available for any purpose for which the Emergency Board lawfully may allocate funds.

SECTION 131. (1) Notwithstanding any other provision of law, the General Fund appropriation made to the Emergency Board by section 3 (1), chapter 579, Oregon Laws 2017, for the biennium ending June 30, 2019, for allocation to the Long Term Care Ombudsman for costs associated with the public guardian and conservator program, is decreased by \$200,000.

(2) Notwithstanding any other provision of law, the General Fund appropriation made to the Long Term Care Ombudsman by section 1 (2), chapter 579, Oregon Laws 2017, for the biennium ending June 30, 2019, for the public guardian and conservator program, is increased by \$200,000.

SECTION 132. (1) In addition to and not in lieu of any other appropriation, there is appropriated to the Emergency Board, for the biennium ending June 30, 2019, out of the General Fund, the amount of \$300,000, to be allocated to the Department of Human Services for caseload costs or ventilator-assisted services in nursing facilities.

(2) If any of the moneys appropriated by subsection (1) of this section are not allocated by the Emergency Board prior to December 1, 2018, the moneys remaining on that date become available for any purpose for which the Emergency Board lawfully may allocate funds.

SECTION 133. Notwithstanding any other provision of law, the General Fund appropriation made to the Emergency Board by section 3 (1), chapter 702, Oregon Laws 2017, for the biennium ending June 30, 2019, for allocation to state agencies for compensation changes driven by collective bargaining for workers who are not state employees, is decreased by \$10,000,000.

SECTION 134. Notwithstanding any other provision of law, the General Fund appropriation made to the Emergency Board by section 5 (1), chapter 597, Oregon Laws 2017, for the biennium ending June 30, 2019, for allocation to the Department of Human Services for foster parent supports, is decreased by \$750,000.

SECTION 135. Notwithstanding any other provision of law, the authorized appropriations and expenditure limitations for the biennium ending June 30, 2019, for the Department of Human Services, are changed by the amounts specified:

	2017	
	Oregon Laws	
	Chapter/	
Program/Funds	Section	Adjustment
Central services and state assessments and enterprise-wide costs		
General Fund	Ch. 597 1(1)	+12,936,100
Other funds	Ch. 597 2(1)	+217,083
Federal funds	Ch. 597 3(1)	+13,405,396
Child welfare, self-		

sufficiency and vocational rehabilitation services	
General Fund	Ch. 597 1(2) +57,899,144
Other funds	Ch. 597 2(2) +7,841,400
Federal funds	Ch. 597 3(2)+127,287,407
Aging and people with disabilities and intellectual/developmental disabilities programs	
General Fund	Ch. 597 1(3) -7,005,894
Other funds	Ch. 597 2(3) +33,172,224
Federal funds	Ch. 597 3(3) -55,274,546
Shared services	
Other funds	Ch. 597 2(4) +11,367,375

SECTION 136. (1) Notwithstanding any other law limiting expenditures, the limitation on expenditures established by section 33, chapter 702, Oregon Laws 2017, for the biennium ending June 30, 2019, as the maximum limit for payment of expenses from fees, moneys or other revenues, including Miscellaneous Receipts and reimbursements from federal service agreements, but excluding lottery funds and federal funds not described in section 33, chapter 702, Oregon Laws 2017, collected or received by the Department of Justice, for the child support enforcement automated system in the child support enforcement automated program, is increased by \$2,758,537 for the child support enforcement automated system information technology project.

(2) Notwithstanding any other law limiting expenditures, the limitation on expenditures established by section 35, chapter 702, Oregon Laws 2017, for the biennium ending June 30, 2019, as the maximum limit for payment of expenses for the costs of issuance of general obligation bonds sold pursuant to Article XI-Q of the Oregon Constitution from fees, monies or other revenues, including Miscellaneous Receipts and reimbursements from federal service agreements, but excluding lottery funds and federal funds not described in section 35, chapter 702, Oregon Laws 2017, collected or received by the Department of Justice, for the capital debt service and related costs program for the child support enforcement automated system in the debt service and related costs program, is increased by \$56,463.

(3) Notwithstanding any other law limiting expenditures, the limitation on expenditures established by section 36, chapter 702, Oregon Laws 2017, for the biennium ending June 30, 2019, as the maximum limit for payment of expenses for the child support enforcement automated system in the child support enforcement automated program from federal funds, other than those described in section 33, chapter 702, Oregon Laws 2017, collected or received by the Department of Justice, is increased by \$5,398,887 for the child support enforcement automated system information technology project.

(4) Notwithstanding any other provision of law, the General Fund appropriation made to the Department of Justice by section 1 (7), chapter 576, Oregon Laws 2017, for the biennium ending June 30, 2019, for debt service and related costs, is decreased by \$23,047 for capital debt service and related costs for outstanding general obligation bonds sold pursuant to Article XI-Q of the Oregon Constitution for the child support enforcement automated system.

SECTION 137. Notwithstanding any other provision of law, the General Fund appropriation made to the Department of Justice by section 1 (3), chapter 576, Oregon Laws 2017, for the biennium ending June 30, 2019, for the Criminal Justice Division, is increased by \$185,916 for election fraud violations.

SECTION 138. Notwithstanding any other law limiting expenditures, the limitation on expenditures established by section 2 (6), chapter 576, Oregon Laws 2017, for the biennium

ending June 30, 2019, as the maximum limit for payment of expenses from fees, moneys or other revenues, including Miscellaneous Receipts, but excluding lottery funds and federal funds, collected or received by the Department of Justice, for the General Counsel Division, is increased by \$1,277,744.

SECTION 139. (1) Notwithstanding any other provision of law, the General Fund appropriation made to the Department of Revenue by section 1 (1), chapter 601, Oregon Laws 2017, for the biennium ending June 30, 2019, for administration, is decreased by \$604,613 for the Processing Modernization information technology project.

(2) Notwithstanding any other law limiting expenditures, the limitation on expenditures established by section 2 (1), chapter 601, Oregon Laws 2017, for the biennium ending June 30, 2019, as the maximum limit for payment of expenses from fees, moneys or other revenues, including Miscellaneous Receipts and reimbursements from federal service agreements, but excluding lottery funds and federal funds not described in section 2, chapter 601, Oregon Laws 2017, collected or received by the Department of Revenue, for administration, is decreased by \$52,575 for the Processing Modernization information technology project.

SECTION 140. Notwithstanding any other law limiting expenditures, the limitation on expenditures established by section 2 (1), chapter 601, Oregon Laws 2017, for the biennium ending June 30, 2019, as the maximum limits for payment of expenses from fees, moneys or other revenues, including Miscellaneous Receipts and reimbursements from federal service agreements, but excluding lottery funds and federal funds not described in section 2, chapter 601, Oregon Laws 2017, collected or received by the Department of Revenue, for administration, is increased by \$50,000 for the Processing Modernization information technology project.

SECTION 141. (1) Notwithstanding any other provision of law, the General Fund appropriation made to the Department of Revenue by section 1 (1), chapter 601, Oregon Laws 2017, for the biennium ending June 30, 2019, for administration, is increased by \$604,613 for financial and program management staffing.

(2) Notwithstanding any other law limiting expenditures, the limitation on expenditures established by section 2 (1), chapter 601, Oregon Laws 2017, for the biennium ending June 30, 2019, as the maximum limits for payment of expenses from fees, moneys or other revenues, including Miscellaneous Receipts and reimbursements from federal service agreements, but excluding lottery funds and federal funds not described in section 2, chapter 601, Oregon Laws 2017, collected or received by the Department of Revenue, for administration, is increased by \$52,575 for financial and program management staffing.

SECTION 142. (1) Notwithstanding any other provision of law, the General Fund appropriation established for the Department of Revenue by section 1 (1), chapter 601, Oregon Laws 2017, for the biennium ending June 30, 2019, for administration, is increased by \$824,926 for post-core systems replacement project implementation and Research Section staff.

(2) Notwithstanding any other law limiting expenditures, the limitation on expenditures established by section 2 (1), chapter 601, Oregon Laws 2017, for the biennium ending June 30, 2019, as the maximum limits for payment of expenses from fees, moneys or other revenues, including Miscellaneous Receipts and reimbursements from federal service agreements, but excluding lottery funds and federal funds not described in section 2, chapter 601, Oregon Laws 2017, collected or received by the Department of Revenue, for administration, is increased by \$9,115 for post-core systems replacement project implementation and Research Section staff.

(3) Notwithstanding any other provision of law, the General Fund appropriation made to the Department of Revenue by section 1 (3), chapter 601, Oregon Laws 2017, for the biennium ending June 30, 2019, for the Personal Tax and Compliance Division, is decreased by \$586,696 for post-core systems replacement project implementation and Research Section staff.

(4) Notwithstanding any other law limiting expenditures, the limitation on expenditures established by section 2 (3), chapter 601, Oregon Laws 2017, for the biennium ending June 30,

2019, as the maximum limit for payment of expenses from fees, moneys or other revenues, including Miscellaneous Receipts and reimbursements from federal service agreements, but excluding lottery funds and federal funds not described in section 2, chapter 601, Oregon Laws 2017, collected or received by the Department of Revenue, for the Personal Tax and Compliance Division, is decreased by \$11,973 for post-core systems replacement project implementation and Research Section staff.

(5) Notwithstanding any other provision of law, the General Fund appropriation established for the Department of Revenue by section 1 (4), chapter 601, Oregon Laws 2017, for the biennium ending June 30, 2019, for the Business Division, is decreased by \$239,640 for post-core Systems Replacement project implementation and Research Section staff.

SECTION 143. Notwithstanding any other law limiting expenditures, the limitation on expenditures established by section 2 (4), chapter 601, Oregon Laws 2017, for the biennium ending June 30, 2019, as the maximum limits for payment of expenses from fees, moneys or other revenues, including Miscellaneous Receipts and reimbursements from federal service agreements, but excluding lottery funds and federal funds not described in section 2, chapter 601, Oregon Laws 2017, collected or received by the Department of Revenue, for the Business Division, is increased by \$184,140 for a collections division administrator.

SECTION 144. Notwithstanding any other provision of law, the General Fund appropriation made to the State Treasurer by section 1 (2), chapter 605, Oregon Laws 2017, for the biennium ending June 30, 2019, for administrative expenses related to the Oregon Retirement Savings Board, is increased by \$1,834,033.

SECTION 145. (1) Notwithstanding any other provision of law, the General Fund appropriation made to the Higher Education Coordinating Commission by section 1 (1), chapter 595, Oregon Laws 2017, for the biennium ending June 30, 2019, for operations, is increased by \$250,000 for the activities of the Oregon Volunteers Commission for Voluntary Action and Service.

(2) Notwithstanding any other law limiting expenditures, the limitation on expenditures established by section 7 (1), chapter 595, Oregon Laws 2017, as the maximum limit for payment of expenses from federal funds collected or received by the Higher Education Coordinating Commission, for operations, is increased by \$3,606,774 for the activities of the Oregon Volunteers Commission for Voluntary Action and Service.

SECTION 146. (1) Notwithstanding any other provision of law, the General Fund appropriation made to the Office of the Governor by section 5, chapter 593, Oregon Laws 2017, for the biennium ending June 30, 2019, for the Oregon Volunteers Commission for Voluntary Action and Service program, is increased by \$50,000.

(2) Notwithstanding any other law limiting expenditures, the limitation on expenditures established by section 6, chapter 593, Oregon Laws 2017, for the biennium ending June 30, 2019, as the maximum limit for payment of expenses from federal funds collected or received by the Office of the Governor, for the Oregon Volunteers Commission for Voluntary Action and Service program, is decreased by \$3,337,261.

SECTION 147. (1) Notwithstanding any other provision of law, the General Fund appropriation made to the Legislative Administration Committee by section 1 (1), chapter 577, Oregon Laws 2017, for the biennium ending June 30, 2019, for the general program, is increased by \$609,885.

(2) Notwithstanding any other law limiting expenditures, the limitation on expenditures established by section 2 (1), chapter 577, Oregon Laws 2017, for the biennium ending June 30, 2019, as the maximum limit for payment of expenses from fees, moneys or other revenues, including Miscellaneous Receipts, but excluding lottery funds and federal funds, collected or received by the Legislative Administration Committee, for the general program, is increased by \$151,550 for costs of issuance of general obligation bonds.

(3) Notwithstanding any other provision of law, the General Fund appropriation made to the Legislative Assembly by section 6, chapter 577, Oregon Laws 2017, for the biennium ending June 30, 2019, is decreased by \$375,000.

(4) Notwithstanding any other provision of law, the General Fund appropriation made to the Legislative Assembly by section 7 (1), chapter 577, Oregon Laws 2017, for the biennium ending June 30, 2019, is increased by \$380,565.

(5) Notwithstanding any other provision of law, the General Fund appropriation made to the Legislative Assembly by section 7 (2), chapter 577, Oregon Laws 2017, for the biennium ending June 30, 2019, is decreased by \$380,565.

(6) Notwithstanding any other provision of law, the General Fund appropriation made to the Legislative Counsel Committee by section 10, chapter 577, Oregon Laws 2017, for the biennium ending June 30, 2019, is decreased by \$375,000.

(7) Notwithstanding any other law limiting expenditures, the limitation on expenditures established by section 11, chapter 577, Oregon Laws 2017, for the biennium ending June 30, 2019, as the maximum limit for payment of expenses from fees, moneys or other revenues, including Miscellaneous Receipts, but excluding lottery funds and federal funds, collected or received by the Legislative Counsel Committee, is increased by \$250,000.

(8) Notwithstanding any other provision of law, the General Fund appropriation made to the Legislative Policy and Research Committee by section 14, chapter 577, Oregon Laws 2017, for the biennium ending June 30, 2019, is increased by \$840,115.

SECTION 148. Notwithstanding any other provision of law, the General Fund appropriation made to the State Department of Fish and Wildlife by section 1 (2), chapter 544, Oregon Laws 2017, for the biennium ending June 30, 2019, for the Wildlife Division, is increased by \$50,000 for culling the elk herd near the Cold Springs National Wildlife Refuge.

SECTION 149. Notwithstanding any other provision of law, the General Fund appropriation made to the Department of Environmental Quality by section 1 (1), chapter 591, Oregon Laws 2017, for the biennium ending June 30, 2019, for air quality, is increased by \$1,000,000 for air quality permitting.

SECTION 150. In addition to and not in lieu of any other appropriation, there are appropriated to the Oregon Department of Administrative Services, for the biennium ending June 30, 2019, out of the General Fund, the following amounts for the following purposes:

(1)	Bradshaw Drop Irrigation Canal Project	\$ 1,895,000
(2)	National Urban Housing and Economic Community Development Corporation for implementation of an affordable homes, skills training and jobs program for unemployed prior offenders, at-risk youth and veterans	\$ 1,100,000
(3)	City of Maupin Civic Center project	\$ 1,000,000
(4)	Chamber of Commerce facility in Hermiston	\$ 1,000,000
(5)	City of Maupin fiber project	\$ 500,000
(6)	City of Milwaukie Leddling Library expansion project	\$ 300,000
(7)	The Gem Theater regional art center project	\$ 300,000

- (8) Benton County ranked choice voting pilot project \$ 200,000
- (9) Study of the Silves River and its drainages..... \$ 100,000

SECTION 151. Notwithstanding any other law limiting expenditures, the following amounts are established for the biennium ending June 30, 2019, as the maximum limits for payment of expenses from lottery bond proceeds and other revenues, including Miscellaneous Receipts, but excluding lottery funds and federal funds, collected or received by the Oregon Department of Administrative Services, for the following purposes:

- (1) Trillium Family Services for construction of a secure adolescent inpatient facility at Trillium Children's Farm Home \$ 3,058,514
- (2) De Paul Treatment Centers for construction of a new treatment facility..... \$ 2,050,587

SECTION 152. (1) Notwithstanding any other law limiting expenditures, the amount of \$500,000 is established for the biennium ending June 30, 2019, as the maximum limit for payment of expenses from lottery moneys allocated from the Administrative Services Economic Development Fund to the Oregon Business Development Department, for the Oregon Infrastructure Finance Authority, for distributions to the City of Warrenton for the purpose of financing the rebuilding of a dock destroyed by fire in Warrenton, Oregon.

(2) Notwithstanding any other law limiting expenditures, the amount of \$500,000 is established for the biennium ending June 30, 2019, as the maximum limit for payment of expenses from lottery moneys allocated from the Administrative Services Economic Development Fund to the Oregon Business Development Department, for business, innovation and trade, for deposits in the Local Economic Opportunity Fund created by ORS 285B.260.

(3) Notwithstanding any other law limiting expenditures, the amount of \$500,000 is established for the biennium ending June 30, 2019, as the maximum limit for payment of expenses from lottery moneys allocated from the Administrative Services Economic Development Fund to the Oregon Business Development Department, for the Oregon Infrastructure Finance Authority, for distribution to the Port of Cascade Locks for the purpose of financing infrastructure and business recruitment at the port's business park.

SECTION 153. (1) Notwithstanding any other provision of law, the General Fund appropriation made to the Judicial Department by section 1 (1), chapter 575, Oregon Laws 2017, for the biennium ending June 30, 2019, for judicial compensation, is increased by \$735,683.

(2) Notwithstanding any other provision of law, the General Fund appropriation made to the Judicial Department by section 1 (2), chapter 575, Oregon Laws 2017, for the biennium ending June 30, 2019, for operations, is increased by \$2,378,568.

SECTION 154. (1) Notwithstanding any other provision of law, the General Fund appropriation made to the Public Defense Services Commission by section 1 (2), chapter 582, Oregon Laws 2017, for the biennium ending June 30, 2019, for professional services, is increased by \$1,340,000 to expand the Parent Child Representation Program to additional counties.

(2) In addition to and not in lieu of any other appropriation, there is appropriated to the Public Defense Services Commission, for the biennium ending June 30, 2019, out of the General Fund, the amount of \$450,000 for the purposes of an Oregon-specific caseload standards study and an assessment of Oregon public defense services.

SECTION 155. (1) Notwithstanding any other provision of law, the General Fund appropriation made to the Secretary of State by section 1 (1), chapter 602, Oregon Laws 2017, for

the biennium ending June 30, 2019, for the Administrative Services Division, is increased by \$156,357 for improving the security of electronic elections systems.

(2) Notwithstanding any other provision of law, the General Fund appropriation made to the Secretary of State by section 1 (2), chapter 602, Oregon Laws 2017, for the biennium ending June 30, 2019, for the Elections Division, is increased by \$257,306 for notification mailings required in the Oregon Motor Voter program.

(3) In addition to and not in lieu of any other appropriation, there is appropriated to the Secretary of State, for the biennium ending June 30, 2019, out of the General Fund, the amount of \$1,663,885, for the Elections Division and county costs of conducting the January 2018 special election.

(4) Notwithstanding any other law limiting expenditures, the limitation on expenditures established by section 2 (1), chapter 602, Oregon Laws 2017, for the biennium ending June 30, 2019, as the maximum limit for payment of expenses from fees, moneys or other revenues, including Miscellaneous Receipts, but excluding lottery funds and federal funds, collected or received by the Secretary of State, for the Administrative Services Division, is increased by \$139,367 for Human Resources Division staffing.

SECTION 156. (1) In addition to and not in lieu of any other appropriation, there is appropriated to the Emergency Board, for the biennium ending June 30, 2019, out of the General Fund, the amount of \$1,656,115, to be allocated to the Secretary of State for the Elections Division and county costs of conducting the January 2018 special election.

(2) If any of the moneys appropriated by subsection (1) of this section are not allocated by the Emergency Board prior to August 1, 2018, the moneys remaining on that date become available for any purpose for which the Emergency Board lawfully may allocate funds.

SECTION 157. (1) Notwithstanding any other provision of law, the General Fund appropriation made to the Office of the Governor by section 1, chapter 593, Oregon Laws 2017, for the biennium ending June 30, 2019, is increased by \$222,002 for an education policy advisor.

(2) In addition to and not in lieu of any other appropriation, there is appropriated to the Office of the Governor, for the biennium ending June 30, 2019, out of the General Fund, the amount of \$230,772 for a census coordinator.

SECTION 158. Notwithstanding any other provision of law, the General Fund appropriation made to the Oregon Health Authority by section 1 (1), chapter 545, Oregon Laws 2017, for the biennium ending June 30, 2019, for programs, is increased by \$900,000 for the expansion of the Oregon Psychiatric Access Line program.

SECTION 159. Notwithstanding any other provision of law, the General Fund appropriation made to the Oregon Health Authority by section 1 (1), chapter 545, Oregon Laws 2017, for the biennium ending June 30, 2019, for programs, is increased by \$150,000 for a Marion County sobering center.

SECTION 160. Notwithstanding any other provision of law, the General Fund appropriation made to the Higher Education Coordinating Commission by section 1 (10), chapter 595, Oregon Laws 2017, for the biennium ending June 30, 2019, for public university statewide programs, is increased by \$250,000 for the Center for Violence Prevention Research, Education, and Practice.

SECTION 161. Notwithstanding any other provision of law, the General Fund appropriation made to the Higher Education Coordinating Commission by section 1 (10), chapter 595, Oregon Laws 2017, for the biennium ending June 30, 2019, for public university statewide programs, is increased by \$3,000,000 for the Northwest National Marine Renewable Energy Center.

SECTION 162. Notwithstanding any other law limiting expenditures, the limitation on expenditures established by section 6 (1), chapter 595, Oregon Laws 2017, for the biennium ending June 30, 2019, as the maximum limit for payment of expenses from fees, moneys or other revenues, including Miscellaneous Receipts, but excluding lottery funds, federal funds and funds described in sections 9 and 10, chapter 595, Oregon Laws 2017, collected or received

by the Higher Education Coordinating Commission, for operations, is increased by \$1,219,645 for the costs of issuing bonds on behalf of public universities.

SECTION 163. Notwithstanding any other law limiting expenditures, the limitation on expenditures established by section 3 (1), chapter 590, Oregon Laws 2017, for the biennium ending June 30, 2019, as the maximum limit for payment of expenses, other than expenses described in sections 6 and 10, chapter 590, Oregon Laws 2017, from fees, moneys or other revenues, including Miscellaneous Receipts, but excluding lottery funds and federal funds, collected or received by the Department of Education, for operations, is increased by \$750,000 for child care worker professional development.

SECTION 164. (1) Notwithstanding any other provision of law, the General Fund appropriation made to the Department of Education by section 1, chapter 564, Oregon Laws 2017, for the biennium ending June 30, 2019, for the State School Fund, is decreased by \$70,961,313.

(2) Notwithstanding any other law limiting expenditures, the limitation on expenditures established by section 2, chapter 564, Oregon Laws 2017, for the biennium ending June 30, 2019, as the maximum limit for payment of expenses from lottery moneys allocated from the Administrative Services Economic Development Fund to the Department of Education for the State School Fund is increased by \$70,961,313.

SECTION 165. In addition to and not in lieu of any other appropriation, there is appropriated to the Housing and Community Services Department, for the biennium ending June 30, 2019, out of the General Fund, the amount of \$200,000 for the purpose of providing shelter and respite services within the City of Salem for homeless and unaccompanied minors.

SECTION 166. Notwithstanding any other provision of law, the General Fund appropriation made to the Department of Revenue by section 1 (3), chapter 601, Oregon Laws 2017, for the biennium ending June 30, 2019, for the Personal Tax and Compliance Division, is increased by \$524,929 for a remote customer service call center.

SECTION 167. Notwithstanding any other law limiting expenditures, the limitation on expenditures established by section 2 (3), chapter 601, Oregon Laws 2017, for the biennium ending June 30, 2019, as the maximum limit for payment of expenses from fees, moneys or other revenues, including Miscellaneous Receipts and reimbursements from federal service agreements, but excluding lottery funds and federal funds not described in section 2, chapter 601, Oregon Laws 2017, collected or received by the Department of Revenue, for the Personal Tax and Compliance Division, is increased by \$10,713 for a remote customer service call center.

SECTION 168. (1) Notwithstanding any other provision of law, the General Fund appropriation made to the Department of Revenue by section 1 (1), chapter 601, Oregon Laws 2017, for the biennium ending June 30, 2019, for administration, is increased by \$772,818 for position reconciliation.

(2) Notwithstanding any other law limiting expenditures, the limitation on expenditures established by section 2 (1), chapter 601, Oregon Laws 2017, for the biennium ending June 30, 2019, as the maximum limit for payment of expenses from fees, moneys or other revenues, including Miscellaneous Receipts and reimbursements from federal service agreements, but excluding lottery funds and federal funds not described in section 2, chapter 601, Oregon Laws 2017, collected or received by the Department of Revenue, for administration, is increased by \$73,677 for position reconciliation.

(3) Notwithstanding any other provision of law, the General Fund appropriation made to the Department of Revenue by section 1 (2), chapter 601, Oregon Laws 2017, for the biennium ending June 30, 2019, for the Property Tax Division, is decreased by \$22,093 for position reconciliation.

(4) Notwithstanding any other provision of law, the General Fund appropriation made to the Department of Revenue by section 1 (3), chapter 601, Oregon Laws 2017, for the biennium ending June 30, 2019, for the Personal Tax and Compliance Division, is increased by \$130,326 for position reconciliation.

(5) Notwithstanding any other law limiting expenditures, the limitation on expenditures established by section 2 (3), chapter 601, Oregon Laws 2017, for the biennium ending June 30, 2019, as the maximum limit for payment of expenses from fees, moneys or other revenues, including Miscellaneous Receipts and reimbursements from federal service agreements, but excluding lottery funds and federal funds not described in section 2, chapter 601, Oregon Laws 2017, collected or received by the Department of Revenue, for the Personal Tax and Compliance Division, is increased by \$2,781 for position reconciliation.

(6) Notwithstanding any other provision of law, the General Fund appropriation made to the Department of Revenue by section 1 (4), chapter 601, Oregon Laws 2017, for the biennium ending June 30, 2019, for the Business Division, is increased by \$47,600 for position reconciliation.

(7) Notwithstanding any other law limiting expenditures, the limitation on expenditures established by section 2 (4), chapter 601, Oregon Laws 2017, for the biennium ending June 30, 2019, as the maximum limit for payment of expenses from fees, moneys or other revenues, including Miscellaneous Receipts and reimbursements from federal service agreements, but excluding lottery funds and federal funds not described in section 2, chapter 601, Oregon Laws 2017, collected or received by the Department of Revenue, for the Business Division, is increased by \$115,746 for position reconciliation.

SECTION 169. (1) In addition to and not in lieu of any other appropriation, there is appropriated to the Emergency Board, for the biennium ending June 30, 2019, out of the General Fund, the amount of \$650,000, to be allocated to the Department of Revenue for position reconciliation for the biennium ending June 30, 2019.

(2) If any of the moneys appropriated by subsection (1) of this section are not allocated by the Emergency Board prior to December 1, 2018, the moneys remaining on that date become available for any purpose for which the Emergency Board lawfully may allocate funds.

SECTION 170. Notwithstanding any other law limiting expenditures, the amount of \$43,042 is established for the biennium ending June 30, 2019, as the maximum limit for payment of expenses from fees, moneys or other revenues, including Miscellaneous Receipts, but excluding lottery funds and federal funds, collected or received by the Department of Corrections, for debt service.

SECTION 171. Notwithstanding any other law limiting expenditures, the limitation on expenditures established by section 3 (1), chapter 606, Oregon Laws 2017, for the biennium ending June 30, 2019, as the maximum limit for payment of expenses from fees, moneys or other revenues, including Miscellaneous Receipts and including federal funds received under cooperative agreements with or contracts from the Bureau of Reclamation of the United States Department of the Interior, the United States Army Corps of Engineers, the United States Geological Survey, the Bonneville Power Administration and the National Fish and Wildlife Foundation, but excluding lottery funds and federal funds not described in section 3, chapter 606, Oregon Laws 2017, collected or received by the Water Resources Department, for administrative services, is increased by \$5,269,633 for payment of project costs and bond issuance costs for the City of Carlton water loss reduction project from the Water Supply Development Account established by ORS 541.656.

SECTION 172. Notwithstanding any other provision of law, the General Fund appropriation made to the Emergency Board by section 2 (1), chapter 702, Oregon Laws 2017, for the biennium ending June 30, 2019, is decreased by \$100,000,000.

SECTION 173. In addition to and not in lieu of any other appropriation, there is appropriated to the Oregon Department of Administrative Services, for the biennium ending June 30, 2019, out of the General Fund, the amount of \$1,435,000 for a carbon policy office.

SECTION 174. Notwithstanding any other provision of law, the General Fund appropriation made to the Department of Education by section 2 (4), chapter 590, Oregon Laws 2017, for the biennium ending June 30, 2019, for other K-12 grant-in-aid programs, is increased by

\$250,000 for the Mike McLaran Center for Student Success in the Salem-Keizer School District.

SECTION 175. (1) Notwithstanding any other provision of law, the General Fund appropriation made to the State Forestry Department by section 1 (2), chapter 592, Oregon Laws 2017, for the biennium ending June 30, 2019, for fire protection, is increased by \$500,000 for subsidizing forest patrol assessments on east side, low-productivity woodlands.

(2) Notwithstanding any other law limiting expenditures, the limitation on expenditures established by section 2 (2), chapter 592, Oregon Laws 2017, for the biennium ending June 30, 2019, as the maximum limit for payment of expenses from fees, moneys or other revenues, including Miscellaneous Receipts and including federal funds from the United States Forest Service for fire protection and for research projects, but excluding lottery funds and federal funds not described in section 2, chapter 592, Oregon Laws 2017, collected or received by the State Forestry Department, for fire protection, is decreased by \$500,000 for forest patrol assessments on east side, low-productivity woodlands.

SECTION 176. Notwithstanding any other law limiting expenditures, the limitation on expenditures established by section 2 (5), chapter 547, Oregon Laws 2017, for the biennium ending June 30, 2019, as the maximum limit for payment of expenses from lottery moneys allocated from the Parks and Natural Resources Fund to the State Parks and Recreation Department, for community support grants, is increased by \$20,000 for grants to repair recreational trails damaged in the Chetco Bar Fire.

SECTION 177. Notwithstanding any other provision of law, the General Fund appropriation made to the Department of Land Conservation and Development by section 1 (2), chapter 565, Oregon Laws 2017, for the biennium ending June 30, 2019, for grant programs, is increased by \$300,000 for the purpose of providing technical assistance grants to eastern Oregon counties for economic opportunity analyses.

SECTION 178. Notwithstanding any other provision of law, the General Fund appropriation made to the Department of Human Services by section 1 (2), chapter 597, Oregon Laws 2017, for the biennium ending June 30, 2019, for child welfare, self-sufficiency and vocational rehabilitation services, is increased by \$300,000 for distribution to the Oregon Food Bank for cold storage infrastructure improvements.

SECTION 179. (1) In addition to and not in lieu of any other appropriation, there is appropriated to the Emergency Board, for the biennium ending June 30, 2019, out of the General Fund, the amount of \$2,500,000, to be allocated to the Department of Human Services for the child welfare program.

(2) If any of the moneys appropriated by subsection (1) of this section are not allocated by the Emergency Board prior to December 1, 2018, the moneys remaining on that date become available for any purpose for which the Emergency Board lawfully may allocate funds.

SECTION 180. Notwithstanding any other provision of law, the authorized appropriations and expenditure limitations for the biennium ending June 30, 2019, for the following agencies and programs are changed by the amounts specified:

(1) ADMINISTRATION.

	2017	
	Oregon Laws	
	Chapter/	\$
Agency/Program/Funds	Section	Adjustment

Oregon Advocacy
Commissions Office:

General Fund	Ch. 370 1	+23,666
Oregon Department of		
Administrative Services:		
General Fund	Ch. 572 1(1)	+47,052
General Fund	Ch. 720 11	+9,290
Other Funds	Ch. 572 2(1)	+301,411
Other Funds	Ch. 572 2(2)	+402,965
Other Funds	Ch. 572 2(3)	+851,607
Other Funds	Ch. 572 2(4)	+619,042
Other Funds	Ch. 572 2(5)(a)	+999,935
Other Funds	Ch. 572 2(6)	+863,080
Other Funds	Ch. 572 2(7)	+1,440,817
Other Funds	Ch. 572 2(8)	+71,799
Other Funds	Ch. 572 2(9)	+71,328
State Treasurer:		
General Fund	Ch. 605 1(1)	+4,997
General Fund	Ch. 605 1(2)	+31,688
Other Funds	Ch. 605 2(1)	+1,576,487
Other Funds	Ch. 605 2(2)	+9,386
Oregon Racing Commission:		
Other Funds	Ch. 58 1	+69,203
Public Employees		
Retirement Systems:		
Other Funds	Ch. 600 1(1)	+186,427
Other Funds	Ch. 600 1(2)	+431,660
Other Funds	Ch. 600 1(3)	+371,668
Other Funds	Ch. 600 1(4)	+977,615
Other Funds	Ch. 600 1(5)	+98,970
Secretary of State:		
General Fund	Ch. 602 1(1)	+87,479
General Fund	Ch. 602 1(2)	+90,198
Other Funds	Ch. 602 2(1)	+286,551
Other Funds	Ch. 602 2(3)	+557,946
Other Funds	Ch. 602 2(4)	+128,556
Other Funds	Ch. 602 2(5)	+187,471
Federal Funds	Ch. 602 3	+42,890
Oregon Liquor Control		
Commission:		
Other Funds	Ch. 578 1(1)	+1,360,597
Other Funds	Ch. 578 1(2)	+347,431
Department of Revenue:		
General Fund	Ch. 601 1(1)	+931,793
General Fund	Ch. 601 1(2)	+339,034
General Fund	Ch. 601 1(3)	+2,292,740
General Fund	Ch. 601 1(4)	+542,704
Other Funds	Ch. 601 2(1)	+126,635
Other Funds	Ch. 601 2(3)	+43,868
Other Funds	Ch. 601 2(4)	+538,002
Other Funds	Ch. 601 2(5)	+109,015
Other Funds	Ch. 601 2(7)	+26,986
Employment Relations Board:		
General Fund	Ch. 507 1	+64,945

Other Funds	Ch. 507 2	+6,258
Other Funds	Ch. 507 3	+49,434
Office of Governor:		
General Fund	Ch. 593 1	+209,570
Lottery Funds	Ch. 593 3	+34,849
Other Funds	Ch. 593 4	+91,481
Federal Funds	Ch. 593 6	+14,633
Oregon Government		
Ethics Commission:		
Other Funds	Ch. 116 1	+53,441
State Library:		
General Fund	Ch. 510 1	+69,915
Other Funds	Ch. 510 2	+3,280
Other Funds	Ch. 510 3	+121,135
Federal Funds	Ch. 510 4	+34,544

(2) CONSUMER AND BUSINESS SERVICES.

	2017 Oregon Laws Chapter/ Section	\$ Adjustment
Agency/Program/Funds		
Oregon Board of Accountancy:		
Other Funds	Ch. 90 1	+33,545
Construction Contractors Board:		
Other Funds	Ch. 261 1	+314,171
Oregon Board of Licensed Professional Counselors and Therapists:		
Other Funds	Ch. 262 1	+40,604
Oregon Board of Psychology:		
Other Funds	Ch. 262 2	+6,542
State Board of Chiropractic Examiners:		
Other Funds	Ch. 96 1	+13,761
State Board of Licensed Social Workers:		
Other Funds	Ch. 371 1	+20,231
Oregon Board of Dentistry:		
Other Funds	Ch. 97 1	+51,753
Health-related licensing boards:		
Other Funds	Ch. 373 1	+39,549
Other Funds	Ch. 373 2	+9,490
Other Funds	Ch. 373 3	+7,097
Other Funds	Ch. 373 4	+12,039

Other Funds	Ch. 373 5	+8,907
Other Funds	Ch. 373 6	+15,586
Bureau of Labor and Industries:		
General Fund	Ch. 509 1	+341,885
Other Funds	Ch. 509 2	+127,475
Other Funds	Ch. 509 3(1)	+111,310
Federal Funds	Ch. 509 4	+38,949
Public Utility Commission:		
Other Funds	Ch. 93 1(1)	+471,104
Other Funds	Ch. 93 1(2)	+54,218
Other Funds	Ch. 93 1(3)	+260,535
Other Funds	Ch. 93 1(4)	+5,566
Federal Funds	Ch. 93 2	+27,131
Department of Consumer and Business Services:		
Other Funds	Ch. 372 1(1)	+443,827
Other Funds	Ch. 372 1(2)	+1,002,158
Other Funds	Ch. 372 1(3)	+826,759
Other Funds	Ch. 372 1(4)	+841,910
Other Funds	Ch. 372 1(5)	+958,887
Other Funds	Ch. 372 1(6)	+1,964,137
Other Funds	Ch. 372 2(1)	+148,272
Federal Funds	Ch. 372 4(1)	+348,460
Federal Funds	Ch. 372 4(2)	+10,088
Federal Funds	Ch. 372 4(3)	+8,751
Federal Funds	Ch. 372 4(4)	+2,523
Real Estate Agency:		
Other Funds	Ch. 59 1	+160,129
Oregon State Board of Nursing:		
Other Funds	Ch. 126 1	+252,092
Oregon Medical Board:		
Other Funds	Ch. 125 1	+244,562
State Board of Pharmacy:		
Other Funds	Ch. 92 1	+129,211

(3) ECONOMIC DEVELOPMENT.

	2017	
	Oregon Laws	\$
Agency/Program/Funds	Chapter/ Section	Adjustment
Oregon Business Development Department:		
General Fund	Ch. 580 1(1)	+15,246
General Fund	Ch. 580 1(2)	+10,191
Other Funds	Ch. 580 2(1)	+155,036
Other Funds	Ch. 580 2(2)	+149,960

Other Funds	Ch. 580 2(3)	+42,963
Other Funds	Ch. 580 2(4)	+58,615
Lottery Funds	Ch. 580 3(1)	+152,514
Lottery Funds	Ch. 580 3(2)	+148,313
Lottery Funds	Ch. 580 3(5)	+13,116
Federal Funds	Ch. 580 4(1)	+3,338
Federal Funds	Ch. 580 4(2)	+27,926
Federal Funds	Ch. 580 4(3)	+5,535
Housing and Community Services Department:		
General Fund	Ch. 574 1	+55,021
Other Funds	Ch. 574 2	+774,097
Federal Funds	Ch. 574 4	+124,414
Department of Veterans' Affairs:		
General Fund	Ch. 585 1(1)	+187,515
Lottery Funds	Ch. 585 2(1)	+206,243
Other Funds	Ch. 585 3(1)	+208,976
Employment Department:		
Other Funds	Ch. 506 1(1)	+2,220,611
Other Funds	Ch. 506 1(2)	+565,360
Federal Funds	Ch. 506 4	+3,717,268

(4) EDUCATION.

Agency/Program/Funds	2017	
	Oregon Laws Chapter/Section	\$ Adjustment
Teacher Standards and Practices Commission:		
Other Funds	Ch. 584 1	+144,940
Department of Education:		
General Fund	Ch. 590 1(1)	+1,306,196
General Fund	Ch. 590 1(2)	+294,628
Other Funds	Ch. 590 3(1)	+495,428
Other Funds	Ch. 590 3(2)	+49,688
Federal Funds	Ch. 590 4(1)	+1,113,205
Federal Funds	Ch. 590 4(2)	+1,074
Chief Education Office:		
General Fund	Ch. 594 1	-39,492
Higher Education Coordinating Commission:		
General Fund	Ch. 595 1(1)	+362,423
Other Funds	Ch. 595 6(1)	+288,607
Other Funds	Ch. 595 6(2)	+13,920
Federal Funds	Ch. 595 7(1)	+309,274
Federal Funds	Ch. 595 7(2)	+699

(5) HUMAN SERVICES.

	2017	
	Oregon Laws	\$
Agency/Program/Funds	Chapter/ Section	Adjustment
Long Term Care		
Ombudsman:		
General Fund	Ch. 579 1(1)	+72,097
General Fund	Ch. 579 1(2)	+41,832
Other Funds	Ch. 579 2	+13,815
Commission for the		
Blind:		
General Fund	Ch. 555 1	+109,015
Other Funds	Ch. 555 2	+7,016
Federal Funds	Ch. 555 3	+272,984
Psychiatric Security		
Review Board:		
General Fund	Ch. 411 1	+81,506
Department of Human		
Services:		
General Fund	Ch. 597 1(1)	+2,370,336
General Fund	Ch. 597 1(2)	+16,127,597
General Fund	Ch. 597 1(3)	+5,459,568
Other Funds	Ch. 597 2(1)	+152,447
Other Funds	Ch. 597 2(2)	+45,946
Other Funds	Ch. 597 2(3)	+99,939
Other Funds	Ch. 597 2(4)	+3,494,937
Federal Funds	Ch. 597 3(1)	+2,069,299
Federal Funds	Ch. 597 3(2)	+15,861,631
Federal Funds	Ch. 597 3(3)	+7,716,216
Oregon Health Authority:		
General Fund	Ch. 545 1(1)	+16,021,457
General Fund	Ch. 545 1(2)	+2,122,044
Other Funds	Ch. 545 2(1)	+2,209,004
Other Funds	Ch. 545 2(2)	+416,038
Other Funds	Ch. 545 2(3)	+3,675,633
Lottery Funds	Ch. 545 3(1)	+41,793
Federal Funds	Ch. 545 4(1)	+4,793,180
Federal Funds	Ch. 545 4(2)	+897,078

(6) JUDICIAL BRANCH.

	2017	
	Oregon Laws	\$
Agency/Program/Funds	Chapter/ Section	Adjustment

Commission on Judicial Fitness and Disability:			
General Fund	Ch. 91 1(1)		+1,159
Judicial Department:			
General Fund	Ch. 575 1(1)		+808,020
General Fund	Ch. 575 1(2)		+3,509,159
General Fund	Ch. 575 1(3)		+55,132
Other Funds	Ch. 575 2(1)		+395,116
Other Funds	Ch. 575 2(2)		+1,280
Other Funds	Ch. 575 2(3)		+26,913
Federal Funds	Ch. 575 3		+4,937
Public Defense Services			
Commission:			
General Fund	Ch. 582 1(1)		+166,732
General Fund	Ch. 582 1(3)		+38,789
Other Funds	Ch. 582 2(2)		+13,630

(7) LEGISLATIVE BRANCH.

Agency/Program/Funds	2017		\$
	Oregon Laws Chapter/Section	Adjustment	
Legislative Administration Committee:			
General Fund	Ch. 577 1(1)		+181,080
Other Funds	Ch. 577 2(1)		+14,027
Legislative Assembly:			
General Fund	Ch. 577 6		+191,540
General Fund	Ch. 577 7(1)		+257,176
General Fund	Ch. 577 7(2)		+517,258
Legislative Counsel Committee:			
General Fund	Ch. 577 10		+151,576
Other Funds	Ch. 577 11		+17,079
Legislative Fiscal Officer:			
General Fund	Ch. 577 13(1)		+47,803
Other Funds	Ch. 577 13(2)		+36,897
Legislative Revenue Officer:			
General Fund	Ch. 577 15		+27,665
Commission on Indian Services:			
General Fund	Ch. 577 16		+5,035
Legislative Policy and Research Committee:			
General Fund	Ch. 577 14		+215,909

(8) NATURAL RESOURCES.

2017

Oregon Laws

Chapter/ Section \$

Agency/Program/Funds Section Adjustment

State Marine Board:

Other Funds	Ch. 299 1(1)	+145,490
Other Funds	Ch. 299 1(2)	+22,713
Other Funds	Ch. 299 1(3)	+32,610
Other Funds	Ch. 299 1(4)	+17,834
Federal Funds	Ch. 299 2(3)	+2,272

State Department of Energy:

Other Funds	Ch. 543 1	+402,655
Federal Funds	Ch. 543 3	+42,762

State Department of Geology and Mineral Industries:

General Fund	Ch. 508 1	+78,781
Other Funds	Ch. 508 2(1)	+41,967
Other Funds	Ch. 508 2(2)	+51,702
Federal Funds	Ch. 508 3	+102,942

State Parks and Recreation

Department:

Other Funds	Ch. 547 1(1)	+9,910
Other Funds	Ch. 547 1(2)	+134,633
Other Funds	Ch. 547 1(3)	-1,269
Other Funds	Ch. 547 1(4)	+922,377
Other Funds	Ch. 547 1(5)	+21,862
General Fund	Ch. 678 5	+9,835
Lottery Funds	Ch. 547 2(1)	+16,880
Lottery Funds	Ch. 547 2(2)	+214,237
Lottery Funds	Ch. 547 2(3)	+40,618
Lottery Funds	Ch. 547 2(4)	+1,167,677
Lottery Funds	Ch. 547 2(5)	+91,478
Federal Funds	Ch. 547 4(2)	+7,588
Federal Funds	Ch. 547 4(3)	+24,491

Land Use Board of Appeals:

General Fund	Ch. 536 1	+25,506
--------------	-----------	---------

Water Resources Department:

General Fund	Ch. 606 1(1)	+39,499
General Fund	Ch. 606 1(2)	+264,179
General Fund	Ch. 606 1(3)	+86,396
General Fund	Ch. 606 1(4)	+186,767
General Fund	Ch. 606 1(5)	+90,336
Other Funds	Ch. 606 3(1)	+14,342
Other Funds	Ch. 606 3(2)	+61,195
Other Funds	Ch. 606 3(3)	+112,990
Other Funds	Ch. 606 3(4)	+100,332
Federal Funds	Ch. 606 4(1)	+21,086

Federal Funds	Ch. 606 4(2)	+5,297
Oregon Watershed		
Enhancement Board:		
Lottery Funds	Ch. 586 5	+174,369
Federal Funds	Ch. 586 7(1)	+87,762
Department of State Lands:		
Other Funds	Ch. 375 1(1)	+553,792
Other Funds	Ch. 375 1(2)	+10,957
Other Funds	Ch. 375 1(3)	+56,931
Federal Funds	Ch. 375 2(1)	+48,996
State Department of		
Agriculture:		
General Fund	Ch. 562 1(1)	+19,490
General Fund	Ch. 562 1(2)	+294,561
General Fund	Ch. 562 1(3)	+72,307
General Fund	Ch. 562 1(4)	+5,553
Other Funds	Ch. 562 2(1)	+206,905
Other Funds	Ch. 562 2(2)	+1,141,687
Other Funds	Ch. 562 2(3)	+112,748
Other Funds	Ch. 562 2(4)	+104,890
Lottery Funds	Ch. 562 3	+50,741
Federal Funds	Ch. 562 4(2)	+96,835
Federal Funds	Ch. 562 4(3)	+58,474
Federal Funds	Ch. 562 4(4)	+7,470
Department of Environmental		
Quality:		
General Fund	Ch. 591 1(1)	+270,996
General Fund	Ch. 591 1(2)	+499,137
General Fund	Ch. 591 1(3)	+39,660
General Fund	Ch. 591 1(4)	+21,762
Other Funds	Ch. 591 2(1)	+739,186
Other Funds	Ch. 591 2(2)	+554,481
Other Funds	Ch. 591 2(3)	+800,523
Other Funds	Ch. 591 2(4)	+436,228
Lottery Funds	Ch. 591 3	+122,134
Federal Funds	Ch. 591 5(1)	+133,208
Federal Funds	Ch. 591 5(2)	+121,397
Federal Funds	Ch. 591 5(3)	+75,914
State Department of		
Fish and Wildlife:		
General Fund	Ch. 544 1(1)	+538,177
General Fund	Ch. 544 1(2)	+102,141
General Fund	Ch. 544 1(3)	+9,087
Other Funds	Ch. 544 2(1)	+1,205,552
Other Funds	Ch. 544 2(2)	+576,455
Other Funds	Ch. 544 2(3)	+682,964
Other Funds	Ch. 544 2(4)	+5,542
Lottery Funds	Ch. 544 3(1)	+88,362
Lottery Funds	Ch. 544 3(2)	+21,167
Lottery Funds	Ch. 544 3(3)	+4,216
Federal Funds	Ch. 544 4(1)	+1,609,135
Federal Funds	Ch. 544 4(2)	+486,614

Federal Funds	Ch. 544 4(3)	+137,344
State Forestry Department:		
General Fund	Ch. 592 1(1)	+51,320
General Fund	Ch. 592 1(2)	+700,688
General Fund	Ch. 592 1(3)	+416,778
Other Funds	Ch. 592 2(1)	+480,901
Other Funds	Ch. 592 2(2)	+1,091,299
Other Funds	Ch. 592 2(3)	+1,687,298
Other Funds	Ch. 592 2(4)	+385,070
Other Funds	Ch. 592 2(7)	+164,703
Federal Funds	Ch. 592 4(1)	+43,829
Federal Funds	Ch. 592 4(2)	+98,401
Federal Funds	Ch. 592 4(3)	+1,920
Federal Funds	Ch. 592 4(4)	+105,906
Department of Land Conservation and Development:		
General Fund	Ch. 565 1(1)	+179,264
Other Funds	Ch. 565 2	+50,716
Federal Funds	Ch. 565 3	+65,882

(9) PUBLIC SAFETY.

	2017	
	Oregon Laws	
	Chapter/	\$
Agency/Program/Funds	Section	Adjustment
State Board of Parole and Post-Prison Supervision:		
General Fund	Ch. 548 1	+180,190
Department of State Police:		
General Fund	Ch. 581 1(1)	+1,575,151
General Fund	Ch. 581 1(2)	+125,426
General Fund	Ch. 581 1(3)	+146,605
General Fund	Ch. 581 1(4)	+3,155,089
Other Funds	Ch. 581 2(1)	+622,753
Other Funds	Ch. 581 2(2)	+252,710
Other Funds	Ch. 581 2(3)	+12,419
Other Funds	Ch. 581 2(4)	+900,952
Federal Funds	Ch. 581 3(1)	+10,287
Federal Funds	Ch. 581 3(2)	+7,591
Federal Funds	Ch. 581 3(3)	-557
Federal Funds	Ch. 581 3(4)	+7,075
Lottery Funds	Ch. 581 4	+76,711
Department of Corrections:		
General Fund	Ch. 573 1(1)	+21,524,617
General Fund	Ch. 573 1(2)	+2,457,908
General Fund	Ch. 573 1(3)	+1,154,665

General Fund	Ch. 573 1(4)	+477,296
Other Funds	Ch. 573 2(1)	+78,085
Other Funds	Ch. 573 2(2)	+186,114
Oregon Criminal Justice Commission:		
General Fund	Ch. 505 1	+95,330
Federal Funds	Ch. 505 3	+8,357
Department of Justice, for district attorneys:		
General Fund	Ch. 535 10	+113,730
Department of Justice:		
General Fund	Ch. 654 10	+8,038
General Fund	Ch. 576 1(2)	+6,024
General Fund	Ch. 576 1(3)	+117,436
General Fund	Ch. 576 1(4)	+37,885
General Fund	Ch. 576 1(6)	+597,530
Other Funds	Ch. 576 2(1)	+675,705
Other Funds	Ch. 576 2(2)	+417,107
Other Funds	Ch. 576 2(3)	+1,528,501
Other Funds	Ch. 576 2(4)	+253,040
Other Funds	Ch. 576 2(5)	+107,164
Other Funds	Ch. 576 2(6)	+925,501
Other Funds	Ch. 576 2(7)	+565,280
Other Funds	Ch. 576 2(8)	+393,137
Federal Funds	Ch. 576 3(1)	+110,185
Federal Funds	Ch. 576 3(2)	+27,745
Federal Funds	Ch. 576 3(3)	+62,215
Federal Funds	Ch. 576 3(4)	+1,925,818
Oregon Military Department:		
General Fund	Ch. 566 1(1)	+71,986
General Fund	Ch. 566 1(2)	+9,181
General Fund	Ch. 566 1(3)	+37,682
Other Funds	Ch. 566 2(1)	+61,609
Other Funds	Ch. 566 2(2)	+106,049
Other Funds	Ch. 566 2(3)	+168,474
Other Funds	Ch. 566 2(4)	+80,721
Federal Funds	Ch. 566 3(1)	+1,240,353
Federal Funds	Ch. 566 3(2)	+170,407
Federal Funds	Ch. 566 3(3)	+327,102
Department of Public Safety Standards and Training:		
Other Funds	Ch. 583 2(1)	+912,379
Federal Funds	Ch. 583 3	+4,396
Oregon Youth Authority:		
General Fund	Ch. 588 1(1)	+5,152,750
Other Funds	Ch. 588 2	-64,327
Federal Funds	Ch. 588 3	+162,100

(10) TRANSPORTATION.

		2017	
		Oregon Laws	
Agency/Program/Funds	Chapter/ Section	\$ Adjustment	
Oregon Department of Aviation:			
Other Funds	Ch. 95 1(1)		+57,325
Other Funds	Ch. 95 1(2)		+11,096
Other Funds	Ch. 95 1(3)		+4,140
Federal Funds	Ch. 95 2(1)		+10,782
Department of Transportation:			
Other Funds	Ch. 604 4(2)		+6,811,666
Other Funds	Ch. 604 4(3)		+283,266
Other Funds	Ch. 604 4(4)		+519,271
Other Funds	Ch. 604 4(5)		+587,459
Other Funds	Ch. 604 4(6)		+652,423
Other Funds	Ch. 604 4(7)		+1,783,520
Other Funds	Ch. 604 4(8)		+1,082,525
Other Funds	Ch. 604 4(9)		+3,963,150
Other Funds	Ch. 604 4(10)		+1,517,067
Other Funds	Ch. 604 4(11)		+1,346,961
Other Funds	Ch. 604 4(12)		+83,287
Other Funds	Ch. 604 4(13)		+153,731
Other Funds	Ch. 604 4(14)		+78,773
Other Funds	Ch. 604 4(15)		+2,644,212
Federal Funds	Ch. 604 5(2)		+18,905
Federal Funds	Ch. 604 5(5)		+38,533

SECTION 181. This 2018 Act being necessary for the immediate preservation of the public peace, health and safety, an emergency is declared to exist, and this 2018 Act takes effect on its passage.

Passed by House March 3, 2018

Received by Governor:

.....M,....., 2018

.....
Timothy G. Sekerak, Chief Clerk of House

Approved:

.....M,....., 2018

.....
Tina Kotek, Speaker of House

Passed by Senate March 3, 2018

.....
Kate Brown, Governor

Filed in Office of Secretary of State:

.....
Peter Courtney, President of Senate

.....M,....., 2018

.....
Dennis Richardson, Secretary of State

HB 5201 A BUDGET REPORT and MEASURE SUMMARY

Carrier: Rep. Nathanson

Joint Committee On Ways and Means

Action Date: 03/02/18

Action: Do pass with amendments. (Printed A-Eng.)

House Vote

Yeas: 10 - Gomberg, Holvey, McLane, Nathanson, Noble, Rayfield, Smith Warner, Stark, Whisnant, Williamson

Exc: 1 - Smith G

Senate Vote

Yeas: 11 - DeBoer, Frederick, Girod, Hansell, Johnson, Manning Jr, Monroe, President Courtney, Roblan, Steiner Hayward, Thomsen

Exc: 1 - Winters

Prepared By: Linda Ames and Gregory Jolivette, Legislative Fiscal Office

Reviewed By: Paul Siebert, Legislative Fiscal Office

Emergency Board

2017-19

Various Agencies

2017-19

Budget Summary*

	2017-19 Legislatively Adopted Budget	2018 Committee Recommendation	Committee Change from 2017-19 Leg. Adopted	
			\$ Change	% Change
<u>Emergency Board</u>				
General Fund - General Purpose	\$ 49,747,628	\$ 49,747,628	\$ -	0.0%
General Fund - Special Purpose Appropriations				
State Agencies for state employee compensation	\$ 100,000,000	\$ -	\$ (100,000,000)	-100.0%
State Agencies for non-state worker compensation	\$ 10,000,000	\$ -	\$ (10,000,000)	-100.0%
Long Term Care Ombudsman - public guardian	\$ 200,000	\$ -	\$ (200,000)	-100.0%
Dept. of Human Services - foster parent supports	\$ 750,000	\$ -	\$ (750,000)	-100.0%
Chief Education Office - 2nd year funding	\$ 3,972,118	\$ -	\$ (3,972,118)	-100.0%
Judicial Dept. - grand jury recordings	\$ 7,900,000	\$ 7,900,000	\$ -	0.0%
Dept. of Forestry - fire protection expenses	\$ 6,000,000	\$ 4,000,000	\$ (2,000,000)	-33.3%
Department of Revenue - position reconciliation	\$ -	\$ 650,000	\$ 650,000	
Secretary of State - 2018 Special Election costs	\$ -	\$ 1,656,115	\$ 1,656,115	
Oregon Health Authority - mental health res. rates	\$ -	\$ 2,000,000	\$ 2,000,000	
Department of Human Services - ventilator costs	\$ -	\$ 300,000	\$ 300,000	
Dept. of Human Services/Oregon Health Auth. - caseload costs or other budget challenges	\$ -	\$ 30,000,000	\$ 30,000,000	
Department of Human Services - child welfare costs	\$ -	\$ 2,500,000	\$ 2,500,000	
<u>ADMINISTRATION PROGRAM AREA</u>				
<u>Department of Administrative Services</u>				
General Fund	\$ 12,606,693	\$ 20,931,500	\$ 8,324,807	66.0%
General Fund Debt Service	\$ 7,254,563	\$ 7,137,196	\$ (117,367)	-1.6%
Lottery Funds Debt Service	\$ 16,294,967	\$ 15,873,695	\$ (421,272)	-2.6%
Other Funds	\$ 514,676,438	\$ 537,626,451	\$ 22,950,013	4.5%
Other Funds Debt Service	\$ 406,585,310	\$ 406,616,039	\$ 30,729	0.0%
<u>Advocacy Commissions Office</u>				
General Fund	\$ 697,136	\$ 720,802	\$ 23,666	3.4%
<u>Employment Relations Board</u>				
General Fund	\$ 2,491,749	\$ 2,556,694	\$ 64,945	2.6%
Other Funds	\$ 2,500,764	\$ 2,556,456	\$ 55,692	2.2%

Budget Summary*

	2017-19 Legislatively Adopted Budget	2018 Committee Recommendation	Committee Change from 2017-19 Leg. Adopted	
			\$ Change	% Change
<u>Oregon Government Ethics Commission</u>				
Other Funds	\$ 2,705,247	\$ 2,758,688	\$ 53,441	2.0%
<u>Office of the Governor</u>				
General Fund	\$ 12,947,791	\$ 13,660,135	\$ 712,344	5.5%
Lottery Funds	\$ 3,689,100	\$ 3,723,949	\$ 34,849	0.9%
Other Funds	\$ 3,322,288	\$ 3,413,769	\$ 91,481	2.8%
Federal Funds	\$ 6,907,780	\$ 3,585,152	\$ (3,322,628)	-48.1%
<u>Oregon Liquor Control Commission</u>				
Other Funds	\$ 206,250,022	\$ 212,267,011	\$ 6,016,989	2.9%
<u>Public Employees Retirement System,</u>				
Other Funds	\$ 98,448,004	\$ 101,458,179	\$ 3,010,175	3.1%
<u>Racing Commission</u>				
Other Funds	\$ 6,353,396	\$ 6,422,599	\$ 69,203	1.1%
<u>Department of Revenue</u>				
General Fund	\$ 188,533,904	\$ 194,469,572	\$ 5,935,668	3.1%
Other Funds	\$ 124,776,501	\$ 129,820,700	\$ 5,044,199	4.0%
<u>Secretary of State</u>				
General Fund	\$ 10,426,561	\$ 12,649,135	\$ 2,222,574	21.3%
Other Funds	\$ 56,998,482	\$ 58,170,519	\$ 1,172,037	2.1%
Federal Funds	\$ 4,721,387	\$ 4,882,166	\$ 160,779	3.4%
<u>State Library</u>				
General Fund	\$ 3,990,257	\$ 4,060,172	\$ 69,915	1.8%
Other Funds	\$ 6,717,774	\$ 6,842,189	\$ 124,415	1.9%
Federal Funds	\$ 5,275,247	\$ 5,309,791	\$ 34,544	0.7%

Budget Summary*

	2017-19 Legislatively Adopted Budget	2018 Committee Recommendation	Committee Change from 2017-19 Leg. Adopted	
			\$ Change	% Change
<u>State Treasurer</u>				
General Fund	\$ 3,490,552	\$ 5,361,270	\$ 1,870,718	53.6%
Other Funds	\$ 80,418,025	\$ 82,003,898	\$ 1,585,873	2.0%
<u>CONSUMER AND BUSINESS SERVICES PROGRAM AREA</u>				
<u>State Board of Accountancy</u>				
Other Funds	\$ 2,583,982	\$ 2,617,527	\$ 33,545	1.3%
<u>Chiropractic Examiners Board</u>				
Other Funds	\$ 2,014,079	\$ 2,027,840	\$ 13,761	0.7%
<u>Consumer and Business Services</u>				
Other Funds	\$ 246,276,380	\$ 252,580,722	\$ 6,304,342	2.6%
Federal Funds	\$ 14,466,034	\$ 16,803,370	\$ 2,337,336	16.2%
<u>Construction Contractors Board</u>				
Other Funds	\$ 15,859,876	\$ 16,174,047	\$ 314,171	2.0%
<u>Board of Dentistry</u>				
Other Funds	\$ 3,277,010	\$ 3,328,763	\$ 51,753	1.6%
<u>Health Related Licensing Boards</u>				
State Mortuary and Cemetery Board				
Other Funds	\$ 2,152,200	\$ 2,191,749	\$ 39,549	1.8%
Board of Naturopathic Medicine				
Other Funds	\$ 799,923	\$ 809,413	\$ 9,490	1.2%
Occupational Therapy Licensing Board				
Other Funds	\$ 483,425	\$ 514,522	\$ 31,097	6.4%
Board of Medical Imaging				
Other Funds	\$ 886,265	\$ 898,304	\$ 12,039	1.4%
State Board of Examiners for Speech-Language Pathology and Audiology				
Other Funds	\$ 615,945	\$ 756,010	\$ 140,065	22.7%

Budget Summary*

	2017-19 Legislatively Adopted Budget	2018 Committee Recommendation	Committee Change from 2017-19 Leg. Adopted	
			\$ Change	% Change
Oregon State Veterinary Medical Examining Board Other Funds	\$ 973,220	\$ 1,034,917	\$ 61,697	6.3%
<u>Bureau of Labor and Industries</u>				
General Fund	\$ 13,119,229	\$ 13,461,114	\$ 341,885	2.6%
Other Funds	\$ 12,162,061	\$ 12,675,846	\$ 513,785	4.2%
Federal Funds	\$ 1,258,596	\$ 1,297,545	\$ 38,949	3.1%
<u>Licensed Social Workers, Board of</u>				
Other Funds	\$ 1,697,440	\$ 1,717,671	\$ 20,231	1.2%
<u>Oregon Medical Board</u>				
Other Funds	\$ 12,595,547	\$ 12,840,109	\$ 244,562	1.9%
<u>Mental Health Regulatory Agency</u>				
Other Funds	\$ 3,462,553	\$ 3,509,699	\$ 47,146	1.4%
<u>Board of Nursing</u>				
Other Funds	\$ 16,595,386	\$ 16,847,478	\$ 252,092	1.5%
<u>Board of Pharmacy</u>				
Other Funds	\$ 7,335,399	\$ 7,464,610	\$ 129,211	1.8%
<u>Public Utility Commission</u>				
Other Funds	\$ 45,128,415	\$ 45,919,838	\$ 791,423	1.8%
Federal Funds	\$ 715,100	\$ 742,231	\$ 27,131	3.8%
<u>Real Estate Agency</u>				
Other Funds	\$ 7,621,789	\$ 7,781,918	\$ 160,129	2.1%

Budget Summary*

	2017-19 Legislatively Adopted Budget	2018 Committee Recommendation	Committee Change from 2017-19 Leg. Adopted	
			\$ Change	% Change
<u>ECONOMIC AND COMMUNITY DEVELOPMENT PROGRAM AREA</u>				
<u>Oregon Business Development Department</u>				
General Fund	\$ 15,951,696	\$ 15,977,133	\$ 25,437	0.2%
General Fund Debt Service	\$ 39,144,515	\$ 39,036,407	\$ (108,108)	-0.3%
Lottery Funds	\$ 115,975,469	\$ 117,789,412	\$ 1,813,943	1.6%
Other Funds	\$ 378,417,137	\$ 379,465,905	\$ 1,048,768	0.3%
Other Funds Debt Service	\$ -	\$ 108,109	\$ 108,109	
Federal Funds	\$ 40,717,603	\$ 41,457,527	\$ 739,924	1.8%
<u>Employment Department</u>				
Other Funds	\$ 144,544,337	\$ 152,904,308	\$ 8,359,971	5.8%
Federal Funds	\$ 155,927,081	\$ 159,644,349	\$ 3,717,268	2.4%
<u>Housing and Community Services Department</u>				
General Fund	\$ 54,438,010	\$ 59,693,031	\$ 5,255,021	9.7%
Lottery Funds	\$ 16,357,282	\$ 17,507,282	\$ 1,150,000	7.0%
Other Funds	\$ 209,274,996	\$ 228,524,093	\$ 19,249,097	9.2%
Federal Funds	\$ 122,692,797	\$ 122,817,211	\$ 124,414	0.1%
<u>Department of Veterans' Affairs</u>				
General Fund	\$ 8,380,599	\$ 8,568,114	\$ 187,515	2.2%
Lottery Funds	\$ 14,856,025	\$ 15,062,268	\$ 206,243	1.4%
Other Funds	\$ 100,316,941	\$ 100,525,917	\$ 208,976	0.2%
Federal Funds	\$ 500,000	\$ 1,000,000	\$ 500,000	100.0%
<u>EDUCATION PROGRAM AREA</u>				
<u>Department of Education</u>				
General Fund	\$ 802,687,885	\$ 806,519,417	\$ 3,831,532	0.5%
General Fund Debt Service	\$ 18,263,417	\$ 18,239,116	\$ (24,301)	-0.1%
Other Funds	\$ 441,326,984	\$ 481,934,415	\$ 40,607,431	9.2%
Other Funds Debt Service	\$ -	\$ 24,302	\$ 24,302	
Federal Funds	\$ 1,053,144,232	\$ 1,054,258,511	\$ 1,114,279	0.1%

Budget Summary*

	2017-19 Legislatively Adopted Budget	2018 Committee Recommendation	Committee Change from 2017-19 Leg. Adopted	
			\$ Change	% Change
<u>State School Fund</u>				
General Fund	\$ 7,653,853,380	\$ 7,582,892,067	\$ (70,961,313)	-0.9%
Lottery Funds	\$ 464,758,594	\$ 535,719,907	\$ 70,961,313	15.3%
<u>Higher Education Coordinating Commission</u>				
General Fund	\$ 31,611,113	\$ 32,288,585	\$ 677,472	2.1%
Other Funds	\$ 34,277,137	\$ 35,810,339	\$ 1,533,202	4.5%
Federal Funds	\$ 114,075,784	\$ 118,191,072	\$ 4,115,288	3.6%
<u>State Support for Community Colleges</u>				
General Fund Debt Service	\$ 26,778,761	\$ 26,551,170	\$ (227,591)	-0.8%
Other Funds Debt Service	\$ 550,000	\$ 777,592	\$ 227,592	41.4%
<u>State Support for Public Universities</u>				
General Fund	\$ 904,264,998	\$ 907,514,998	\$ 3,250,000	0.4%
General Fund Debt Service	\$ 153,230,455	\$ 150,990,325	\$ (2,240,130)	-1.5%
Other Funds Debt Service	\$ 900,000	\$ 3,140,132	\$ 2,240,132	248.9%
<u>Oregon Health Sciences University</u>				
General Fund Debt Service	\$ 21,774,770	\$ 21,750,337	\$ (24,433)	-0.1%
Other Funds Debt Service	\$ 38,828,443	\$ 38,576,738	\$ (251,705)	-0.6%
<u>Chief Education Office</u>				
General Fund	\$ 3,652,812	\$ 8,207,271	\$ 4,554,459	124.7%
<u>Teacher Standards and Practices</u>				
Other Funds	\$ 8,961,470	\$ 9,106,410	\$ 144,940	1.6%
<u>HUMAN SERVICES PROGRAM AREA</u>				
<u>Commission for the Blind</u>				
General Fund	\$ 3,426,922	\$ 3,535,937	\$ 109,015	3.2%
Other Funds	\$ 1,475,033	\$ 1,482,049	\$ 7,016	0.5%
Federal Funds	\$ 16,372,609	\$ 16,645,593	\$ 272,984	1.7%

Budget Summary*

	2017-19 Legislatively Adopted Budget	2018 Committee Recommendation	Committee Change from 2017-19 Leg. Adopted	
			\$ Change	% Change
<u>Oregon Health Authority</u>				
General Fund	\$ 2,118,221,508	\$ 2,095,006,278	\$ (23,215,230)	-1.1%
General Fund Debt Service	\$ 67,714,171	\$ 66,343,686	\$ (1,370,485)	-2.0%
Lottery Funds	\$ 12,457,116	\$ 12,498,909	\$ 41,793	0.3%
Other Funds	\$ 6,653,688,309	\$ 6,729,723,047	\$ 76,034,738	1.1%
Other Funds Debt Service	\$ -	\$ 1,371,293	\$ 1,371,293	
Federal Funds	\$ 10,913,483,621	\$ 11,157,123,747	\$ 243,640,126	2.2%
<u>Department of Human Services</u>				
General Fund	\$ 3,109,000,548	\$ 3,197,087,399	\$ 88,086,851	2.8%
Other Funds	\$ 598,001,557	\$ 654,392,908	\$ 56,391,351	9.4%
Federal Funds	\$ 5,463,087,605	\$ 5,574,153,008	\$ 111,065,403	2.0%
<u>Long Term Care Ombudsman</u>				
General Fund	\$ 6,087,623	\$ 6,401,552	\$ 313,929	5.2%
Other Funds	\$ 894,242	\$ 908,057	\$ 13,815	1.5%
<u>Psychiatric Security Review Board</u>				
General Fund	\$ 2,966,321	\$ 3,047,827	\$ 81,506	2.7%
<u>JUDICIAL BRANCH</u>				
<u>Judicial Department</u>				
General Fund	\$ 447,037,989	\$ 454,524,551	\$ 7,486,562	1.7%
Other Funds	\$ 247,670,281	\$ 248,093,590	\$ 423,309	0.2%
Federal Funds	\$ 1,339,352	\$ 1,344,289	\$ 4,937	0.4%
<u>Commission on Judicial Fitness and Disability</u>				
General Fund	\$ 251,551	\$ 252,710	\$ 1,159	0.5%
<u>Public Defense Services Commission</u>				
General Fund	\$ 303,430,035	\$ 305,425,556	\$ 1,995,521	0.7%
Other Funds	\$ 4,954,313	\$ 4,967,943	\$ 13,630	0.3%

Budget Summary*

	2017-19 Legislatively Adopted Budget	2018 Committee Recommendation	Committee Change from 2017-19 Leg. Adopted	
			\$ Change	% Change
<u>LEGISLATIVE BRANCH</u>				
<u>Legislative Administration Committee</u>				
General Fund	\$ 28,445,653	\$ 29,236,618	\$ 790,965	2.8%
General Fund Debt Service	\$ 12,428,295	\$ 12,379,677	\$ (48,618)	-0.4%
Other Funds	\$ 3,017,853	\$ 3,183,430	\$ 165,577	5.5%
Other Funds Debt Service	\$ 1,164,070	\$ 1,212,689	\$ 48,619	4.2%
<u>Legislative Assembly</u>				
General Fund	\$ 40,368,569	\$ 40,959,543	\$ 590,974	1.5%
<u>Legislative Commission on Indian Services</u>				
General Fund	\$ 537,318	\$ 542,353	\$ 5,035	0.9%
<u>Legislative Counsel</u>				
General Fund	\$ 12,552,965	\$ 12,329,541	\$ (223,424)	-1.8%
Other Funds	\$ 1,579,137	\$ 1,846,216	\$ 267,079	16.9%
<u>Legislative Fiscal Office</u>				
General Fund	\$ 4,117,795	\$ 4,165,598	\$ 47,803	1.2%
Other Funds	\$ 3,655,385	\$ 3,692,282	\$ 36,897	1.0%
<u>Legislative Policy and Research Office</u>				
General Fund	\$ 8,847,088	\$ 9,903,112	\$ 1,056,024	11.9%
<u>Legislative Revenue Office</u>				
General Fund	\$ 3,017,916	\$ 3,045,581	\$ 27,665	0.9%

Budget Summary*

	2017-19 Legislatively Adopted Budget	2018 Committee Recommendation	Committee Change from 2017-19 Leg. Adopted	
			\$ Change	% Change
<u>NATURAL RESOURCES PROGRAM AREA</u>				
<u>State Department of Agriculture</u>				
General Fund	\$ 22,307,042	\$ 22,698,953	\$ 391,911	1.8%
Lottery Funds	\$ 8,103,745	\$ 9,001,307	\$ 897,562	11.1%
Other Funds	\$ 66,605,463	\$ 68,154,857	\$ 1,549,394	2.3%
Federal Funds	\$ 17,452,844	\$ 17,615,623	\$ 162,779	0.9%
<u>State Department of Energy</u>				
Other Funds	\$ 35,206,624	\$ 35,609,279	\$ 402,655	1.1%
Federal Funds	\$ 2,412,636	\$ 2,455,398	\$ 42,762	1.8%
<u>Department of Environmental Quality</u>				
General Fund	\$ 40,804,031	\$ 43,718,803	\$ 2,914,772	7.1%
General Fund Debt Service	\$ 3,824,980	\$ 4,658,847	\$ 833,867	21.8%
Lottery Funds	\$ 4,610,577	\$ 4,732,711	\$ 122,134	2.6%
Other Funds	\$ 169,639,110	\$ 192,862,876	\$ 23,223,766	13.7%
Federal Funds	\$ 28,593,914	\$ 29,266,525	\$ 672,611	2.4%
<u>State Department of Fish and Wildlife</u>				
General Fund	\$ 28,408,880	\$ 29,458,285	\$ 1,049,405	3.7%
Lottery Funds	\$ 5,212,514	\$ 5,326,259	\$ 113,745	2.2%
Other Funds	\$ 181,354,898	\$ 183,825,411	\$ 2,470,513	1.4%
Federal Funds	\$ 133,139,592	\$ 135,372,685	\$ 2,233,093	1.7%
<u>Department of Forestry</u>				
General Fund	\$ 68,242,727	\$ 96,105,737	\$ 27,863,010	40.8%
Other Funds	\$ 340,602,781	\$ 366,655,973	\$ 26,053,192	7.6%
Federal Funds	\$ 33,657,195	\$ 33,907,251	\$ 250,056	0.7%
<u>Department of Geology and Mineral Industries</u>				
General Fund	\$ 4,631,168	\$ 4,709,949	\$ 78,781	1.7%
Other Funds	\$ 6,787,859	\$ 6,881,528	\$ 93,669	1.4%
Federal Funds	\$ 5,937,915	\$ 6,040,857	\$ 102,942	1.7%

Budget Summary*

	2017-19 Legislatively Adopted Budget	2018 Committee Recommendation	Committee Change from 2017-19 Leg. Adopted	
			\$ Change	% Change
<u>Department of Land Conservation and Development</u>				
General Fund	\$ 12,951,689	\$ 13,430,953	\$ 479,264	3.7%
Other Funds	\$ 1,734,829	\$ 1,785,545	\$ 50,716	2.9%
Federal Funds	\$ 6,421,857	\$ 6,487,739	\$ 65,882	1.0%
<u>Land Use Board of Appeals</u>				
General Fund	\$ 1,927,050	\$ 1,952,556	\$ 25,506	1.3%
<u>Oregon Marine Board</u>				
Other Funds	\$ 26,923,945	\$ 27,142,592	\$ 218,647	0.8%
Federal Funds	\$ 6,631,041	\$ 6,633,313	\$ 2,272	0.0%
<u>Department of Parks and Recreation</u>				
General Fund	\$ 218,894	\$ 228,729	\$ 9,835	4.5%
Lottery Funds	\$ 100,597,217	\$ 102,128,107	\$ 1,530,890	1.5%
Other Funds	\$ 99,889,179	\$ 101,196,692	\$ 1,307,513	1.3%
Federal Funds	\$ 16,389,923	\$ 16,422,002	\$ 32,079	0.2%
<u>Department of State Lands</u>				
Other Funds	\$ 47,925,059	\$ 56,436,137	\$ 8,511,078	17.8%
Federal Funds	\$ 2,261,458	\$ 2,466,188	\$ 204,730	9.1%
<u>Water Resources Department</u>				
General Fund	\$ 31,483,809	\$ 32,150,986	\$ 667,177	2.1%
Other Funds	\$ 61,306,639	\$ 66,865,131	\$ 5,558,492	9.1%
Federal Funds	\$ 1,879,534	\$ 1,905,917	\$ 26,383	1.4%
<u>Watershed Enhancement Board</u>				
Lottery Funds	\$ 74,415,091	\$ 79,589,460	\$ 5,174,369	7.0%
Federal Funds	\$ 41,671,381	\$ 41,759,143	\$ 87,762	0.2%

Budget Summary*

	2017-19 Legislatively Adopted Budget	2018 Committee Recommendation	Committee Change from 2017-19 Leg. Adopted	
			\$ Change	% Change
<u>PUBLIC SAFETY PROGRAM AREA</u>				
<u>Department of Corrections</u>				
General Fund	\$ 1,568,314,745	\$ 1,593,929,231	\$ 25,614,486	1.6%
General Fund Debt Service	\$ 112,749,173	\$ 112,706,132	\$ (43,041)	0.0%
Other Funds	\$ 43,244,547	\$ 43,508,746	\$ 264,199	0.6%
Other Funds Debt Service	\$ -	\$ 43,042	\$ 43,042	
<u>Oregon Criminal Justice Commission</u>				
General Fund	\$ 64,926,239	\$ 65,021,569	\$ 95,330	0.1%
Other Funds	\$ 511,392	\$ 961,392	\$ 450,000	88.0%
Federal Funds	\$ 7,170,201	\$ 8,224,498	\$ 1,054,297	14.7%
<u>District Attorneys and their Deputies</u>				
General Fund	\$ 12,478,724	\$ 12,592,454	\$ 113,730	0.9%
<u>Department of Justice</u>				
General Fund	\$ 72,122,805	\$ 73,202,693	\$ 1,079,888	1.5%
General Fund Debt Service	\$ 12,530,237	\$ 12,507,190	\$ (23,047)	-0.2%
Other Funds	\$ 321,296,607	\$ 330,308,027	\$ 9,011,420	2.8%
Federal Funds	\$ 179,004,039	\$ 186,688,612	\$ 7,684,573	4.3%
<u>Oregon Military Department</u>				
General Fund	\$ 25,608,114	\$ 27,578,231	\$ 1,970,117	7.7%
Other Funds	\$ 106,851,901	\$ 112,711,583	\$ 5,859,682	5.5%
Federal Funds	\$ 271,814,624	\$ 289,973,794	\$ 18,159,170	6.7%
<u>Oregon Board of Parole</u>				
General Fund	\$ 8,868,686	\$ 9,048,876	\$ 180,190	2.0%
<u>Department of State Police</u>				
General Fund	\$ 269,292,257	\$ 280,526,031	\$ 11,233,774	4.2%
Lottery Funds	\$ 8,069,250	\$ 8,145,961	\$ 76,711	1.0%
Other Funds	\$ 136,707,491	\$ 151,266,325	\$ 14,558,834	10.6%
Federal Funds	\$ 12,249,830	\$ 12,274,226	\$ 24,396	0.2%

Budget Summary*	2017-19 Legislatively Adopted Budget	2018 Committee Recommendation	Committee Change from 2017-19 Leg. Adopted	
			\$ Change	% Change
<u>Department of Public Safety Standards and Training</u>				
Other Funds	\$ 43,523,261	\$ 49,116,738	\$ 5,593,477	12.9%
Federal Funds	\$ 8,007,963	\$ 8,012,359	\$ 4,396	0.1%
<u>Oregon Youth Authority</u>				
General Fund	\$ 307,443,048	\$ 312,595,798	\$ 5,152,750	1.7%
Other Funds	\$ 11,597,846	\$ 11,533,519	\$ (64,327)	-0.6%
Federal Funds	\$ 37,166,220	\$ 37,328,320	\$ 162,100	0.4%
<u>TRANSPORTATION PROGRAM AREA</u>				
<u>Department of Aviation</u>				
Other Funds	\$ 12,190,805	\$ 13,213,366	\$ 1,022,561	8.4%
Federal Funds	\$ 4,514,961	\$ 4,525,743	\$ 10,782	0.2%
<u>Department of Transportation</u>				
Lottery Funds Debt Service	\$ 120,644,222	\$ 119,636,050	\$ (1,008,172)	-0.8%
Other Funds	\$ 3,232,865,421	\$ 3,370,904,665	\$ 138,039,244	4.3%
Other Funds Debt Service	\$ 415,126,500	\$ 416,134,673	\$ 1,008,173	0.2%
Federal Funds	\$ 105,699,330	\$ 105,756,768	\$ 57,438	0.1%
2017-19 Budget Summary				
General Fund Total	\$ 18,530,053,820	\$ 18,572,698,743	\$ 42,644,923	0.2%
General Fund Debt Service Total	\$ 475,693,337	\$ 472,300,083	\$ (3,393,254)	-0.7%
Lottery Funds Total	\$ 829,101,980	\$ 911,225,532	\$ 82,123,552	9.9%
Lottery Funds Debt Service Total	\$ 136,939,189	\$ 135,509,745	\$ (1,429,444)	-1.0%
Other Funds Total	\$ 15,264,508,605	\$ 15,762,532,733	\$ 498,024,128	3.3%
Other Funds Debt Service Total	\$ 863,154,323	\$ 868,004,609	\$ 4,850,286	0.6%
Federal Funds Total	\$ 18,836,761,286	\$ 19,232,372,523	\$ 395,611,237	2.1%

* Excludes Capital Construction

Position Summary	2017-19 Legislatively Adopted Budget	2018 Committee Recommendation	Committee Change from 2017-19 Leg. Adopted	
			Change	% Change
ADMINISTRATION PROGRAM AREA				
<u>Department of Administrative Services</u>				
Authorized Positions	908	914	6	0.7%
Full-time Equivalent (FTE) positions	903.38	906.96	3.58	0.4%
<u>Office of the Governor</u>				
Authorized Positions	59	61	2	3.4%
Full-time Equivalent (FTE) positions	58.50	59.13	0.63	1.1%
<u>Oregon Liquor Control Commission</u>				
Authorized Positions	304	321	17	5.6%
Full-time Equivalent (FTE) positions	298.82	310.16	11.34	3.8%
<u>Public Employees Retirement System</u>				
Authorized Positions	373	376	3	0.8%
Full-time Equivalent (FTE) positions	372.29	374.30	2.01	0.5%
<u>Department of Revenue</u>				
Authorized Positions	1,007	1,101	94	9.3%
Full-time Equivalent (FTE) positions	933.85	963.28	29.43	3.2%
<u>Secretary of State</u>				
Authorized Positions	213	215	2	0.9%
Full-time Equivalent (FTE) positions	212.77	214.03	1.26	0.6%
CONSUMER AND BUSINESS SERVICES PROGRAM AREA				
<u>Consumer and Business Services</u>				
Authorized Positions	965	966	1	0.1%
Full-time Equivalent (FTE) positions	957.36	958.03	0.67	0.1%

Position Summary	2017-19 Legislatively Adopted Budget	2018 Committee Recommendation	Committee Change from 2017-19 Leg. Adopted	
			Change	% Change
<u>Bureau of Labor and Industries</u>				
Authorized Positions	107	107	-	0.0%
Full-time Equivalent (FTE) positions	104.88	105.38	0.50	0.5%
<u>Health-Related Licensing Boards</u>				
Authorized Positions	21	22	1	4.8%
Full-time Equivalent (FTE) positions	20.25	20.56	0.31	1.5%
ECONOMIC AND COMMUNITY DEVELOPMENT PROGRAM AREA				
<u>Employment Department</u>				
Authorized Positions	1,298.00	1,320	22	1.7%
Full-time Equivalent (FTE) positions	1,239.78	1,259.03	19.25	1.6%
<u>Housing and Community Services</u>				
Authorized Positions	164	165	1	0.6%
Full-time Equivalent (FTE) positions	152.65	153.28	0.63	0.4%
EDUCATION PROGRAM AREA				
<u>Chief Education Office</u>				
Authorized Positions	14	14	-	0.0%
Full-time Equivalent (FTE) positions	6.40	12.15	5.75	89.8%
<u>Department of Education</u>				
Authorized Positions	551	565	14	2.5%
Full-time Equivalent (FTE) positions	537.54	544.76	7.22	1.3%
<u>Higher Education Coordinating Commission</u>				
Authorized Positions	124	130	6	4.8%
Full-time Equivalent (FTE) positions	116.20	118.45	2.25	1.9%

Position Summary	2017-19 Legislatively Adopted Budget	2018 Committee Recommendation	Committee Change from 2017-19 Leg. Adopted	
			Change	% Change
HUMAN SERVICES PROGRAM AREA				
<u>Oregon Health Authority</u>				
Authorized Positions	4,646	4,177	(469)	-10.1%
Full-time Equivalent (FTE) positions	4,591.03	4,274.45	(316.58)	-6.9%
<u>Department of Human Services</u>				
Authorized Positions	8,349	9,056	707	8.5%
Full-time Equivalent (FTE) positions	8,164.07	8,612.17	448.10	5.5%
<u>Long Term Care Ombudsman</u>				
Authorized Positions	25	27	2	8.0%
Full-time Equivalent (FTE) positions	24.50	25.50	1.00	4.1%
NATURAL RESOURCES PROGRAM AREA				
<u>State Department of Agriculture</u>				
Authorized Positions	489	501	12	2.5%
Full-time Equivalent (FTE) positions	370.46	375.73	5.27	1.4%
<u>Department of Environmental Quality</u>				
Authorized Positions	745	751	6	0.8%
Full-time Equivalent (FTE) positions	723.89	730.67	6.78	0.9%
<u>Department of State Lands</u>				
Authorized Positions	111	113	2	1.8%
Full-time Equivalent (FTE) positions	109.33	110.67	1.34	1.2%
PUBLIC SAFETY PROGRAM AREA				
<u>Department of Justice</u>				
Authorized Positions	1,374	1,379	5	0.4%
Full-time Equivalent (FTE) positions	1,348.42	1,355.40	6.98	0.5%

Position Summary	2017-19 Legislatively Adopted Budget	2018 Committee Recommendation	Committee Change from 2017-19 Leg. Adopted	
			Change	% Change
<u>Department of State Police</u>				
Authorized Positions	1,345	1,370	25	1.9%
Full-time Equivalent (FTE) positions	1,321.62	1,346.62	25.00	1.9%
<u>Department of Public Safety Standards and Training</u>				
Authorized Positions	152	165	13	8.6%
Full-time Equivalent (FTE) positions	150.05	157.59	7.54	5.0%
TRANSPORTATION PROGRAM AREA				
<u>Department of Transportation</u>				
Authorized Positions	4,537	4,716	179	3.9%
Full-time Equivalent (FTE) positions	4,425.34	4,502.97	77.63	1.8%

Summary of Revenue Changes

The General Fund appropriations made in the bill are within resources available as projected in the March 2018 economic and revenue forecast by the Department of Administrative Services Office of Economic Analysis.

Summary of Capital Construction Subcommittee Action

HB 5201 is the omnibus budget reconciliation bill for the 2018 legislative session, implementing the statewide rebalance plan that addresses changes in projected revenues and expenditures since the close of the 2017 session. The Subcommittee approved HB 5201 with amendments to reflect budget adjustments as described below.

Statewide Adjustments

EMPLOYEE COMPENSATION DISTRIBUTION

The Subcommittee approved allocation of \$98.4 million General Fund to state agencies for employee compensation. The General Fund appropriation is expected to cover 100% of the statewide estimate of costs for compensation and benefit changes agreed to through collective bargaining or other salary agreements. Total compensation adjustments include \$98.4 million General Fund, \$2.3 million Lottery Funds, \$80.8 million Other Funds, and \$43.3 million Federal Funds.

OTHER STATEWIDE ADJUSTMENTS

Other statewide adjustments include adjustments for Pension Obligation Bond (POB) payments and fully funding the General Fund need of employee compensation for small agencies. POB adjustments generated a net cost of \$1.7 million Total Funds, but included General Fund savings of \$1.5 million.

Section 180 of the budget bill reflects the changes, as described above, for each agency. These adjustments are not addressed in the agency narratives, although they are included in the table at the beginning of the budget report.

Other statewide adjustments also reflect budget changes in multiple agencies to apply Other Fund balances generated through excess Lottery Fund reserves, excess bond proceeds, and interest earnings to debt service. A technical adjustment to the Department of Administrative Services Other Fund debt service is also included. Total net debt service savings are \$2.8 million General Fund and \$1.4 million Lottery Funds. New Other Funds expenditure limitations for the Oregon Business Development Department (\$108,109), the Department of Education (\$24,302), the Higher Education Coordinating Commission (\$24,434), and the Department of Corrections (\$42,042) are established to accommodate the use of fund balances for debt payments, while existing Other Funds expenditure limitations for a number of other agencies are collectively increased by \$3.6 million.

Sections 75, 76, 77, 95, and 170 of the budget bill reflect the changes, as described above, for each agency. These adjustments are not addressed in the agency narratives, although they are included in the table at the beginning of the budget report.

Emergency Board

As part of the 2017-19 biennium statewide rebalance plan, HB 5201 adjusts the Emergency Board's special purpose appropriations as follows:

- Eliminates the special purpose appropriation for state agencies for compensation of state employees of \$100 million, and makes General Fund appropriations to various state agencies of \$96.9 for state employee compensation changes and adjustments for Pension Obligation Bond payments.
- Eliminates the \$10 million special purpose appropriation for compensation driven by collective bargaining costs of workers who are not state employees; the bulk of these funds are appropriated to the Department of Human Services. Details on how the funding is being used is found under that agency's section of this budget report.
- Eliminates the \$200,000 special purpose appropriation to the Emergency Board for costs associated with the public guardian program and makes a corresponding appropriation to the Long Term Care Ombudsman to provide the program additional resources.
- Eliminates the \$750,000 special purpose appropriation to the Emergency Board for foster parent supports and adds the same amount of General Fund to the Child Welfare program budget within the Department of Human Services.
- Eliminates the \$3,972,118 special purpose appropriation to the Emergency Board for funding the second year of the biennium for the Chief Education Office. This bill does appropriate General Fund for the full biennium for the Chief Education Office. The Office is set to sunset at the end of the current biennium.
- Reduces the special purpose appropriation for the Department of Forestry for fire protection expenses by \$2.0 million in conjunction with a corresponding General Fund appropriation to the Department of Forestry for emergency firefighting costs during the 2017 fire season.
- Establishes a \$650,000 special purpose appropriation for the Department of Revenue for potential position reconciliation costs with the priority assigned to those in the Property Tax Division.
- Establishes a \$2,000,000 special purpose appropriation for the Oregon Health Authority for rate increases for certain residential mental health service providers.
- Establishes a \$1,656,115 special purpose appropriation to be allocated to the Secretary of State for reimbursement of Elections Division and county costs of conducting the January 2018 Special Election. The appropriation is available to reimburse eligible costs that were not reimbursed through a similar appropriation made directly to the Secretary of State for this purpose in this bill.
- Establishes a \$300,000 special purpose appropriation for Department of Human Services to increase access to ventilator-assisted services in nursing facilities.
- Establishes a \$30 million special purpose appropriation for the Oregon Health Authority or the Department of Human Services for caseload costs or other budget challenges that the agencies are unable to mitigate. Known potential challenges include changes to

caseloads based on future forecasts, the agencies' ability to manage personal services expenditures including cost of living increases or other bargained costs, volatility in usage-based costs or charges for services, assessment of federal program penalties or repayments, federal law or funding changes, and legal costs.

- Establishes a new \$2.5 million special purpose appropriation for the Department of Human Services to access for the Child Welfare program as the agency continues to develop and implement its action plan to improve child safety, stabilize the workforce stability, and help foster families.

If remaining special purpose appropriations are not allocated by the Emergency Board before December 1, 2018, any remaining funds become available to the Emergency Board for general purposes.

The Subcommittee established a reservation within the general purpose Emergency Fund of \$1.0 million for the Oregon Department of Forestry for the purpose of eradication efforts of the European lineage (EU1) of *Phytophthora ramorum*, the invasive, non-native, pathogen that causes the sudden oak death (SOD) disease in tanoak and possibly damages or kills certain conifer tree species. The Oregon Department of Forestry (ODF) may request allocation of the reservation from the Emergency Board if all other sources of funding supporting SOD eradication efforts have been expended and the agency evidences that additional funding will result in a demonstrative reduction in the incidence or spread of the pathogen in Oregon.

Adjustments to 2017-19 Agency Budgets

ADMINISTRATION

Department of Administrative Services

The Subcommittee approved a one-time \$438,465 General Fund appropriation to restore a reduction to the CASA Volunteer Program that was transferred temporarily to the Department of Administrative Services (DAS) by HB 2600 (2017) and increased the Other Funds expenditure limitation by \$170,000 for the same program to accommodate payments to local CASA programs that are eligible to receive federal Title IV-E monies transferred to DAS by the Department of Human Services (DHS).

A one-time \$2.5 million Other Funds expenditure limitation increase was included for the Office of the State Chief Information Officer to support acquisition of fiber assets in partnership with Oregon State University for the establishment of a new core fiber network to support state agencies and Oregon's research universities through the "OregonFIBER" partnership. This expenditure will enable the establishment of a new public statewide core network spanning more than 2,200 miles with speeds up to 100 Gbs. In addition, the Other Funds expenditure limitation

for the State Data Center (SDC) was increased by \$779,154 on a one-time basis to pay the costs associated with moving the Oregon Youth Authority's (OYA) information technology assets into the SDC.

Technical budget adjustments necessary to finalize the consolidation of IT security positions started in the 2017-19 adopted budget for DAS were also approved. These adjustments included decreasing Other Funds expenditure limitation for the State Data Center by \$288,399 and one position (1.00 FTE), with a corresponding increase in the Office of the State Chief Information of \$288,399 Other Funds expenditure limitation and one position (1.00 FTE).

The Subcommittee approved an Other Funds expenditure limitation increase of \$132,524 in the Chief Operating Office for an economist position (0.63 FTE) dedicated to working on forecasting revenues from the sale of cannabis products and to produce the annual forecast on the supply of clean fuels. The Departments of Environmental Quality and Transportation will contribute two-thirds of the cost of the position and the Oregon Liquor Control Commission will provide the remaining one-third of the position funding for the remainder of the 2017-19 biennium, with the understanding the ongoing cost of the position will be proposed for funding through DAS rates in the 2019-21 biennium.

The Subcommittee also approved the transfer of an IT procurement position from DHS to DAS Enterprise Goods and Services by increasing the Other Funds expenditure limitation by \$152,247 and establishing one position (0.63 FTE). DHS will continue to pay for the position for the remainder of the 2017-19 biennium, with the understanding the ongoing cost of the position will be proposed for funding through DAS rates in the 2019-21 biennium.

The following one-time Other Funds expenditure limitation increases were approved for Enterprise Asset Management for the following purposes:

- \$6,250,000 for infrastructure improvements at the Mill Creek Corporate Center. Infrastructure improvements at the Center are necessary for parcels to be sold and developed. These improvements are paid for with proceeds from land sales at the Center.
- \$1,375,000 Other Funds expenditure limitation increase for six limited duration construction manager positions established in the 2017-19 legislatively adopted budget to oversee deferred maintenance projects funded through the Capital Projects Fund. At the time the budget was adopted, DAS thought the positions could be paid for using expenditure limitation from each project. Since then the Department determined that the positions should be supported through standalone Other Funds expenditure limitation for personal services.
- \$860,000 to secure and maintain the Hillcrest (\$500,000) and North Coast (\$310,000) Youth Correctional Facilities. Both facilities were transferred to DAS by OYA as surplus property. DAS will start the process of disposing of both properties in the current biennium, however, it is likely that final disposition will not occur until the 2019-21 biennium.

House Bill 5201 includes one-time General Fund appropriations to the Department of Administrative Services for the following purposes:

- \$1,895,000 for disbursement to the Rogue River Valley Irrigation District for the Bradshaw Drop Irrigation Canal project;
- \$1,100,000 for disbursement to the National Urban Housing and Economic Community Development Corporation (NUHECDC) for implementation of a program to provide affordable homes, skills training, and jobs for unemployed prior-offenders, at-risk youth, and veterans. NUHECDC is directed to provide written status reports to the Department of Administrative Services and the Legislative Fiscal Officer each quarter during the remainder of the 2017-19 biennium to document progress in meeting the program's objectives of providing affordable housing for low to moderate income Oregonians; skill training for prior-offenders, at-risk youth, and veterans; and job placement for those with barriers to quality employment;
- \$1,000,000 for disbursement to the City of Maupin for a new Civic Center that will replace the current library and City Hall;
- \$1,000,000 for disbursement to the Port of Umatilla to build a new facility to house the Hermiston Chamber of Commerce;
- \$500,000 for disbursement to the City of Maupin to complete a fiber project;
- \$300,000 for disbursement to the City of Milwaukie for expansion of the Ledding Library;
- \$300,000 for disbursement to Athena's Gem, Inc for transforming the Gem Theater property into a regional art center;
- \$200,000 for disbursement to Benton County for a ranked choice voting pilot project;
- \$100,000 for disbursement to Harney County for a study of the Silvies River and its drainages.

The Subcommittee added \$3,058,514 Other Funds expenditure limitation for one-time cost of issuance and special payments associated with the disbursement of proceeds from the sale of \$3,000,000 in lottery bonds for disbursement to Trillium Family Services for construction of a secure adolescent inpatient facility at the Trillium Children's Farm Home. The Subcommittee also approved an Other Funds expenditure limitation increase of \$2,050,587 for one-time cost of issuance and special payments associated with the disbursement of proceeds from the sale of \$2,000,000 in lottery bonds for disbursement to DePaul Treatment Centers for construction of a new treatment facility. The lottery bonds for both projects are authorized in Senate Bill 5702. There is no debt service allocated in the 2017-19 biennium for these sales, as the bonds will not be sold until the spring of 2019. Debt service for 2019-21 is estimated at a total of \$864,212 Lottery Funds per biennium.

The Subcommittee approved a one-time \$1,435,000 General Fund appropriation to support operations of a Carbon Policy Office to be housed temporarily in the Department of Administrative Services. The Office will be staffed by four limited duration positions (2.32 FTE); the Governor's Carbon Policy Advisor; a Climate Policy Manager, a Project Manager, and a support staff position. The approved one-time funding includes \$650,000 for studies to examine the following areas: an economic impact analysis of a cap and trade program on Oregon's jobs and economy, leakage risk of emission intensive, trade exposed industries (EITEs); and carbon sequestration.

Office of the Governor

The Subcommittee increased the General Fund appropriation by \$222,022, and added one full-time education policy advisor position (0.50 FTE). The policy advisor position is classified as a Principal Executive/Manager G.

The Subcommittee also established a one-time \$230,772 General Fund appropriation and one limited-duration full-time Principal Executive/Manager F position (0.63 FTE), to serve as a census coordinator. The employee will coordinate state efforts to ensure an accurate census count in the federal 2020 Census. The Office is expected to request re-establishment of the position for an additional eighteen-month period in the 2019-21 biennium Governor's recommended budget.

Finally, the Subcommittee adjusted the Office budget to reflect the transfer of the Oregon Volunteers Commission for Voluntary Action and Service (Oregon Volunteers) to the Higher Education Coordinating Commission. House Bill 4163, the 2018 session program change bill, transfers the Oregon Volunteers program from the Office of the Governor to the Higher Education Coordinating Commission, effective July 1, 2018. The Subcommittee increased the General Fund appropriation for Oregon Volunteers by \$50,000, decreased the Federal Funds expenditure limitation for Oregon Volunteers by \$3,337,261, and decreased the position authorization by 0.50 FTE to reflect the transfer out of the program Director position in the middle of the biennium. The corresponding adjustments to the Higher Education Coordinating Commission are described in that section of the budget report.

Oregon Liquor Control Commission

In total, 17 permanent positions (11.34 FTE) and \$4.3 million Other Funds expenditure limitation are included for the Oregon Liquor Control Commission (OLCC). The limitation and positions are for the following issues:

- \$197,175 and one position (0.67 FTE) to serve as a Chief Information Officer at a Principal Executive Manager F level to manage, plan, implement, and upgrade the agency's disparate systems related to agency administration and regulation of alcohol and cannabis.
- \$180,000 related to increases in the agency's software licensing, maintenance, and support costs.
- \$300,000 for preliminary business case and project planning for a new online privilege tax payment and reporting system, as required by HB 2150 (2017 Session).
- \$51,122 to extend a contracted position via interagency agreement with the Oregon Health Authority that provides Geographic Information Systems (GIS) analysis to support OLCC licensing and registration information.
- \$960,000 for payments of monthly access and user fees attributable to medical marijuana registrants required to use the Cannabis Tracking System under the provisions of SB 1057 (2017 Session).
- Thirteen additional regulatory specialist positions (8.67 FTE) and an associated \$2,145,992 for OLCC responsibilities for investigations and inspections related to medical marijuana under the provisions of SB 1057. This amount assumes an estimated 2,000 medical marijuana registrants for the remainder of the 2017-19 biennium.
- Three positions (2.00 FTE) -- a Compliance Specialist 3, a Compliance Specialist 1, and an Administrative Support Specialist 1 -- and \$474,672 for additional administrative support in the marijuana program to prevent backlogs, develop and refine licensing and compliance protocols, train investigators, and review work for accuracy and consistency.

Public Employees Retirement System

The Subcommittee approved an increase of \$80,000 Other Funds expenditure limitation for the Compliance, Audit, and Risk Division and a pension and healthcare independent actuarial review. A review confirms the reasonableness and consistency of the agency's consulting actuarial firm's valuation. This is an industry best practice; the last time such a review was undertaken was in 2009. Revenue transfers from earnings on invested funds will be used to pay for these expenditures.

The bill includes an increase of \$176,661 Other Funds expenditure limitation and the establishment of one permanent full-time Principal Executive Manager E position (0.67 FTE) for an information security and risk officer position, with the instruction that the position be filled with a person professionally credentialed in information security and risk. In January of 2016, the Public Employees Retirement System (PERS) received an information security program review from an independent security consultant. The review identified numerous information security and other vulnerabilities. The executive and legislative branches of government directed PERS to undertake a comprehensive effort to remediate security vulnerabilities and standup programs for cybersecurity, disaster recovery, and business continuity, which is currently underway. The security and risk officer position will help facilitate this effort. Revenue transfers from earnings on invested funds will be used to pay for these expenditures.

The Subcommittee approved a \$487,174 Other Funds expenditure limitation increase for the Information Services Division and two permanent full-time positions, an Information Systems Specialist 6 and an Information Systems Specialist 7 (a total of 1.34 FTE). The Legislature, in 2017, enacted SB 90, which permanently reassigned responsibility for information technology security for most state agencies to the Department of Administrative Services, Office of the State Chief Information Officer. The two positions at PERS that were reassigned had duties primarily related to network operational activities rather than just information security. The agency has had to contract with a private vendor for these services at a cost of \$206,000, which has proven more expensive than restoring the two positions. The Subcommittee approved the \$206,000 on a one-time basis. Revenue transfers from earnings on invested funds will be used to pay for these expenditures.

The Oregon Investment Council (OIC) voted to move the Individual Account Program (IAP) to a target-date fund solution beginning January 2, 2018. This is an age-based approach that moves a member's IAP assets into an increasingly conservative investment portfolio. This mandatory change is expected to lower a PERS member's defined contribution benefit, and provides for no member choice to make individual investment decisions. A one-time \$200,000 Other Funds expenditure limitation increase was approved as a first installment to pay for expenditures that the agency has had to make to conform to the OIC decision.

Two technical adjustments were approved to move the State Government Service Charge and Attorney General line-items from the Compliance, Audit, and Risk Division to the Central Administration Division and the agency's Deputy Director position from the Operations Division to the Central Administration Division. This position was mistakenly moved as part of a reorganization plan approved by the Legislature in 2017. The agency-wide impact of these two adjustments nets to zero.

Department of Revenue

The Subcommittee approved a combined increase of \$2,380,791 Other Funds expenditure limitation for the Administration and Business Divisions, a \$497,420 decrease for the Core Systems Replacement program, and establishment of 13 permanent full-time positions (5.59 FTE), and 30 limited duration positions (9.38 FTE) for the implementation of HB 2017 (2017), a comprehensive transportation initiative which relies on the establishment of four new taxes. The Department of Revenue (DOR) requires supplemental funding over what was already included in the 2017-19 adopted budget for communications and outreach, information technology, return and payment processing, collections, compliance, and customer assistance. Revenue to support these expenditures will come from gross transportation tax receipts. The Legislature in 2019 will re-evaluate the ratio of electronic vs. manual filing of the payroll transit tax and the long-term need for positions. A one-time increase of \$50,000 Other Funds expenditure limitation was also approved for the Administration Division for costs related to the implementation of HB 2017. This funding is for the Processing Center Modernization project and the electronic imaging of paper documents; revenue to support this expenditure is from transportation taxes. The reduction to the Core Systems Replacement program budget of \$497,420 Other Funds expenditure limitation is to account for final contract savings.

An increase of \$1,787,696 Other Funds expenditure limitation and 11 permanent full-time positions (5.79 FTE) was established for the implementation of SB 1067 (2017), a measure to reduce and control future government costs. One element of this measure was to centralize most debt collection activity in state government within DOR. As a result, DOR requires funding for additional staff and to pay for information technology needs to manage the increase in debtor accounts. A fee will be charged to debtors to offset the cost.

An increase of \$377,227 General Fund and \$94,427 Other Funds expenditure limitation was approved for the implementation of SB 254 (2017), which requires financial institutions to participate in a data match program with DOR. Financial institutions compare a list of delinquent debtors with the names of account holders. If a match is found, DOR may administratively garnish the debtor's account. Funding is required for the initial setup as well as ongoing costs to pay financial institutions for data matching and vendor service fees. The Department of Administrative Services is directed to unschedule \$377,227 General Fund, which may be rescheduled based upon actual costs incurred by DOR.

The Subcommittee approved a decrease of \$604,613 General Fund and \$52,575 Other Funds for services and supplies expenditures as a result of savings in the Processing Center Modernization project and a re-estimation of State Data Center charges.

A one-time increase of \$604,613 General Fund and \$52,575 Other Funds expenditure limitation and the establishment of a limited duration Operations and Policy Analyst 4 in the Director's Office, two limited duration Accountant 4 positions, and one limited duration Fiscal Analyst 3 position in the Finance Unit were approved (2.42 FTE). These resources are to address the following issues: (a) any Financial Management Review findings, comprehensive external financial audit findings; (b) Secretary of State financial audit(s) findings; (c) alignment of agency

operations with state budget and accounting systems; (d) transition to the use of the state’s payroll system; (e) revamping of the cost allocation system; and (f) support for 2019-21 budget development activities.

The Subcommittee approved the following position reclassification changes, abolishments, and establishments related to the post-implementation of the Core Systems Replacement (CSR) project and Research Sections activities. The Department is able to self-fund this action by moving General Fund and Other Funds between programs, resulting in a net reduction of 6 positions (4.97 FTE). The following position actions were approved: reclassification of a Tax Audit 2 to an Operations and Policy Analyst 3; Tax Audit 2 to an Operations and Policy Analyst 3; an Administrative Specialist 1 to an Operations and Policy Analyst 3; an Operations and Policy Analyst 1 to an Operations and Policy Analyst 3; an Information Specialist 4 to an Operations and Policy Analyst 3; an Information Specialist 4 to an Operations and Policy Analyst 3; and the establishment of two Economist 4 positions. Additional funding for these changes comes from the abolishment of: one Administrative Specialist 2, two Office Specialist 1 positions, one Office Assistant 1, one Information Systems Specialist 3, one Office Specialist 2, and two Revenue Agent 1 positions. The six Operations and Policy Analyst 3 positions are to be assigned to the Administrative Services Division and Project Management Office and will resolve CSR issues by serving as an interface between operating programs, information technology staff, and the CSR vendor. The two Economist 4 positions are to be assigned to the Administrative Services Division and the Research Section to provide internally-focused CSR research for agency management and performance purposes.

The bill includes an increase of \$928,651 General Fund and \$192,204 Other Funds expenditure limitation and the establishment of seven permanent full-time positions (4.51 FTE) and 27 seasonal full-time positions (3.29 FTE). At the direction of the Legislature, the Department of Administrative Services, Chief Human Resources Office undertook a review of DOR’s personnel policies and DOR internally reviewed positions from the budget perspective. These reviews identified numerous misalignments of human resource policy and practice, as well as positions being either: (a) unbudgeted; (b) double-filled; (c) underbudgeted; (d) misclassified; (e) a result of budgeting errors; or (f) critically needed for financial management purposes. The following table reflects the actions to remedy most of these issues and achieve needed alignment with the legislatively approved budget:

Category	General Fund	Other Fund	Position	FTE
Financial Management positions	\$220,327	\$20,646	2	1.33
Misclassifications/Reclassifications	(\$6,252)	(\$3,647)	<1>	<0.49>
Unbudgeted Positions	\$98,243	\$12,738	1	0.50
New Positions - Permanent Full-time	\$227,097	\$16,034	5	1.50
New Positions - Seasonal Full-Time	\$353,347	\$30,726	27	3.29
Unbudgeted Full-time Equivalent	\$9,268	\$8,359	--	0.25
Other Adjustments	\$26,621	\$107,347	--	1.42
Total	\$928,651	\$192,204	34	7.80

With this realignment, DOR should now return to relying upon the regular administrative process for rectifying any remaining position misalignments. The Legislature can expect that prior to the start of the 2019-21 biennium, DOR will be able to have positions: (a) correctly classified in the state's human resource and budget applications; (b) properly assigned to the correct program and subprogram; (c) appropriately funded, by revenue source, and fund-type; (d) correctly budgeted in the state's budget system; and (e) appropriately expensed in the state's payroll and accounting systems.

A special purpose appropriation to the Emergency Board in the amount of \$650,000 was approved for additional position adjustments, with the priority being given to those in the Property Tax Division. Systemic financial management and funding issues within this Division have remained unaddressed for multiple biennia. Action to address these issues had to be deferred once again due to the lack of complete and accurate financial information. The Department's request for an allocation from the special purpose appropriation will need to be based upon a comprehensive plan to permanently address the systemic issues within the Property Tax Division. The Department of Administrative Services is directed to unschedule \$339,034 General Fund in the Property Tax Division related to compensation plan changes. The funds may be rescheduled as part of the Department's submission of a comprehensive plan.

The Subcommittee approved an increase of \$184,140 Other Funds expenditure limitation and the establishment of one permanent full-time Principal Executive Manager G position (0.50 FTE) to serve as the agency's Collections Administrator and, eventually, as the Collections Division Administrator once the division is formally established next biennium. DOR is directed to move the Other Agency Accounts Section in the Business Division into a new Summary Cross Reference Program beginning with the 2019-21 biennium.

In addition, the Subcommittee directed the Department to report to the Legislature in 2019 on the following:

- A feasibility study, as directed by a budget note in SB 5535 (2017), related to the establishment of a collections division.
- Report on what collection functions were consolidated under SB 1067 (2017), from which agencies, and identify which agencies were exempt from consolidation and why. The Department is also to prepare a detailed revenue estimate, by agency and fund-type, for SB 1067 (2017) and those agency accounts subject to consolidation.
- Report on the agency's use of private collection firms and private collection firm's rates as compared to the agency's internal collection activities and rates.

The Subcommittee approved an increase of \$524,929 General Fund and \$10,713 Other Funds expenditure limitation and the establishment of seven permanent full-time positions (2.92 FTE) for a remote customer service call center.

Secretary of State

The Subcommittee established a one-time \$1,663,885 General Fund appropriation for reimbursement of Elections Division and county costs of conducting the January 2018 Special Election. These costs were not previously budgeted. The funds will reimburse costs documented as of

February 7, 2018, including \$353,922 of Elections Division expenditures, and \$1,309,963 for county costs that will be distributed to twenty-four counties. The appropriation is approved on a one-time basis and will be phased out in the agency's 2019-21 biennium budget request. The reimbursable costs of the special election are expected to total approximately \$3.32 million. The Secretary of State may request reimbursement for remaining costs from a special purpose appropriation to the Emergency Board included in the bill for this purpose.

The Subcommittee increased the General Fund appropriation for the Elections Division by \$257,306, and decreased the Federal Funds expenditure limitation by \$42,616, to finance printing and distribution of Oregon Motor Voter mailers required under state law. The funding will allow for continued distribution of notifications and postage-paid return envelopes to persons about to be registered to vote under the Oregon Motor Voter program, with instructions on how to opt-out of voter registration, and how to affiliate with a political party. The Federal government has advised that the Federal Funds previously budgeted are ineligible to be applied for this purpose. The Subcommittee also increased the General Fund appropriation for the Administrative Services Division by \$156,357, and established one full-time Information Systems Specialist 8 position (0.63 FTE), to support operational resilience and cyber security capabilities.

The Subcommittee increased the Other Funds expenditure limitation for the Administrative Services Division by \$139,367, and established one limited-duration full-time Training and Development 2 position (0.63 FTE) in the Office's Human Resources Division. The expenditure limitation increase is provided on a one-time basis and will phase out in the development of the Office's 2019-21 current service level budget. The Secretary may request reestablishment of the position as a permanent position in the 2019-21 biennium agency request budget.

Finally, the Subcommittee approved two technical adjustments to the agency budget. The Subcommittee transferred \$347,900 General Fund from the Elections Division to the Administrative Services Division to correct the impact of the phase-out of one-time funding for the Election Night Reporting System. The Subcommittee also reallocated funding for state government services charges, decreasing General Fund appropriations by a total of \$32,651, decreasing Other Funds expenditure limitations by a total of \$172,854, and increasing the Federal Funds expenditure limitation by \$160,505.

State Treasurer

The Subcommittee approved an increase of \$1.8 million General Fund for services and supplies for the Oregon Retirement Savings Board (ORSB), which brings the 2017-19 approved budget to \$4 million General Fund. The supplemental increase is to pay for outreach and marketing. A General Fund appropriation continues to be required to fund the ORSB's operating expenses until sufficient Other Funds revenue can be generated to support the Board. General Fund expenditures are to be repaid with future administrative fees. A current accounting of the loan for the 2015-17 biennium and the 2017-19 biennium, if this request is approved, totals \$5.3 million. At present, there is no identified timeline for the repayment of this loan, which is dependent upon a level of program participation large enough to generate fee revenue to both operate the ORSB and repay the state's General Fund loan.

The Subcommittee also directed the State Treasury to report to the Interim Joint Committee on Ways and Means or the Emergency Board in May 2018 on investment expenses related to the Oregon Public Employees Retirement Fund.

CONSUMER AND BUSINESS SERVICES

Department of Consumer and Business Services

An increase in the Federal Funds expenditure limitation for the Department of Consumer and Business Services (DCBS) of \$810,000 is included in the bill for the Senior Health Insurance Benefit Assistance program (SHIBA) providing outreach, education, and financial support to seniors to maximize their Medicare benefits. The program is funded through several federal grant programs including the Safety and Health Investments Projects (SHIP) program, the Medicare Improvements for Patients and Providers Act (MIPPA), and the Senior Medicare Patrol (SMP) program. The additional expenditure limitation allows DCBS to expend federal amounts received that were in addition to those amounts originally anticipated in the agency's budget.

The Subcommittee approved a one-time only increase in the Federal Funds expenditure limitation for DCBS of \$1,157,514 and authorized the establishment of a limited-duration position (0.67 FTE) in conjunction with a federal grant award from the U.S. Department of Health and Human Services (DHHS) for the planning and implementation of health insurance market reforms through the Health Insurance Enforcement and Consumer Protections (HIECP) grant program. The grant will be used to fund a limited-duration Market Conduct Field Examiner position and to replace up to 10% of the existing funding for three market Analyst positions and a Grant Coordinator position at a total cost of \$281,261 in the 2017-19 biennium. The savings in Other Funds for the existing positions will be recognized in the program's fund balance. DCBS has budgeted \$876,252 of the remaining grant funding for contracted services to provide consulting services by experienced clinicians with pharmaceutical expertise to review formularies and create standard operating procedures to ensure form filing reviewers can accurately review formularies and related documentation submitted by insurers.

An increase in the Other Fund expenditure limitation for DCBS of \$118,392 was approved to reclassify positions in the Workers' Compensation Division and the Division of Financial Regulation. The change impacted three positions in total and each of the reclassification requests were reviewed and approved by the Department of Administrative Services, Chief Human Resources Office.

Bureau of Labor and Industries

Other Funds expenditure limitation in the amount of \$275,000 is included, and 0.50 FTE added to an existing position on a limited duration basis, for the Bureau of Labor and Industries (BOLI) related to a grant award for apprenticeship expansion and diversification. The grant was awarded to the Higher Education Coordinating Commission (HECC) in August 2016, which will pass funding through to BOLI to execute its responsibilities per the grant application. Those responsibilities include data base improvements, a searchable web application for

apprenticeship records review, cultural competency training, and months added to an existing Apprenticeship Representative position, which serves as a liaison between BOLI and other workforce partners. At its September 2017 meeting, the Interim Joint Committee on Ways and Means recommended the additional expenditure limitation and the addition of twelve months (0.50 FTE) on a limited duration basis to the position; the performance period of the grant is not anticipated to extend beyond the 2017-19 biennium.

Health-Related Licensing Boards

The Subcommittee approved an increase in Other Funds expenditure limitation of \$24,000 for the Occupational Therapy Licensing Board for conducting fingerprint background checks on new applicants.

The Subcommittee approved an increase of \$131,158 Other Funds expenditure limitation and the establishment of a permanent half-time Investigator 2 position (0.31 FTE) for the Board of Speech-Language Pathology and Audiology to address the Board's costs related to investigations. Included in the \$131,158 increase is \$42,587 for personal services, \$3,571 services and supplies, \$60,000 for professional services, and \$25,000 for Attorney General costs.

An increase of \$46,111 Other Funds expenditure limitation is included for the Veterinary Medical Examining Board for costs related to the veterinary facility inspection program established by HB 2474 (2015). The increase in limitation will be used to fund the cost of the full-time inspector position at a salary level higher than the budgeted step 2 and includes services and supplies for travel and per diem costs.

ECONOMIC AND COMMUNITY DEVELOPMENT

Oregon Business Development Department

The Subcommittee increased Lottery Funds by a total of \$1,500,000, to provide one-time support for three programs: \$500,000 was provided for the City of Warrenton to finance the rebuilding of a dock destroyed by fire; \$500,000 was provided for the Port of Cascade Locks to finance infrastructure and business recruitment at the Port's Business Park; and \$500,000 was provided for deposit into the Local Economic Opportunity Fund, to assist community economic resilience planning.

The Subcommittee also transferred \$1,250,000 of Lottery Funds expenditure limitation from the Strategic Reserve Fund program to the Oregon Growth Fund. The Lottery Funds expenditures for the Oregon Growth Fund are approved on a one-time basis and will be phased out in the development of the agency's 2019-21 biennium current service level budget. The Oregon Growth Board will utilize the Oregon Growth Fund moneys as allowed to increase capital to the state's early-stage small businesses.

Other Funds expenditure limitation of \$642,194 was approved for repairing and improving docks owned by the Port of Brookings Harbor. Lottery bonds were approved to finance this project in the 2017 session, but because of an error, expenditure limitation of the bond proceeds

was not added to the agency budget. This additional Other Funds expenditure limitation corrects this error and permits the agency to distribute the bond proceeds, which are expected to be issued in the spring of 2019. The Federal Funds expenditure limitation was increased by \$703,125 to accommodate expenditure of federal grants awarded under the State Trade Expansion Program.

Employment Department

Other Funds expenditure limitation of \$5,574,000 and 22 limited duration positions (19.25 FTE) are added to the 2017-19 budget for the Oregon Employment Department (OED) related to a grant received to fund enhanced employment services to Supplemental Nutritional Assistance Program eligible customers. OED will contract with the Department of Human Services to provide these services to their customers. Funding and FTE are not assumed to be included in calculations for service delivery in subsequent biennia.

Housing and Community Services Department

A General Fund appropriation in the amount of \$5,000,000 was added as a one-time enhancement to the 2017-19 legislatively approved budget for the Housing and Community Services Department for homeless shelter capacity and homelessness prevention services provided through the Emergency Housing Account Program. This additional funding is not intended to go through the Department's regular funding formula, but instead will be distributed as follows:

- Multnomah County: \$2,373,351
- Lane County Human Services Division: \$498,399
- Central Oregon Neighborhood Impact: \$319,485
- Clackamas County Mobile Housing Services: \$782,107
- Jackson County Community Action Agency (ACCESS): \$228,202
- Options for Homeless Residents of Ashland: \$35,000
- Mid-Willamette Valley Community Action Agency for additional shelter efforts outside of Salem: \$50,000
- Community Connection of Northeast Oregon, Inc: \$141,483
- Washington County Community Action: \$571,973

This amount is intended for the 2017-19 biennium only, and is not intended to factor into calculations of future, ongoing service levels. The following budget note was included.

Budget Note:

The Housing Stability Council, in alignment with preliminary findings from the Statewide Housing Plan, shall make recommendations to the Director of Oregon Housing and Community Services about how to prioritize funding for the Emergency Housing Account and the State Homeless Assistance Program to ensure that funds are being spent as efficiently and effectively as possible.

At a minimum, the Council shall consider how the use of funding incentivizes regionally and nationally recognized best practices, and outcome oriented strategies, to create a more effective system to prevent and reduce homelessness.

The Director shall present recommendations to the Legislature by February 28, 2019.

A one-time General Fund appropriation in the amount of \$200,000 was included for costs related to creating a youth shelter for unaccompanied minors in Salem.

Due to an oversight, Other Funds expenditure limitation in the Housing and Community Services Department 2017-19 legislatively adopted budget was insufficient to accommodate the transfer of General Fund that is spent by the Department as Other Funds. Technical adjustments are included to increase other funds expenditure limitation, attributable to 2017-19 General Fund support for the following HCSD programs:

- Emergency Housing Assistance program: \$18,200,000
- Rent Guarantee Program: \$125,000
- Wildfire Damage Housing Relief program: \$150,000

Lottery Funds expenditure limitation in the amount of \$1,150,000 was added on a one-time basis to the Housing and Community Services Department budget pursuant to a plan presented by the Housing and Community Services Department and the Oregon Department of Veterans' Affairs. The agencies were directed via budget note to present a plan to utilize \$1,150,000 of Lottery Funds associated with the passage of Measure 96, allocated during the 2017 session to the Housing and Community Services Department for veterans' homelessness and housing issues. The expenditure limitation will be utilized to develop a by-name registry of homeless veterans in selected communities, a limited duration veteran homelessness integrator position (0.63 FTE) to serve as designated staff in assisting communities that develop the by-name registry, development of new affordable housing units for veterans, and funding for eligible veterans that need improvements or special accommodations to homes they own. A total of \$350,000 in Lottery Funds expenditure limitation was approved for emergency housing assistance services to veterans during the 2017 legislative session, also considered one-time.

Oregon Department of Veterans' Affairs

The Subcommittee approved increasing Federal Funds expenditure limitation by \$500,000 for transportation of veterans' in highly rural areas, with the understanding that the Department of Administrative Services will unschedule the limitation increase until the Oregon Department of Veterans' Affairs (ODVA) has been notified that its application for the federal FY2018 Highly Rural Transportation Grant has been successful. ODVA received authorization from the interim Joint Committee on Ways and Means to apply for the FY2017 Highly Rural Transportation Grant and to continue to apply for future annual renewal grants. The increase results in total Federal Funds expenditure limitation of \$1 million, which will accommodate ongoing receipt and disbursement of the annual \$500,000 grants.

Lottery Distributions to Counties for Economic Development

The Subcommittee approved the following actions relating to the distribution of Lottery Funds to counties for economic development. Following the last quarterly transfer of Oregon State Lottery revenues to counties each biennium, the Joint Committee on Ways and Means shall compare the amounts transferred to each county during the biennium to the amounts that would have been transferred to each county during the biennium pursuant to ORS 461.547. The Committee shall review the impact of adjusting the amounts that were transferred to the amounts that would have been transferred pursuant to ORS 461.547 on the state budget and on the ability of the counties to accommodate any funding reductions.

EDUCATION

State School Fund

The Subcommittee approved a decrease of \$70,961,313 General Fund and an increase of \$70,961,313 Lottery Funds for the State School Fund, which reflects the balancing of available Lottery Funds across the entire state budget. Overall, there is no net change from the total \$8.2 billion provided in the 2017-19 legislatively adopted budget.

Department of Education

The Subcommittee approved additional Other Funds expenditure limitation of \$39,312,315 for the Oregon School Capital Improvement Matching program in the Oregon Department of Education (ODE). This amount represents the estimated proceeds available for the program from bonds issued during the 2015-17 biennium for distribution during 2017-19. This amount was inadvertently not included in the 2017-19 budget for ODE. An increase in Other Funds expenditure limitation of \$750,000 is also included for funding received through an interagency agreement with the Department of Human Services for child care worker professional development.

An increase of \$1,980,708 General Fund and 14 positions (7.72 FTE) were approved for the Office of Child Care in the Early Learning Division to address safety and quality issues in the child care system, as well as to provide funding for testing of lead contamination in drinking water in child care facilities. Three Compliance Specialist 2 positions (1.62 FTE) are added to reduce the caseloads for existing staff who currently face caseloads of 1 inspector to 150 facilities, which is significantly above the suggested ratio of 1 to 50. Another three Compliance Specialist 3 positions (1.74 FTE) are added for providing training to licensing staff, reviewing findings of enforcement actions, leading case reviews, and reducing caseloads. Three management positions were also approved -- a Principal Executive/Manager E (0.58 FTE) for a Licensing Manager, a PEM D (0.54 FTE) for a regional manager in Medford, and a PEM C (0.54 FTE) for a Background, Intake and Customer Service manager. The Subcommittee also approved five limited duration Compliance Specialist 2 positions (2.70 FTE) for a pilot program in collaboration with the Department of Human Services (DHS). This pilot program will provide teams of ODE and DHS staff to jointly investigate neglect and other cases

that take place in a child care facility. Total funding of \$1,740,912 General Fund will support these positions and associated costs. The remaining \$239,796 is to offset the cost of testing drinking water for lead contamination in child care facilities.

The Subcommittee approved a one-time General Fund appropriation of \$250,000 for a grant to the Salem-Keizer Education Foundation to assist in the funding for the Mike McLaran Center for Student Success which provides a variety of services for students of the Salem Keizer School District. The Center provides services relating to: (1) college preparation and awareness; (2) career exploration and exposure; (3) academic supports like tutoring and mentoring; and (3) social supports.

Budget Note:

The Oregon Department of Education is instructed to use one-time funding from the Network for Teaching and Learning to provide up to \$100,000 to support the Civic Scholars program under HB 2955 (2015) for the annual Oregon Civics Day for Teachers for the 2018-19 school year. This program provides ongoing professional development for civics teachers across the state.

Budget Note:

Before disbursing any matching funds from the Connecting Oregon Schools Fund to provide schools with broadband access, the Oregon Department of Education shall consult with the Office of the State CIO in order to prioritize the disbursement of matching funds so as to leverage existing public fiber assets to the greatest extent possible. The Oregon Department of Education shall provide a report on the disbursement of funds to the Joint Committee on Information Management and Technology during the first Legislative Days after the disbursement of funds. The report shall identify the schools benefitting from the matching funds, the status of any broadband deployments, the broadband speed available per user, and the extent to which the disbursements leverage existing public fiber.

Higher Education Coordinating Commission

The Subcommittee approved a net increase of \$65,049 General Fund for Higher Education Coordination Commission (HECC) operations to fill budget gaps related to Enterprise Technology Services (ETS) charges and funding for Client Services from the Department of Administrative Services (DAS). At the end of the 2017 legislative session, HECC had not yet received a firm estimate of the increased ETS charges resulting from the required move of post-secondary related data systems to the ETS servers. Now a firm estimate is known resulting in a \$263,275 shortfall in the HECC operations budget. The second shortfall is due to reducing the HECC operations budget twice for DAS Client Services charges as the agency hired staff to perform payroll and human resources functions formerly provided through DAS Client Services, leaving a \$161,774 General Fund gap in the budget. Also related to this second item is an \$11,030 increase in Other Funds expenditure limitation and \$198,541 increase in Federal Funds expenditure limitation. The combined \$425,049 General Fund budget hole is largely offset by \$360,000 of savings for Open Education Resources (HB 2729; 2017 Session) that are no longer required; the net result is the need for the \$65,049 General Fund.

The Subcommittee also approved continuation of nonlimited authority to HECC to make Other Funds expenditures necessary to disburse general obligation bonds sold during the 2013-15 biennium for the benefit of public universities. HECC has approximately \$31 million in bond proceeds from 2013-15 issuances that are expected to be disbursed during the 2017-19 biennium. An increase of \$1,219,645 in Other Funds expenditure limitation was also approved for HECC for the issuance costs of general obligation and Lottery bonds sold for public universities. These include XI-G, XI-Q, XI-F, and Lottery bonds.

A \$250,000 General Fund appropriation to HECC was approved for the Oregon Volunteers Commission for Voluntary Action and Service program. The primary program administered by this Commission is AmeriCorps which requires a state match for administrative costs. This program is currently in the Governor's Office and is being transferred to HECC effective July 1, 2018. Six positions (2.25 FTE) are established in HECC including three full-time positions -- Director (0.50 FTE), a Program Analyst 2 (0.50 FTE), Administrative Specialist 1 (0.50 FTE); and three part-time positions -- Accountant 2 (0.25 FTE), Procurement Specialist 2 (0.25 FTE), and Administrative Specialist 1 (0.25 FTE). An increase in Other Funds expenditure limitation of \$3,606,774 was also approved for the federally funded program administrative costs and for the AmeriCorps grants for the second year of the biennium. A General Fund appropriation of \$50,000 was approved for the Governor's Office to provide sufficient state match for the first year of the biennium, as well as a decrease in Federal Funds expenditure limitation of \$3,337,261 to reflect the transfer of the program to HECC in the second year of the biennium.

Two one-time appropriations were approved through HECC for public universities. The first is a \$250,000 General Fund investment for a Portland State University/Oregon Health and Science University Center for Violence Prevention Research, Education, and Practice. The work of the Center is to research identifying causal factors and other social determinants of health that are linked to various health conditions and dangerous outcomes (e.g., abuse or motor vehicle accidents), distribution of culturally and geographical appropriate best practices, and improved public awareness. Funding is to be distributed to the hospital operations component of the Oregon Health and Science University. The second appropriation of \$3,000,000 General Fund is to provide a portion of the match for federal funds for a project at Oregon State University's Northwest National Marine Renewable Energy Center (NNMREC). The project is the Pacific Marine Energy Center South Energy Test Site which is a wave energy test site off the Oregon Coast. An \$800,000 General Fund appropriation was provided in 2016 as part of the match for the first \$5 million in federal funds for this project; this \$3.0 million will help secure the remaining \$35.0 million in federal funds. An additional \$1.6 million state contribution may be required for the 2019-21 biennium for the project.

Debt service on outstanding Article XI-F (1), Article XI-L, and Article XI-G general obligation bonds issued for the benefit of the Oregon Health and Science University (OHSU) is transferred from the Department of Administrative Services (DAS) to the Higher Education Coordinating Commission (HECC). HB 4163 includes statutory changes necessary for the transfer, including the requirement that HECC request General Fund debt service on outstanding OHSU Cancer Challenge Article XI-G bonds and that HECC may enter into agreements with OHSU related to debt service payments. The amount of the transfers reflects a May 1, 2018 effective date. Debt service in DAS's budget for OHSU is reduced by \$11,785,250 General Fund (XI-G bonds) and \$21,346,063 (XI-F and XI-L bonds). The debt service budget for HECC is increased by \$11,760,817

General Fund and new limitation of \$21,069,924 Other Funds is established. The net difference in amounts between the two agencies reflects current projections of debt service needs for the 2017-19 biennium. Consolidating debt service on outstanding state bonds issued for the benefit of OHSU does not make or imply any changes to OHSU's long standing direct relationship with the State of Oregon by which OHSU is governed, and no authority over OHSU is being transferred or granted to HECC.

Chief Education Office

The Subcommittee approved a total 2017-19 budget for the Chief Education office of \$8,207,271 General Fund after factoring in the adjustments for employee compensation in this bill as well as the statewide savings included in HB 5006 (2017). The 2017 Legislature approved a net General Fund budget for the first year of the biennium of \$3,652,812 (\$4,022,118 in the agency's budget bill (HB 5522) minus the statewide savings of \$369,306 in HB 5006). HB 5522 also included a \$3,972,118 special purpose appropriation to the Emergency Board for the second year of the biennium. This bill adds to the first year's funding to also cover second year's costs, and repeals the special purpose appropriation from SB 5522 (2017).

The General Fund appropriation in this bill reflects the two-year amount authorized for the coordination and research role of the Office as well as the funding for the Statewide Longitudinal Data System (SLDS). This amount includes an increase of \$1,640,000 General Fund for the completion of developing the SLDS. The development of the SLDS was not completed during 2015-17 and \$1.9 million was reverted to the General Fund at the close of the 2017-19 biennium. This SLDS funding will be used to complete payment for the primary contractor, an extension of the third-party Quality Assurance contractor, costs to transition the SLDS to the updated version of the relational database management system at the State Data Center, and provide full funding for the project's state positions.

The appropriation amount reflects staffing changes from the first year of the biennium which moves the agency to more of a research organization given that the development of the SLDS is nearing completion. These changes include elimination of a Principal Executive/Manager (PEM) G position which was the STEM/CTE Director and a PEM E position which was the Education Innovation Officer. A PEM F position which acts as the Public Affairs Director is reclassified to an Operations and Policy Analyst 4. An Executive Specialist position was reduced to a half-time position. Finally, a Solutions Architect position was added to the SLDS staff. The result of these staffing changes reflects a decrease in FTE from 6.75 for the first year of the biennium to 5.75 FTE in the second year. As part of these changes, \$222,002 General Fund was provided for one Policy Advisor in the Governor's Office since the Chief Education Officer will no longer perform this function.

HUMAN SERVICES

Oregon Health Authority

HB 5201 adjusts the Oregon Health Authority (OHA) budget for updated program caseloads, costs, and revenues to “rebalance” the budget. This information was presented at the January 2018 meeting of the Interim Joint Committee on Ways and Means. At that time, the agency’s rebalance plan resulted in an overall General Fund shortfall of \$30.5 million. This net position included budget problems of \$51.5 million related to federal match rate changes, loss of hospital assessment revenue resulting from the delay caused by the referendum to repeal parts of HB 2391, and a community mental health General Fund shortfall related to marijuana tax revenues. Savings of \$21.1 million General Fund resulted mostly from Medicaid caseload savings and lower than budgeted Medicare premium costs. While total caseload is up, General Fund costs are down slightly.

The rebalance plan also increased Federal Funds expenditure limitation related to the increased caseload forecast, as well as federal funding adjustments that were missed in the legislatively adopted budget for the Hospital Transformation Performance Program and Hepatitis C treatment services.

The agency identified a number of budget risks, including caseloads, the implementation of new quality and access programs for the Oregon Health and Science University and rural hospitals, and several ongoing and emerging issues that the agency is in the process of analyzing.

The Subcommittee approved the agency’s rebalance plan, but with significant changes. The community mental health General Fund shortfall of \$16 million related to marijuana tax revenues was not funded. This issue will be resolved for the current biennium, assuming passage of SB 1555, and additional General Fund was not needed. This issue will need to be revisited for the 2019-21 budget. The Subcommittee also approved \$17.2 million of additional hospital assessment revenue remaining from the 2015-17 biennium, which will be used in the budget in place of General Fund. In addition, the Subcommittee approved several new budget adjustments. The final adjustments, before the transfer of eligibility services is considered, result in a decrease of \$3.5 million General Fund in the agency.

In addition, a total of \$39.0 million General Fund is moved from OHA to the Department of Human Services (DHS) to reflect the transition of all Medicaid eligibility services to DHS, based on an effective date of April 1, 2018. This includes the transfer of 476 positions (320.37 FTE), as well as costs associated with the ONE eligibility system. Total budget adjustments, including the transfer, result in a \$266.0 million increase in the agency’s total funds budget and a \$42.7 million reduction of General Fund. These numbers do not include budget changes related to employee compensation cost changes, which total \$18.1 million General Fund and \$30.2 million total funds, and are also included as part of HB 5201.

The Subcommittee recognized the ongoing risk of caseload forecast changes, as well as the potential risk in OHA of various eligibility and payment issues that are currently being analyzed. A special purpose appropriation of \$30 million is made to the Emergency Board for caseload costs or other budget challenges in either OHA or DHS.

A more detailed description by program area follows.

Health Systems Division

The budget adjustments in HB 5201 reflect a net \$39.5 million decrease in General Fund in the Health Systems Division (HSD), with a \$44.4 million increase in Other Funds expenditure limitation, a \$245.2 million increase in Federal Funds expenditure limitation, and a reduction of 477 positions (321.70 FTE). This includes a budget reduction of \$36.4 million General Fund because of the transfer of all eligibility services to DHS.

General Fund costs increase primarily as a result of the following issues. Final federal match rates for FY 2019 resulted in a General Fund cost of \$16.7 million for the biennium. In addition, the referendum to repeal parts of HB 2391 (2017) resulted in a loss of hospital assessment revenue of \$15 million which must be covered with General Fund. The referendum delayed the additional 0.7% assessment on larger hospitals from October 5, 2017 to January 1, 2018; that assessment cannot be imposed retroactively. Finally, a small increase in the community mental health caseload (Guilty Except for Insanity population) results in a need for \$0.9 million General Fund.

These costs are more than offset by General Fund savings in HSD. Medicare Part B premiums increased less than budgeted, resulting in a General Fund savings of \$3.8 million. Oregon pays these premiums for clients that are eligible for both Medicare and Medicaid. Savings of \$15.9 million General Fund result from the new Fall 2017 Medicaid caseload forecast, as compared to the Spring 2017 caseload forecast on which the legislatively adopted budget was based. Overall, the forecast is up 1.5% or about 15,000 clients, resulting in an increased total funds cost. However, categories with the highest increases include the Affordable Care Act population and the Children's Health Insurance Program, both of which have very high federal match rates. Categories showing decline include those with higher state costs, such as the Children's Medicaid Program and Pregnant Women. The net result is a savings to the General Fund, but an increase in Federal Funds expenditure limitation of about \$150 million. Additional hospital assessment revenue of \$17.2 million is available from the 2015-17 biennium, which will be used in the budget in place of General Fund. Finally, the forecast for tobacco tax revenues is up slightly, resulting in reduced need for General Fund of \$1.5 million.

The Subcommittee approved an additional \$245.2 million in Federal Funds expenditure limitation for HSD related to the increased caseload forecast, as well as federal funding adjustments that were missed in the legislatively adopted budget for the Hospital Transformation Performance Program and Hepatitis C treatment services. The net includes a reduction of Federal Funds limitation of \$98.4 million related to the transfer of eligibility services to DHS.

The Subcommittee approved a special purpose appropriation to the Emergency Board of \$2 million, to be available for rate increases for certain residential mental health service providers, if needed. The agency has also identified \$3 million of internal resources that can be used for this purpose. The agency is in the process of conducting a thorough rate analysis in order to produce a standard rate or set of rates. Currently, different providers are paid different rates, partly depending on when they originally signed contracts with the agency. In addition, not all providers can bill for all types of reimbursement. The agency began working on this analysis during the summer of 2017, starting with data collection from providers. Although additional data collection and analysis is needed, OHA hopes to review rates for those providers in the lowest range of per-bed revenues and operating margins by summer of 2018, in anticipation of an interim rate adjustment for these providers. After completion of data collection and analysis, another rate adjustment may be necessary for other providers. This work is not expected to be completed until the end of the year. Another \$152,500 General Fund is provided to OHA for actuarial services and to provide technical assistance to providers with data collection and billing.

General Fund was increased by \$950,000 to supplement existing funding for the school-based mental health capacity fund. This fund is run by OHA to provide funding to place mental health providers in school-based health centers and in schools without school-based health centers. The current 2017-19 funding level, before this addition, is \$8.1 million General Fund. While funding is primarily used to support mental health therapists, there are other needs for funding that support the therapists, such as rural transportation, reconfiguring school environments to support a suitable space, and materials for education and outreach. For purposes of building the 2019-21 budget, these programs are considered ongoing. The Subcommittee included the following direction:

Budget Note:

The Oregon Health Authority will use this additional funding to supplement the existing capacity grant program. Applicants should be encouraged to list potential community partnerships; other local, foundation or CCO financial participation; and how the efforts respond to adverse childhood experiences, critical mental or behavioral health challenges facing youth, or ensuring school and student safety. The proposals could be through direct funding of in-school services and/or leveraging other community resources and partnerships. The agency is encouraged to pass through these dollars to school and education service districts or their key partners, process applications in an efficient and timely manner, and to report back to the appropriate interim Committees by January 1, 2019 as to number of proposals received and project funding granted.

A General Fund appropriation of \$900,000 was approved to expand the current Oregon Psychiatric Access Line program at Oregon Health and Science University (OHSU). The program currently provides telephone or electronic real-time psychiatric physician consultations to primary care providers caring for children and adolescents. The funding resides in the OHA budget and is provided to OHSU through contract. This \$900,000 will allow the program to expand to provide access to the Oregon Psychiatric Access Line for primary care providers caring for individuals 19 years of age or older. For purposes of building the 2019-21 budget, these programs are considered ongoing.

The Subcommittee approved a General Fund appropriation of \$150,000 to help fund one-time capital costs for a sobering center located in Salem. This is a partnership among several groups, including the City of Salem, Marion County, Marion County Sheriff, Salem Police Chief, Salem Hospital, Mid-Willamette Valley Community Action Agency, and Bridgeway Recovery Services.

Health Policy and Analytics

The Subcommittee approved an Other Funds expenditure limitation of \$10 million to allow additional revenues received in the Health Care Provider Incentive Fund to be spent on workforce training programs and/or provider incentive programs. It is anticipated that the inter-governmental transfer mechanism with OHSU that is related to fee-for-service expenditures will generate roughly \$8-10 million during the 2017-19 biennium that will be available for these programs. For purposes of building the 2019-21 budget, these programs are considered ongoing.

Public Health

HB 5201 includes \$0.7 million General Fund to support rising caseloads in the Breast and Cervical Cancer Screening Program because of increased outreach, at the same time as the Komen grant revenues for the program have declined over time. Based on agency projections, this funding will allow the program to adequately serve the over-50 age group. The intention is that younger women (of reproductive age) will be able to access screenings through the CCare program and the new funding from HB 3391, which funds reproductive health services for women who are eligible for Medicaid except for their immigration status. The agency will continue to monitor the caseload and service levels for these programs to be sure that specific gaps in coverage do not result from these changes.

The CCare program closed out the 2015-17 biennium with an excess of \$3 million Other Funds revenues. These were distributions of revenue from the Medical Marijuana Program during the 2015-17 biennium; CCare no longer receives medical marijuana revenues in the 2017-19 biennium. These revenues will be returned to the Medical Marijuana Program. It is anticipated that additional resources will be needed in the Medical Marijuana Program during the 2019-21 biennium.

The Subcommittee approved an additional 4 positions (2.62 FTE) for the Medical Marijuana Program. That 2.62 FTE includes increasing two existing partially funded positions to full-time. As a part of SB 1057, the major marijuana bill from the 2017 session, this program was reduced by 16 positions. In addition, 6 more vacant positions were eliminated as part of the agency budget. All Compliance Specialists were eliminated from the staff as of July 1, 2018. At the time, it was estimated that most processors, dispensaries, and growers would move to the recreational marijuana program under the Oregon Liquor Control Commission (OLCC). While most processors and dispensaries have moved, most of the 30,000 growers still remain with OHA. It is essential that the program has the capability to do the compliance work necessary to enforce medical marijuana laws, as well as maintain administrative functions. An increase of \$1.4 million Other Funds expenditure limitation is included. The appropriate staffing level for this program will be reexamined as part of the agency budget process during the 2019 legislative session, when more data is available on numbers of growers remaining with the Medical Marijuana Program.

SB 1057 also required OHA to enter into an agreement with OLCC to use its cannabis tracking system to track the propagation, processing and transfer of medical marijuana. The bill also required OHA to establish a new fee to cover these costs and to transfer all resulting revenue to the Marijuana Control and Regulation Fund for use by OLCC to pay program costs. OHA implemented, by rule, an annual fee of \$480, identical to the fee already in place for recreational marijuana users of the system. This is expected to result in \$3.6 million of revenues to be transferred to the Fund. A budget adjustment of \$3.6 million Other Funds expenditure limitation is included allowing the agency to transfer those resources.

Two positions (0.50 FTE) are added to the Health Licensing Office to address the added workload associated with HB 4129, issuing residential care facility administrator licenses. The additional Other Funds expenditure limitation needed for this change can be absorbed within the agency's existing expenditure limitation.

The budget includes an increase of \$10.8 million Other Funds expenditure limitation, which allows the agency to spend available revenues on enhancements to the Women, Infants, and Children (WIC) Information System Tracker. These revenues were recovered through a lawsuit after an earlier WIC contractor failed to fulfill contract requirements.

Central Services/Statewide Assessments and Enterprise-Wide Costs

Budget adjustments include the use of leftover bond proceeds from the Oregon State Hospital Replacement Project to pay debt service, freeing up \$1.4 million General Fund for other purposes. The transfer of eligibility services and the ONE system to DHS results in a reduction of \$2.8 million General Fund in Statewide Assessments and Enterprise-wide Costs. This includes the transfer of funding needed to pay usage-based assessments related to the Processing Center, such as Enterprise Technology Services, as well as facility costs, starting April 1, 2018.

Department of Human Services

Many of the budget adjustments in HB 5201 for the Department of Human Services (DHS) are driven by actions needed to rebalance the agency's budget and realign work between DHS and the Oregon Health Authority (OHA). At the January 2018 meeting of the Interim Joint Committee on Ways and Means, the agency presented a rebalance report tied to several dynamics affecting DHS' budget. These include savings or funding gaps due to changes in caseload and costs increases; costs associated with negotiated collective bargaining agreements for non-state employees; and other program changes or issues arising since the 2017 legislative session.

Overall, the DHS rebalance plan projects savings of \$4.3 million General Fund; the calculation assumes availability of \$9.7 million from the special purpose appropriation for non-state employees and excludes the transfer in of Medicaid eligibility staff from OHA since those additional costs also come with funding from OHA. The \$4.3 million in General Fund savings consists of \$20.1 million in net savings from caseload and cost per case updates offset by \$15.8 million in other costs, which are mostly due to a decrease in the federal Medicaid match rate.

The rebalance plan approved by the Subcommittee is generally consistent with the DHS request from January; initial rebalance assumptions around cost projections in the Intellectual and Developmental Disabilities (IDD) and Employment Related Day Care (ERDC) programs have been modified. Notably, the revised IDD assumptions will allow the agency to delay action on program eligibility or service changes until at least next biennium; this timeframe supports further vetting of options during the 2019 legislative session, if warranted or desired. Since the January report, the timing of the formal transition of Medicaid eligibility services to DHS from OHA was shifted from March 1 to April 1, 2018, which drives different numbers for that action.

The Subcommittee also approved new budget adjustments or investments, including the agency's request to use rebalance savings to address workload and backlog issues in the background check unit. Additional funding was provided for Oregon Food Bank and positions were added to help the Child Welfare program address its most immediate needs.

While many issues are covered in the DHS rebalance plan and by other budget adjustments, budget risks do remain. These include changes to caseloads based on future forecasts, the agency's ability to manage personal services expenditures including cost of living increases or other bargained costs, volatility in usage-based costs or charges for services, assessment of federal program penalties, federal law or funding changes, and legal costs. The Subcommittee acted on these risks by, as noted previously, approving a \$30 million special purpose appropriation to the Emergency Board for both DHS and OHA to access if caseload costs or other budget challenges prove to be unmanageable.

A more detailed description of significant budget changes by program follows.

Self Sufficiency Programs

The budget adjustments approved by the Subcommittee for the Self Sufficiency Programs (SSP) increase the budget by \$44.8 million General Fund (\$137.3 million total funds) and 475 positions (319.66 FTE). The increase is primarily due the transition of Oregon Health Plan eligibility work and staff from OHA to DHS.

The fall 2017 forecast projects the 2017-19 overall Supplemental Nutrition Assistance Program (SNAP) caseload to be 5.3% lower than earlier estimates, which equates to serving 6,759 fewer households over the biennium. Caseloads in the Temporary Assistance for Needy Families (TANF) cash assistance programs are up 2.5% from the spring numbers, at a biennial average of 18,559 families. The associated cost of \$5.8 million is covered by one-time federal TANF carryforward in the DHS rebalance plan.

Since the TANF caseload number went up with the fall forecast, there are no cost savings for the agency to calculate and report on as directed in a budget note contained in the budget report for HB 5006 (2017). The next checkpoint for calculating savings will be upon completion of the next biannual caseload forecast, which is the spring forecast expected to be finalized by May 2018.

The Subcommittee approved \$300,000 General Fund, on a one-time basis, for distribution to the Oregon Food Bank for improvements in cold storage infrastructure. Funding will help the state's food bank network upgrade and expand commercial refrigerators, freezers, mobile coolers, and refrigerated trucks.

Initially, the DHS rebalance proposed repurposing \$2.7 million General Fund within the SSP budget to ensure adequate capacity for supporting both the ERDC and the Teen Parent programs. Upon further review, the agency plans to continue to manage the caseload at the highest level possible – but still under budget – by using the reservation list, which was activated in November 2017. The Subcommittee approved \$1,904,453 General Fund from the \$10 million special purpose appropriation made to the Emergency Board for non-state employees to cover higher rates negotiated for SEIU (effective 10/1/17) and AFSCME (effective 1/1/18) child care providers. While sound estimates are used to project these costs, changes in the ERDC caseload composition or provider changes later in the biennium may decrease the purchasing power of the program's budget. The agency is also experiencing some provider attrition, which adds another layer of complexity to the program capacity balancing act; based on latest costs projections DHS is still expecting to serve an average of about 8,300 families over the biennium.

Another \$750,000 General Fund was approved, also sourced by the special purpose appropriation, for one-time training costs for SEIU and AFSCME child care providers. The funding will be spent by DHS as a pass-through to the Early Learning Division (ELD) within the Oregon Department of Education; ELD will use the dollars to expand existing contracts with Portland State University to support the training.

Consistent with legislative discussions and effective September 1, 2017, OHA operationally shifted management of its Medicaid eligibility work to DHS; the move is intended to help centralize and streamline eligibility processes. The related budget adjustment approved by the Subcommittee reflects a "lift and place" of the OHP processing center into SSP, which adds \$35.5 million General Fund, \$96.5 million Federal Funds expenditure limitation, and 474 positions (318.86 22 FTE). A corresponding decrease is in the OHA budget; these values reflect an April 1, 2018 transfer date.

Other costs affecting the SSP budget in the rebalance plan approved by the Subcommittee include \$1.2 million General Fund to pay for a phone system contract for the OHP processing center; the expenditure was not in the OHA budget so it is not covered in the transfer. One position (0.79 FTE) is added to prevent a double fill and support activities under the My Future My Choice program, which is supported with federal dollars. The budget includes technical adjustments and transfers, the largest of which is a transfer of \$24.3 million Federal Funds to Child Welfare to realign TANF expenditure limitation. HB 5201 also adds \$13.8 million General Fund (\$13.8 million total funds) for this program's share of the statewide salary distribution.

The approved rebalance also includes a technical adjustment to more evenly distribute reductions taken during the legislative session; these are related to Department of Administrative Services' assessments and charges that ended up hitting some programs disproportionately. The adjustment affects other programs and is net-zero agencywide.

Child Welfare

The budget approved by the Subcommittee for Child Welfare (CW) reflects increases of \$29.0 million General Fund, \$7.9 Other Funds expenditure limitation, \$46.2 million Federal Funds expenditure limitation, and 177 positions (76.94 FTE). This amount includes \$9.9 million General Fund (\$16.9 million total funds) from the statewide salary adjustment.

Budget adjustments include the DHS rebalance plan as presented in January 2018; forecasts for all individual caseloads within CW grew between the spring and fall forecasts, driving a net increase of \$8.2 million General Fund (\$16.7 million total funds) between caseload and changes in cost per case growth. The overall number of children served is expected to average 22,321 over the biennium, which is an increase of 3.4% from the prior forecast. The approved rebalance also reflects an increase of \$0.7 million General Fund due to an update in the Federal Medical Assistance Percentage (FMAP). Based on the latest federal estimates, the 2017-19 biennial average FMAP rate will decrease from 63.53% to 63.33%, which raises the state contribution and reduces federal support. This rate change also affects other agency programs.

Other and Federal Funds expenditure limitation increases support a federal grant, capture federal match on applicable child savings, and provide for the purchase of software and technical assistance supporting domestic and sexual assault programs. Position clean-up actions reclassify four positions and a net decrease of 0.04 FTE. Technical adjustments and transfers account for a decrease of \$4.1 million General Fund (total fund increase of \$18.1 million); this includes the movement of 9 positions (9.00 FTE) from CW to Shared Services to help improve coordination between investigations and regulatory oversight of child caring agencies. The net total funds increase is driven by the \$24.3 million Federal Funds related to TANF transferred to CW.

In addition to rebalance adjustments, the Subcommittee added \$750,000 General Fund to the budget for three initiatives supporting foster parents; the funding was obtained from a special purpose appropriation established in SB 5526 (2017) for this use. DHS convened a statewide workgroup to identify a set of services to help support foster parents. About 60% of the funding would go to respite care, paying for a mix of services for both group (Foster Parents' Night Out model) and child-specific services. The program plans to spend 25% on training experienced foster parents to be mentors; these parents will provide support to new foster parents by helping them meet the needs of children in care and navigate the system. The remaining 15% will be used to cover immediate needs, such as purchasing a car seat or crib, of a child or sibling group in a foster home.

The approved spending plan also includes an adjustment to budget changes approved in SB 5526 (2017). These are connected to SB 102 (2017), which established an account to capture and spend savings required under federal law; these are state monies that would have been spent on adoption assistance if the federal government had not begun to help pay for more placements. During the 2017 session, enough funding (\$3.3 million) was moved to the account to support a program (October 1, 2017 start date) paying working foster parents caring for children (ages 0 through 3) a \$300 monthly stipend to defray the cost of child care. Since the 2017 session, DHS identified additional savings for another transfer

of \$6.5 million in 2017-19; with this transfer plus federal match, about \$10 million total funds will be available for childcare stipends in 2017-19. Assuming an April 1, 2018 start date, this funding level supports a higher stipend of \$375 per month, includes children ages 0 through 5, and is expected to serve close to 1,300 children when fully implemented. The \$10 million spending level is tied to federal rules which allow only 70% of the savings to be used for this new program, the remaining 30% must be spent on post-adoption and/or post-guardianship assistance activities. With the current funding mechanism, the stipend should be sustainable at this level going forward, if caseload and savings projections hold.

To address ongoing concerns from both executive and legislative leadership about child safety and staff workload in CW, the Subcommittee also approved \$13.3 million General Fund, \$4.5 million Federal Funds expenditure limitation, and 186 positions (85.90 FTE). The funding supports a thoughtful and incremental roll-out of this supplemental position authority, as the Subcommittee recognized the agency is currently challenged to fill already existing vacant positions. The budget package also includes positions dedicated to CW recruitment efforts, which is expected to help the agency make progress in filling and reporting on positions. The following positions are approved:

Child Welfare Staffing Increase - February 2018

Start Date	Class	Role	General Fund	Federal Funds	Total Funds	Pos	FTE
Apr-18	SSA	Case Aide	\$ 2,135,125	\$ 532,575	\$ 2,667,700	25	15.75
Apr-18	HRA3	Recruiting	\$ 236,890	\$ 59,036	\$ 295,926	2	1.26
Jul-18	SSA	Case Aide	\$ 1,640,001	\$ 409,115	\$ 2,049,116	23	11.50
Jul-18	PEMC	Manager	\$ 354,453	\$ 88,343	\$ 442,796	4	2.00
Jul-18	SSA	Case Aide	\$ 1,782,610	\$ 444,690	\$ 2,227,300	25	12.50
Jul-18	SS1	Caseworker	\$ 2,153,355	\$ 947,045	\$ 3,100,400	25	12.50
Jul-18	OS2	Office Specialist (Case Support)	\$ 1,557,410	\$ 388,440	\$ 1,945,850	25	12.50
Oct-18	PEMC	Manager	\$ 210,547	\$ 52,484	\$ 263,031	3	1.14
Oct-18	SS1	Caseworker	\$ 1,708,060	\$ 836,090	\$ 2,544,150	25	9.50
Jan-19	PEMC	Manager	\$ 155,261	\$ 38,716	\$ 193,977	3	0.75
Jan-19	SS1	Caseworker	\$ 1,262,840	\$ 725,160	\$ 1,988,000	25	6.25
Jan-19	HRA3	Recruiting	\$ 52,327	\$ 13,043	\$ 65,370	1	0.25
Total			\$ 13,248,879	\$ 4,534,737	\$ 17,783,616	186	85.90

In addition to direct funding, the Subcommittee also approved a \$2.5 million special purpose appropriation to the Emergency Board for the program to access as the agency continues to develop and implement its action plan to improve child safety, stabilize the workforce, and help foster families. The CW program will report on these efforts as part of the interim reporting required under a budget note in the budget report for SB 5526 (2017).

Vocational Rehabilitation

The budget approved by the Subcommittee for Vocational Rehabilitation (VR) reflects increases of \$0.5 million General Fund, along with \$5,910 Other Funds expenditure limitation and \$4.5 million Federal Funds expenditure limitation. No changes are made to position counts or FTE; total funds of \$1.6 million cover the statewide salary adjustment for this program.

The fall 2017 forecast projects the 2017-19 VR caseload to be about 8.4%, or 820 clients, higher than the spring estimate. With a recent award of \$3.4 million in federal reallocation dollars, the program is hoping to continue to avoid activating the Order of Selection (priority wait list) in 2017-19. The rebalance request approved by the Subcommittee contains the additional expenditure limitation to spend the reallocation funding. One position is reclassified in the rebalance plan.

The rebalance also includes a technical adjustment to more evenly distribute reductions taken during the legislative session; these are related to Department of Administrative Services' assessments and charges that ended up hitting some programs disproportionately. The adjustment affects other programs and is net-zero agencywide.

Aging and People with Disabilities

Budget adjustments made by the Subcommittee for the Aging and People with Disabilities (APD) program reflect a decrease of \$4.7 million General Fund, an increase of \$33.2 million Other Funds expenditure limitation, a decrease of \$35.2 million Federal Funds expenditure limitation, and a net decrease of 2 positions (2.00 FTE). Total funds of \$8.7 million cover the statewide salary adjustment for this program.

The 2017-19 legislatively adopted budget included higher rates for Community Based Care providers (Assisted Living, Residential Care, Memory Care, and In-home Agency). The Subcommittee added \$1,180,695 General Fund and \$2,467,705 Federal Funds expenditure limitation to augment the rate increase scheduled for July 1, 2018. When coupled with \$2.2 million General Fund in savings from an expected lower than budgeted nursing facility rate in the second half of the biennium and matched with \$7.2 million in Federal Funds, rates will increase by 5% instead of 2.5% on that date. These same providers received a 5% rate increase on July 1, 2017.

As noted in the Emergency Board overview section, the Subcommittee approved a \$300,000 special purpose appropriation to be allocated to the DHS Aging and People with Disabilities program to increase access to ventilator-assisted services in nursing facilities. The agency may

request these funds, which are anticipated to help cover a higher rate paid for these services, after completing work under the following budget note, which was also approved by the Subcommittee:

Budget Note:

The Department of Human Services shall work with the Oregon Health Authority to develop a plan to increase access to ventilator-assisted services in nursing facilities, effective January 1, 2019. The plan should address criteria used to enroll nursing facilities and respiratory providers; the rate methodology proposed for compensating these services; state Medicaid plan amendments and administrative rules required to implement this initiative; any information technology changes needed to support the program; the projected costs for these services in the 2017-19 and 2019-21 biennium for the two agencies; and any other actions needed or barriers to be mitigated before service implementation. The Department shall prepare and submit a report containing the plan elements to the Emergency Board prior to October 1, 2018.

A rebalance plan based on the fall 2017 caseload forecast was also approved by the Subcommittee. While, overall, long term care caseloads are 1.8% below the spring 2017 forecast (a decrease of 655 clients), nursing facilities' caseloads are 3.2% higher. That change plus an increase in cost per case is driving a need of \$8.5 million General Fund (\$28.9 million total funds). However, these costs are more than offset by net savings of \$17.3 General Fund (\$57.7 total funds) across the in home and community based care caseloads. These savings also help cover increased costs due to the FMAP change; in APD that shifts \$5.9 million in costs from federal dollars to state General Fund.

The rebalance also includes a management action decreasing the budget by \$10 million General Fund (\$31 million total funds) to account for the caseload forecast not yet capturing the decrease in caseload expected to occur from strengthening the level of care assessment. This change was not implemented until after data used for the fall forecast were captured. The agency will be tracking eligibility changes for clients to determine the associated impact on the caseload and to ensure savings will not be double counted in future rebalances.

There is also risk that the actual caseload reduction may be offset by costs; some of these are tied to providing ongoing supports to people who would have otherwise become homeless, been evicted, or are at risk of abuse or exploitation. In addition, a recent legal agreement requires APD to pause policy and rule changes affecting hours and eligibility that were implemented last summer and fall. This means most consumers will be temporarily restored to their prior level of care while the agency and advocates negotiate future standards and procedures for in-home and residential care, which will affect expenditures. This work is expected to be done by May 2018.

The APD budget is also affected by collective bargaining for non-state workers. The Subcommittee approved \$1,340,585 General Fund from the \$10 million special purpose appropriation made to the Emergency Board for non-state employees to cover higher adult foster care rates. Based on negotiations, rates will increase by 2.0% on February 1, 2018 and again by 4.5% on January 1, 2019. To cover a \$0.15 per hour wage increase

for home care workers effective April 1, 2018, the Subcommittee approved \$2,625,292 also originating from the special purpose appropriation. Collectively, these non-state worker costs will be matched with just over \$7.6 million Federal Funds.

To meet federal program requirements, the approved rebalance adds \$31.2 million Other Funds expenditure limitation for waived case management services. The additional limitation is needed to separately track program expenditures and receive the allowed higher match rate.

Technical adjustments and transfers account for a net decrease of \$0.7 million General Fund (\$2.0 million total funds). Actions include the transfer of positions between APD and other programs, driving a net decrease of one position (1.00 FTE). Other position actions include reclassifying one position and abolishing one position (1.00 FTE).

Intellectual and Developmental Disabilities

Budget adjustments made by the Subcommittee for the Intellectual and Developmental Disabilities (IDD) program reflect an increase of \$3.2 million General Fund, an increase of \$111,296 Other Funds expenditure limitation, a decrease of \$12.2 million Federal Funds expenditure limitation, and a net increase of 11 positions (7.70 FTE). Total funds of \$4.6 million cover the program's statewide salary adjustment.

The Subcommittee acknowledged the program's revised plan toward meeting a generic \$12 million General Fund reduction approved in the 2017-19 legislatively adopted budget. Instead of making eligibility or other program changes to meet the target, the agency will manage the reduction with management actions. These actions are spending \$1.3 million less on housing maintenance contracts and rent subsidies, based on an updated assessment of needs; reducing ability to respond to cost per case by volatility by \$6.0 million, based on recent cost per case actuals; and assuming approximately \$6.0 million in enhanced federal match for system work, pending federal approval. While these changes do not address long term budget sustainability, they do allow the agency to continue its work with stakeholders on IDD program changes that can help bend the cost curve. There is also some risk that these assumptions, particularly around cost per case, may not hold and possibly require legislative budget action before the end of the biennium.

The rebalance actions approved by the Subcommittee reflect decreases in both case management enrollment and services' caseloads from the previous forecast, at 3.2% lower overall or 1,527 fewer clients over the biennium. However, individuals are expected to be served in higher cost settings (group homes), which is a cost driver. The net projected budget effect is a decrease of \$9.2 million General Fund (\$31.6 million total funds). This helps offset FMAP General Fund impacts; for IDD the rate change shifts \$6.3 million in costs from federal to state funding.

The approved plan also uses \$0.7 million General Fund (\$1.4 million total funds) in savings to pay for an error made in building the 2017-19 budget. Workload model positions (case managers) supporting children with intensive medical and/or behavioral needs were overlooked; these caseloads have collectively grown by more than 20% over the last two years. A total of 10 positions (6.70 FTE) are funded.

The IDD budget is also affected by collective bargaining for non-state workers. The Subcommittee approved \$1,165,140 General Fund from the \$10 million special purpose appropriation made to the Emergency Board for non-state employees to cover higher adult foster care rates. Based on negotiations, rates will increase by 2.0% on July 1, 2018. To cover a \$0.15 per hour wage increase for personal support workers, effective April 1, 2018, the Subcommittee approved \$1,902,412 from the same special purpose appropriation. Collectively, these non-state worker costs will be matched with just over \$6.9 million Federal Funds.

The approved budget changes include technical adjustments and transfers increasing the IDD budget by \$0.8 million total funds and transferring in one position (1.00 FTE) from APD.

Central Services

For this program, the Subcommittee approved a budget increase of \$294,639 total funds and one position (1.00 FTE). The changes tie to a rebalance action transferring in a human resources position from OHA (1.00 FTE); this is a companion action to the lift and place transfer of OHP eligibility between the two agencies. Technical adjustments and transfers account for a net decrease of \$0.2 million total funds. Five compliance specialist positions are also reclassified in the agency's plan. An additional \$255,557 total funds for the statewide salary adjustment is also part of the overall increase.

Shared Services

The budget approved by the Subcommittee for Shared Services is a net increase of \$14.9 million Other Funds expenditure limitation and 45 positions (44.80 FTE) over the legislatively adopted budget. Adjustments include the net transfer in of 11 positions (11.00 FTE) from various programs, including positions from Child Welfare noted previously. Other changes are due to position realignment between agency programs (in both DHS and OHA) and Shared Services after new positions are approved in the budget; sometime programs request and carry the budget for shared components directly during budget build. For the statewide salary adjustment, \$3.5 million Other Funds expenditure limitation is added.

Other position actions move one position (1.00 FTE) in from OHA due to the OHP processing center transition. The approved rebalance plan also includes several actions to clean-up positions: reclassifications upward and downward; abolishing and establishing positions; and bringing part-time positions to full-time. These changes will allow DHS to alleviate several double fills and make positions more consistent with how they are really being used. Effective April 1, 2018, a procurement position is transferred to the Department of Administrative Services (DAS), which reduces the budget by \$152,247 Other Funds and one position (0.63 FTE). The position supports the consolidation of certain information technology contracting work at DAS.

In response to a DHS request from January 2018, the Subcommittee approved the use of General Fund savings from rebalance to support adding positions to the Background Check Unit (BCU), which is part of Shared Services. The corresponding budget increase for the program is

\$6,644,952 Other Funds expenditure limitation and 33 positions (24.75 FTE). With these positions in place, BCU expects to see the processing backlog drop down to 2 weeks by December 2018; currently many checks take more than 8 weeks and sometimes 10 weeks or longer.

Just over half of the projected cost is for positions or position-related expenditures, with the bulk of the remainder going to cover fingerprint processing fees charged by the Department of State Police and the Federal Bureau of Investigation. Currently BCU does not recover any costs from individuals or entities undergoing background checks; costs are covered by the applicable DHS and OHA programs. Subject individuals include agency employees, home care workers, personal support workers, child care providers, child caring agencies, child welfare providers, direct support professionals, residential care facilities, nursing facilities, and adult foster homes. About 80% of the work is related to DHS programs.

State Assessments and Enterprise-wide Costs

The budget approved for this program by the Subcommittee reflect net increases of \$15.5 million General Fund, \$228,063 Other Funds expenditure limitation, and \$15.1 million Federal Funds expenditure limitation. Drivers include an increase of \$3.4 million General Fund (\$10.3 million total funds) due to the OHP processing center move; these funds are transferred from OHA and cover rent, utilities, telecommunications, information technology, and other centralized costs associated with these positions. The approved rebalance contains a shift of \$0.6 million total funds from OHA to DHS to transfer rent, utilities, and janitorial costs for part of a Salem building (Cherry City Business Center). OHA has vacated the space and DHS, which already occupies part of the building, needs more square footage.

To support the additional BCU resources, the Subcommittee added \$4,281,343 General Fund, \$161,472 Other Funds expenditure limitation, and \$2,202,137 Federal Funds expenditure limitation; these adjustments allow the shared services funding line to cover the costs of the 33 positions (24.75 FTE) added to the unit.

Technical adjustments and transfers account for an increase of \$5.0 million General Fund (\$8.9 million total funds), primarily to align the assessment budget with policy package changes in program budget structures. Changes tied to position transfers affecting Shared Services are also included. Funding for the statewide salary adjustment is also included, at \$4.6 million totals funds; this primarily covers increased costs tied to collective bargaining for Shared Services positions.

Long Term Care Ombudsman

Budget adjustments for this agency include a technical action shifting \$28,639 General Fund between programs; the statewide inflation reduction taken in HB 5006 (2017) was incorrectly calculated, removing too much funding from the Long Care Ombudsman budget structure and not enough from the Oregon Public Guardian (OPG) structure. The change nets to zero agency-wide.

The Subcommittee also eliminated a \$200,000 General Fund special purpose appropriation to the Emergency Board for costs associated with the public guardian and conservator program HB 5021 (2017) and directly appropriated the same amount to the agency for the OPG program. The special purpose appropriation was sourced by funding removed from the OPG 2017-19 budget during the legislative process. In January 2018, as directed by a budget note, the agency reported on several steps taken to help manage program spending. These include minimizing legal costs, streamlining banking processes, and maximizing caseload capacity. Since the 2017 legislative session, the program has refocused its work, with an emphasis on developing the volunteer program and working with local entities to provide services. Regarding pro bono services, OPG is also developing a concept that would tap professional fiduciaries to act as volunteer deputies. In turn for helping OPG with cases, fiduciaries would receive training and experience that could also be used to meet professional continuing education requirements.

The \$200,000 General Fund restored to the program will pay for two permanent, full-time Deputy Guardian positions (Program Analyst 2 classification) effective July 1, 2018 (1.00 FTE). The positions will be out-stationed in rural areas of the state, which will overcome barriers to contracting in certain areas, provide maximum support for volunteers, and expand program access. With these resources, OPG should be able to serve a minimum of 40 additional clients and possibly more as the volunteer program evolves.

JUDICIAL BRANCH

Judicial Department

The Subcommittee increased the General Fund appropriation for judicial compensation by \$735,683, for the 2017-19 biennium costs of providing a \$5,000 per year salary increase to all statutory judges, beginning on July 1, 2018. The judicial salary increase is enacted by House Bill 4163, the 2018 session program change bill. The total fiscal impact of the salary increase will be \$1,300,000 General Fund in the current biennium. This cost will be financed from the combination of the General Fund appropriation increase and the carryforward of \$564,317 General Fund from the prior biennium. The cost of the salary increase will rise to approximately \$2,600,000 General Fund beginning with the 2019-21 biennium, when it will be in effect for the full twenty-four months of the biennium.

The Subcommittee increased the General Fund appropriation for operations by \$2,378,568, to avoid employee layoffs, furloughs, court closures, and other significant public service reductions during the second year of the current biennium. The Judicial Department presented a \$5.3 million General Fund request for this purpose to the interim Joint Committee on Ways and Means in January 2018. The combination of the approved General Fund increase, the distribution of General Fund to the Department for employee compensation costs, and the carryforward of General Fund from the prior biennium, will support the expenditure level targeted in the January 2018 request and enable the Department to avoid additional service reductions.

The Subcommittee also acknowledged receipt of a compensation plan change report required under ORS 8.105 (1). The report is posted on the Oregon Legislative Information System website under the Capital Construction Subcommittee March 2, 2018 meeting materials. The

Department reported that the Chief Justice has approved the same provision in the executive branch compensation plan for management service and unrepresented employees, whereby effective February 1, 2019, salaries are increased 6.95% and responsibility to pay the 6% PERS pick-up switches from the employer to the employee. The changes do not affect judges, and are projected to cost \$854,000 General Fund and \$62,800 Other Funds during the 2017-19 biennium. The costs will be covered within the legislatively approved budget provided in this bill.

Public Defense Services Commission

The Subcommittee increased the General Fund appropriation for professional services by \$1,340,000, to expand the Parent Child Representation Program. This program works to improve the quality of legal representation for parents and children in juvenile dependency and termination of parental rights cases. The program currently operates in three counties. The funding will be used to expand the program to Coos and Lincoln counties, beginning July 1, 2018. The cost of this expansion will double to \$2,680,000 General Fund in the 2019-21 biennium, when it will be in effect for the full twenty-four months of the biennium.

The Subcommittee also approved a one-time General Fund appropriation of \$450,000 to fund an Oregon-specific caseload standards study and an assessment of Oregon public defense services. The Commission will work with the American Bar Association for a study to develop standards for the time attorneys need to adequately represent clients in various case types, and to develop associated workload/caseload standards. The Commission will also work with the Sixth Amendment Center to assess the status of public defense services in the state.

The Subcommittee also approved an adjustment to the calculation of the 2019-21 biennium current service level for professional services. The Commission is instructed to add \$4.2 million General Fund to the current service level as otherwise historically calculated. This adjustment is intended to address concerns about contract rate amounts paid to trial-level public defense contract and hourly-paid providers. The amount is calculated to equal the cost of providing a 2% increase in rates for the full twenty-four months of the 2019-21 biennium, however, it is understood that the Commission may choose to allocate the funds in another manner to best address concerns about provider pay.

LEGISLATIVE BRANCH

The Subcommittee approved a net-zero General Fund rebalance. The adjustments include reductions to agency budgets to account for higher than anticipated reversions from the 2015-17 biennium, appropriately split reversions between Legislative Administration Committee (LAC) and the Legislative Policy and Research Office as those budgets became newly separated agency budgets beginning this biennium, and to accommodate LAC projects including closed captioning, online training, and additional ADA and diversity needs, including one additional position (0.50 FTE) dedicated to such work. In addition to projects funded through rebalance described above, \$700,000 General Fund is provided to LAC for workplace improvements for the Legislative Branch. The Subcommittee approved increasing Other Funds expenditure limitation by \$151,550 for costs of issuance on Article XI-Q general obligation bonds authorized in SB 5702 for the Capitol Accessibility,

Maintenance, and Safety project. Costs of issuance will be paid with bond proceeds. Bonds are scheduled to be sold in spring 2019, so no additional debt service is due in the 2017-19 biennium. An adjustment to debt service is also included, which results in a General Fund reduction of \$48,618 and an increase in Other Funds expenditure limitation of \$48,619. An increase of \$250,000 Other Funds expenditure limitation is included for the Legislative Counsel Committee for ongoing staffing and office needs.

NATURAL RESOURCES

Department of Agriculture

The Subcommittee increased, on a one-time basis, constitutionally dedicated Lottery Funds expenditure limitation by \$846,821 and authorized 13 limited duration positions (5.37 FTE) for additional costs related to Japanese beetle eradication efforts. During the 2016 invasive pests trapping season, the Oregon Department of Agriculture (ODA) trapped a record number of Japanese beetles in the Cedar Mill and Bethany neighborhoods in NW Portland. Early in the 2017 legislative session, ODA received \$801,380 constitutionally dedicated Lottery Funds for the 2015-17 biennium to begin a five-year eradication effort. An additional \$1,113,115 in constitutionally dedicated Lottery Funds was included in the ODA budget for 2017-19 for continuing eradication costs. During the 2017 eradication project, even more beetles were trapped in this area and were found in areas surrounding the initial treatment area, as well as in traps at the Portland airport, Swan Island, and Douglas County. The increase in areas needing treatment, coupled with higher than anticipated costs to maintain the quarantine and dispose of green waste in the existing treatment area, will require additional resources beyond what was approved in the 2017-19 adopted budget for ODA. In addition, the Lottery Funds allocation for the Department was increased by \$1,359,653 to pay for any additional eradication efforts as needed. The Department would need to request an increase in expenditure limitation from either the Emergency Board or the Legislature to spend this additional Lottery Funds allocation.

A technical adjustment was also approved that reduced the Certifications Program Other Funds expenditure limitation by \$16,836 and 0.10 FTE to correct an error in the position count that occurred when a position budgeted in two programs was eliminated.

Department of Environmental Quality

The Subcommittee approved a one-time increase of \$1,917,084 General Fund, \$2,965,300 Other Funds expenditure limitation, and the addition of months to six existing limited duration positions (3.38 FTE) to continue planning and begin development of an environmental data management system (EDMS). The Other Funds represent the portion of the proceeds from the sale of \$5 million Article XI-Q bonds that will be spent in the 2017-19 biennium and includes \$70,000 for the cost of issuing the bonds. This funding is to be used to implement the foundational build of a customized off-the-shelf software solution that will replace multiple outdated and disparate information technology systems currently in use at the Department of Environmental Quality (DEQ). The EDMS project will improve regulatory processes, provide a common platform to receive and share environmental information, and support e-commerce and web-based interactions. Of the total General Fund appropriated,

\$833,867 will pay the debt service on the \$5 million in 2017-19 as the bonds are scheduled to be sold May 2018. The remaining \$1,083,217 General Fund will be used to update and complete foundational documents required to complete Stage Gate 3 endorsement, prepare the Request for Proposal, and pay a Quality Assurance contract. Early estimates indicate the EDMS project will cost \$18 million when completed.

The Subcommittee approved an Other Funds expenditure limitation increase of \$17,834,248 to implement a new electric vehicle rebate program, with the understanding that the Department of Administrative Services (DAS) will unschedule the limitation until sufficient revenues are received. HB 2017 (2017) included a privilege tax of 0.5% on the sale of vehicles beginning January 1, 2018. Monies raised by this tax will be deposited in the Zero-emissions Incentive Fund to be used for rebates on the purchase or lease of electric vehicles to encourage increased utilization of these vehicles. The bill tasked DEQ with establishing and operating the electric vehicle rebate program. At the time the bill passed, no expenditure limitation was provided for the actual rebate payments. The use of this privilege tax for rebates had been challenged in court, therefore DAS is directed to unschedule the increase until these legal challenges are resolved.

A technical adjustment was approved that increased Federal Funds expenditure limitation by \$342,092 and decreased Other Funds expenditure limitation by \$272,092 to accommodate the transfer of administration of a federal grant from the Oregon Health Authority (OHA) to DEQ. OHA had been receiving an on-going federal grant for coastal water monitoring and passing most of the grant funding on to DEQ to do the actual water quality monitoring work. In 2017, both agencies agreed that DEQ should take over the administration of the grant. The 2017-19 OHA budget was adjusted to reflect this change, but the DEQ adjustment was not included in its budget.

The Subcommittee also approved a \$1 million General Fund increase and the addition of 4 positions (2.32 FTE) in the Air Quality program. This funding is to be used to address backlogs in air quality permitting, with emphasis on processing permit renewals. Of the amount approved, \$343,092 is for process improvement activities and is being added on a one-time basis. This funding will not be used to support Title V permitting work because the federal Clean Air Act requires that all Title V permitting work be supported through fees paid by regulated entities. As such, the Department will need to seek authorization to increase fees for the Title V program during the 2019 Legislative session to ensure Title V related permitting operations are sufficiently staffed.

A \$165,892 Other Funds expenditure limitation increase was approved for the Air Quality program to support two positions (1.08 FTE) using existing fund balance revenue from current Greenhouse Gas Reporting (GHG) fees. These positions will work on expanding the Department's existing GHG program to include collection of product output data, as well as, provide quality assurance of currently submitted emissions data.

Department of Fish and Wildlife

The Subcommittee approved a one-time General Fund appropriation increase of \$350,000 for the Fish Division to operate the Leaburg Fish Hatchery located on the McKenzie River for the second year of the 2017-19 biennium. On July 1, 2018, the U.S. Army Corps of Engineers (Corps) will no longer pay for the Oregon Department of Fish and Wildlife (ODFW) to operate and maintain the hatchery, which it had done since

the facility was constructed in 1953 to mitigate for lost trout habitat caused by construction of federal dams in the Willamette Valley. The Corps will now instead contract with a private entity to purchase trout and will continue to pay ODFW to produce steelhead at another ODFW facility. ODFW plans to continue to produce trout at the facility, which would boost the pounds of trout released in the Willamette Valley by 20% and increase Chinook releases by 6%.

In addition, a one-time \$50,000 General Fund increase was approved for culling of elk herds on the Cold Springs National Wildlife Refuge, which is located just outside Hermiston. The elk forage outside the Wildlife Area and damage commercial agriculture operations on land adjacent to Cold Springs. The funding would be used to pay for the time of existing ODFW staff to work on this project, as well as for a contract with the U.S. Department of Agriculture, Wildlife Services for removing the elk that move onto adjacent farms to feed. The elk meat resulting from the culling of the elk herd will be donated to the local food bank.

Department of Forestry

A one-time increase of \$26,194,224 General Fund to the Department of Forestry, Fire Protection Division was approved for the payment of emergency firefighting costs associated with the 2017 forest fire season. This amount is dedicated to the following specific uses:

- Unbudgeted emergency fire costs (\$22,722,123)
- Fire protection district deductibles (\$915,600)
- Oregon State Treasury loan interest (\$63,561)
- Severity resources (\$2,492,940)

Of the total increase, \$2.0 million is offset by a reduction of the same amount in the special purpose appropriation to the Emergency Board that had been established for this purpose. In addition, Other Funds expenditure limitation is increased one-time only by \$22,743,921, which includes \$10,130,317 for unbudgeted emergency fire costs, \$4,101,866 for reimbursed costs of emergency fire costs from other agencies including the Federal Emergency Management Agency, \$7.0 million for the payment of pass-through reimbursements to other agencies from federal sources, and \$1,511,738 for fire protection district deductibles.

The Subcommittee approved an increase in the General Fund appropriation made to the Department of Forestry in the amount of \$500,000 and a decrease in Other Funds expenditure limitation of \$500,000 to reverse a reduction in General Fund subsidy for fire patrol assessments on low-productivity, east-side forest lands that was included in SB 5519 (2017), the agency's budget bill.

A reservation in the Emergency Fund was made to fund Sudden Oak Death eradication work by the Oregon Department of Forestry as detailed in the Emergency Board section above.

Department of Land Conservation and Development

A one-time increase of \$300,000 General Fund for the Department of Land Conservation and Development's local government grants program was approved for the provisioning of technical assistance grants to eastern Oregon counties for conducting economic opportunity analyses.

Parks and Recreation Department

The Subcommittee approved a \$200,000 increase in Other Funds expenditure limitation for the Oregon Parks and Recreation Department (OPRD) for expenses associated with Sudden Oak Death mitigation work on State Parks properties within the Cape Sebastian State Scenic Corridor. OPRD estimates that the eradication project will be completed by the end of February 2018. Funding for the treatment will come from the Park Stewardship account which receives a portion of fees charged by the agency and is dedicated for the management of natural resources, hazard trees, landscape, and the ocean shore.

An increase of \$20,000 Lottery Funds expenditure limitation was approved for the purpose of making grants to repair recreational trails damaged due to the Chetco Bar fire during the 2017 fire season.

Department of State Lands

An increase in Federal Funds expenditure limitation in the amount of \$155,734 for the Department of State Lands (DSL) was approved for the expenditure of Wetland Program grant funds from the U.S. Environmental Protection Agency (EPA). Of the total, \$121,734 supports five individual initiatives identified in the updated Oregon Wetland Program Plan and will be used in conjunction with an intergovernmental agreement with Oregon State University, Institute for Natural Resources. Additionally, DSL was awarded a supplemental Wetland Program Development Grant (WPDG) that is in addition to the 2015 grant it received from the EPA. The funding award of \$25,000 allows DSL to contract with a third party to complete wetland functional assessments on existing wetland mitigation bank sites prior to the implementation of the Aquatic Resources Mitigation Program initiative in 2018. The reestablishment of expenditure limitation for residual Federal Funds totaling \$9,000 that were not expended in the prior biennium from the original 2015 EPA WPDG is also included in the total additional Federal Funds expenditure limitation for these grants.

A one-time expenditure limitation increase of \$7,244,215 Other Funds is included for cleanup efforts at the Goble, Oregon site on the Columbia River. The funding is for the costs of site security, inventory, and disposal of solid waste and hazardous material, asbestos inventory and abatement, and dewatering and disposal of vessels and structures due to default by the former lessee of the site. DSL is continuing to avail itself of all legal means to recover the costs of the cleanup from the former lessee or the lessee's insurance carrier.

A one-time technical adjustment of \$235,081 Other Funds expenditure limitation is included in the measure to carry forward 2015-17 biennium unexpended grant funding from the University of Michigan for the South Slough National Estuarine Research Reserve. Normally, this limitation would have been reestablished in the agency's budget bill, but the actual unexpended amount was not known at the time of the bill's passage.

The Subcommittee approved an increase in Other Funds expenditure limitation of \$410,102 and authorized the establishment of a limited-duration project manager position (0.67 FTE), the establishment of a permanent, full-time network architect position (0.67 FTE), and the upward reclassification of an existing information systems supervisor position to continue planning for the replacement of the aging Land Administration System (LAS) through the end of the current biennium and ongoing management of the agency's information technology systems.

Water Resources Department

Technical adjustments to the Other Funds and Federal Funds expenditure limitations of the Water Resources Department are included in the measure to rebalance budgeted expenditure authority between programs at the agency. This action results in no net change to the overall expenditure limitation of the agency.

The Subcommittee approved a one-time increase in the expenditure limitation for the Water Resources Department of \$5,269,633 Other Funds for the expenditure of Lottery Revenue bond proceeds for distribution to the City of Carlton to replace the city's finished water supply line in the amount of \$5.15 million and for the payment of bond issuance costs of \$119,633.

Oregon Watershed Enhancement Board

The Subcommittee increased the Measure 76 Lottery Funds expenditure limitation for the Oregon Watershed Enhancement Board (OWEB) grants program by \$5,000,000 to reflect increases in forecasted Lottery revenues constitutionally dedicated to the Parks and Natural Resources Fund, for local grant expenditures.

PUBLIC SAFETY

Department of Corrections

The Subcommittee approved a net-zero technical adjustment to move a total of thirteen positions between program units to align reporting relationships, advance organizational initiatives, and properly assign oversight functions within the agency.

The Subcommittee provided the following direction to the Department of Corrections:

Budget Note:

As of January 25, 2018, the Department of Corrections had 297 inmates in custody over the age of 70. Elderly inmates are housed throughout the state, depending on the location of infirmary and hospice beds, single-story and single-bunk cells and dormitories, and proximity to health care facilities.

The Department of Corrections is directed to evaluate the feasibility of using the Oregon State Penitentiary - Minimum as a dedicated facility for housing male prison inmates over the age of seventy-five. The Department should evaluate the suitability of using OSPM to house elderly inmates and identify any and all facility modifications that would be required to safely house a population that has an above average incidence of mobility limitations and serious health conditions. The suitability evaluation should include a detailed cost analysis and an estimated construction timeframe for those modifications to the existing facility necessary to provide an adequate number of infirmary and hospice beds for this population, as well as any security upgrades, infirmary improvements, medical equipment purchases, and accessibility modifications. The Department is directed to report to the Legislature by February 2019 on the cost and timeframe for remodeling and equipping OSPM, and on the estimated cost of operating the facility, including any extraordinary costs for medical staff, transportation, and other reasonably necessary resources for housing an elderly inmate population.

Criminal Justice Commission

The Subcommittee increased the Criminal Justice Commission's Federal Funds expenditure limitation by \$1,045,940 for two grants awards received in larger amounts than anticipated in the 2017-19 legislatively adopted budget. The awards supplement an existing program supporting Local Public Safety Coordinating Councils in rural Oregon counties and the state's Statistical Analysis Center program.

The Criminal Justice Commission's Other Funds expenditure limitation was increased by \$450,000 for implementation of a new case management system for Oregon's specialty courts. Revenues supporting the expenditure limitation are from asset forfeitures, statutorily dedicated to specialty courts.

Oregon Department of Justice

The Subcommittee approved an increase of \$53,241 Other Funds, \$159,723 Federal Funds, and 0.25 full-time equivalent for the Civil Enforcement Division's Medicaid Fraud Unit. The Unit is projecting a personal services budget shortfall and requested a temporary funding increase. The Subcommittee recommended a permanent resolution of the underlying budget issues with the upward reclassification of two Assistant Attorney General positions to Senior Assistant Attorney General, an upward reclassification of a Principal Executive Manager C to a D (Chief Investigator), and adding 0.25 FTE to an existing Legal Secretary position budgeted at 0.75 FTE.

The Subcommittee approved \$2.8 million Other Funds expenditure limitation for the Child Support Enforcement Automated System (CSEAS), which is to be financed with Article XI-Q bonds authorized in SB 5702. The Subcommittee also approved \$5.4 million Federal Funds expenditure limitation and an increase of 0.25 full-time equivalent. These are one-time costs. Other Funds expenditure limitation of \$56,463 was also added

for the cost of issuance of the bonds. The Subcommittee reduced General Fund Debt Service by \$23,047 to account for a delayed issuance in previously authorized bonding authority. The 2017-19 Article XI-Q bond authority for the project totals \$19.4 million, including \$19,026,170 for project costs and \$373,830 costs of issuance. General Fund Debt Service totals \$12.5 million.

Since 2010, the Oregon Department of Justice's Division of Child Support has been working on a multi-biennia plan to replace its current COBOL-based mainframe child support case management and financial system with a transfer or hybrid solution with custom development that will use some existing software from three states. CSEAS is expected to be completed by 2021 with an implementation cost estimated at \$137.3 million. Federal Funds will provide 66% of eligible program costs under Title IV-D of the federal Social Security Act for both development and ongoing operations and maintenance costs.

The project is within scope, on schedule, and within budget. The primary purpose of the additional bond authority is to safeguard the progress of the project should there be a major issue during User Acceptance Testing (UAT). UAT started in February of 2018 and continues through May of 2018. If by September 30, 2018 any of the additional bonding authority provided for UAT is unneeded, the unused portion is to be released for other statewide purposes. The project does, however, require the immediate expenditure of \$120,738 Other Funds and \$234,374 Federal Funds for contract change orders. The Department of Administrative Services is directed to unschedule \$2,637,799 Other Funds and \$5,164,513 Federal Funds, which may be rescheduled upon the approval of the Legislative Fiscal Office, but only if unanticipated UAT issues arise.

The bill includes an increase of \$185,916 General Fund and the establishment of one permanent full-time Assistant Attorney General (0.63 FTE) in the Criminal Justice Division for the prosecution of election fraud violations under ORS 260.345, which have increased over the course of the last several biennia. The 2019-21 cost totals \$293,381 General Fund.

The Subcommittee approved an increase of \$1.3 million Other Funds expenditure limitation and the establishment of four limited duration positions (2.68 FTE) in the General Counsel Division as one-time costs. The position cost is \$1 million and includes: one Assistant Attorney General position for Health and Human Services; one Assistant Attorney General position for Tax and Finance; one Assistant Attorney General position for Business Transactions; and one Senior Assistant Attorney General position for Government Services. The Division is experiencing higher caseload work related to: procurement, bonding, expended lottery offerings, litigation agreement implementation, legal sufficiency reviews, and agency administrative rules development. An additional \$258,252 was approved for administratively-authorized limited duration position costs that the agency incurred pending the approval of this request. The revenue to support this request will come from billings to state agencies, which will total \$1.9 million (\$574,288 above the limitation request to account for agency overhead costs).

Two technical adjustments were approved to the Civil Enforcement Division's General Fund appropriation. HB 5015 (2017) eliminated a \$3.2 million General Fund appropriation for enforcement of the Master Tobacco Settlement Agreement (MTSA) as the Department no longer requires the General Fund for defending the state's enforcement actions to the arbitration panel. A portion of the reduction included \$127,059

General Fund for standard inflation; however, HB 5006 (2017), as part of a statewide adjustment, also included a reduction of \$127,059 for inflation. The Subcommittee's action restores the inflation reduction to provide funding for civil rights enforcement.

The Subcommittee also approved a technical adjustment to transfer \$25,646 General Fund from the Appellate Division to the Civil Enforcement Division to correct for an Oregon Law reference error in HB 5006 (2017).

A technical adjustment to the Child Support Enforcement Automated System (CSEAS) information technology project was approved. The adjustment increases months on six existing positions by 3.17 FTE. This adjustment is self-financed by reducing budgeted services and supplies by \$708,017 and increasing personal services by a corresponding amount. This adjustment aligns budgeted indirect charges for the program with agency practice.

Oregon Military Department

The Subcommittee approved a one-time General Fund appropriation of \$260,724 to cover expenses incurred by the Oregon Military Department for services provided by the Oregon National Guard during and after the total solar eclipse on August 21^t, 2017.

The Other Funds expenditure limitation for the Community Support program was increased, on a one-time basis, by \$5,442,829 to reimburse wildland firefighting expenses incurred by the Oregon Military Department during the 2017 fire season.

The Subcommittee increased the agency's Federal Funds expenditure limitation by \$16,421,308 for lead dust abatement projects at eight armories located throughout Oregon.

Pending federal approval of the agency's proposed indirect cost allocation plan, the Subcommittee recommended \$1,590,544 General Fund be added to the Office of Emergency Management to cover 2017-19 administrative expenses that can no longer be charged to federal grants. The Subcommittee also approved the following budget note:

Budget Note:

The Oregon Military Department - Office of Emergency Management (OEM) is directed to assess and update OEM's processes, policies, and practices for internal control over grants management, separate from and in addition to any external financial or programmatic audits currently underway. The updated practices should align to the Internal Control-Integrated Framework as updated in 2013 by the Committee of Sponsoring Organizations of the Treadway Commission (COSO). The Military Department is to undertake immediate action to correct any identified deficiencies.

The Military Department is directed to submit a quarterly progress report to the Legislature at each meeting of the Emergency Board in 2018. The Military Department is directed to provide a final written report on the assessment and corresponding updated processes, policies, and procedures to the Joint Committee on Ways and Means during the 2019 legislative session, prior to consideration of the agency's budget for 2019-21.

Department of Public Safety Standards and Training

The Other Funds expenditure limitation for the Operations program was increased, on a one-time basis, by \$623,260 to reimburse the Department of Public Safety Standards and Training for expenses incurred for training and certifying Oregon National Guard members as wildland firefighters during the 2017 fire season.

The Subcommittee increased the Department of Public Safety Standards and Training's Other Funds expenditure limitation by \$400,000 to continue and expand mental health and crisis intervention training for first responders with funding from the Oregon Health Authority.

The Subcommittee increased the agency's Other Funds expenditure limitation by \$3,657,838, and authorized seven permanent positions (4.06 FTE) and six limited duration positions (3.48 FTE) to add five basic police classes and one basic corrections class to the agency's training calendar to meet demand during the 2017-19 biennium.

Department of State Police

The Subcommittee increased the agency's Other Funds expenditure limitation by \$12,770,000 for federally reimbursable expenses incurred during mobilizations coordinated by the State Fire Marshal during the 2017 fire season in Oregon. Additionally, the agency's General Fund appropriation was increased by \$3,255,945 to cover the portion of the Patrol Division's and State Fire Marshal's 2017 fire season expenses that are not eligible for federal reimbursement.

The Department of State Police is undertaking a significant rebalance of its resources between program units to better support the Patrol Division and to minimize the practice of holding trooper positions vacant. The Subcommittee approved \$2,975,558 General Fund and 25 positions (25.00 FTE) to resolve double-filled support positions. This action requires the agency to reduce its 2017-19 appropriation for services and supplies and capital outlay to fund \$1,737,202 of the total cost of these positions, which is \$4,712,760. It is the intention of the Legislature that the agency's services and supplies and capital outlay budgets be restored to current service levels for the 2019-21 budget.

The Subcommittee also approved a net-zero budget action to re-classify 49 positions per classification studies completed by the Department of Administrative Services, Chief Human Resources Office. Three studies reclassified five Automotive Technician 1 positions to Automotive Technician 2s, three Office Specialist 1 positions to Office Specialist 2s, fourteen Administrative Specialist 1 positions to Administrative Specialist 2s, twenty-five Office Specialist 2 positions to Administrative Specialist 1s, and two Office Coordinator positions to Administrative Specialist 1s.

Once implemented, these position actions and increased General Fund support will allow the agency to begin to fill trooper positions, with a recruit school class of fourteen troopers anticipated for October 2018, and an additional class of twenty troopers in January 2019.

TRANSPORTATION

Department of Aviation

Other Funds expenditure limitation for the Department of Aviation is increased by \$950,000 on a one-time basis to provide oversight and funding for three unmanned aircraft system test ranges in the state.

Department of Transportation

Other Funds expenditure limitation for the Oregon Department of Transportation (ODOT) is increased by \$117,530,107 to fund implementation of the Transportation Package of 2017 (HB 2017), and includes 179 positions (77.63 FTE).

Other Funds expenditure limitation for ODOT is increased by \$10,000 to implement SB 375 (2017) related to the posting of informational materials about human trafficking at roadside rest areas. This is a one-time adjustment supported by the Transportation Operating Fund.

The Other Funds expenditure limitation for the Local Government Program includes funds for highway safety improvements near the Kenton Line to aid enhanced safety related to trains, pedestrians, and vehicles.

Enrolled
Senate Bill 5505

Printed pursuant to Senate Interim Rule 213.28 by order of the President of the Senate in conformance with pressession filing rules, indicating neither advocacy nor opposition on the part of the President (at the request of Oregon Department of Administrative Services)

CHAPTER

AN ACT

Relating to state financial administration; creating new provisions; amending ORS 283.085 and 286A.833; and declaring an emergency.

Be It Enacted by the People of the State of Oregon:

SECTION 1. The amounts authorized, as provided by ORS 286A.035, for issuance of general obligation bonds of the state during the 2017-2019 biennium, notwithstanding section 10, chapter 705, Oregon Laws 2013, are as follows:

GENERAL OBLIGATION BONDS	
<u>General Fund Obligations</u>	
(1) Higher Education Coordinating Commission (Art. XI-G):	
(a) Oregon Institute of Technology, Center for Excellence in Engineering and Technology/Cornett Hall Renovation.....	\$ 2,050,000
(b) Oregon State University:	
(A) Quality Foods and Beverage Center	\$ 9,100,000
(B) Gilkey Hall Renovation	\$ 2,050,000
(c) Portland State University, Graduate School of Education Facility.....	\$ 36,485,000
(d) University of Oregon, Campus for Accelerating Scientific Impact.....	\$ 50,620,000
(e) Western Oregon University:	
(A) Information Technology Center Renovation	\$ 540,000
(B) Oregon Military Building Renovation	\$ 540,000
(f) Blue Mountain Community	

	College, Facility for Agricultural Resource Management.....	\$	5,115,000
(g)	Chemeketa Community College, Agricultural Complex.....	\$	6,125,000
(h)	Clackamas Community College: DeJardin Building Addition...	\$	8,140,000
(A)	Student Services and Community Commons.....	\$	8,140,000
(B)	Clatsop Community College, Marine Science Center Renovation and Expansion....	\$	8,135,000
(i)	Columbia Gorge Community College, Middle College Prototype Facility	\$	7,400,000
(j)	Lane Community College, Health Care Village Facility..	\$	8,140,000
(k)	Linn-Benton Community College, Student Advising and Campus Safety Center ...	\$	7,635,000
(L)	Mt. Hood Community College, Maywood Park Center.....	\$	8,140,000
(m)	Oregon Coast Community College, Workforce Education and Resiliency Center	\$	8,140,000
(n)	Portland Community College, Health Technology Building Renovation.....	\$	8,140,000
(o)	Rogue Community College, Elk Building Science Facility Renovation and Expansion....	\$	6,125,000
(p)	Southwestern Oregon Community College, Dellwood Hall Remodel and Expansion.....	\$	2,805,000
(q)	Treasure Valley Community College, Workforce Vocational Center	\$	2,865,000
(r)	Umpqua Community College, Industrial Technology Building.....	\$	8,140,000
(s)	Department of Environmental Quality (Art. XI-H)	\$	10,300,000
(t)	Oregon Business Development Department (Art. XI-M)	\$	101,180,000
(u)	Oregon Business Development Department (Art. XI-N).....	\$	20,430,000
(v)	Department of Education (Art. XI-P)	\$	100,985,000
(w)	Oregon Department of Administrative		

Services (Art. XI-Q):		
(a)	Department of Corrections:	
(A)	Capital Improvements and Renewal.....	\$ 26,770,000
(B)	Technology Infrastructure....	\$ 12,445,000
(b)	Department of Education, Oregon School for the Deaf Facility Improvements.....	\$ 4,365,000
(c)	Department of Human Services, ONE Integrated Eligibility and Medicaid Eligibility System.....	\$ 34,045,000
(d)	Department of Justice, Child Support Enforcement Automated System.....	\$ 16,585,000
(e)	Department of Revenue, Core Tax Revenue Systems Replacement.....	\$ 4,855,000
(f)	Department of Veterans' Affairs:	
(A)	Lebanon Veteran's Home Parking Lot.....	\$ 1,345,000
(B)	The Dalles Veterans' Home Capital Improvements.....	\$ 1,195,000
(C)	Roseburg Veterans' Home ...	\$ 10,720,000
(g)	Housing and Community Services Department, Local Innovation and Fast Track Housing Program.....	\$ 81,090,000
(h)	Higher Education Coordinating Commission:	
(A)	Public Universities Capital Improvement and Renewal ...	\$ 50,620,000
(B)	Eastern Oregon University, Loso Hall Renovation	\$ 5,575,000
(C)	Oregon Institute of Technology:	
(i)	Center for Excellence in Engineering and Technology/ Cornett Hall Renovation	\$ 38,475,000
(ii)	Oregon Manufacturing Innovation Center, Research and Development Facility	\$ 3,940,000
(D)	Oregon State University:	
(i)	Cordley Hall Renovation	\$ 15,250,000
(ii)	Fairbanks Hall Renovation ...	\$ 11,220,000
(iii)	Gilkey Hall Renovation	\$ 1,045,000
(iv)	Cascades Expansion Site Reclamation	\$ 9,145,000
(E)	Portland State University, Graduate School of Education Facility.....	\$ 9,145,000

(F)	Southern Oregon University, Central Hall Capital Improvements.....	\$	6,125,000
(G)	Western Oregon University: Information Technology Center Renovation	\$	5,070,000
(ii)	Oregon Military Building Renovation	\$	7,335,000
(i)	Legislative Administration Committee, Capitol Accessibility, Maintenance, and Safety	\$	13,960,000
(j)	Oregon Judicial Department: Lane County Courthouse	\$	5,115,000
(B)	Multnomah County Courthouse.....	\$	102,495,000
(C)	Oregon Supreme Court Building Renovation.....	\$	6,125,000
(k)	Oregon Military Department: Grants Pass Armory	\$	3,330,000
(B)	Service Life Extension	\$	8,675,000
(C)	Regional Armory Emergency Enhancement Project	\$	6,630,000
(D)	Regional Training Institute ..	\$	5,070,000
(E)	Resiliency Grant Fund	\$	5,095,000
(L)	Youth Challenge Armory.....	\$	17,450,000
(A)	Oregon Youth Authority: Capital Improvements.....	\$	15,450,000
(B)	Maclaren West Cottages Renovation	\$	7,095,000
(C)	Rogue Valley Facility Improvements	\$	10,215,000
(m)	State Department of Fish and Wildlife.....	\$	774,225
(n)	State Forestry Department, Toledo Facility Replacement.	\$	120,000,000
<u>Dedicated Fund Obligations</u>			
(7)	Department of Veterans' Affairs (Art. XI-A).....	\$	6,080,000
(8)	Higher Education Coordinating Commission (Art. XI-F(1)): Portland State University: (a) Land Acquisition for University Center Building ...	\$	54,225,000
(B)	12th & Market Residence Hall.....	\$	5,100,000
(C)	Graduate School of Education Facility.....	\$	5,115,000
(D)	Corbett Building Purchase....	\$	5,115,000
(b)	Oregon Institute of Technology, Student Recreation Center	\$	5,115,000

(c)	Eastern Oregon University, Track and Field Facilities Restoration	\$ 790,000
(9)	Department of Environmental Quality (Art. XI-H)	\$ 10,000,000
(10)	Housing and Community Services Department (Art. XI-1(2))	\$ 25,000,000
(11)	Oregon Department of Administrative Services (Art. XI-Q):	
(a)	Portland State Office Building Improvements.....	\$ 13,360,000
(b)	State Forestry Department, Toledo Facility Replacement.	\$ 1,075,775
	<u>Total General Obligation Bonds</u>	\$ 1,257,310,000

SECTION 2. The amounts authorized, as provided by ORS 286A.035, for issuance of revenue bonds of the state during the 2017-2019 biennium are as follows:

REVENUE BONDS		
<u>Direct Revenue Bonds</u>		
	Housing and Community Services Department.....	\$ 300,000,000
	Oregon Business Development Department	\$ 30,000,000
	Oregon Department of Administrative Services, Lottery Revenue Bonds	\$ 199,860,000
	<u>Total Direct Revenue Bonds</u>	\$ 529,860,000
<u>Pass-Through Revenue Bonds</u>		
	Oregon Business Development Department, Industrial Development Bonds.....	\$ 400,000,000
	Oregon Business Development Department, Beginning and Expanding Farmer Loan Program	\$ 10,000,000
	Oregon Facilities Authority ..	\$ 1,350,000,000
	Housing and Community Services Department.....	\$ 325,000,000
	<u>Total Pass-Through Revenue Bonds</u>	\$ 2,085,000,000
	<u>Total Revenue Bonds</u>	\$ 2,614,860,000

SECTION 3. The amount authorized, as provided by ORS 286A.035, for issuance of certificates of participation and other financing agreements of the state during the 2017-2019 biennium for the Oregon Department of Administrative Services is \$110,985,000.

SECTION 4. The amounts allocated for private activity bonds, as provided in ORS 286A.615, are as follows:

(1)	For calendar year 2018, the amount of \$409,346,500
-----	--

is allocated as follows:

- (a) Oregon Business Development Department, Industrial Development Bonds..... \$ 40,000,000
- (b) Oregon Business Development Department, Beginning and Expanding Farmer Loan Program..... \$ 5,000,000
- (c) Housing and Community Services Department..... \$125,000,000
- (d) Private Activity Bond Committee..... \$239,346,500
- (2) For calendar year 2019, the amount of \$409,346,500 is allocated as follows:
 - (a) Oregon Business Development Department, Industrial Development Bonds..... \$ 40,000,000
 - (b) Oregon Business Development Department, Beginning and Expanding Farmer Loan Program \$ 5,000,000
 - (c) Housing and Community Services Department..... \$125,000,000
 - (d) Private Activity Bond Committee..... \$239,346,500
- (3) If an increase in this state's population, a sufficient increase in the region's Consumer Price Index or a change in federal law allows the private activity bond limit as set by the Internal Revenue Code of 1986, as amended, to exceed \$409,346,500 during the 2018 calendar year or \$409,346,500 during the 2019 calendar year, the increase is allocated to the Private Activity Bond Committee.

SECTION 5. (1) For purposes of Article XI-F(1), section 1, of the Oregon Constitution, the Legislative Assembly determines that the projects authorized to be financed pursuant to section 1 (8) of this 2017 Act with bonds issued under Article XI-F(1) of the Oregon Constitution will benefit higher education institutions or activities.

(2) For purposes of Article XI-G, section 1, of the Oregon Constitution, the Legislative Assembly determines that the projects authorized to be financed pursuant to section 1 (1) of this 2017 Act with bonds issued under Article XI-G of the Oregon Constitution will benefit higher education institutions or activities or community colleges authorized by law to receive state aid.

SECTION 6. Bonds authorized under section 1 (1) of this 2017 Act may not be issued until the constructing authority certifies that the constructing authority has matching funds available for the same or similar purposes as the Article XI-G bonds that will fund the grant to the constructing authority, that the match funds are not proceeds of indebtedness incurred by the state under any other article of the Oregon Constitution, and that the match funds are available to the constructing authority in an amount at least equal to the amount of indebtedness incurred by the state through the issuance of the Article XI-G bonds.

SECTION 7. ORS 286A.833 is amended to read:

286A.833. (1) In accordance with the applicable provisions of this chapter, the State Treasurer, with the concurrence of the [Director of the Oregon Department of Administrative Services] **Higher Education Coordinating Commission**, may issue Article XI-F(1) bonds **for the benefit of a public university** if:

- (a) The [Higher Education Coordinating Commission] **Director of the Oregon Department of Administrative Services** requests that bonds be issued for the purposes specified in Article XI-F(1) of the Oregon Constitution, plus an amount determined by the State Treasurer to pay estimated bond-related costs;
 - (b) The issuance does not exceed the budget authorization for bond issuance established under ORS 286A.035; and
 - (c) A loan agreement is executed under ORS 286A.836 prior to sale of the bonds.
- (2) The State Treasurer may issue Article XI-F(1) bonds for the purpose of refunding Article XI-F(1) bonds, with the concurrence of a public university that received proceeds of Article XI-F(1) bonds to be refunded.

- (3) The State Treasurer shall deposit the net proceeds of Article XI-F(1) bonds in one or more project funds established in the State Treasury or with a third party under contract with the Oregon Department of Administrative Services and approved by the State Treasurer. Net proceeds of Article XI-F(1) bonds must be expended for the purposes described in the commission's budget authorization.

- (4) If at any time the department and the commission jointly determine that the net proceeds of Article XI-F(1) bonds deposited in a project fund pursuant to subsection (3) of this section exceed the cost of the project described in the commission's budget authorization, the department may allocate and transfer the excess amount as determined by the department to other project funds, the Article XI-F(1) Bond Fund established under ORS 286A.839 or the Article XI-F(1) Bond Administration Fund established under ORS 286A.842. Before transferring an excess amount under this subsection, the department shall consult with the public university for whose benefit the Article XI-F(1) bonds were issued, but the department may transfer an excess amount without the approval of the public university. Excess amounts may not be transferred to a project fund for the project of another public university unless the applicable loan agreements and loan repayment schedules are amended to reflect the transfer.

- (5) Article XI-F(1) bonds are direct general obligations of the State of Oregon and must contain a direct promise on behalf of the State of Oregon to pay the principal of, the interest on and the premium, if any, on the Article XI-F(1) bonds. The State of Oregon shall pledge its full faith and credit and taxing power to the payment of the principal of, the interest on and the premium, if any, on Article XI-F(1) bonds, and the ad valorem taxing power of the State of Oregon may be pledged to pay Article XI-F(1) bonds.

SECTION 8. ORS 283.085 is amended to read:

283.085. As used in ORS 283.085 to 283.092:

(1) "Available funds" means funds appropriated or otherwise made available by the Legislative Assembly to pay amounts due under a financing agreement for the fiscal period in which the payments are due, unexpended proceeds of the financing agreement and reserves or other amounts that have been deposited in trust to pay amounts due under the financing agreement.

(2) "Credit enhancement agreement" means any agreement or contractual relationship between the state and any bank, trust company, insurance company, surety bonding company, pension fund or other financial institution providing additional credit on or security for a financing agreement or certificates of participation authorized by ORS 283.085 to 283.092.

(3) "Financing agreement" means a lease purchase agreement, an installment sale agreement, a loan agreement or any other agreement:

- (a) To finance real or personal property that is or will be owned and operated by the state or any of its agencies;
- (b) To finance infrastructure, including but not limited to telecommunications systems, systems for water, sewage, electricity, steam or natural gas and other equipment or improvements that are necessary or appropriate to support a facility that is, or will be, owned or operated by the state;

(c) To finance infrastructure components that are, or will be, owned or operated by a local government agency of this state if the Director of the Oregon Department of Administrative Services determines that financing the infrastructure facilitates the construction or operation of an adult or juvenile corrections facility or a public safety training facility owned or operated by the state or any of its agencies;

(d) To finance all or a portion of the state's pension liabilities for retirement, health care or disability benefits, in an amount that produces net proceeds that do not exceed the State Treasurer's estimate of those liabilities based on information provided to the State Treasurer by the Public Employees Retirement System; [or]

(e) **To finance:**
(A) The release of all or a portion of the Elliott State Forest from restrictions resulting from ownership of that forest by the Common School Fund; or

(B) Compensation paid to the Common School Fund for the preservation of noneconomic benefits of the forest through the imposition, transfer or sale of restrictions such as easements, use requirements or other methods that preserve noneconomic benefits of the forest for the public, including recreation, aesthetics, wildlife or habitat preservation or other environmental and quality of life considerations; or

[or]

(4) "Financing costs" means costs or expenses that the director determines are necessary or desirable in connection with entering into financing agreements and maintaining the certificate of participation program, including but not limited to payment of:

(a) Amounts due under financing agreements;

(b) Costs and obligations the director or any other agency of the state incurs in connection with the exercise of a power granted by ORS 283.085 to 283.092; and

(c) Amounts due in connection with the investment of proceeds of financing agreements.

(5) "Personal property" means tangible personal property, software and fixtures.

(6) "Property rights" means, with respect to personal property, the rights of a secured party under ORS chapter 79, and, with respect to real property, the rights of a trustee or lender under a lease authorized by ORS 283.089 (1)(e).

(7) "Software" means software and training and maintenance contracts related to the operation of computing equipment.

SECTION 9. (1) A community college for which one project to be funded with general obligation bonds authorized to be issued under Article XI-G of the Oregon Constitution is approved in this 2017 Act may not request approval of an additional project to be funded with general obligation bonds authorized to be issued under Article XI-G of the Oregon Constitution until the beginning of the regular session of the Legislative Assembly held in 2021, unless the community college withdraws the project approved under this 2017 Act.

(2) A community college for which two projects to be funded with general obligation bonds authorized to be issued under Article XI-G of the Oregon Constitution is approved in this 2017 Act may not request approval of an additional project to be funded with general obligation bonds authorized to be issued under Article XI-G of the Oregon Constitution until the beginning of the regular session of the Legislative Assembly held in 2025, unless the community college withdraws a project approved under this 2017 Act.

SECTION 10. (1) Out of the amount specified in section 1 (6)(j)(A) of this 2017 Act, the State Treasurer may issue Article XI-Q bonds in an amount not to exceed \$5,000,000 of net proceeds for the purposes and in the manner specified in section 8, chapter 705, Oregon Laws 2013, plus an amount estimated by the State Treasurer to pay estimated bond-related costs.

(2) Out of the amount specified in section 1 (6)(j)(B) of this 2017 Act, the State Treasurer may issue Article XI-Q bonds in an amount not to exceed \$92,600,000 of net proceeds for the purposes and in the manner specified in section 8, chapter 705, Oregon Laws 2013, plus an amount estimated by the State Treasurer to pay estimated bond-related costs.

(3) For purposes of sections 8 and 9, chapter 705, Oregon Laws 2013, and section 64, chapter 723, Oregon Laws 2013, bonds issued pursuant to this section are considered to be bonds issued pursuant to section 8, chapter 705, Oregon Laws 2013.

(4) Bonds may not be issued out of the amounts specified in section 1 (6)(j)(A) and (B) of this 2017 Act except as provided in this section.

SECTION 11. (1) As used in this section:

(a) “Apprentice” has the meaning given that term in ORS 660.010.

(b) “Apprenticeable occupation” has the meaning given that term in ORS 660.010.

(c) “Apprenticeship training program” means the total system of apprenticeship that a particular local joint committee, as defined in ORS 660.010, operates, including the local joint committee’s registered standards and all other terms and conditions for qualifying, recruiting, selecting, employing and training apprentices in an apprenticeable occupation.

(d) “Minority individual” has the meaning given that term in ORS 200.005.

(e) “Qualified contracts” means contracts that:

(A) Are for improvements to real property in connection with the University of Oregon Campus for Accelerating Scientific Impact;

(B) Have a cost that, at the time the contract is executed, is estimated to be greater than \$200,000; and

(C) Are to be paid from proceeds of bonds issued under Article XI-G of the Oregon Constitution.

(f) “Woman” has the meaning given that term in ORS 200.005.

(2) The University of Oregon, in all qualified contracts, shall require contractors to:

(a) Employ apprentices to perform 15 percent of the work hours that workers in apprenticeable occupations perform under the contract, in a manner consistent with the apprentices’ respective apprenticeship training programs;

(b) Establish and execute a plan for outreach, recruitment and retention of women and minority individuals to perform work under the contract; and

(c) Require any subcontractors engaged by the contractors to abide by the requirements set forth in paragraphs (a) and (b) of this subsection.

(3) On or before February 1 of each year, the University of Oregon shall report to the Joint Committee on Ways and Means or Joint Interim Committee on Ways and Means on the amount of work performed by apprentices, women and minority individuals under qualified contracts.

SECTION 12. This 2017 Act being necessary for the immediate preservation of the public peace, health and safety, an emergency is declared to exist, and this 2017 Act takes effect July 1, 2017.

Passed by Senate July 6, 2017

Received by Governor:

.....M,....., 2017

.....
Lori L. Brocker, Secretary of Senate

Approved:

.....M,....., 2017

.....
Peter Courtney, President of Senate

.....
Kate Brown, Governor

Passed by House July 7, 2017

Filed in Office of Secretary of State:

.....
Tina Kotek, Speaker of House

.....M,....., 2017

.....
Dennis Richardson, Secretary of State

SB 5505 A BUDGET REPORT and MEASURE SUMMARY

Carrier: Sen. Courtney

Joint Committee On Ways and Means

Action Date: 07/03/17

Action: Do pass with amendments. (Printed A-Eng.)

Senate Vote

Yeas: 11 - DeBoer, Devlin, Frederick, Girod, Hansell, Johnson, Manning Jr, Monroe, Roblan, Steiner Hayward, Winters

Nays: 1 - Thomsen

House Vote

Yeas: 8 - Gomberg, Holvey, Huffman, McLane, Nathanson, Rayfield, Smith Warner, Williamson

Exc: 3 - Smith G, Stark, Whisnant

Prepared By: Jean Gabriel, Department of Administrative Services

Reviewed By: Amanda Beitel, Legislative Fiscal Office

**Various
2017-19**

Budget Summary

None.

Summary of Capital Construction Subcommittee Action

Senate Bill 5505 limits the maximum amount of bonds and third party financing agreements state agencies may issue and the amount of revenue state agencies may raise from such issuance. The proceeds from the issuance of bonds are included as revenues in agency budgets. This bill also allocates the federal tax-exempt private activity bond volume cap allowed under the Internal Revenue Code of 1986, as amended, to certain state agencies and the Private Activity Bond Committee established in ORS 286A.615.

The Subcommittee reviewed amendments to Senate Bill 5505 for the following purposes:

General Fund Obligations

1. The Subcommittee approved Article XI-G general obligation bond authority of \$204,570,000 to fund grants to Public Universities and Community Colleges to finance seven new capital projects for Public Universities, 12 new capital projects for Community Colleges, and three reauthorized capital projects approved during previous legislative sessions for Community Colleges. The proceeds of the bonds will be used to provide grants through grant programs administered by the Higher Education Coordinating Commission (HECC). Projects are described later in this report.
2. The Subcommittee approved Article XI-M general obligation bond authority of \$101,180,000, which includes net proceeds of \$100,000,000 and \$1,180,000 for costs of issuing bonds and approved Article XI-N general obligation bond authority of \$20,430,000, which includes net proceeds of \$20,000,000 and \$430,000 for costs of issuing bonds. The proceeds of the Article XI-M bonds will be used to provide grants for Seismic Rehabilitation of Public Education Buildings, and the proceeds of the Article XI-N bonds will be used to provide grants for Seismic Rehabilitation of Emergency Services Buildings through grant programs administered by the Oregon Business Development Department.
3. The Subcommittee approved Article XI-P general obligation bond authority of \$100,985,000, which includes \$100,000,000 in net proceeds and \$985,000 for costs of issuing bonds, to fund matching grants to school districts for capital costs including construction, improvement, or remodel of facilities and acquisition of equipment through a grant program administered by the Oregon Department of Education.

4. The Subcommittee approved General Fund supported Article XI-Q general obligation bond authority of \$563,839,225 to finance the capital costs of projects for real or personal property owned or operated by the state. The projects and agencies are listed below, with the exception of HECC; projects funded by grants from the HECC to Public Universities are described later in this report.
- Department of Human Services, ONE Integrated Eligibility and Medicaid Eligibility System: approved \$34,045,000 Article XI-Q bonds to finance \$33,523,000 of project costs and \$522,000 for costs of issuing the bonds. The project is to implement an IT system to integrate the determination of client eligibility for multiple programs into one system, including eligibility for TANF, ERDC, SNAP, and to expand Medicaid eligibility to include non-MAGI Medicaid populations. The Subcommittee also approved additional funding of \$11,477,000 for this project through the repurpose of \$6,500,000 of bond proceeds originally issued for the Oregon Military Department (OMD) Regional Training Institute and \$4,977,000 of bond proceeds originally issued for the OMD Youth Challenge project.
 - Department of Justice, Child Support Enforcement Automated System: approved \$16,585,000 Article XI-Q bonds to finance \$16,267,633 of project costs and \$317,367 for costs of issuing the bonds. The project is to develop and implement a new automated system for the Oregon Child Support Program that will function as a case management system, an accounting and distribution system, and a data exchange system which interfaces with multiple agencies within Oregon and nationwide.
 - Department of Revenue, Core Tax Revenue Systems Replacement: approved \$4,855,000 Article XI-Q bonds to finance \$4,781,944 of project costs and \$73,056 for costs of issuing the bonds. The project is to implement an IT system to replace outdated and disparate systems into one integrated system for improved tracking and reporting of tax revenues. This funding will complete implementation of the system in 2017-19.
 - Legislative Administration Committee, Capitol Accessibility, Maintenance, and Safety: approved \$13,960,000 Article XI-Q bonds to finance \$13,720,642 of project costs and \$239,358 for costs of issuing the bonds. The project is to make capital improvements to the State Capitol Building, including improvements to ADA accessibility and safety.
 - Oregon Judicial Department, Multnomah County Courthouse: approved \$102,495,000 Article XI-Q bonds to finance \$101,500,000 of project costs and \$995,000 for costs of issuing the bonds. Project costs of \$92,600,000 will be the final state matching funds to complete the construction of a new courthouse in Multnomah County. The remaining \$8,900,000 will be used to purchase state-owned furnishings and equipment.
 - Oregon Judicial Department, Lane County Courthouse: approved \$5,115,000 Article XI-Q bonds to finance \$5,000,000 of project costs and \$115,000 for costs of issuing the bonds. The project is to support replacement of the Lane County Courthouse, including making improvements to the new courthouse site to prepare it for construction.

- Oregon Judicial Department, Oregon Supreme Court Building Renovation: approved \$6,125,000 Article XI-Q bonds to finance \$6,000,000 of project costs and \$125,000 for costs of issuing the bonds. The project is to renovate the Oregon Supreme Court building, including seismic updates, energy efficiency improvements, and various systems and safety code upgrades.
- Oregon Military Department, Regional Armory Emergency Enhancement: approved \$8,675,000 Article XI-Q bonds to finance \$8,534,400 of project costs and \$140,600 for costs of issuing the bonds. The project involves making structural improvements to bring the following three facilities to essential facility standards for seismic events: Coos Bay Armory, Newport Armory, and the Anderson Readiness Center in Salem.
- Oregon Military Department, Grants Pass Armory Service Life Extension: approved \$3,330,000 Article XI-Q bonds to finance \$3,270,356 of project costs and \$59,644 for costs of issuing the bonds. The project is for design and construction of additions and alterations to the Grants Pass Armory to bring the building into conformance with current building code.
- Oregon Military Department, Resiliency Grant Fund: approved \$5,070,000 Article XI-Q bonds to finance \$5,000,000 of project costs and \$70,000 for costs of issuing the bonds. The proceeds will be used to purchase emergency preparedness equipment, which will be owned by OMD and distributed to local governments and other federal tax-exempt qualified recipients.
- Oregon Military Department, Regional Training Institute: approved \$6,630,000 Article XI-Q bonds to finance \$6,500,000 of project costs and \$130,000 for costs of issuing the bonds. The project is to refurbish existing buildings in Umatilla to serve as the new Regional Training Institute. Article XI-Q bonds were authorized and issued for this project in 2015-17; however, it was subsequently determined that tax-exempt bond proceeds could not be used to finance the project. Thus, this project is being reapproved to issue taxable bonds in 2017-19.
- Oregon Military Department, Youth Challenge Armory: approved \$5,095,000 Article XI-Q bonds to finance \$4,977,000 of project costs and \$118,000 for costs of issuing the bonds. The project is for expansion and renovation of the existing facility in Bend to increase capacity for at-risk youths participating in the Youth Challenge Program. Article XI-Q bonds were authorized and issued for this project in 2015-17; however, it was subsequently determined that tax-exempt bond proceeds could not be used to finance the project. Thus, this project is being reapproved to issue taxable bonds in 2017-19.
- Oregon Department of Veterans' Affairs, The Dalles Veterans' Home Capital Improvements: approved \$1,195,000 Article XI-Q bonds to finance \$1,150,000 of project costs and \$45,000 for costs of issuing the bonds. The project involves construction of a new educational building and daycare building, upgrades to wireless infrastructure, and phone system replacement.

- Oregon Department of Veterans' Affairs, Lebanon Veterans' Home Parking Lot: approved \$1,345,000 Article XI-Q bonds to finance \$1,300,000 of project costs and \$45,000 for costs of issuing the bonds. The project is to build a new parking lot at the veteran's home in Lebanon.
- Oregon Department of Veterans' Affairs, Roseburg Veterans' Home: approved \$10,720,000 Article XI-Q bonds to finance \$10,500,000 of project costs and \$220,000 for costs of issuing the bonds. The project is to design and construct a new veterans' home in Roseburg.
- Department of Corrections, Capital Improvements and Renewal: approved \$26,770,000 Article XI-Q bonds to finance \$26,293,534 of project costs and \$476,466 for costs of issuing the bonds. The project involves facility improvements in several facilities including electrical systems, water systems, roofs, HVAC, surveillance, fire systems and infrastructure improvements to address needs identified in the Facility Condition Assessment completed on the department's facilities.
- Department of Corrections, Technology Infrastructure: approved \$12,445,000 Article XI-Q bonds to finance \$12,200,000 of project costs and \$245,000 for costs of issuing the bonds. The project is to upgrade and install technology infrastructure that will support a voice-over-internet protocol telephony system.
- Oregon Youth Authority, Capital Improvements: approved \$17,450,000 Article XI-Q bonds to finance \$17,168,249 of project costs and \$281,751 for costs of issuing the bonds. The project involves capital improvements to permanent structures and fixtures to address needs identified by the Facility Condition Assessment completed on OYA facilities.
- Oregon Youth Authority, MacLaren West Cottages Renovation, Phase 1: approved \$15,450,000 Article XI-Q bonds to finance \$15,177,200 of project costs and \$272,800 for costs of issuing the bonds. Phase 1 of the project involves capital improvements to renovate and remodel five of the seven living units on the west side of the campus at MacLaren Youth Correctional Facility.
- Oregon Youth Authority, Rogue Valley Facility Improvements, Phase 1: approved \$7,095,000 Article XI-Q bonds to finance \$6,973,465 of project costs and \$121,535 for costs of issuing the bonds. Phase 1 of the project involves capital improvements to renovate and remodel two of the four living units at the Rogue Valley Youth Correctional Facility.
- Oregon Department of Education, Oregon School for the Deaf Facility Improvements: approved \$4,365,000 Article XI-Q bonds to finance \$4,297,558 of project costs and \$67,442 for costs of issuing the bonds. The project is to make capital improvements to the Oregon School for the Deaf facility which includes roof replacements at six campus buildings and ADA compliance to address accessibility of campus restrooms in eight facilities.

- Oregon Department of Forestry, Toledo Facility Replacement: approved \$774,225 Article XI-Q general obligation bonds to finance \$753,300 of project costs and \$20,925 for costs of issuing the bonds. The project is to replace the Unit Office Facilities Compound located in Toledo and relocate it to a more centrally located area that will be outside of the mapped tsunami inundation zone, a project which is expected to be part of a larger co-locate project with the Oregon Department of Transportation (ODOT).
 - Oregon Department of Fish and Wildlife, Deferred Maintenance: approved \$10,215,000 Article XI-Q general obligation bonds to finance \$10,000,000 of project costs and \$215,000 for costs of issuing the bonds. The project involves addressing deferred maintenance needs in multiple facilities owned by the department.
 - Oregon Housing and Community Services, Local Innovation and Fast Track (LIFT) Housing Program: approved \$81,090,000 Article XI-Q general obligation bonds to finance \$80,000,000 of project costs and \$1,090,000 for costs of issuing the bonds. The bond proceeds will be used to acquire, construct, remodel, repair, equip or furnish real property in which the department will take an operational or ownership interest to provide affordable housing for low income citizens.
5. The Subcommittee approved Article XI-H general obligation bond authority of \$10,300,000, which includes \$10,000,000 in net proceeds and \$300,000 for costs of issuing the bonds, for the Department of Environmental Quality (DEQ) to finance pollution control facilities or related activities. Net proceeds will replenish DEQ's Orphan Site Account, which is used to investigate and cleanup highly contaminated sites.
 6. The Subcommittee approved Certificates of Participation (COP) authority of \$100,985,000, which includes \$100,000,000 in net proceeds and \$985,000 for costs of issuing the bonds, for the Department of Forestry to finance the release of a portion of the Elliott Forest from restrictions from ownership of the common school fund to preserve non-economic benefits of the forest for the public such as recreation, wildlife and habitat preservations, and other environmental considerations.

Dedicated Fund Obligations

7. The Subcommittee approved a \$120,000,000 authorization to the Department of Veterans' Affairs for issuance of Article XI-A general obligation bonds to finance farm and home loans to veterans.
8. The Subcommittee approved Article XI-F(1) general obligation bond authority of \$86,570,000 to fund loans to Public Universities through the HECC to finance four new capital projects and two reauthorized capital projects approved during prior legislative sessions. Projects are described later in this report.

9. The Subcommittee approved a \$10,000,000 authorization to the Department of Environmental Quality for issuance of Article XI-H general obligation bonds to finance pollution control facilities or related activities. Bond proceeds provide match for federal Clean Water State Revolving Fund (CWSRF) capitalization grants.
10. The Subcommittee approved a \$25,000,000 authorization to the Housing and Community Services Department for issuance of Article XI-I (2) general obligation bonds to provide financing for multi-family housing for the elderly and for disabled persons.
11. The Subcommittee approved Article XI-Q general obligation bond authority of \$14,435,775 to finance a portion of the following projects:
 - Department of Administrative Services, Portland State Office Building Capital Improvements: approved \$13,360,000 Article XI-Q bonds to finance \$13,146,000 of project costs and \$214,000 for costs of issuing the bonds. The project is to renovate the building exterior, including replacement of the windows and roof; upgrade security, electrical and HVAC systems; painting; and renovating restrooms. Debt service on the bonds will be paid using agency resources (Other Funds).
 - Oregon Department of Forestry, Toledo Facility Replacement: approved \$1,075,775 Article XI-Q bonds to finance \$1,046,700 of project costs and \$29,075 for costs of issuing the bonds. The project is to replace the Unit Office Facilities Compound located in Toledo and relocate it to a more centrally located area that will be outside of the mapped tsunami inundation zone, a project which is expected to be part of a larger co-locate project with the Oregon Department of Transportation (ODOT). Debt service on the bonds will be paid using agency resources (Other Funds).
12. The Subcommittee approved Certificates of Participation (COP) authority of \$10,000,000 for issuance of other financing agreements (capital leases) for the Department of Administrative Services.

Revenue Bonds

13. The Subcommittee approved the Housing and Community Services Department direct revenue bond authority of \$300,000,000 and pass-through revenue bond authority of \$325,000,000.
14. The Subcommittee approved the Oregon Business Development Department direct revenue bond authority of \$30,000,000 for the Oregon Infrastructure Finance Authority Bond Bank Program. Pass-through revenue bond authority of \$400,000,000 for Industrial Development bonds and \$10,000,000 for the Beginning and Expanding Farmer Loan Program was also approved.
15. The Subcommittee approved Department of Administrative Services, Lottery Revenue Bond limit of \$199,860,000. This amount provides funding for 31 projects authorized in Senate Bill 5530 and one project authorized in House Bill 2278 (2015). A complete list of Lottery Revenue Bond projects can be found in SB 5530.

16. The Subcommittee approved pass-through revenue bond authority of \$1,350,000,000 for the Oregon Facilities Authority.

Other Legislative Changes

The Subcommittee approved statutory changes to ORS chapter 286A related to the administration of the state's bond programs. Amendments clarify the Department of Administrative Services' role as the bond program administrator for the Article XI-F Higher Education general obligation bond program, including specifying the department is responsible to request bonds to be issued.

The Subcommittee also approved an amendment to ORS 283.085 to authorize the use of Certificates of Participation to finance: (i) the release of all or a portion of the Elliott Forest from restrictions resulting from ownership of that forest by the common school fund, or (ii) compensation paid to the common school fund for the preservation of non-economic benefits of the forest through the imposition, transfer or sale of restrictions such as easements, use requirements or other methods that preserve non-economic benefits of the forest for the public such as recreation, aesthetics, wildlife or habitat preservation, or other environmental and quality of life considerations.

The Subcommittee approved a project scope change for the Higher Education Coordinating Commission, University of Oregon Klamath Hall Renovation, originally approved in HB 5005 (2015), to allow the use of the Article XI-Q and Article XI-G bond proceeds to renovate Klamath Hall, an academic and research building, to bring research facilities up-to-date and accommodate increased enrollment in chemistry and other sciences. The original project plan included the renovation of one floor and construction of an additional floor that would be used to house office space and classrooms displaced due to the renovation. However, due to increased construction costs, it is more cost effective to renovate the one floor as originally proposed, but use existing facilities for the displaced functions rather than adding a new floor.

Detail of projects authorized for the Higher Education Coordinating Commission through bond financing is included below.

Higher Education Coordinating Commission

HECC - Public Universities

The Subcommittee approved 17 new capital projects and reauthorized two projects approved in prior biennia for public universities to finance total project costs of \$345,856,225. The projects are included in the budget for the Higher Education Coordinating Commission (HECC). The proceeds of Article XI-G and Article XI-Q bonds will be used to provide grants from HECC to the applicable public university, and the debt service on these bonds will be paid with General Fund. Each university must provide the constitutionally required match for the Article XI-G bonds before the bonds can be issued. The proceeds of Article XI-F(1) bonds will be used to provide loans from HECC to the applicable public university, and the debt service on the Article XI-F(1) bonds will be paid by HECC with Other Funds using loan repayments received from the applicable university made with university resources. The approved projects are listed below.

All Public Universities

The Subcommittee approved the following project for the seven public universities, to be allocated to each individual university by HECC:

- Capital Improvement and Renewal: approved \$50,620,000 Article XI-Q general obligation bonds to finance \$50,000,000 of project costs and \$620,000 for costs of issuing the bonds. The capital improvement projects will address deferred maintenance, code compliance, safety issues, and Americans with Disabilities Act (ADA) accessibility improvements for campus facilities. The projects will not involve: acquisition of buildings, structures, or land; classroom or lab modernization; or improvements to auxiliary facilities, which are typically self-supporting.

Eastern Oregon University

- Loso Hall Renovation, Phase 1: approved \$5,575,000 Article XI-Q general obligation bonds to finance \$5,500,000 of project costs and \$75,000 for costs of issuing the bonds. The project is to renovate Loso Hall and will improve or replace theater department performance and practice spaces, stages and support spaces, equipment, lighting and staging systems. The project will also make ADA accessibility improvements in theater seating and building access.
- Track and Field Facilities Restoration: approved \$790,000 Article XI-F(1) general obligation bonds to finance \$750,000 of project costs and \$40,000 for costs of issuing the bonds. The project will include removal of the existing track and field athletic surfaces and associated asphalt and concrete underlayment and installation of a new rock base and drainage system with a permeable asphalt base surface. New permeable track and field competition athletic surfaces will be installed over the asphalt base. The project will also include a scorer's station at the track finish line, restroom facilities, and guest seating. The university expects to support loan repayments to HECC for debt service on the bonds through tuition and fee revenues.

Oregon Institute of Technology

- Center for Excellence in Engineering and Technology / Cornett Hall Renovation, Phase 2: approved \$38,475,000 Article XI-Q general obligation bonds to finance \$38,000,000 of project costs and \$475,000 for costs of issuing the bonds and \$2,050,000 Article XI-G general obligation bonds to finance \$2,000,000 of project costs and \$50,000 for costs of issuing the bonds. The Center for Excellence in Engineering and Technology (CEET) will feature classrooms, laboratory, office, and project spaces focused on applied research and teaching in advanced engineering, manufacturing and sustainable systems. The project will also complete the renovation, building envelope and ADA accessibility improvements to Cornett Hall. The university will provide the constitutionally required match for the Article XI-G bonds.
- Oregon Manufacturing Innovation Center (OMIC) Research and Development Facility: approved \$3,940,000 Article XI-Q general obligation bonds to finance \$3,875,000 of project costs and \$65,000 for costs of issuing the bonds. The project is to renovate the OMIC Research and Development facility, providing industrial levels of electrical infrastructure, internal temperature controls and systems, storage and management facilities for specialty gas, manufacturing support equipment, structural modifications to support heavy equipment, testing equipment, and ADA compliance.
- Student Recreation Center: approved \$5,115,000 Article XI-F(1) general obligation bonds to finance \$5,000,000 of project costs and \$115,000 for costs of issuing the bonds. The project will re-use existing Athletics Facilities, updating, expanding, and restoring fitness facilities on campus. The university expects to support loan repayments to HECC for debt service on the bonds through building fees assessed to all students enrolled on the Klamath Falls campus.

Oregon State University

- Cordley Hall Renovation, Phase 1: approved \$15,250,000 Article XI-Q general obligation bonds to finance \$15,000,000 of project costs and \$250,000 for costs of issuing the bonds. The renovation project will replace mechanical and electrical systems as well as upgrade fire and life safety systems, including a fire suppression system and modern fire alarms for the approximately 236,000 GSF research building.
- Fairbanks Hall Renovation: approved \$11,220,000 Article XI-Q general obligation bonds to finance \$11,000,000 of project costs and \$220,000 for costs of issuing the bonds. The renovation project will create critically needed space in the currently unutilized fourth floor and make the building fully accessible. The project includes improvements to the building's all-wood structure, plumbing, and ventilation systems, expansion of fire protection systems, and improved fire and life safety egress.
- Gilkey Hall Renovation: approved \$1,045,000 Article XI-Q general obligation bonds to finance \$1,000,000 of project costs and \$45,000 for costs of issuing the bonds and \$2,050,000 Article XI-G bonds to finance \$2,000,000 of project costs and \$50,000 for costs of issuing the bonds. The renovation project will provide a general interior space renewal for the academic directors for undergraduate studies, the

academic success center, the writing center, computer lab, and international programs. The project also includes upgrades to fire and life safety, plumbing, and HVAC systems. The university will provide the constitutionally required match for the Article XI-G bonds.

- Quality Foods and Beverage Center: approved \$9,100,000 Article XI-G general obligation bonds to finance \$9,000,000 of project costs and \$100,000 for costs of issuing the bonds. The project is to construct a 28,500 GSF building which will include three new research and learning pilot facilities for brewing science, wine science, and dairy science. The university will provide the constitutionally required match for the Article XI-G bonds.
- Cascades Expansion – Site Reclamation: approved \$9,145,000 Article XI-Q general obligation bonds to finance \$9,000,000 of project costs and \$145,000 for costs of issuing the bonds. The site restoration project will include partial fill and compaction of a pumice mine to bring the site to a condition ready for infrastructure development. The property, a 46-acre pumice mine site, is adjacent to the 10-acre Cascades Campus and is near downtown Bend.

Portland State University

- Graduate School of Education Facility: approved \$9,145,000 Article XI-Q general obligation bonds to finance \$9,000,000 of project costs and \$145,000 for costs of issuing the bonds, \$36,485,000 Article XI-G general obligation bonds to finance \$36,000,000 of project costs and \$485,000 for costs of issuing the bonds, and \$6,080,000 Article XI-F(1) bonds to finance \$6,000,000 of project costs and \$80,000 for costs of issuing the bonds. The project involves construction of a new Graduate School of Education located at 4th and Montgomery Streets in Portland. The facility will be a seven to ten story mixed use building with approximately 205,000 GSF of space. The project includes acquisition of land and the design and construction of the new building, including equipment and furnishings. The project involves partnership commitments from Portland Community College, City of Portland, and Oregon Health and Sciences University. The university will use partnership contributions and other funds legally available to the university for the constitutionally required match for the Article XI-G bonds. The university expects to support loan repayments to HECC for debt service on the bonds with retail lease income.
- Corbett Building Purchase: reauthorized \$5,100,000 Article XI-F(1) bonds originally authorized in 2015-17 to finance \$5,031,225 of project costs and \$68,775 for costs of issuing the bonds. The project is to purchase the Corbett Building, at 2828 SW Corbett Avenue in Portland, which is currently leased by PSU for its Business Accelerator program. The building is owned by the PSU Foundation through a subsidiary. The university expects to support loan repayments to HECC for debt service on the bonds through savings from lease payments that will no longer be incurred.
- Residence Hall at 12th & Market: approved \$54,225,000 Article XI-F(1) general obligation bonds to finance \$53,500,000 of project costs and \$725,000 for costs of issuing the bonds. The project will involve construction of a new six story housing building on the corner of SW 12th and Market in Portland. The building will be approximately 144,000 GSF of space and result in 201 units and 11,000 GSF for dining services. The university expects to support loan repayments to HECC for debt service on the bonds through student housing revenue.

- Land Acquisition for University Center Building: reauthorized \$10,220,000 Article XI-F(1) bonds originally authorized in 2013-15 and reauthorized in 2015-17, and authorized an additional \$5,040,000 Article XI-F(1) bonds to finance \$15,000,000 of project costs and \$260,000 for costs of issuing the bonds. The project is to purchase land under the university-owned University Center building. The university expects to support loan repayments to HECC for debt service on the bonds through savings from lease payments that will no longer be incurred.

Southern Oregon University

- Central Hall Capital Improvements: approved \$6,125,000 Article XI-Q general obligation bonds to finance \$6,000,000 of project costs and \$125,000 for costs of issuing the bonds. The project includes replacing the HVAC system and electrical systems, upgrading the fire alarm system to meet current code requirements, and addressing water penetration of the exterior concrete façade. The project scope also includes ADA accessibility improvements.

University of Oregon

- Campus for Accelerating Scientific Impact, Phase 1: approved \$50,620,000 Article XI-G general obligation bonds to finance \$50,000,000 of project costs and \$620,000 for costs of issuing the bonds. The project includes construction of the initial phase of the Campus which includes new science lab facilities located north of Franklin Boulevard and other construction, improvements, or acquisitions to support the Campus. The new science lab facilities are expected to be two research structures totaling approximately 150,000 GSF and will house core shared scientific facilities as well as labs. The project is expected to include construction of a sky bridge to connect the science campus to the main campus for safe crossing of Franklin Boulevard. This is phase one of a \$100 million project expected to be completed by June 2020. The university will provide the constitutionally required match for the Article XI-G bonds.

Western Oregon University

- Information Technology Center Renovation, Phase 3: approved \$5,070,000 Article XI-Q bonds to finance \$5,000,000 of project costs and \$70,000 for costs of issuing the bonds and approved \$540,000 Article XI-G bonds to finance \$500,000 of project costs and \$40,000 for costs of issuing the bonds. The project includes seismic improvements to the building structure and replacement of mechanical, electrical and plumbing systems. The first two floors will be remodeled to maximize function, improve access, and comply with current building codes. The university will provide the constitutionally required match for the Article XI-G bonds.
- Oregon Military Building Renovation, Phase 2: approved \$7,335,000 Article XI-Q bonds to finance \$7,200,000 of project costs and \$135,000 for costs of issuing the bonds and approved \$540,000 Article XI-G bonds to finance \$500,000 of project costs and \$40,000 for costs of issuing the bonds. The project includes a redesign and repurpose of the existing military training facility, located within the north perimeter of the

campus, for year-round academic program use, improve ADA accessibility throughout the facility and upgrade mechanical, electrical and plumbing systems. The university will provide the constitutionally required match for the Article XI-G bonds.

HECC - Community Colleges

The Subcommittee approved 12 new capital projects and reauthorized three capital projects approved in prior biennia for community colleges to finance total project costs of \$101,397,241. The projects are included in the budget for the Higher Education Coordinating Commission (HECC). The proceeds of Article XI-G bonds will be used to provide grants from HECC to the applicable community college, and the debt service on the bonds will be paid with General Fund. Each community college must provide the constitutionally required match for the Article XI-G bonds before the bonds can be issued. Match funds may come from a variety of sources including grants, donations, partnership contributions, local bond levies, or some combination of sources. The approved projects are listed below.

- Blue Mountain Community College – Facility for Agricultural Resource Management (FARM) Phase 2: approved \$5,115,000 Article XI-G bonds to finance \$5,000,000 of project costs and \$115,000 for costs of issuing the bonds. The project is to design and construct a new facility to support animal science programs, including veterinary assistant/technician, equine and the livestock judging and rodeo teams. The community college will provide the constitutionally required match for the Article XI-G bonds through various possible revenues.
- Chemeketa Community College – Agricultural Complex: approved \$6,125,000 Article XI-G bonds to finance \$6,000,000 of project costs and \$125,000 for costs of issuing the bonds. The project is to construct a new agricultural complex on the main Salem campus. The complex will include a classroom and office building, storage space, a greenhouse, hoop houses, learning and research gardens, and an incubator farm. The community college will provide the constitutionally required match for the Article XI-G bonds with their Capital Development Reserve Funds.
- Clackamas Community College – DeJardin Building Addition: approved \$8,140,000 Article XI-G bonds to finance \$8,000,000 of project costs and \$140,000 for costs of issuing the bonds. The project is to construct an 18,500 sq. ft. addition to the DeJardin building to house state-of-the-art science laboratories for chemistry, biology, and microbiology along with informal learning space lab support/shared preparation space for staff efficiency and general purpose classroom. The project scope also includes renovation and repurpose of approximately 20,000 sq. ft. of lab space in Pauling, which will be vacated after the DeJardin addition is complete, to support other STEM programs such as engineering. The community college will provide the constitutionally required match for the Article XI-G bonds with funds from 2017 tax supported bonds approved by voters in 2014.
- Clackamas Community College – Student Services and Community Commons: approved \$8,140,000 Article XI-G bonds to finance \$8,000,000 of project costs and \$140,000 for costs of issuing the bonds. The project includes replacement of the current community center with a new building that will provide approximately 54,500 sq. ft., doubling the current square footage for programs and services. The Student Services and Community Commons will house community common event space; multi-purpose meetings rooms and classrooms; informal learning and study lounges; student support services offices; student government and student organizations offices; and consolidation of the

bookstore and dining facilities. The community college will provide the constitutionally required match for the Article XI-G bonds with funds from 2017 tax supported bonds approved by voters in 2014.

- Clatsop Community College - Marine Science Center Renovation and Expansion: approved \$8,135,000 in Article XI-G bonds to finance \$7,996,994 of projects costs and \$138,006 for costs of issuing the bonds. The project is to renovate and expand the Marine Science Center building on the Marine and Environmental Research Training Station (MERTS) campus, including the addition of a second floor, labs, and expanded faculty and support space. The project scope also includes updated infrastructure throughout and in support of the new building and programs space. The community college will provide the constitutionally required match for the Article XI-G bonds through various funding options, including bonds and a capital campaign.
- Columbia Gorge Community College – Middle College Prototype Facility: reauthorized \$7,400,000 in Article XI-G bonds to finance \$7,320,000 of project costs and \$80,000 for costs of issuing the bonds. This project was approved as a scope change in HB 5202 (2016) to the originally approved Advanced Technology Center project, which was authorized in SB 5507 (2013) and reauthorized in HB 5005 (2015). The project is to construct a Middle College Prototype facility to be used by the college and the North Wasco School District to focus on grades 11 through 14 and the transition between high school and post-secondary education. The project involves: a Treaty Oak Regional Skills Center, which will include a high-bay skills center, portable equipment stations, CTE training and business incubator; equipment bay for the fire science training program; fitness facilities and a track/soccer field; and on-campus workforce housing for CGCC enrollees, Mid-Col. Fire & Rescue District response personnel and trainees. The community college will provide the constitutionally required match for the Article XI-G bonds through a combination of direct private and public investment.
- Lane Community College – Health Care Village Facility: approved \$8,140,000 Article XI-G bonds to finance \$8,000,000 of project costs and \$140,000 for costs of issuing the bonds. The project is to construct a new facility on the main campus for the dental clinic, dental lab, medical office assistant, faculty offices, and support spaces. This facility is expected to provide sufficient space for program consolidation, sterilization, student workspace, and modern equipment/technology for the dental programs. The community college will to provide the constitutionally required match for the Article XI-G bonds through a local bond levy and/or private fundraising.
- Linn-Benton Community College – Student Advising and Campus Safety Center: approved \$7,635,000 Article XI-G bonds to finance \$7,500,000 of project costs and \$135,000 for costs of issuing the bonds. The project involves renovation of the student affairs and campus safety spaces, including creation of a new Student Advising Center and expanding space for public safety and disability services. This project also includes renovation of the career technical center and classroom space. The community college will provide the constitutionally required match for the Article XI-G bonds with proceeds from a 2014 bond issuance.
- Mt. Hood Community College – Maywood Park Center: approved \$8,140,000 Article XI-G bonds to finance \$8,000,000 of project costs and \$140,000 for costs of issuing the bonds. The project is to construct a new 60,000 sq. ft. building, the Maywood Park Center, to replace the current Maywood Park building. The new facility will provide space for classrooms, student services, workforce support, administration,

community meetings, and building support space. The building will house the college's western district workforce training, certificate and degree programs. The community college will provide the constitutionally required match for the Article XI-G bonds through various possible revenue sources which may include grants, donations, partnership contributions, a local bond levy, or some combination of sources.

- Oregon Coast Community College – Workforce Education and Resiliency Center: approved \$8,140,000 Article XI-G bonds to finance \$8,000,000 of project costs and \$140,000 for costs of issuing the bonds. The project is to construct a new 30,000 sq. ft., two story building to provide space for workforce development academic programs, student study areas, as well as administrative and faculty offices. The community college will provide the constitutionally required match for the Article XI-G bonds through various revenues, including a local bond levy and a capital construction campaign.
- Portland Community College – Health Technology Building Renovation: approved \$8,140,000 Article XI-G bonds to finance \$8,000,000 of project costs and \$140,000 for costs of issuing the bonds. The renovation project is to demolish the 55,800 sq. ft. interior space, reconstruct instructional spaces, replace restroom fixtures and locker rooms, incorporate seismic standards, and replace non code compliant mechanical, electrical and plumbing systems. The community college will provide the constitutionally required match for the Article XI-G bonds with proceeds from a 2008 bond levy and a 2017 bond levy (if approved).
- Rogue Community College – Elk Building Science Facility Renovation and Expansion: approved \$6,125,000 Article XI-G bonds to finance \$6,000,000 of project costs and \$125,000 for costs of issuing the bonds. The project includes renovation of the existing 10,086 sq. ft. Elk Building science facility and adding 16,000 sq. ft. of space to provide the nursing and allied health programs with a more modern science facility. The project will increase instructional capacity, redesign lab spaces, and expand infrastructure to meet current and future academic needs. The community college will provide the constitutionally required match for the Article XI-G bonds with proceeds from a May 2016 bond.
- Southwestern Oregon Community College – Dellwood Hall Remodel and Expansion: approved \$2,805,000 Article XI-G bonds to finance \$2,749,997 of project costs and \$55,003 for costs of issuing the bonds. The project is to remodel Dellwood Hall including construction of a 12,100 sq. ft. second floor onto the existing one story building. The project will integrate all student services into one building to create a comprehensive Student Services Center. The community college will provide the constitutionally required match for the Article XI-G bonds with private funds, grants, and possibly a bond levy.
- Treasure Valley Community College – Workforce Vocational Center: reauthorized \$2,865,000 in Article XI-G bonds to finance \$2,830,250 of project costs and \$34,750 for costs of issuing the bonds. This project was originally approved in SB 5507 (2013) and was reauthorized in HB 5005 (2015). The project involves construction of a new facility to expand space for welding training and to house natural resource, renewable energy, wild land fire, construction trades, and waste water management programs. The community college will provide the constitutionally required match for the Article XI-G bonds with grants, fundraising, and/or a district bond levy.

- Umpqua Community College – Industrial Technology Building: reauthorized \$8,140,000 in Article XI-G bonds to finance \$8,000,000 of project costs and \$140,000 for costs of issuing the bonds. This project was originally approved in SB 5507 (2013) and was reauthorized in HB 5005 (2015). The project is to construct a new two-story, 68,000 sq. ft. building that will bring together automotive, welding/fabrication, and manufacturing programs into one facility. The project includes a 20-bay automotive service shop, tools room, auto classroom, lab, small lobby, and four faculty offices. The community college will provide the constitutionally required match for the Article XI-G bonds with a bond levy and/or fundraising.

Senate Bill 5505, SECTIONS 1 - 3.

Program Designation	2015-17 Legislatively Approved	2017-19 Governor's Budget	2017-19 Committee Recommendations	Changes from Governor's Budget
GENERAL OBLIGATION BONDS				
General Fund Obligations				
Higher Education Coordinating Comm. - PU (Art. XI-G)	\$ 92,450,000	\$ 121,690,000	\$ 101,385,000	\$ (20,305,000)
Higher Education Coordinating Comm. - CC (Art. XI-G)	\$ 58,401,600	\$ 102,795,250	\$ 103,185,000	\$ 389,750
Oregon Health and Science University (Art. XI-G)	\$ 200,035,000	\$ -	\$ -	\$ -
Dept of Environmental Quality (Art. XI-H)	\$ -	\$ 10,300,000	\$ 10,300,000	\$ -
Oregon Business Development Dept. (Art. XI-M)	\$ 176,870,000	\$ 161,680,000	\$ 101,180,000	\$ (60,500,000)
Oregon Business Development Dept. (Art. XI-N)	\$ 30,440,000	\$ 40,580,000	\$ 20,430,000	\$ (20,150,000)
Oregon Department of Education (Art. XI-P)	\$ 126,210,000	\$ 120,065,000	\$ 100,985,000	\$ (19,080,000)
Department of Administrative Services (Art. XI-Q)	\$ 433,460,000	\$ 411,752,389	\$ 563,839,225	\$ 152,086,836
Oregon Department of Transportation (Art. XI, Sec. 7)	\$ 35,475,000	\$ -	\$ -	\$ -
Dedicated Fund Obligations				
Department of Veterans' Affairs (Art. XI-A)	\$ 100,000,000	\$ 120,000,000	\$ 120,000,000	\$ -
Higher Education Coordinating Comm. (Art. XI-F(1))	\$ 74,225,000	\$ 81,470,000	\$ 86,570,000	\$ 5,100,000
Dept of Environmental Quality (Art. XI-H)	\$ 10,000,000	\$ 10,000,000	\$ 10,000,000	\$ -
Water Resources Department (Art. XI-I(1))	\$ 30,520,000	\$ -	\$ -	\$ -
Housing and Community Services Dept (Art. XI-I(2))	\$ 25,000,000	\$ 25,000,000	\$ 25,000,000	\$ -
Department of Energy/OBDD (Art. XI-J)	\$ 25,000,000	\$ -	\$ -	\$ -
Department of Administrative Services (Art. XI-Q)	\$ 17,275,000	\$ 2,607,611	\$ 14,435,775	\$ 11,828,164
Total General Obligation Bonds	\$ 1,435,361,600	\$ 1,207,940,250	\$ 1,257,310,000	\$ 49,369,750
REVENUE BONDS				
Direct Revenue Bonds				
Housing and Community Services Department	\$ 300,000,000	\$ 300,000,000	\$ 300,000,000	\$ -
Department of Transportation				
Highway User Tax	\$ 393,160,000	\$ -	\$ -	\$ -
Oregon Business Development Department	\$ 30,000,000	\$ 30,000,000	\$ 30,000,000	\$ -
Department of Administrative Services				
Lottery Revenue Bonds	\$ 213,125,000	\$ 219,915,000	\$ 199,860,000	\$ (20,055,000)
Total Direct Revenue Bonds	\$ 936,285,000	\$ 549,915,000	\$ 529,860,000	\$ (20,055,000)

Pass Through Revenue Bonds

Oregon Business Development Department				
Industrial Development Bonds	\$ 200,000,000	\$ 400,000,000	\$ 400,000,000	\$ -
Beginning and Expanding Farmer Loan Program	\$ 10,000,000	\$ 10,000,000	\$ 10,000,000	\$ -
Oregon Facilities Authority	\$ 950,000,000	\$ 1,350,000,000	\$ 1,350,000,000	\$ -
Housing and Community Services Department	\$ 250,000,000	\$ 250,000,000	\$ 325,000,000	\$ 75,000,000
Total Pass Through Revenue Bonds	\$ 1,410,000,000	\$ 2,010,000,000	\$ 2,085,000,000	\$ 75,000,000
Total Revenue Bonds	\$ 2,346,285,000	\$ 2,559,915,000	\$ 2,614,860,000	\$ 54,945,000

OTHER FINANCING AGREEMENTS

Department of Administrative Services	\$ 46,500,000	\$ 10,000,000	\$ 110,985,000	\$ 100,985,000
---------------------------------------	----------------------	----------------------	-----------------------	-----------------------

Senate Bill 5505, SECTION 4

Private Activity Bond Allocation for Calendar Years 2018 and 2019

Allocation For:	2015-17 Legislatively Approved Budget		2017-19 Committee Recommendations	
	2016 Calendar Year	2017 Calendar Year	2018 Calendar Year	2019 Calendar Year
Oregon Business Development Department, Industrial Development Bonds	\$ 40,000,000	\$ 40,000,000	\$ 40,000,000	\$ 40,000,000
Oregon Business Development Department, Beginning and Expanding Farmer Loan Program	\$ 5,000,000	\$ 5,000,000	\$ 5,000,000	\$ 5,000,000
Oregon Housing & Community Services Department	\$ 125,000,000	\$ 125,000,000	\$ 125,000,000	\$ 125,000,000
State Department of Energy	\$ 5,000,000	\$ 5,000,000	\$ -	\$ -
Private Activity Bond Committee	\$ 222,023,900	\$ 222,023,900	\$ 239,346,500	\$ 239,346,500
Totals	\$ 397,023,900	\$ 397,023,900	\$ 409,346,500	\$ 409,346,500

Enrolled Senate Bill 5506

Printed pursuant to Senate Interim Rule 213.28 by order of the President of the Senate in conformance with possession filing rules, indicating neither advocacy nor opposition on the part of the President (at the request of Oregon Department of Administrative Services)

CHAPTER

AN ACT

Relating to state financial administration; creating new provisions; amending sections 1 and 2, chapter 808, Oregon Laws 2015; and declaring an emergency.

Be It Enacted by the People of the State of Oregon:

SECTION 1. Notwithstanding any other law limiting expenditures, the following amounts are established for a six-year period beginning July 1, 2017, as the maximum limits for payment of expenses from fees, moneys or other revenues, including Miscellaneous Receipts, but excluding lottery funds and federal funds, collected or received by the state agencies listed, for the acquisition of land and the acquisition, planning, constructing, altering, repairing, furnishing and equipping of buildings and facilities:

- (1) Oregon Department of Buildings and facilities:
 - (a) Oregon Department of Administrative Services:
 - Mission Critical Facility
 - Yellow Lot Building \$ 4,579,431
 - (b) Department of Human Services Building Upgrades..... \$ 3,743,000
 - (c) Employment Building Upgrades \$ 6,236,000
 - (d) Electrical Upgrades and Replacements..... \$ 3,890,000
 - (e) Capitol Mall Parking Structure Study and Upgrades \$ 2,926,000
 - (f) Planning..... \$ 500,000
 - (g) Boiler and Heating Upgrades \$ 1,234,000
 - (h) Portland Crime Lab Upgrade..... \$ 1,162,000
 - (i) Parking Lot Upgrades..... \$ 3,500,000
 - (j) Portland State Office Building Renovation..... \$ 13,146,000
 - (k) State Data Center Power Upgrades..... \$ 11,000,000

(L)	Elected Official Staff	
	Relocation	\$ 6,300,000
(2)	Oregon Military Department:	
(a)	Regional Armory	
(b)	Emergency Enhancement	\$ 8,534,400
	Grants Pass Armory Service	
(c)	Life Extension.....	\$ 3,270,356
	Future Readiness Center	
	Sites	\$ 1,730,000
(3)	Oregon Youth Authority:	
(a)	Capital Improvements.....	\$ 17,168,249
(b)	Maclaren 7 West Cottages	
(c)	Renovation	\$ 21,177,200
	Rogue Valley Facility	
(4)	Improvements	\$ 10,973,465
(a)	Department of Corrections:	
	Capital Improvements and	
(b)	Renewal.....	\$ 26,293,534
(5)	Technology Infrastructure.....	\$ 12,200,000
	Department of Veterans'	
	Affairs:	
(a)	Roseburg Veterans' Home	\$ 10,500,000
(b)	Oregon Veterans' Home	
(6)	Capital Improvements.....	\$ 2,450,000
	Department of Transportation,	
	Toledo Maintenance	
(7)	Station Phase I.....	\$ 6,300,000
(a)	Oregon Department of Aviation:	
	Bandon Electrical, Gate,	
(b)	Obstruction Removal	\$ 192,500
	McDermitt State Airport	
(c)	Runway and Taxi	\$ 120,000
(d)	Chiloquin Taxi and Fencing	\$ 110,000
	Lebanon Taxi and Apron	
(8)	Rehabilitation.....	\$ 110,000
(9)	State Department of Fish and	
	Wildlife, Deferred Maintenance	\$ 10,000,000
	State Forestry Department,	
(10)	Toledo Facility Replacement.....	\$ 3,832,965
	Housing and Community	
	Services Department,	
(11)	Family Affordable Housing	\$ 80,000,000
	Department of	
	Education, Oregon School	
	for the Deaf Facility	
(12)	Improvements	\$ 4,297,558
	Legislative Administration	
	Committee, Capitol Accessibility	
(13)	Maintenance and Safety.....	\$ 13,720,642
(a)	Oregon Judicial Department:	
	Multnomah County Courthouse	
	Furnishings and Equipment.....	\$ 8,900,000

(b) Oregon Supreme Court
Building Renovation..... \$ 6,000,000

SECTION 2. Notwithstanding any other law limiting expenditures, the following amounts are established for a six-year period beginning July 1, 2017, as the maximum limits for the expenditure of federal funds collected or received by the Oregon Department of Aviation, for the acquisition of land and the acquisition, planning, constructing, altering, repairing, furnishing and equipping of buildings and facilities:

- (1) Bandon Electrical, Gate,
Obstruction Removal..... \$ 1,732,500
- (2) McDermitt State Airport
Runway and Taxi \$ 1,080,000
- (3) Chiloquin Taxi and Fencing \$ 990,000
- (4) Lebanon Taxi and Apron
Rehabilitation..... \$ 990,000

SECTION 3. Notwithstanding any other law limiting expenditures, the amount of \$330,825,000 is established for a six-year period beginning July 1, 2017, as the maximum limit for payment of expenses from fees, moneys or other revenues, including Miscellaneous Receipts and reimbursements from federal service agreements, but excluding lottery funds and federal funds not described in this section, collected or received by the Higher Education Coordinating Commission, for expenditures of proceeds from state bonds issued for the benefit of a public university, pursuant to agreements between the commission and a public university.

SECTION 4. Notwithstanding any other law limiting expenditures, the amount of \$101,397,241 is established for a six-year period beginning July 1, 2017, as the maximum limit for payment of expenses from fees, moneys or other revenues, including Miscellaneous Receipts and reimbursements from federal service agreements, but excluding lottery funds and federal funds not described in this section, collected or received by the Higher Education Coordinating Commission, for expenditures of proceeds from state bonds issued for the benefit of a community college, pursuant to agreements between the commission and a community college.

SECTION 5. The project approvals and expenditure limitations in sections 1, 2, 3 and 4 of this 2017 Act and the expenditure limitations established by the Emergency Board during the biennium beginning July 1, 2017, for capital construction or acquisition projects, expire on June 30, 2023, unless otherwise noted.

SECTION 6. The expiration dates of the project approvals and expenditure limitations authorized by the Legislative Assembly for the following projects are extended to the following dates:

- (1) Oregon Department of
Administrative Services:
 - (a) Department of Environmental
Quality and Public Health
Laboratory Roof Replacement
(other funds) (May 25, 2016,
Emergency Board,
Item No. 62) June 30, 2018
 - (b) Capital and Tenant Improvements
for 550 Building (other funds)
(May 25, 2016, Emergency
Board, Item No. 62) June 30, 2018
- (2) Higher Education Coordinating
Commission:
 - (a) Lane Community College

Science, Technology, Engineering and Math Classrooms and Labs (other funds) (section 11 (8), chapter 79, Oregon Laws 2012, as amended by section 12, chapter 66, Oregon Laws 2016) . June 30, 2018

(b) Rogue Community College Manufacturing and Fabrication Flex Lab (other funds) (section 11 (13), chapter 79, Oregon Laws 2012, as amended by section 12, chapter 66, Oregon Laws 2016) June 30, 2018

(c) Umpqua Community College Roseburg Regional Health Occupations Training Center (other funds) (section 7 (9), chapter 904, Oregon Laws 2009, and section 7, chapter 727, Oregon Laws 2013) June 30, 2018

(d) Portland Community College Health Professions Center (other funds) (section 6 (11), chapter 727, Oregon Laws 2013) June 30, 2021

(3) State Department of Fish and Wildlife, Ruby Pipeline (other funds) (section 1 (4)(a), chapter 615, Oregon Laws 2011) June 30, 2019

(4) Oregon Military Department: (a) The Dalles Readiness Center (other funds) (section 1 (3)(a), chapter 615, Oregon Laws 2011) June 30, 2018

(b) The Dalles Readiness Center (federal funds) (section 2 (2), chapter 615, Oregon Laws 2011) June 30, 2018

(5) Department of Transportation: (a) Salem Baggage Depot Renovations (other funds) (May 30, 2014, Emergency Board, Item No. 41) June 30, 2019

(b) Salem Baggage Depot Renovations (federal funds) (May 30, 2014, Emergency Board, Item No. 41) June 30, 2019

SECTION 7. Notwithstanding any other law limiting expenditures, and in lieu of the limitation on expenditures established at the May 2014 Emergency Board meeting (Item No. 41), the amount of \$373,324 is established for a six-year period beginning July 1, 2013, as the maximum limit for payment of expenses for renovating the Salem Baggage Depot from fees,

moneys or other revenues, including Miscellaneous Receipts, but excluding lottery funds and federal funds, collected or received by the Department of Transportation.

SECTION 8. Notwithstanding any other law limiting expenditures, and in lieu of the limitation on expenditures established at the May 2014 Emergency Board meeting (Item No. 41), the amount of \$2,415,824 is established for a six-year period beginning July 1, 2013, as the maximum limit for payment of expenses for renovating the Salem Baggage Depot from federal funds collected or received by the Department of Transportation.

SECTION 9. Notwithstanding any other law limiting expenditures, and in lieu of the limitation on expenditures established at the May 2016 Emergency Board meeting (Item No. 62), the amount of \$5,400,000 is established for a six-year period beginning July 1, 2015, as the maximum limit for payment of expenses for capital and tenant improvements at the 550 Building from fees, moneys or other revenues, including Miscellaneous Receipts, but excluding lottery funds and federal funds, collected or received by the Oregon Department of Administrative Services.

SECTION 10. Section 1, chapter 808, Oregon Laws 2015, as amended by section 1, chapter 67, Oregon Laws 2016, is amended to read:

Sec. 1. Notwithstanding any other law limiting expenditures, the following amounts are established for a six-year period beginning July 1, 2015, as the maximum limits for payment of expenses from fees, moneys or other revenues, including Miscellaneous Receipts, but excluding lottery funds and federal funds, collected or received by the state agencies listed, for the acquisition of land and the acquisition, planning, constructing, altering, repairing, furnishing and equipping of buildings and facilities:

(1)	Oregon Department of Administrative Services:	
(a)	North Campus Demolition and Site Improvement.....	\$ 8,300,000
(b)	Department of Environmental Quality Public Health Lab Emergency Generator Upgrade....	\$ 2,926,140
(c)	Employment Building Upgrades....	\$ 2,217,398
(d)	Electrical Upgrades/ Replacements.....	\$ 2,089,795
(e)	Department of Human Services Building, Cooling Tower Replacement	\$ 1,701,702
(f)	Executive Building Elevator Upgrades.....	\$ 875,461
(g)	Executive Building Fire Sprinkler.....	\$ 89,322
(h)	Planning	\$ 350,000
(i)	Capital Investments/ Acquisitions	\$ 17,000,000
(j)	Executive Building Central Stairway Upgrade.....	\$ 377,443
(k)	Oregon State Fair Capital Repairs and Deferred Maintenance	\$ 2,500,000
(2)	Oregon Military Department: New Headquarters	
(a)	Facilities.....	\$ 6,700,000
(b)	Youth Challenge Army	\$ 4,977,000
(c)	Planning and Pre-design	\$ 136,281

(d)	Oregon Military Museum.....	\$ 725,963
(e)	Regional Training Institute	\$ 11,500,000
(3)	Oregon Youth Authority: Rogue Valley Facility	
(a)	Improvements	\$ 9,880,000
(b)	Maclaren Facility Improvements	\$ 30,934,000
(c)	CCTV Cameras	\$ 1,147,435
(d)	Deferred Maintenance and Capital Improvements	\$ 7,058,000
(4)	Department of Corrections, Deferred Maintenance	\$ 14,220,432
(5)	Housing and Community Services Department, Family Affordable Housing	\$ 40,000,000
(6)	Department of Transportation: South Coast Maintenance Station	\$ 4,500,000
(b)	Meacham Maintenance Station	\$ 7,500,000
(c)	Maintenance Facilities Colocation	\$ 1
(d)	Highway Improvement Projects.....	\$ 35,000,000
(7)	Oregon Department of Aviation: Condon State Airport, Renovations	\$ 226,111
(b)	McDermitt State Airport, Rehabilitation.....	\$ 201,667
(c)	Aurora State Airport, Apron/ Taxiway and Taxilane Project.....	\$ 130,000
(8)	Department of Veterans' Affairs, The Dalles Veterans' <i>Home Renovation</i>	\$ 1,510,547 \$ 2,475,976
(9)	State Department of Fish and Wildlife: (a) Cedar Creek Hatchery and Fish Passage Improvements	\$ 2,000,000
(b)	Lower Deschutes River Ranch Acquisition.....	\$ 227,269
(10)	Legislative Administration Committee, State Capitol Capital Repairs and Improvements.....	\$ 30,000,000

SECTION 11. Section 2, chapter 808, Oregon Laws 2015, as amended by section 1, chapter 67, Oregon Laws 2016, is amended to read:

Sec. 2. Notwithstanding any other law limiting expenditures, the following amounts are established for a six-year period beginning July 1, 2015, as the maximum limits for the expenditure of federal funds collected or received by the state agencies listed, for the acquisition of land and the acquisition, planning, constructing, altering, repairing, furnishing and equipping of buildings and facilities:

- (1) Oregon Military Department:

(a)	Planning and Predesign	\$ 140,770
(b)	New Headquarters Facilities.....	\$ 18,463,000
(c)	Medford Armory	\$ 2,884,448
(d)	Baker City Readiness Center	\$ 750,000
(e)	Sharff Hall/Maison Armory	\$ 2,051,033
(2)	State Department of Fish and Wildlife:	
(a)	Willamette Falls Fishway Repair	\$ 1,000,000
(b)	Lower Deschutes River Ranch Acquisition.....	\$ 1,323,750
(c)	Clackamas Hatchery Intake System.....	\$ 450,000
(3)	Oregon Department of Aviation:	
(a)	Condon State Airport, Renovations.....	\$ 2,035,000
(b)	McDermitt State Airport, Rehabilitation.....	\$ 1,815,000
(c)	Aurora State Airport, Apron/Taxiway and Taxilane Project.....	\$ 1,170,000
(4)	Department of Veterans' Affairs, The Dalles Veterans' Home Renovation.....	\$ 2,805,3031
	Home Renovation.....	\$ 3,302,891

SECTION 12. The Legislative Assembly approves the proposal of the Oregon Military Department, submitted in accordance with ORS 396.515 (4), for the sale of the Burns Armory and 40 acres of land in La Grande, Oregon.

SECTION 13. This 2017 Act being necessary for the immediate preservation of the public peace, health and safety, an emergency is declared to exist, and this 2017 Act takes effect on July 1, 2017.

Passed by Senate July 6, 2017

Received by Governor:

.....M,....., 2017

.....
Lori L. Brocker, Secretary of Senate

Approved:

.....M,....., 2017

.....
Peter Courtney, President of Senate

.....
Kate Brown, Governor

Passed by House July 7, 2017

Filed in Office of Secretary of State:

.....
Tina Kotek, Speaker of House

.....M,....., 2017

.....
Dennis Richardson, Secretary of State

SB 5506 A BUDGET REPORT and MEASURE SUMMARY

Carrier: Sen. Girod

Joint Committee On Ways and Means

Action Date: 07/03/17

Action: Do pass with amendments. (Printed A-Eng.)

Senate Vote

Yeas: 11 - DeBoer, Devlin, Frederick, Girod, Hansell, Johnson, Manning Jr, Monroe, Roblan, Steiner Hayward, Winters

Nays: 1 - Thomsen

House Vote

Yeas: 8 - Gomberg, Holvey, Huffman, McLane, Nathanson, Rayfield, Smith Warner, Williamson

Exc: 3 - Smith G, Stark, Whisnant

Prepared By: Jean Gabriel, Department of Administrative Services

Reviewed By: Amanda Beitel, Legislative Fiscal Office

Capital Construction – Various Agencies

2017-19

Capital Construction – Department of Administrative Services

2015-17

Capital Construction – Department of Veterans’ Affairs

2015-17

Capital Construction – Department of Transportation

2013-15

Budget Summary

	2015-17 Legislatively Approved Budget ⁽¹⁾	2017-19 Committee Recommendation	Committee Change from 2015-17 Leg. Approved	
			\$ Change	% Change
Other Funds Capital Construction	\$ 579,755,952	\$ 738,319,541	\$ 158,563,589	27.4%
Federal Funds Capital Construction	\$ 34,888,304	\$ 4,792,500	\$ (30,095,804)	-86.3%
Total	\$ 614,644,256	\$ 743,112,041	\$ 128,467,785	20.9%

2015-17 Supplemental Expenditure Limitation Adjustments

Department of Administrative Services

Capital and Tenant Improvements for 550 Building (Other Funds) \$ 1,400,000 \$ 1,400,000

Oregon Department of Veterans' Affairs

The Dalles Veterans' Home Renovation (Other Funds) \$ 965,429 \$ 965,429

The Dalles Veterans' Home Renovation (Federal Funds) \$ 497,588 \$ 497,588

2013-15 Supplemental Expenditure Limitation Adjustments

Department of Transportation

Salem Baggage Depot Renovation (Other Funds) \$ 94,483 \$ 94,483

Salem Baggage Depot Renovation (Federal Funds) \$ 825,517 \$ 825,517

⁽¹⁾ Includes adjustments through December 2016

Revenue Summary

Other Fund revenues include proceeds from the issuance of general obligation bonds authorized under Article XI-Q, XI-G, and XI-F (1) of Oregon’s Constitution, the depreciation component of the Uniform Rent program and other deposits in the Department of Administrative Services Capital Projects Fund established by ORS 276.005, reserves of the Veterans’ Home Program, Oregon Military Department Capital Construction Account (surplus property sale proceeds), aircraft registration fees assessed in accordance with ORS 837.040 and 837.045, donations, and state gasoline tax and driver and vehicle related fees. Federal Funds revenues are from the U.S. Department of Veterans’ Affairs construction grant program, the Federal Transit Administration grant program, the Federal Aviation Administration’s General Aviation Entitlement Program, and the Federal Airport Improvement Program.

Summary of Capital Construction Subcommittee Action

SB 5506 provides six-year expenditure limitation for capital construction projects. Projects in excess of \$1.0 million for the acquisition of land and the acquisition, planning, constructing, altering, repairing, furnishing, and equipping of building and facilities are categorized as capital construction projects. In addition, SB 5506 extends the six-year expiration dates and expenditure limitations for specified projects.

Oregon Department of Administrative Services

Mission Critical Facility Yellow Lot Building: \$4,579,431 Other Funds (Capital Projects Fund) is approved for planning for a seismically resilient facility to be located on the yellow lot to protect critical state government operations in the event of an earthquake.

Department of Human Services Building Upgrades: \$3,743,000 Other Funds (Capital Projects Fund) is approved to upgrade the electrical and plumbing systems, replace lights with LED's and new controls, and replace water heaters.

Employment Building Upgrades: \$6,236,000 Other Funds (Capital Projects Fund) is approved to upgrade the electrical system, roof and restrooms and replace the plumbing, flooring, chillers, cooling tower, and air conditioning units.

Electrical Upgrades and Replacements: \$3,890,000 Other Funds (Capital Projects Fund) is approved to upgrade electrical panels, increase electrical capacity, and replace lights with LED's and new controls in several state buildings.

Capitol Mall Parking Structure Study and Upgrades: \$2,926,000 Other Funds (Capital Projects Fund) is approved for a study, replacing the membrane on the parking structure roof, an engineering assessment, and renovation of concrete spalling and rebar damage.

Planning: \$500,000 Other Funds (Capital Projects Fund) is approved to contract with various architects, engineers, and other specialists to develop feasibility analysis and reliable cost information; to prepare preliminary design for small to medium-sized projects; and to evaluate options to address maintenance problems.

Boiler and Heating Upgrades: \$1,234,000 Other Funds (Capital Projects Fund) is approved to replace and upgrade hot water heaters and boilers in several state buildings.

Portland Crime Lab Upgrade: \$1,162,000 Other Funds (Capital Projects Fund) is approved to upgrade the chiller, pumps, and cooling tower to increase the cooling HVAC systems capacity.

Parking Lot Upgrades: \$3,500,000 Other Funds (Capital Projects Fund) is approved to install EV charging stations and perform surface replacement and upgrades in multiple state-owned parking lots.

Portland State Office Building Renovation: \$13,146,000 Other Funds (Article XI-Q Bonds) is approved to renovate the building exterior, including replacement of the windows and roof; upgrade security, electrical and HVAC systems; painting; and renovating restrooms.

State Data Center Power Upgrades: \$11,000,000 Other Funds (State Information Technology Operating Fund) is approved to upgrade power and increase capacity of the data center.

Elected Official Staff Relocation: \$6,300,000 Other Funds (Capital Projects Fund) is approved to renovate the historic State Library building for relocation of the Office of the Governor's staff from the Oregon State Capitol. The work is scheduled to occur in three phases beginning in July 2017.

Capital and Tenant Improvements for 550 Building: \$1,400,000 Other Funds (Capital Projects Fund) is approved as an increase to the 2015-17 capital construction limitation for capital and tenant improvements that exceed the \$4,000,000 established for the project by the May 2016 Emergency Board.

The Subcommittee approved the extension of the project expiration date and expenditure limitation for Department of Environmental Quality and Public Health Laboratory Roof Replacement (Other Funds) to June 30, 2018 and Capital and Tenant Improvements for 550 Building (Other Funds) to June 30, 2018.

Oregon Military Department

Regional Armory Emergency Enhancement: \$8,534,400 Other Funds (Article XI-Q Bonds) is approved for making structural improvements to bring the following three facilities to essential facility standards for seismic events: Coos Bay Armory, Newport Armory, and the Anderson Readiness Center in Salem. The project includes seismic structural upgrades, backup power and water systems, and emergency equipment and fuel storage for the three facilities.

Grants Pass Armory Service Life Extension: \$3,270,356 Other Funds (Article XI-Q Bonds) is approved for a service life extension project to renovate the facility. The project is for design and construction of additions and alterations to the Grants Pass Armory to bring the building into conformance with current building code. The project will upgrade mechanical, electrical and plumbing systems; remodel the existing classrooms, administrative space, latrines and showers, equipment storage areas, kitchen, and assembly hall areas; replace failed paving areas; and replace existing site lighting, landscaping and fencing.

Future Readiness Center Sites: \$1,730,000 Other Funds (Capital Construction Account) is approved for the purchase of two parcels of land necessary to construct two new Readiness Centers as replacements for the Hillsboro and Redmond Armories. One property is located in Washington County and the other is located in Deschutes County.

The Subcommittee approved the extension of the project expiration date and expenditure limitation for The Dalles Readiness Center (Other Funds) to June 30, 2018 and The Dalles Readiness Center (Federal Funds) to June 30, 2018.

The Subcommittee also approved the proposal from the Oregon Military Department, as required by ORS 396.515 (4), for the sale of the Burns Armory and 40 acres of land in La Grande.

Oregon Youth Authority

Capital Improvements: \$17,168,249 Other Funds (Article XI-Q Bonds) is approved for capital improvements to permanent structures and fixtures to address needs identified by the Facility Condition Assessment completed on the department's facilities.

MacLaren West 7 Cottages Renovation: \$21,177,200 Other Funds (Article XI-Q Bonds) is approved for capital improvements to renovate and remodel seven living units on the west side of the campus at MacLaren Youth Correctional Facility. Article XI-Q bonds have been approved in SB 5505 to finance Phase 1 of this project with \$15,177,200 of bond proceeds in 2017-19.

Rogue Valley Facility Improvements: \$10,973,465 Other Funds (Article XI-Q Bonds) is approved for capital improvements to renovate and remodel four living units at the Rogue Valley Youth Correctional Facility. Article XI-Q bonds have been approved in SB 5505 to finance Phase 1 of this project with \$6,973,465 of bond proceeds in 2017-19.

Department of Corrections

Capital Improvements and Renewal: \$26,293,534 Other Funds (Article XI-Q bonds) is approved to make improvements in several facilities including roofs, HVAC, surveillance, and infrastructure improvements to address needs identified in the Facility Condition Assessment completed on the department's facilities.

Technology Infrastructure: \$12,200,000 Other Funds (Article XI-Q bonds) is approved for the VOIP Telephony Upgrade and Install project to upgrade and install technology infrastructure that will support a voice-over-internet protocol telephone system.

Oregon Department of Veterans' Affairs

Roseburg Veterans' Home: \$10,500,000 Other Funds (Article XI-Q Bonds) is approved to build a new Veterans' home in Roseburg.

Oregon Veterans' Home Capital Improvements: \$2,450,000 Other Funds (Article XI-Q Bonds) is approved to fund the following two projects: The Dalles Veterans' Home Capital Improvements: \$1,150,000 Other Funds is approved for construction of a new educational building and daycare building, upgrades to wireless and security infrastructure, and phone system replacement; and Lebanon Veterans' Home Parking Lot: \$1,300,000 Other Funds is approved to build a new parking lot at the veteran's home in Lebanon.

The Dalles Veterans' Home Renovation: \$497,588 Federal Funds (U.S. Department of Veterans' Affairs construction grant) and \$965,429 Other Funds (Veterans' Home Program reserves) are approved as increases to 2015-17 capital construction limitation for major renovations to the state veterans' home located in The Dalles. Federal Funds capital construction limitation is increased from \$2,805,303 to \$3,302,891 and Other Funds capital construction limitation is increased from \$1,510,547 to \$2,475,976 to accommodate higher construction costs.

Department of Transportation

Toledo Maintenance Station Phase I: \$6,300,000 Other Funds (fee revenue) is approved to fund Phase 1 of the project for a new maintenance station in the Toledo area to replace the Ona Beach maintenance station. Phase 1 includes land acquisition, site preparation, design, and construction of buildings that will be shared by the Oregon Department of Forestry.

Salem Baggage Depot Renovation: \$94,483 Other Funds (donation) and \$825,517 Federal Funds (Federal Transit Administration grant) are approved as increases to 2013-15 capital construction limitations established by the May 2014 Emergency Board for renovations to the Salem Baggage Depot. Other Funds capital construction limitation is increased from \$278,841 to \$373,324 and Federal Funds capital construction limitation is increased from \$1,590,307 to \$2,415,824.

The Subcommittee approved the extension of the project expiration date and expenditure limitation for the Salem Baggage Depot Renovations (Other Funds) to June 30, 2019 and the Salem Baggage Depot Renovations (Federal Funds) to June 30, 2019.

Department of Aviation

Bandon Electrical, Gate, Obstruction Removal: \$1,732,500 Federal Funds (Federal Aviation Administration) and \$192,500 Other Funds (aircraft registration fees) is approved to conduct renovations at the Bandon State Airport. This project includes removing trees on both ends of the runway that have encroached upon the approach slope, replacing the precision approach indicators and the medium intensity runway lights, and installing a vehicle automated gate for safety.

McDermitt State Airport Runway and Taxi: \$1,080,000 Federal Funds (Federal Aviation Administration) and \$120,000 Other Funds (aircraft registration fees) is approved to conduct rehabilitation at the McDermitt State Airport. This project includes rehabilitating the runway and replacing lighting and the beacon tower, which are needed to meet federal standards for safe operating conditions. The project also includes pavement work for the taxiways, apron and the safety area as well as adding an edge drain system and new lighted signs.

Chiloquin Taxi and Fencing: \$990,000 Federal Funds (Federal Aviation Administration) and \$110,000 Other Funds (aircraft registration fees) is approved to conduct rehabilitation at the Chiloquin State Airport. This project includes rehabilitation of the taxiway and installation of a complete perimeter fence, which are needed to meet federal standards for safe operating conditions.

Lebanon Taxi and Apron Rehabilitation: \$990,000 Federal Funds (Federal Aviation Administration) and \$110,000 Other Funds (aircraft registration fees) is approved to conduct rehabilitation at the Lebanon State Airport. This project includes rehabilitation of the taxiway and apron, which are needed to meet federal standards for safe operating conditions.

Oregon Department of Fish and Wildlife

Deferred Maintenance: \$10,000,000 Other Funds (Article XI-Q bonds) is approved to make capital improvements to address deferred maintenance or replacement of multiple facilities, including hatcheries.

The Subcommittee approved the extension of the project expiration date and expenditure limitation for the Ruby Pipeline (Other Funds) to June 30, 2019.

Oregon Department of Forestry

Toledo Facility Replacement: \$3,832,965 Other Funds (Article XI-Q bonds) is approved to replace the Unit Office Facilities Compound located in Toledo and relocate it to a more centrally located area that will be outside of the mapped tsunami inundation zone, a project which is expected to be part of a larger co-locate project with the Oregon Department of Transportation. Article XI-Q bonds have been approved in SB 5505 to finance a portion of this project with \$1,800,000 of bond proceeds in 2017-19.

Oregon Housing and Community Services

Family Affordable Housing: \$80,000,000 Other Funds (Article XI-Q Bonds) is approved to acquire, construct, remodel, equip or furnish real property in which the department will take either an ownership or operational interest to provide affordable housing for low-income Oregonians, as well as citizens in historically underserved communities and communities of color. This may include providing zero percent loans to eligible applicants through the Local Innovation and Fast Track (LIFT) Housing Program.

Oregon Department of Education

Oregon School for the Deaf Facility Improvements: \$4,297,558 Other Funds (Article XI-Q bonds) is approved for capital improvements to the Oregon School for the Deaf facility which includes roof replacements at six campus buildings and ADA compliance to address accessibility of campus restrooms in eight facilities.

Legislative Administration Committee

Capitol Accessibility, Maintenance, and Safety: \$13,720,642 Other Funds (Article XI-Q bonds) is approved to finance capital improvements to the State Capitol Building.

Oregon Judicial Department

Multnomah County Courthouse Furnishings and Equipment: \$8,900,000 Other Funds (Article XI-Q bonds) is approved to acquire equipment and furnishings for the Multnomah County Courthouse.

Oregon Supreme Court Building Renovation: \$6,000,000 Other Funds (Article XI-Q bonds) is approved to renovate the Oregon Supreme Court building, including seismic updates, energy efficiency improvements, and various systems and safety code upgrades.

Higher Education Coordinating Commission (HECC)

HECC - Public Universities

The Subcommittee approved a \$330,825,000 Other Funds Capital Construction six-year expenditure limitation for the Higher Education Coordinating Commission for distribution of general obligation bond proceeds to public universities. This amount corresponds to the total project amounts for the 17 new university projects authorized and an increase in one project reauthorized in SB 5505. Projects are funded with proceeds from the issuance of Article XI-G bonds, Article XI-Q bonds, and Article XI-F (1) bonds and will be disbursed as grants or loans, as applicable, pursuant to grant contracts and loan agreements between HECC and each university. Project descriptions are included in SB 5505. The expenditure limitation expires June 30, 2023.

HECC - Community Colleges

The Subcommittee approved a \$101,397,241 Other Funds Capital Construction six-year expenditure limitation for the Higher Education Coordinating Commission for distribution of Article XI-G general obligation bond proceeds to community colleges. This amount corresponds to the total project amounts for the 12 new community college projects and three carryover projects authorized in SB 5505. Projects are funded with proceeds from the issuance of Article XI-G bonds and will be disbursed as grants pursuant to grant agreements between HECC and each community college. Project descriptions are included in SB 5505. The expenditure limitation expires June 30, 2023.

The Subcommittee also approved the extension of the project expiration dates and existing Other Funds Capital Construction expenditure limitations for the following community college projects. All projects are funded with proceeds from the issuance of Article XI-G bonds:

- Lane Community College Science, Technology, Engineering and Math Classrooms and Labs through June 30, 2018;
- Rogue Community College Manufacturing and Fabrication Flex Lab through June 30, 2018;
- Umpqua Community College Roseburg Regional Health Occupations Training Center through June 30, 2018; and
- Portland Community College Health Professions Center through June 30, 2021.

DETAIL OF JOINT COMMITTEE ON WAYS AND MEANS ACTION

SB 5506-A

Various Agencies

Jean Gabriel 503-378-3107

DESCRIPTION	GENERAL FUND	LOTTERY FUNDS	OTHER FUNDS	FEDERAL FUNDS	TOTAL FUNDS	POS	FTE
<u>COMMITTEE AUTHORIZATIONS</u>							
<u>EDUCATION PROGRAM AREA</u>							
<u>Higher Education Coordinating Commission</u>							
All - Capital Improvement and Renewal	\$ -	\$ -	\$ 50,000,000	\$ -	\$ 50,000,000	0	0.00
EOU - Loso Hall Renovation Phase 1	\$ -	\$ -	\$ 5,500,000	\$ -	\$ 5,500,000	0	0.00
EOU - Track and Field Facilities Restoration	\$ -	\$ -	\$ 750,000	\$ -	\$ 750,000	0	0.00
OIT - Ctr for Exc in Engineering & Tech/Cornett Hall Ph 2	\$ -	\$ -	\$ 40,000,000	\$ -	\$ 40,000,000	0	0.00
OIT - Student Recreation Center	\$ -	\$ -	\$ 5,000,000	\$ -	\$ 5,000,000	0	0.00
OIT - Oregon Manufacturing Innovation Center R&D Facility	\$ -	\$ -	\$ 3,875,000	\$ -	\$ 3,875,000	0	0.00
OSU - Cordley Hall Renovation Phase 1	\$ -	\$ -	\$ 15,000,000	\$ -	\$ 15,000,000	0	0.00
OSU - Fairbanks Hall Renovation	\$ -	\$ -	\$ 11,000,000	\$ -	\$ 11,000,000	0	0.00
OSU - Gilkey Hall Renovation	\$ -	\$ -	\$ 3,000,000	\$ -	\$ 3,000,000	0	0.00
OSU - Cascades Expansion - Site Reclamation	\$ -	\$ -	\$ 9,000,000	\$ -	\$ 9,000,000	0	0.00
OSU - Quality Foods and Beverages Center	\$ -	\$ -	\$ 9,000,000	\$ -	\$ 9,000,000	0	0.00
PSU - Graduate School of Education Facility	\$ -	\$ -	\$ 51,000,000	\$ -	\$ 51,000,000	0	0.00
PSU - Residence Hall at 12th & Market	\$ -	\$ -	\$ 53,500,000	\$ -	\$ 53,500,000	0	0.00
PSU - Land Acquisition for University Center Building	\$ -	\$ -	\$ 5,000,000	\$ -	\$ 5,000,000	0	0.00
SOU - Central Hall Capital Improvements	\$ -	\$ -	\$ 6,000,000	\$ -	\$ 6,000,000	0	0.00
UO - Campus for Accelerating Scientific Impact Phase 1	\$ -	\$ -	\$ 50,000,000	\$ -	\$ 50,000,000	0	0.00
WOU - Information Technology Center Renovation Phase 3	\$ -	\$ -	\$ 5,500,000	\$ -	\$ 5,500,000	0	0.00
WOU - Oregon Military Building Renovation Phase 2	\$ -	\$ -	\$ 7,700,000	\$ -	\$ 7,700,000	0	0.00
BMCC - Facility for Agricultural Resource Management, Ph 2	\$ -	\$ -	\$ 5,000,000	\$ -	\$ 5,000,000	0	0.00
Chemeketa CC - Agricultural Complex	\$ -	\$ -	\$ 6,000,000	\$ -	\$ 6,000,000	0	0.00
Clackamas CC - DeJardin Building Addition	\$ -	\$ -	\$ 8,000,000	\$ -	\$ 8,000,000	0	0.00
Clackamas CC - Student Services & Community Commons	\$ -	\$ -	\$ 8,000,000	\$ -	\$ 8,000,000	0	0.00
Clatsop CC - Marine Science Center Renovation & Expansion	\$ -	\$ -	\$ 7,996,994	\$ -	\$ 7,996,994	0	0.00
CGCC - Middle College Prototype Facility 15-17 reauthorize	\$ -	\$ -	\$ 7,320,000	\$ -	\$ 7,320,000	0	0.00
LCC - Health Care Village Facility	\$ -	\$ -	\$ 8,000,000	\$ -	\$ 8,000,000	0	0.00

LBCC - Student Advising and Campus Safety Center	\$ -	\$ -	\$ 7,500,000	\$ -	\$ 7,500,000	0	0.00
Mt Hood CC - Maywood Park Center	\$ -	\$ -	\$ 8,000,000	\$ -	\$ 8,000,000	0	0.00
OCCC - Workforce Education and Resiliency Center	\$ -	\$ -	\$ 8,000,000	\$ -	\$ 8,000,000	0	0.00
PCC - Health Technology Building Renovation	\$ -	\$ -	\$ 8,000,000	\$ -	\$ 8,000,000	0	0.00
RCC - Elk Building Science Facility Renovation & Expansion	\$ -	\$ -	\$ 6,000,000	\$ -	\$ 6,000,000	0	0.00
SWOCC - Dellwood Hall Remodel and Expansion	\$ -	\$ -	\$ 2,749,997	\$ -	\$ 2,749,997	0	0.00
TVCC - Workforce Vocational Center 15-17 reauthorize	\$ -	\$ -	\$ 2,830,250	\$ -	\$ 2,830,250	0	0.00
UCC - Industrial Technology Building 15-17 reauthorize	\$ -	\$ -	\$ 8,000,000	\$ -	\$ 8,000,000	0	0.00

Oregon Department of Education

Oregon School for the Deaf Facility Improvements	\$ -	\$ -	\$ 4,297,558	\$ -	\$ 4,297,558	0	0.00
--	------	------	--------------	------	--------------	---	------

ADMINISTRATION PROGRAM AREA

Department of Administrative Services

Mission Critical Facility Yellow Lot Building	\$ -	\$ -	\$ 4,579,431	\$ -	\$ 4,579,431	0	0.00
Human Services Building Upgrades	\$ -	\$ -	\$ 3,743,000	\$ -	\$ 3,743,000	0	0.00
Employment Building Upgrades	\$ -	\$ -	\$ 6,236,000	\$ -	\$ 6,236,000	0	0.00
Electrical Upgrades and Replacements	\$ -	\$ -	\$ 3,890,000	\$ -	\$ 3,890,000	0	0.00
Capitol Mall Parking Structure Study and Upgrades	\$ -	\$ -	\$ 2,926,000	\$ -	\$ 2,926,000	0	0.00
Planning	\$ -	\$ -	\$ 500,000	\$ -	\$ 500,000	0	0.00
Boiler and Heating Upgrades	\$ -	\$ -	\$ 1,234,000	\$ -	\$ 1,234,000	0	0.00
Portland Crime Lab Upgrade	\$ -	\$ -	\$ 1,162,000	\$ -	\$ 1,162,000	0	0.00
Parking Lot Upgrades	\$ -	\$ -	\$ 3,500,000	\$ -	\$ 3,500,000	0	0.00
Portland State Office Building Renovation	\$ -	\$ -	\$ 13,146,000	\$ -	\$ 13,146,000	0	0.00
State Data Center Power Upgrades	\$ -	\$ -	\$ 11,000,000	\$ -	\$ 11,000,000	0	0.00
Elected Official Staff Relocation	\$ -	\$ -	\$ 6,300,000	\$ -	\$ 6,300,000	0	0.00

PUBLIC SAFETY PROGRAM AREA

Oregon Military Department

Regional Armory Emergency Enhancement	\$ -	\$ -	\$ 8,534,400	\$ -	\$ 8,534,400	0	0.00
Grants Pass Armory Service Life Extension	\$ -	\$ -	\$ 3,270,356	\$ -	\$ 3,270,356	0	0.00
Future Readiness Center Sites	\$ -	\$ -	\$ 1,730,000	\$ -	\$ 1,730,000	0	0.00

Oregon Youth Authority

Capital Improvements	\$ -	\$ -	\$ 17,168,249	\$ -	\$ 17,168,249	0	0.00
MacLaren West Cottages Renovation	\$ -	\$ -	\$ 21,177,200	\$ -	\$ 21,177,200	0	0.00
Rogue Valley Facility Improvements	\$ -	\$ -	\$ 10,973,465	\$ -	\$ 10,973,465	0	0.00

Department of Corrections

Capital Improvements and Renewal	\$ -	\$ -	\$ 26,293,534	\$ -	\$ 26,293,534	0	0.00
Technology Infrastructure	\$ -	\$ -	\$ 12,200,000	\$ -	\$ 12,200,000	0	0.00

ECONOMIC AND COMMUNITY DEVELOPMENT PROGRAM AREA

Oregon Housing and Community Services

Family Affordable Housing	\$ -	\$ -	\$ 80,000,000	\$ -	\$ 80,000,000	0	0.00
---------------------------	------	------	---------------	------	---------------	---	------

Oregon Department of Veterans' Affairs

Veterans' Home Capital Improvements	\$ -	\$ -	\$ 2,450,000	\$ -	\$ 2,450,000	0	0.00
Roseburg Veterans' Home	\$ -	\$ -	\$ 10,500,000	\$ -	\$ 10,500,000	0	0.00

TRANSPORTATION PROGRAM AREA

Department of Transportation

Toledo Maintenance Station Phase I	\$ -	\$ -	\$ 6,300,000	\$ -	\$ 6,300,000	0	0.00
------------------------------------	------	------	--------------	------	--------------	---	------

Department of Aviation

Bandon Electrical, Gate, Obstruction Removal	\$ -	\$ -	\$ 192,500	\$ 1,732,500	\$ 1,925,000	0	0.00
McDermitt State Airport Runway and Taxi	\$ -	\$ -	\$ 120,000	\$ 1,080,000	\$ 1,200,000	0	0.00
Chiloquin State Airport Taxi and Fencing	\$ -	\$ -	\$ 110,000	\$ 990,000	\$ 1,100,000	0	0.00
Lebanon State Airport Taxi and Apron Rehabilitation	\$ -	\$ -	\$ 110,000	\$ 990,000	\$ 1,100,000	0	0.00

NATURAL RESOURCES PROGRAM AREA

Oregon Department of Fish and Wildlife

Deferred Maintenance	\$ -	\$ -	\$ 10,000,000	\$ -	\$ 10,000,000	0	0.00
----------------------	------	------	---------------	------	---------------	---	------

Oregon Department of Forestry

Toledo Facility Replacement	\$ -	\$ -	\$ 3,832,965	\$ -	\$ 3,832,965	0	0.00
-----------------------------	------	------	--------------	------	--------------	---	------

JUDICIAL PROGRAM AREA

Oregon Judicial Department

Oregon Supreme Court Building Renovations	\$ -	\$ -	\$ 6,000,000	\$ -	\$ 6,000,000	0	0.00
Multnomah County Courthouse Equipment & Furnishings	\$ -	\$ -	\$ 8,900,000	\$ -	\$ 8,900,000	0	0.00

LEGISLATIVE PROGRAM AREA

Legislative Administration Committee

Capitol Accessibility, Maintenance, and Safety	\$	-	\$	-	\$	13,720,642	\$	-	\$	13,720,642	0	0.00
--	----	---	----	---	----	------------	----	---	----	------------	---	------

TOTAL	\$	-	\$	-	\$	738,319,541	\$	4,792,500	\$	743,112,041	0	0.00
--------------	-----------	----------	-----------	----------	-----------	--------------------	-----------	------------------	-----------	--------------------	----------	-------------

2015-17 Supplemental Expenditure Limitation Adjustments

Department of Administrative Services

Capital and Tenant Improvements for 550 Building	\$	-	\$	-	\$	1,400,000	\$	-	\$	1,400,000	0	0.00
--	----	---	----	---	----	-----------	----	---	----	-----------	---	------

Oregon Department of Veterans' Affairs

The Dalles Veterans' Home Renovation	\$	-	\$	-	\$	965,429	\$	497,588	\$	1,463,017	0	0.00
--------------------------------------	----	---	----	---	----	---------	----	---------	----	-----------	---	------

2013-15 Supplemental Expenditure Limitation Adjustments

Department of Transportation

Salem Baggage Depot Renovation	\$	-	\$	-	\$	94,483	\$	825,517	\$	920,000	0	0.00
--------------------------------	----	---	----	---	----	--------	----	---------	----	---------	---	------

Enrolled Senate Bill 5529

Printed pursuant to Senate Interim Rule 213.28 by order of the President of the Senate in conformance with pressession filing rules, indicating neither advocacy nor opposition on the part of the President (at the request of Oregon Department of Administrative Services)

CHAPTER

AN ACT

Relating to state financial administration; and declaring an emergency.

Be It Enacted by the People of the State of Oregon:

SECTION 1. During the biennium beginning July 1, 2017, all lottery revenues available to benefit the public purposes specified in Article XV, section 4, of the Oregon Constitution, that are in excess of distributions or allocations required by law shall be maintained in the Administrative Services Economic Development Fund.

SECTION 2. All moneys in the Administrative Services Economic Development Fund as of July 1, 2017, and thereafter are reserved to meet the commitments of sections 1 to 12 of this 2017 Act.

SECTION 3. The following amounts are allocated for the biennium beginning July 1, 2017, from the Administrative Services Economic Development Fund, to the Oregon Business Development Department, for the following purposes:

- (1) Operations..... \$ 7,094,443
- (2) Business, innovation and trade..... \$ 56,363,565
- (3) Oregon Infrastructure Finance Authority..... \$ 1,548,664
- (4) Oregon Film and Video Office .. \$ 1,207,545

SECTION 4. There is allocated for the biennium beginning July 1, 2017, from the Administrative Services Economic Development Fund, to the Department of Education, for the State School Fund, the amount of \$464,758,594.

SECTION 5. There is transferred to the Lottery Bond Fund for the biennium beginning July 1, 2017, out of the Oregon Education Fund, 100 percent of the declared earnings on the Education Stability Fund that are transferred to the Oregon Education Fund during the biennium beginning July 1, 2017, to be used by the Department of Education for the purposes of maintaining cash flow and paying, when due, the principal, interest and premium, if any, on outstanding education lottery bonds.

SECTION 6. There is allocated for the biennium beginning July 1, 2017, from the Administrative Services Economic Development Fund, to the office of the Governor, the amount of \$3,689,100 for expenses of the Regional Solutions Program.

SECTION 7. (1) The Oregon Department of Administrative Services shall establish a process for allocating available moneys in the Administrative Services Economic Develop-

ment Fund on a quarterly basis to fulfill the biennial allocations made by sections 1 to 12 of this 2017 Act. The department shall set the quarterly allocations.

(2) If, in any quarter, the moneys transferred from the State Lottery Fund to the Administrative Services Economic Development Fund are insufficient to pay for the quarterly allocations made by sections 1 to 12 of this 2017 Act or any other 2017 Act, prior to making any other allocations pursuant to sections 1 to 12 of this 2017 Act, the department shall satisfy lottery bond debt service obligations in the amount of \$247,787,311 for outstanding lottery bonds.

(3) After the lottery bond debt service obligations described in subsection (2) of this section are satisfied, if the remaining moneys transferred from the State Lottery Fund to the Administrative Services Economic Development Fund are insufficient to pay for the quarterly allocations made by sections 1 to 12 of this 2017 Act, the department shall reduce the quarterly allocations not described in subsection (2) of this section proportionately in amounts sufficient to accommodate the revenue shortfall.

SECTION 8. There is allocated for the biennium beginning July 1, 2017, from the Administrative Services Economic Development Fund, to the Oregon Department of Administrative Services, the amount of \$247,787,311 for the purpose of paying, when due, the principal, interest and premium, if any, on outstanding lottery bonds, as described in section 7 of this 2017 Act.

SECTION 9. Notwithstanding and in lieu of the requirement in ORS 461.547 (1) for a percentage-based transfer of moneys, for the biennium beginning July 1, 2017, the amount allocated from the Administrative Services Economic Development Fund to the Oregon Department of Administrative Services for distribution to counties for economic development activities as provided by ORS 461.547 is \$41,285,992.

SECTION 10. Notwithstanding and in lieu of the requirement in ORS 461.549 (2) for a percentage-based transfer of moneys, for the biennium beginning July 1, 2017, the amount allocated from the Administrative Services Economic Development Fund to the Problem Gambling Treatment Fund is \$12,457,116.

SECTION 11. Notwithstanding and in lieu of the requirement in ORS 565.447 for a percentage-based transfer of moneys, for the biennium beginning July 1, 2017, the amount allocated from the Administrative Services Economic Development Fund to the County Fair Account established in ORS 565.445 is \$3,828,000.

SECTION 12. Notwithstanding and in lieu of the allocation described in section 2 (3), chapter 2, Oregon Laws 2017 (Ballot Measure 99 (2016)), for a percentage-based transfer of moneys with an annual cap, for the biennium beginning July 1, 2017, the amount allocated from the Administrative Services Economic Development Fund to the Outdoor School Education Fund is \$24,000,000.

SECTION 12a. Notwithstanding and in lieu of the requirement in ORS 461.543 (4) for a percentage-based transfer of moneys, for the biennium beginning July 1, 2017, the amount allocated from the Administrative Services Economic Development Fund to the Sports Lottery Account is \$8,240,000.

SECTION 13. There are allocated for the biennium beginning July 1, 2017, from the Veterans' Services Fund, to the Veterans' Department of Veterans' Affairs Dedicated Lottery Fund, the following amounts for the following purposes:

- (1) Veterans' Services Program..... \$ 7,833,718
- (2) County Veterans' Service
Officers \$ 6,904,151
- (3) National Service
Organizations..... \$ 118,156

SECTION 14. There is allocated for the biennium beginning July 1, 2017, from the Veterans' Services Fund, to the Veterans' Housing and Community Services Department

Dedicated Lottery Fund, the amount of \$1,500,000 for the provision of housing assistance to veterans.

SECTION 15. (1) The Oregon Department of Administrative Services shall establish a process for allocating available moneys in the Veterans' Services Fund on a quarterly basis to fulfill the biennial allocations made by sections 13 and 14 of this 2017 Act.

(2) If the moneys transferred from the State Lottery Fund to the Veterans' Services Fund are insufficient to pay for the quarterly allocations under subsection (1) of this section, the department shall reduce the quarterly allocations proportionately in amounts sufficient to accommodate the revenue shortfall.

SECTION 16. Notwithstanding ORS 137.300, for the biennium beginning July 1, 2017, the Department of Revenue shall distribute the moneys in the Criminal Fine Account established by ORS 137.300 as specified in sections 17 to 21 of this 2017 Act.

SECTION 17. There are allocated to the Department of Public Safety Standards and Training for the biennium beginning July 1, 2017, from the Criminal Fine Account, the following amounts for the following purposes:

- (1) Criminal justice training
and standards operations..... \$ 32,584,757
- (2) Public Safety Memorial Fund ... \$ 200,030

SECTION 18. There are allocated to the Department of Justice for the biennium beginning July 1, 2017, from the Criminal Fine Account, the following amounts for the following purposes:

- (1) Child Abuse Multidisciplinary
Intervention Account..... \$ 10,679,854
- (2) Creation and operation of a
statewide system of regional
assessment centers as
provided under ORS 418.746
to 418.796..... \$ 815,961
- (3) Criminal Injuries
Compensation Account \$ 9,095,393
- (4) Services to children eligible
for compensation under
ORS 147.390 and costs to
administer provision of
these services \$ 690,667

SECTION 19. There are allocated to the Department of Human Services for the biennium beginning July 1, 2017, from the Criminal Fine Account, the following amounts for the following purposes:

- (1) Domestic Violence Fund
established for ORS 409.300
for the purpose of
ORS 409.292 (1)(a) to (c)..... \$ 2,239,608
- (2) Sexual Assault Victims Fund... \$ 518,399

SECTION 20. There are allocated to the State Court Facilities and Security Account established under ORS 1.178, for the biennium beginning July 1, 2017, from the Criminal Fine Account, the following amounts for the following purposes:

- (1) State court security
and emergency preparedness... \$ 3,588,745
- (2) Distributions to county court
facilities security accounts \$ 2,824,208

SECTION 21. (1) There is allocated to the Oregon Health Authority for the biennium beginning July 1, 2017, from the Criminal Fine Account, the amount of \$42,884 for the purpose

of grants under ORS 430.345 for the establishment, operation and maintenance of alcohol and drug abuse prevention, early intervention and treatment services provided through a county.

(2) There is allocated to the Law Enforcement Medical Liability Account established under ORS 414.815, for the biennium beginning July 1, 2017, from the Criminal Fine Account, the amount of \$1,354,360.

(3) There is allocated to the Oregon State Police for the biennium beginning July 1, 2017, from the Criminal Fine Account, the amount of \$351,572 for the purpose of enforcing the laws relating to driving under the influence of intoxicants.

(4) There is allocated to the Department of Corrections for the biennium beginning July 1, 2017, from the Criminal Fine Account, the amount of \$4,257,421 for the purpose of planning, operating and maintaining county juvenile and adult corrections programs and facilities and drug and alcohol programs. The grant to each county shall be based on amounts deposited in the Criminal Fine and Assessment Account by the circuit court for the county in the 2009-2011 biennium.

(5) There is allocated to the State Court Technology Fund established under ORS 1.012, for the biennium beginning July 1, 2017, from the Criminal Fine Account, the amount of \$3,110,000.

(6) There is allocated to the Intoxicated Driver Program Fund created under ORS 813.270, for the biennium beginning July 1, 2017, from the Criminal Fine Account, the amount of \$4,323,000.

(7) There is allocated to the Oregon Health Authority for the biennium beginning July 1, 2017, from the Criminal Fine Account, the amount of \$331,824 for the Emergency Medical Services and Trauma Systems Program created under ORS 431A.085.

SECTION 22. After distributing the amounts specified in sections 17 to 21 of this 2017 Act, the Department of Revenue shall distribute funds remaining in the Criminal Fine Account to the General Fund.

SECTION 23. (1) There is allocated to the State School Fund established under ORS 327.008, for the biennium beginning July 1, 2017, from the Oregon Marijuana Account, the amount of \$80,987,200.

(2) There is allocated to the Mental Health Alcoholism and Drug Services Account established under ORS 430.380, for the biennium beginning July 1, 2017, from the Oregon Marijuana Account, the amount of \$40,493,600.

(3) There is allocated to the Oregon Health Authority, for the health systems division, for the biennium beginning July 1, 2017, from the Oregon Marijuana Account, the amount of \$10,123,400 for purposes related to alcohol and drug abuse prevention, early intervention and treatment services.

(4) There is allocated to the State Police Account established under ORS 181A.020, for the biennium beginning July 1, 2017, from the Oregon Marijuana Account, the amount of \$30,370,200.

SECTION 24. This 2017 Act being necessary for the immediate preservation of the public peace, health and safety, an emergency is declared to exist, and this 2017 Act takes effect July 1, 2017.

Passed by Senate July 6, 2017

Received by Governor:

.....M,....., 2017

.....
Lori L. Brocker, Secretary of Senate

Approved:

.....M,....., 2017

.....
Peter Courtney, President of Senate

.....
Kate Brown, Governor

Passed by House July 7, 2017

Filed in Office of Secretary of State:

.....M,....., 2017

.....
Tina Kotek, Speaker of House

.....
Dennis Richardson, Secretary of State

SB 5529 A BUDGET REPORT and MEASURE SUMMARY

Carrier: Sen. Winters

Joint Committee On Ways and Means

Action Date: 07/03/17

Action: Do pass with amendments. (Printed A-Eng.)

Senate Vote

Yeas: 12 - DeBoer, Devlin, Frederick, Girod, Hansell, Johnson, Manning Jr, Monroe, Roblan, Steiner Hayward, Thomsen, Winters

House Vote

Yeas: 7 - Gomberg, Holvey, Huffman, Nathanson, Rayfield, Smith Warner, Williamson

Nays: 1 - McLane

Exc: 3 - Smith G, Stark, Whisnant

Prepared By: Steve Bender, Legislative Fiscal Office

Various Agencies – Lottery Allocations

2017-19

Various Agencies – Criminal Fine Account Allocations

2017-19

Various Agencies – Oregon Marijuana Account Allocations

2017-19

Summary of Revenue Changes

The Oregon Lottery collects revenues from traditional and video lottery gaming. It pays player prizes and its operating expenses out of these revenues and then transfers the balance (net profits) to the Administrative Services Economic Development Fund (EDF). The Department of Administrative Services (DAS) then distributes funds from the EDF in adherence with constitutional and statutory funding priorities, including specific Legislative allocations. The amounts outlined in this bill are based on the Lottery revenue forecast from the DAS Office of Economic Analysis as of May 2017, adjusted for projections of reversions of unspent Lottery Funds allocations transferred to the EDF under ORS 461.559, and for anticipated administrative actions by the Oregon Lottery to transfer an additional \$20,000,000 of funds exceeding those maintained for contingency purposes to the EDF, in the 2017-19 biennium. ORS 461.559 requires certain Lottery Funds allocations unspent at the end of a biennium to be reverted to the EDF. Total reversions under this provision, which are projected equal \$4,034,893 in the 2017-19 biennium, were not included in the DAS Office of Economic Analysis Lottery Funds forecast, but the amounts in this bill include those reversions in total available resources. As actual amounts vary, the allocations or distributions set forth within may also vary – in some cases requiring related expenditure limitation adjustments.

The Oregon Lottery transfers Lottery Funds to the Administrative Services EDF on a quarterly basis. From each quarterly transfer, a number of dedicated distributions are required by the Oregon Constitution or are provided for in Oregon Revised Statutes (ORS), including:

- The Oregon Constitution requires that 18 percent of net proceeds be distributed to the Education Stability Fund.
- The Oregon Constitution requires that 15 percent of net proceeds be distributed to the Parks and Natural Resources Fund.
- The Oregon Constitution requires that 1.5 percent of net proceeds be distributed to the Veterans' Services Fund.
- Oregon statutes require that 4 percent of net proceeds, but no more than \$5.5 million per quarter adjusted for inflation, be distributed to the Outdoor School Education Fund.
- Oregon statute requires that 2.5 percent of net proceeds of video lottery gaming be distributed to the counties for economic development projects. Beginning with the 2005-07 biennium, 50 percent of the operating costs for the Economic Revitalization Team (ERT) established by ORS 284.555 are also funded from this source. Beginning with the 2013-15 biennium, 50 percent of the new funding for Regional Solutions Program positions are also funded from this source.
- Oregon statute requires that one percent of net profits be distributed to the Sports Lottery Account for sports programs at state institutions of higher education and for scholarships.
- Oregon statute requires that one percent of net proceeds be transferred to the Oregon Health Authority for Gambling Addiction prevention and treatment programs.

- Oregon statute requires that one percent of the net proceeds, not to exceed \$1.53 million annually, be transferred to the County Fair account. The maximum amount is adjusted each biennium pursuant to certain changes in the Consumer Price Index.
- Oregon statute requires that annual debt service payments for outstanding lottery bonds be satisfied before allocating for other purposes. During the 2017-19 biennium, debt service requirements will comprise approximately 19 percent of the total distributions from the EDF.

Finally, the Legislature makes other allocations from the EDF within authorized public purposes. These purposes include job creation, economic development and public education. Currently, the bulk of allocations are made to the Department of Education for the State School Fund and to the Oregon Business Development Department for various program expenditures.

Debt service allocations are paid annually. Interest earned on the EDF remains within the fund itself. If at the end of any quarter funds remain undistributed, they will remain in the EDF for allocation in future quarters. If in any quarter revenue in the EDF is insufficient to pay for quarterly distribution of allocations, DAS will first fund debt service obligations. Remaining revenues will be distributed in a prorated manner.

Summary of Capital Construction Subcommittee Action

Allocation of Lottery Revenue

Senate Bill 5529 allocates lottery revenue from the EDF and the Veterans' Services Fund. The amounts outlined in this bill are based on the Lottery revenue forecast from the DAS Office of Economic Analysis as of May 2017, adjusted for projections of reversions of unspent Lottery Funds allocations transferred to the EDF under ORS 461.559, and for Oregon Lottery administrative actions. The attached tables display the Lottery Funds allocated by the Subcommittee from the EDF and Veterans' Services Fund. All Lottery Funds allocations approved from these funds for the 2017-19 biennium are included in Senate Bill 5529. The 2017-19 allocations are summarized below.

- A total of \$247.8 million Lottery Funds is allocated for debt service for outstanding bonds. These funds are allocated to the DAS since the DAS Capital Investment Section manages debt service for the state. DAS will transfer the necessary funding to the Higher Education Coordinating Commission, Oregon Business Development Department, Housing and Community Services Department, Department of Transportation, Department of Forestry, Department of Energy, State Parks and Recreation Department and the Water Resources Department for the payment of debt on existing lottery bonds. No allocations are included to pay debt service for lottery revenue bonds issued in the 2017-19 biennium.
- The State School Fund is allocated \$464.8 million Lottery Funds.

- A total of \$66.2 million Lottery Funds is allocated for the programs of the Oregon Business Development Department. This total excludes amounts allocated for debt service payments on Lottery revenue bonds, but includes \$7.1 million for Operations; \$56.4 million in for Business, Innovation and Trade; \$1.5 million for the Infrastructure Finance Authority, and \$1.2 million for the Film and Video Office.
- The Office of the Governor is allocated \$3.7 million Lottery Funds for the Regional Solutions Program. Half of this funding will come from a reduction in the video lottery proceeds that are distributed to counties for economic development.
- The Department of Veterans' Services is allocated \$14.9 million Lottery Funds from the Veterans' Services Fund. This total includes \$7.8 million for Veterans' Services Program, \$6.9 million for county veterans' service officers, and \$118,156 for national service organizations.
- The Housing and Community Services Department is allocated \$1.5 million of Lottery Funds from the Veterans' Services Fund for housing assistance to veterans.

Education Stability Fund

A constitutional amendment approved by Oregon voters in 1997, and amended in 2002, requires that 18 percent of net lottery proceeds be transferred to the Education Stability Fund. Interest earnings on this fund are continuously appropriated for the benefit of education programs. These earnings are split 75 percent to the Oregon Education Fund, which is currently used to help pay debt service on lottery bonds that were previously issued for the Department of Education, and 25 percent to the Oregon Student Access Commission for Opportunity Grants.

Ten percent of the amount deposited in the Education Stability Fund is deposited into the Oregon Growth Account within the Fund. All declared earnings from this account are continuously appropriated to the Oregon Education Fund and the Oregon Student Assistance Commission. The transfers and distributions relating to the Education Stability Fund as described here are established by the Oregon Constitution and by other statutes – therefore Senate Bill 5529 does not include provisions relating to them.

Parks and Natural Resources Fund

Ballot Measure 76, approved by Oregon voters in 2010, requires 15 percent of net lottery proceeds to be transferred to the Parks and Natural Resources Fund. This fund is continuously appropriated for the benefit of parks and recreation and for native species protection and restoration. This transfer is established by the Oregon Constitution. Senate Bill 5529, therefore, does not include provisions relating to it.

Veterans' Services Fund

Ballot Measure 96, approved by Oregon voters in 2016, requires 1.5 percent of net lottery proceeds to be transferred to the Veterans' Services Fund. This fund is continuously appropriated for the benefit of veterans. This transfer is established by the Oregon Constitution. Senate Bill 5529, therefore, does not include a provision to transfer lottery proceeds into the Veterans' Services Fund. The bill does, however, include

allocations from the Veterans' Services Fund to support programs benefitting veterans at the Department of Veterans' Affairs and the Department of Housing and Community Services.

Outdoor School Education Fund

Ballot Measure 99, approved by Oregon voters in 2016, requires 4 percent of net proceeds, but no more than \$5.5 million per quarter adjusted for inflation, be distributed to the Outdoor School Education Fund. The Fund supports the Outdoor School program and is managed by the Oregon State University Extension Service. Instead of the percentage allocation described in statute, the Subcommittee approved a fixed allocation of \$24,000,000 for the 2017-19 biennium

County Economic Development

ORS 461.547 requires that 2.5 percent of net proceeds of video lottery gaming be distributed to the counties for economic development projects. Beginning with the 2005-07 biennium, 50 percent of the operating costs for the Economic Revitalization Team (ERT) established by ORS 284.555 have also been funded from this source.

The Subcommittee approved allocating a fixed dollar amount for county economic development during the 2017-19 biennium, rather than the percentage allocation described in statute. The fixed dollar amount is \$41,285,992, which is equal to 2.5 percent of the amount of video lottery proceeds forecasted in the May 2017 revenue forecast, minus one-half of the allocation to the Office of the Governor for the Regional Solutions Program.

Gambling Addiction Prevention and Treatment

The 1999 Legislature statutorily dedicated one percent of net lottery proceeds to be transferred to the Oregon Health Authority to fund gambling addiction programs in the state.

Instead of the percentage allocation described in statute, the Subcommittee approved a fixed allocation of \$12,457,116 for the 2017-19 biennium.

Sports Lottery Account

Beginning in 2007, one percent of net lottery proceeds are dedicated for distribution to public universities to offset the costs of intercollegiate athletic programs and for academic scholarships.

Instead of the percentage allocation described in statute, the Subcommittee approved a fixed allocation of \$8,240,000 for the 2017-19 biennium.

County Fairs

The 2001 Legislature statutorily dedicated one percent of net lottery proceeds, with certain limitations, for distribution to county fair programs throughout the state. This amount is adjusted by inflation each biennium.

Instead of the percentage allocation described in statute, the Subcommittee approved a fixed allocation of \$3,828,000 for the 2017-19 biennium.

Lottery Funds Expenditure Limitation

Lottery Funds expenditure limitation related to these allocations is generally contained within the respective agency budget bills and in House Bill 5006.

Allocation of Criminal Fine Account

ORS 137.300 establishes the Criminal Fine Account (CFA), and identifies program priorities for account moneys, but does not specify a funding level for the programs. A portion of the crime and violation fine payments collected by state and local courts are transferred into the account. The Expenditure limitations for programs receiving CFA allocations are established in the separate appropriation bills for the various receiving agencies. Any CFA revenues remaining after the specific program allocations are made are deposited into the General Fund.

The revenue forecast for the CFA for the 2017-19 biennium totals \$143.8 million. This amount is equal to the amount in the revenue forecast from the DAS Office of Economic Analysis as of May 2017, adjusted for the CFA revenue impacts of HB 2409 and HB 2797.

The Subcommittee approved allocations to agencies totaling \$77 million, leaving \$66.8 million to be deposited into General Fund. Those revenues are included in the General Fund expenditures authorized in the 2017-19 Legislatively Adopted Budget. The specific allocation amounts authorized in this bill are listed in the table of this budget report.

Allocation of Oregon Marijuana Account

Revenues from the state Marijuana taxes are deposited into the Oregon Marijuana Account. The Department of Revenue transfers 10 percent of Account funds to cities, and 10 percent to counties, by formulas established in statute. The remaining 80 percent of moneys in the Oregon Marijuana Account is allocated to state programs in this bill.

Oregon statutes dedicate the remaining 80 percent of moneys to be distributed as follows:

- 40 percent to the State School Fund
- 20 percent to the Mental Health Alcoholism and Drug Services Account
- 15 percent to the State Police Account
- 5 percent to alcohol and drug abuse prevention, early intervention and treatment services.

The revenue forecast for the Oregon Marijuana Account for the 2017-19 biennium totals \$202.5 million. This amount is equal to the amount in the revenue forecast from the DAS Office of Economic Analysis as of May 2017, adjusted for the Oregon Marijuana Account revenue impact of SB 1057. The Department of Revenue will distribute \$40.5 million to cities and counties.

The remaining \$162 million are allocated as directed under statute:

- \$81.0 million to the State School Fund
- \$40.5 million to the Mental Health Alcoholism and Drug Services Account
- \$30.4 million to the State Police Account.
- \$10.1 million to alcohol and drug abuse prevention, early intervention and treatment services.

LOTTERY FUNDS CASH FLOW SUMMARY

	2015-17 Legislatively Approved Budget ¹	2017-19 Legislatively Adopted Budget ²
ECONOMIC DEVELOPMENT FUND		
RESOURCES		
Beginning Balance	\$20,499,857	\$49,016,803
Lottery Funds Reversions under ORS 461.559		\$4,034,893
REVENUES		
Transfers from Lottery		
Net Proceeds	\$1,235,350,601	\$1,246,173,324
Administrative Actions	0	20,000,000
Other Revenues		
Interest Earnings	9,424,627	2,000,000
Other		
Total Revenue	1,244,775,228	1,268,173,324
TOTAL RESOURCES	1,265,275,085	1,317,190,127
DISTRIBUTIONS / ALLOCATIONS		
Distribution of Video Revenues to Counties	(39,083,827)	(\$41,285,992)
Distribution to Education Stability Fund	(222,363,108)	(\$224,311,198)
Distribution to Parks and Natural Resources Fund	(185,302,590)	(\$186,925,999)
Distribution for Outdoor School Fund	0	(24,000,000)
Distribution for Veterans' Services Fund	0	(\$18,692,600)
Distribution for Sports Programs	(8,240,000)	(8,240,000)
Distribution for Gambling Addiction	(11,348,753)	(12,457,116)
Distribution for County Fairs	(3,864,000)	(3,828,000)
Allocation to State School Fund	(447,703,907)	(464,758,594)
Debt Service Allocations	(225,477,038)	(247,787,311)
Other Agency Allocations	(72,875,060)	(69,903,317)
TOTAL DISTRIBUTIONS / ALLOCATIONS	(1,215,100,899)	(1,302,190,127)
ENDING BALANCE	\$49,016,803	\$15,000,000
EDUCATION STABILITY FUND		
(not including OGA or ORTDF)		
RESOURCES		
Beginning Balance	\$179,379,997	\$383,759,105
Revenues		
Transfer from the Economic Development Fund	\$204,379,108	\$201,880,078
Interest Earnings	\$5,327,115	\$22,455,743
Total Revenue	209,706,223	224,335,821
TOTAL RESOURCES	389,086,220	608,094,926
DISTRIBUTIONS		
Interest Distributions	(\$5,327,115)	(21,808,752)
Debt Service Allocations	0	(646,991)
TOTAL DISTRIBUTIONS	(5,327,115)	(22,455,743)
ENDING BALANCE	\$383,759,105	\$585,639,183

1. The 2015-17 Legislatively Approved Budget is based on the May 2017 forecast of 2015-17 resources.

2. The 2017-19 Legislatively Adopted Budget is based on the May 2017 forecast of 2017-19 resources with the adjustments shown for lottery reversions and administrative actions.

3. 2017-19 beginning balance is equal to 2015-17 ending balance.

4. Only transfers to the Main Education Stability fund account, and not the 10% transferred to the Oregon Growth Account.

2017-19 LOTTERY FUNDS ALLOCATIONS AND EXPENDITURES

	New Lottery Funds Allocation	Beginning Lottery Balance	Interest and Other Earnings	2017-19 LAB Expenditure Limitation	Ending Lottery Balance
ECONOMIC DEVELOPMENT FUND					
DEBT SERVICE COMMITMENTS					
Higher Education Coordinating Commission					
Outstanding bonds	43,490,902	89,912	0	43,580,814	0
Business Development Dept.					
Outstanding bonds	46,776,651	2,984,601	0	49,761,252	0
Housing and Community Services Dept.					
Outstanding bonds	15,978,252	29,030	0	16,007,282	0
Department of Transportation					
Outstanding bonds	114,394,343	210,621	0	114,604,964	0
Department of Administrative Services					
Outstanding bonds	16,268,179	26,788	0	16,294,967	0
Forestry Department					
Outstanding Bonds	2,596,014	4,987	0	2,601,001	0
Department of Energy					
Outstanding Bonds	3,015,546	8,084	0	3,023,630	0
State Parks and Recreation Dept.					
Outstanding Bonds	1,318,425	0	0	1,318,425	0
Water Resources Department					
Outstanding Bonds	3,948,999	4,970	0	3,953,969	0
OTHER ALLOCATIONS					
Higher Education Coordinating Commission					
Collegiate Athletics	8,240,000	0	0	8,240,000	0
Outdoor Schools	24,000,000	0	0	24,000,000	0
Oregon Health Authority					
Gambling Addiction Treatment	12,457,116	0	0	12,457,116	0
Department of Education					
State School Fund	464,758,594	0	0	464,758,594	0
Department of Administrative Services					
Distribution to County Fairs	3,828,000	0	0	3,828,000	0
Office of the Governor					
Regional Solutions	3,689,100	0	0	3,689,100	0
Business Development Department					
Operations	7,094,443	0	0	7,094,443	0
Business, Innovation, and Trade	56,363,565	3,875,000	0	56,363,565	3,875,000
Infrastructure Financing Authority	1,548,664	250,000	0	1,548,664	250,000
Film and Video	1,207,545	0	0	1,207,545	0
TOTAL ECONOMIC DEVELOPMENT FUND	\$830,974,338	\$7,483,993	\$0	\$834,333,331	\$4,125,000
EDUCATION STABILITY FUND / OREGON EDUCATION FUND					
Higher Education Coordinating Commission					
Opportunity Grants	21,808,752	0	0	20,746,268	1,062,484
Department of Education					
Education Bonds Outstanding	646,991	4,234	0	651,225	0
TOTAL EDUCATION STABILITY/OREGON EDUCATION FUND	\$22,455,743	\$4,234	\$0	\$21,397,493	\$1,062,484
VETERANS' SERVICES FUND					
Department of Veterans' Affairs					
Veterans' Services Program	7,833,718	0	0	7,833,718	0
County Veterans' Service Officers	6,904,151	0	0	6,904,151	0
National Service Organizations	118,156	0	0	118,156	0
Department of Housing and Community Services					
Housing Assistance to Veterans	1,500,000	0	0	350,000	1,150,000
TOTAL VETERANS' SERVICES FUND	\$16,356,025	\$0	\$0	\$15,206,025	\$1,150,000

Veterans' Services Fund

	2017-19 Legislatively Adopted
VSF Beginning Balance	\$0
Lottery Revenue	\$18,692,600
Lottery Resources	<u>\$18,692,600</u>
Allocations to ODVA	
Veterans' Services Program	\$7,833,718
County Veteran Service Officers	\$6,904,151
National Service Organizations	\$118,156
Total ODVA Allocations	<u>\$14,856,025</u>
Allocations to HCSD	
Housing Assistance to Veterans	<u>\$1,500,000</u>
Total Allocations	<u>\$16,356,025</u>
VSF Ending Balance	<u>\$2,336,575</u>

CRIMINAL FINE ACCOUNT ALLOCATIONS

	2015-17 Legislatively Approved Budget	2017-19 Current Service Level	Percent Change	2017-19 Legislatively Adopted Budget	Percent Change
Criminal Fine Account Revenues	\$ 122,859,199	\$ 132,433,894	7.8%	\$ 143,803,894	17.0%
Criminal Fine Account Allocations:					
<i>Department of Public Safety Standards and Training</i>					
Operations	\$ 31,080,778	\$ 34,549,738	11.2%	\$ 32,584,757	4.8%
Public Safety Memorial Fund	128,420	200,030	55.8%	200,030	55.8%
Subtotal:	\$ 31,209,198	\$ 34,749,768	11.3%	\$ 32,784,787	5.0%
<i>Department of Justice</i>					
Child Abuse Multidisciplinary Intervention (CAMI)	\$ 10,311,579	\$ 10,690,929	3.7%	\$ 10,679,854	3.6%
Regional Assessment Centers	787,663	816,807	3.7%	815,961	3.6%
Criminal Injuries Compensation Account (CICA)	8,775,830	9,100,536	3.7%	9,095,393	3.6%
Child Abuse Medical Assessments	666,107	690,752	3.7%	690,667	3.7%
Subtotal:	\$ 20,541,179	\$ 21,299,024	3.7%	\$ 21,281,875	3.6%
<i>Department of Human Services</i>					
Domestic Violence Fund	\$ 2,224,675	\$ 2,239,608	0.7%	\$ 2,239,608	0.7%
Sexual Assault Victims Fund	533,332	518,399	-2.8%	518,399	-2.8%
Subtotal:	\$ 2,758,007	\$ 2,758,007	0.0%	\$ 2,758,007	0.0%
<i>Oregon Health Authority</i>					
Emergency Medical Services & Trauma Services	\$ 331,824	\$ 331,824	0.0%	\$ 331,824	0.0%
Alcohol & Drug Abuse Prevention	42,884	42,884	0.0%	42,884	0.0%
Law Enforcement Medical Liability Account (LEMLA)	1,339,000	1,354,360	1.1%	1,354,360	1.1%
Intoxicated Driver Program	4,323,000	4,323,000	0.0%	4,323,000	0.0%
Subtotal:	\$ 6,036,708	\$ 6,052,068	0.3%	\$ 6,052,068	0.3%
<i>Oregon Judicial Department</i>					
State court security and emergency preparedness	\$ 3,446,002	\$ 3,588,745	4.1%	\$ 3,588,745	4.1%
County court facilities security	4,148,922	3,161,732	-23.8%	2,824,208	-31.9%
Capital improvements for courthouses and other state court facilities	3,500,000	-	-100.0%	-	-100.0%
State Court Technology Fund	-	-	0.0%	3,110,000	N/A
Subtotal:	\$ 11,094,924	\$ 6,750,477	-39.2%	\$ 9,522,953	-14.2%
<i>Oregon State Police</i>					
Driving Under the Influence Enforcement	\$ 253,000	\$ 351,572	39.0%	\$ 351,572	39.0%
<i>Department of Corrections</i>					
County correction programs and facilities, and alcohol and drug programs	\$ 4,391,472	\$ 4,257,421	-3.1%	\$ 4,257,421	-3.1%
<i>Governor's Office</i>					
Arrest & Return for Extradition	\$ 22,500	\$ 22,500	0.0%	\$ -	-100.0%
Total Allocations:	\$ 76,306,988	\$ 76,240,837	-0.1%	\$ 77,008,683	0.9%
Transfer to the General Fund:	\$ 46,552,211	\$ 56,193,057	20.7%	\$ 66,795,211	43.5%

Oregon Marijuana Account (includes 2015-17 Carry Forward)

	HB 3470	2017-19 Biennium
	Distn	Oregon Marijuana Account
Cities	10%	20,246,800
Counties	10%	20,246,800
Subtotal Local		\$40,493,600
State School Fund	40%	80,987,200
Mental Health Alcoholism & Drug Services Account	20%	40,493,600
Drug and alcohol abuse prevention and treatment	5%	10,123,400
State Police Account	15%	30,370,200
Subtotal State		\$161,974,400
Total	100%	\$202,468,000

Enrolled
Senate Bill 5701

Sponsored by JOINT COMMITTEE ON WAYS AND MEANS

CHAPTER

AN ACT

Relating to state financial administration; amending sections 1 and 2, chapter 808, Oregon Laws 2015, and sections 1, 2 and 3, chapter 747, Oregon Laws 2017; and declaring an emergency.

Be It Enacted by the People of the State of Oregon:

SECTION 1. Section 1, chapter 747, Oregon Laws 2017, is amended to read:

Sec. 1. Notwithstanding any other law limiting expenditures, the following amounts are established for a six-year period beginning July 1, 2017, as the maximum limits for payment of expenses from fees, moneys or other revenues, including Miscellaneous Receipts, but excluding lottery funds and federal funds, collected or received by the state agencies listed, for the acquisition of land and the acquisition, planning, constructing, altering, repairing, furnishing and equipping of buildings and facilities:

- (1) Oregon Department of Administrative Services:
 - [(a) *Mission Critical Facility*]
 - [*Yellow Lot Building*]..... \$ 4,579,431
 - (a) **Oregon Resilience Buildings** **\$ 7,079,431**
 - (b) Department of Human Services Building Upgrades..... \$ 3,743,000
 - (c) Employment Building Upgrades \$ 6,236,000
 - (d) Electrical Upgrades and Replacements..... \$ 3,890,000
 - (e) Capitol Mall Parking Structure Study and Upgrades \$ 2,926,000
 - (f) Planning \$ 500,000
 - (g) Boiler and Heating Upgrades \$ 1,234,000
 - (h) Portland Crime Lab Upgrade \$ 1,162,000
 - (i) Parking Lot Upgrades..... \$ 3,500,000
 - (j) Portland State Office Building Renovation \$ 13,146,000
 - (k) State Data Center Power Upgrades \$ 11,000,000

(L)	Elected Official Staff	
	Relocation	\$ 6,300,000
(2)	Oregon Military Department:	
(a)	Regional Armory	
	Emergency Enhancement	\$ 8,534,400
(b)	Grants Pass Armory Service	
	Life Extension.....	\$ 3,270,356
(c)	Future Readiness Center	
	Sites.....	\$ 1,730,000
(3)	Oregon Youth Authority:	
(a)	Capital Improvements	\$ 17,168,249
(b)	MacLaren 7 West Cottages	
	Renovation.....	\$ 21,177,200
(c)	Rogue Valley Facility	
	Improvements.....	\$ 10,973,465
(4)	Department of Corrections:	
(a)	Capital Improvements and	
	<i>Renewal</i>	\$ 26,293,534
	Renewal	\$ 26,347,534
(b)	Technology Infrastructure	\$ 12,200,000
(5)	Department of Veterans'	
	Affairs:	
(a)	Roseburg Veterans' Home.....	\$ 10,500,000
(b)	Oregon Veterans' Home	
	Capital Improvements	\$ 2,450,000
(c)	The Dalles Veterans' Home	
	Capital Improvements	\$ 2,111,875
(d)	Lebanon Veterans' Home	
	Capital Improvements	\$ 1,305,815
(6)	Department of Transportation, Toledo Maintenance	
	Station Phase I.....	\$ 6,300,000
(7)	Oregon Department of Aviation:	
(a)	Bandon Electrical, Gate, Obstruction Removal.....	\$ 192,500
(b)	McDermitt State Airport	
	Runway and Taxi.....	\$ 120,000
(c)	Chiloquin Taxi and Fencing.....	\$ 110,000
(d)	Lebanon Taxi and Apron	
	Rehabilitation.....	\$ 110,000
(8)	State Department of Fish and Wildlife, Deferred Maintenance....	\$ 10,000,000
(9)	State Forestry Department, Toledo Facility Replacement.....	\$ 3,832,965
(10)	Housing and Community Services Department, Family Affordable Housing.....	\$ 80,000,000
(11)	Department of Education, Oregon School for the Deaf Facility	
	Improvements.....	\$ 4,297,558
(12)	Legislative Administration	

Committee, Capitol Accessibility
Maintenance and Safety..... \$ 13,720,6421
Maintenance and Safety..... **\$ 23,269,092**

- (13) Oregon Judicial Department:
 - (a) Multnomah County Courthouse
 Furnishings and Equipment..... \$ 8,900,000
 - (b) Oregon Supreme Court
 Building Renovation..... \$ 6,000,000

SECTION 2. Section 2, chapter 747, Oregon Laws 2017, is amended to read:

Sec. 2. Notwithstanding any other law limiting expenditures, the following amounts are established for a six-year period beginning July 1, 2017, as the maximum limits for the expenditure of federal funds collected or received by the [Oregon Department of Aviation] **state agencies listed**, for the acquisition of land and the acquisition, planning, constructing, altering, repairing, furnishing and equipping of buildings and facilities:

- (1) **Oregon Department of Aviation:**
 - [11] (a) Bandon Electrical, Gate,
 Obstruction Removal..... \$ 1,732,500
 - [21] (b) McDermitt State Airport
 Runway and Taxi..... \$ 1,080,000
 - [31] (c) Chiloquin Taxi and Fencing \$ 990,000
 - [41] (d) Lebanon Taxi and Apron
 Rehabilitation..... \$ 990,000
- (2) **Oregon Military Department,
 Camp Umatilla Facilities**
- (3) **Biomass Heating Upgrades** **\$ 6,125,000**

Department of Veterans' Affairs:

- (a) **The Dalles Veterans' Home
 Capital Improvements**..... **\$ 3,922,053**
- (b) **Lebanon Veterans' Home
 Capital Improvements**..... **\$ 2,425,085**

SECTION 3. Section 3, chapter 747, Oregon Laws 2017, is amended to read:

Sec. 3. Notwithstanding any other law limiting expenditures, the amount of [\$330,825,000] **\$405,475,000** is established for a six-year period beginning July 1, 2017, as the maximum limit for payment of expenses from fees, moneys or other revenues, including Miscellaneous Receipts and reimbursements from federal service agreements, but excluding lottery funds and federal funds not described in this section, collected or received by the Higher Education Coordinating Commission, for expenditures of proceeds from state bonds issued for the benefit of a public university, pursuant to agreements between the commission and a public university.

SECTION 4. Section 1, chapter 808, Oregon Laws 2015, as amended by section 1, chapter 67, Oregon Laws 2016, and section 10, chapter 747, Oregon Laws 2017, is amended to read:

Sec. 1. Notwithstanding any other law limiting expenditures, the following amounts are established for a six-year period beginning July 1, 2015, as the maximum limits for payment of expenses from fees, moneys or other revenues, including Miscellaneous Receipts, but excluding lottery funds and federal funds, collected or received by the state agencies listed, for the acquisition of land and the acquisition, planning, constructing, altering, repairing, furnishing and equipping of buildings and facilities:

- (1) Oregon Department of
 Administrative Services:
 - (a) North Campus Demolition
 and Site Improvement..... \$ 8,300,000
 - (b) Department of Environmental

	Quality Public Health Lab		
(c)	Emergency Generator Upgrade	\$	2,926,140
(c)	Employment Building Upgrades	\$	2,217,398
(d)	Electrical Upgrades/ Replacements.....	\$	2,089,795
(e)	Department of Human Services Building, Cooling Tower Replacement	\$	1,701,702
(f)	Executive Building Elevator Upgrades.....	\$	875,461
(g)	Executive Building Fire Sprinkler.....	\$	89,322
(h)	Planning	\$	350,000
(i)	Capital Investments/ Acquisitions.....	\$	17,000,000
(j)	Executive Building Central Stairway Upgrade	\$	377,443
(k)	Oregon State Fair Capital Repairs and Deferred Maintenance	\$	2,500,000
(2)	Oregon Military Department: New Headquarters		
(a)	Facilities.....	\$	6,700,000
(b)	Youth Challenge Armory	\$	4,977,000
(c)	Planning and Pre-design	\$	136,281
(d)	<i>Oregon Military Museum</i>	\$	725,9631
(d)	Oregon Military Museum	\$	1,104,689
(e)	Regional Training Institute	\$	11,500,000
(3)	Oregon Youth Authority: Rogue Valley Facility Improvements.....	\$	9,880,000
(b)	Maclaren Facility Improvements	\$	30,934,000
(c)	CCTV Cameras	\$	1,147,435
(d)	Deferred Maintenance and Capital Improvements	\$	7,058,000
(4)	Department of Corrections, Deferred Maintenance	\$	14,220,432
(5)	Housing and Community Services Department, Family Affordable Housing	\$	40,000,000
(6)	Department of Transportation: South Coast Maintenance Station	\$	4,500,000
(b)	Meacham Maintenance Station	\$	7,500,000
(c)	Maintenance Facilities Colocation	\$	1
(d)	Highway Improvement Projects.....	\$	35,000,000
(7)	Oregon Department of Aviation: Condon State Airport,		
(a)			

	Renovations	\$ 226,111
(b)	McDermitt State Airport, <i>Rehabilitation</i>	\$ 201,6671
	Rehabilitation	\$ 259,599
(c)	Aurora State Airport, Apron/ Taxiway and Taxi lane Project.....	\$ 130,000
(8)	Department of Veterans' Affairs, The Dalles Veterans' Home Renovation	\$ 2,475,976
(9)	State Department of Fish and Wildlife:	
(a)	Cedar Creek Hatchery and Fish Passage Improvements	\$ 2,000,000
(b)	Lower Deschutes River Ranch Acquisition	\$ 227,269
(10)	Legislative Administration Committee, State Capitol Capital Repairs and Improvements	\$ 30,000,000

SECTION 5. Section 2, chapter 808, Oregon Laws 2015, as amended by section 2, chapter 67, Oregon Laws 2016, and section 11, chapter 747, Oregon Laws 2017, is amended to read:

Sec. 2. Notwithstanding any other law limiting expenditures, the following amounts are established for a six-year period beginning July 1, 2015, as the maximum limits for the expenditure of federal funds collected or received by the state agencies listed, for the acquisition of land and the acquisition, planning, constructing, altering, repairing, furnishing and equipping of buildings and facilities:

(1)	Oregon Military Department:	
(a)	Planning and Pre-design	\$ 140,770
(b)	New Headquarters Facilities	\$ 18,463,000
(c)	Medford Armory	\$ 2,884,448
(d)	Baker City Readiness Center	\$ 750,000
(e)	Sharff Hall/Maison Armory	\$ 2,051,033
(2)	State Department of Fish and Wildlife:	
(a)	Willamette Falls Fishway Repair	\$ 1,000,000
(b)	Lower Deschutes River Ranch Acquisition	\$ 1,323,750
(c)	Clackamas Hatchery Intake System	\$ 450,000
(3)	Oregon Department of Aviation:	
(a)	Condon State Airport, Renovations	\$ 2,035,000
(b)	McDermitt State Airport, <i>Rehabilitation</i>	\$ 1,815,0001
	Rehabilitation	\$ 2,336,380
(c)	Aurora State Airport, Apron/ Taxiway and Taxi lane Project.....	\$ 1,170,000
(4)	Department of Veterans' Affairs, The Dalles Veterans' Home Renovation	\$ 3,302,891

SECTION 6. This 2018 Act being necessary for the immediate preservation of the public peace, health and safety, an emergency is declared to exist, and this 2018 Act takes effect on its passage.

Passed by Senate March 3, 2018

Received by Governor:

.....M,....., 2018

.....
Lori L. Brocker, Secretary of Senate

Approved:

.....M,....., 2018

.....
Peter Courtney, President of Senate

.....
Kate Brown, Governor

Passed by House March 3, 2018

Filed in Office of Secretary of State:

.....M,....., 2018

.....
Tina Kotek, Speaker of House

.....
Dennis Richardson, Secretary of State

SB 5701 A BUDGET REPORT and MEASURE SUMMARY

Carrier: Rep. Holvey

Joint Committee On Ways and Means

Action Date: 03/02/18

Action: Do Pass the A-Eng bill.

House Vote

Yeas: 11 - Gomberg, Holvey, McLane, Nathanson, Noble, Rayfield, Smith G, Smith Warner, Stark, Whisnant, Williamson

Senate Vote

Yeas: 11 - DeBoer, Frederick, Girod, Hansell, Johnson, Manning Jr, Monroe, President Courtney, Roblan, Steiner Hayward, Thomsen

Exc: 1 - Winters

Prepared By: Jean Gabriel, Department of Administrative Services

Reviewed By: Amanda Beitel, Legislative Fiscal Office

Capital Construction – Various Agencies

2017-19

Capital Construction – Oregon Military Department

2015-17

Capital Construction – Department of Aviation

2015-17

Budget Summary

	2017-19 Legislatively Approved Budget	2018 Committee Recommendation	2018 Session Adjustments 2017-19
Other Funds	\$ 738,319,541	\$ 828,489,681	\$ 90,170,140
Federal Funds	\$ 4,792,500	\$ 17,264,638	\$ 12,472,138
Total	\$ 743,112,041	\$ 845,754,319	\$ 102,642,278

	2015-17 Legislatively Approved Budget	2018 Committee Recommendation	2018 Session Adjustments 2015-17
Other Funds	\$ 605,971,381	\$ 606,408,039	\$ 436,658
Federal Funds	\$ 35,385,892	\$ 35,907,272	\$ 521,380
Total	\$ 641,357,273	\$ 642,315,311	\$ 958,038

Summary of Revenue Changes

Other Funds revenues include proceeds from the issuance of general obligation bonds authorized under Article XI-Q, XI-G, and XI-F (1) of Oregon's Constitution, proceeds from the issuance of lottery revenue bonds, parking funds deposited in the Department of Administrative Services Capital Projects Fund established by ORS 276.005, reserves of the Veterans' Home Program, the Oregon Military Department Capital Construction Account, aircraft registration fees assessed in accordance with ORS 837.040 and 837.045, and interest earnings on bond proceeds. Federal Funds revenues are from the U.S. Department of Veterans' Affairs, Federal Aviation Administration, and National Guard Bureau.

Summary of Capital Construction Subcommittee Action

SB 5701 establishes and increases six-year expenditure limitations for capital construction projects. Projects in excess of \$1.0 million for the acquisition of land and the acquisition, planning, constructing, altering, repairing, furnishing, and equipping of buildings and facilities are categorized as capital construction projects.

Oregon Department of Administrative Services

Oregon Resilience Buildings: Approved a \$2,500,000 increase in Other Funds (Capital Projects Fund) expenditure limitation for the Mission Critical Facility Yellow Lot Building project that was established in the 2017 legislative session for planning related to a seismically resilient facility to be located on the yellow lot (Oregon Resilience Building). The increase brings total Other Funds capital construction limitation approved for the project to \$7,079,431. In addition, the Subcommittee approved updating the project name to reflect that planning activities will also cover an ancillary parking structure and power plant, the Oregon Resilience Building 2, that would be built on the red lot.

Department of Corrections

Capital Improvements and Renewal: Approved a \$54,000 increase in Other Funds (interest) expenditure limitation for the Capital Improvements and Renewal project that was established in the 2017 legislative session to make improvements in several facilities. The increase brings total Other Funds capital construction limitation approved for the project to \$26,347,534. The Department has earned interest on proceeds from the 2015F Article XI-Q general obligation bond sale that will be used to complete existing capital improvement projects, including completion of a rooftop HVAC upgrade and water system re-piping project.

Department of Veterans' Affairs

The Dalles Veterans' Home Capital Improvements: Approved establishing \$3,922,053 Federal Funds (U.S. Department of Veterans' Affairs construction grant) and \$2,111,875 Other Funds (Veterans' Home Program reserves) expenditure limitation for upgrades to the Oregon Veterans' Home in The Dalles. The project includes replacing the roof, siding, and fascia; adding airlock areas near exterior doors; upgrading two exterior garden areas; replacing an industrial water heater; and replacing interior window sills in resident rooms.

Lebanon Veterans' Home Capital Improvements: Approved establishing \$2,425,085 Federal Funds (U.S. Department of Veterans' Affairs construction grant) and \$1,305,815 Other Funds (Veterans' Home Program reserves) expenditure limitation for upgrades to the Edward C. Allworth Veterans Home in Lebanon. The project includes addition of a memory-care activity room; construction of a multi-purpose building for medical office space, staff offices, and training rooms; construction of a storage building; and upgrading the heating and cooling system.

Legislative Administration Committee

Capitol Accessibility, Maintenance, and Safety: Approved a \$9,548,450 increase in Other Funds (Article XI-Q bonds) expenditure limitation for the Capitol Accessibility, Maintenance, and Safety project that was established in the 2017 legislative session to finance capital improvements to the State Capitol Building. The increase brings total 2017-19 Other Funds capital construction limitation approved for the project to \$23,269,092 and the total approved amount for the project to approximately \$60 million.

Oregon Military Department

Camp Umatilla Facilities Biomass Heating Upgrades: Approved establishing \$6,125,000 Federal Funds (National Guard Bureau) expenditure limitation to convert boilers from propane fuel to wood pellet fuel at Camp Umatilla. Decentralized wood-pellet boiler heating systems will be installed in eleven buildings on the Umatilla Training Center site.

Oregon Military Museum: Approved a \$378,726 increase in Other Funds (Capital Construction Account) expenditure limitation for the 2015-17 Oregon Military Museum capital project. The increase brings total Other Funds capital construction limitation approved for the project to \$1,104,689 and will allow the Oregon Military Department to expend donations for the design and construction of a research library in the new museum.

Department of Aviation

McDermitt State Airport Rehabilitation: Approved a \$521,380 increase in Federal Funds (Federal Aviation Administration) and \$57,932 increase in Other Funds (aircraft registration fees) expenditure limitation for the 2015-17 McDermitt State Airport Rehabilitation project. The increases bring total capital construction limitation approved for the project to \$2,336,380 Federal Funds and \$259,599 Other Funds to accommodate higher construction costs.

Higher Education Coordinating Commission (HECC)

The Subcommittee approved a \$74,650,000 increase in Other Funds capital construction six-year expenditure limitation for distribution of general obligation and lottery revenue bond proceeds to public universities. This amount corresponds to the total project amounts for three new university projects and increases in three previously approved projects. Projects are funded with proceeds from the issuance of Article XI-G bonds, Article XI-Q bonds, Article XI-F (1), and Lottery Revenue bonds and will be disbursed as grants or loans, as applicable, pursuant to grant contracts and loan agreements between HECC and each university. Project descriptions are included in SB 5702. The expenditure limitation will expire June 30, 2023.

DETAIL OF JOINT COMMITTEE ON WAYS AND MEANS ACTION

SB 5701-A

**Various Agencies
Jean Gabriel 503-378-3107**

DESCRIPTION	GENERAL FUND	LOTTERY FUNDS	OTHER FUNDS	FEDERAL FUNDS	TOTAL FUNDS	POS	FTE
<u>COMMITTEE AUTHORIZATIONS</u>							
<u>EDUCATION PROGRAM AREA</u>							
<u>Higher Education Coordinating Commission</u>							
EOU - Field House Facility	\$ -	\$ -	\$ 9,000,000	\$ -	\$ 9,000,000	0	0.00
EOU - Track and Field Facilities Restoration	\$ -	\$ -	\$ 350,000	\$ -	\$ 350,000	0	0.00
OSU - Cascades Expansion - Academic Building 2	\$ -	\$ -	\$ 39,000,000	\$ -	\$ 39,000,000	0	0.00
SOU - Boiler Replacement	\$ -	\$ -	\$ 2,800,000	\$ -	\$ 2,800,000	0	0.00
UO - Campus for Accelerating Scientific Impact	\$ -	\$ -	\$ 20,000,000	\$ -	\$ 20,000,000	0	0.00
WOU - Natural Sciences Building Renovation	\$ -	\$ -	\$ 3,500,000	\$ -	\$ 3,500,000	0	0.00
<u>ADMINISTRATION PROGRAM AREA</u>							
<u>Oregon Department of Administrative Services</u>							
Oregon Resilience Buildings	\$ -	\$ -	\$ 2,500,000	\$ -	\$ 2,500,000	0	0.00
<u>PUBLIC SAFETY PROGRAM AREA</u>							
<u>Department of Corrections</u>							
Capital Improvements and Renewal	\$ -	\$ -	\$ 54,000	\$ -	\$ 54,000	0	0.00
<u>Oregon Military Department</u>							
Camp Umatilla Facilities Biomass Heating Upgrades	\$ -	\$ -	\$ -	\$ 6,125,000	\$ 6,125,000	0	0.00
<u>ECONOMIC AND COMMUNITY DEVELOPMENT PROGRAM AREA</u>							
<u>Oregon Department of Veterans' Affairs</u>							
The Dalles Veterans' Home Capital Improvements	\$ -	\$ -	\$ 2,111,875	\$ 3,922,053	\$ 6,033,928	0	0.00
Lebanon Veterans' Home Capital Improvements	\$ -	\$ -	\$ 1,305,815	\$ 2,425,085	\$ 3,730,900	0	0.00

LEGISLATIVE PROGRAM AREA

Legislative Administration Committee

Capitol Accessibility, Maintenance, and Safety	\$ -	\$ -	\$ 9,548,450	\$ -	\$ 9,548,450	0	0.00
--	------	------	--------------	------	--------------	---	------

TOTAL	\$ -	\$ -	\$ 90,170,140	\$12,472,138	\$ 102,642,278	0	0.00
--------------	-------------	-------------	----------------------	---------------------	-----------------------	----------	-------------

2015-17 Supplemental Expenditure Limitation Adjustments

Oregon Military Department

Oregon Military Museum	\$ -	\$ -	\$ 378,726	\$ -	\$ 378,726	0	0.00
------------------------	------	------	------------	------	------------	---	------

Department of Aviation

McDermitt State Airport Rehabilitation	\$ -	\$ -	\$ 57,932	\$ 521,380	\$ 579,312	0	0.00
--	------	------	-----------	------------	------------	---	------

BUDGET NARRATIVE

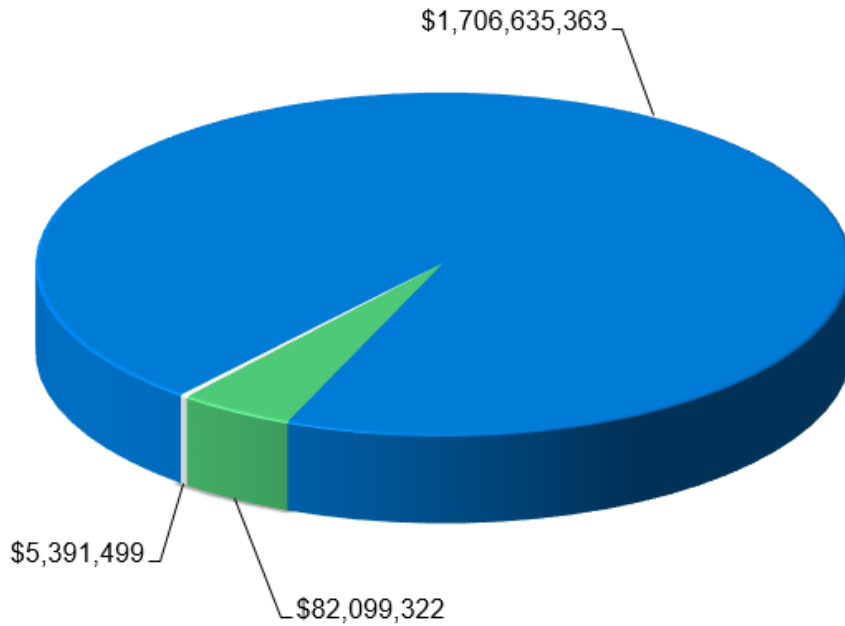
This page intentionally left blank.

BUDGET NARRATIVE

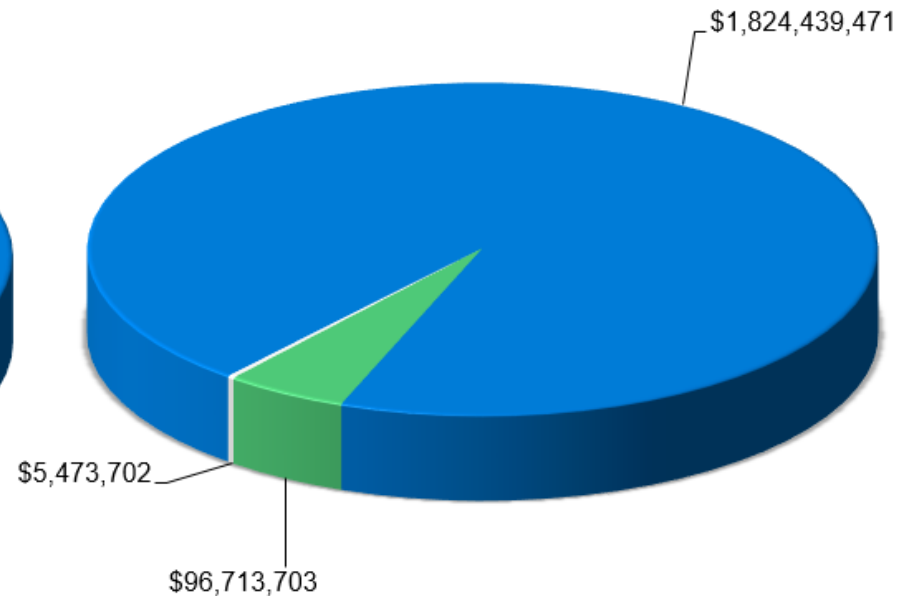
Oregon Department of Corrections

Comparison between 2019-21 Agency Request Budget and 2019-21 Governor's Budget
All Funds

2017-19 Legislatively Approved Budget
Total \$1,794,126,184



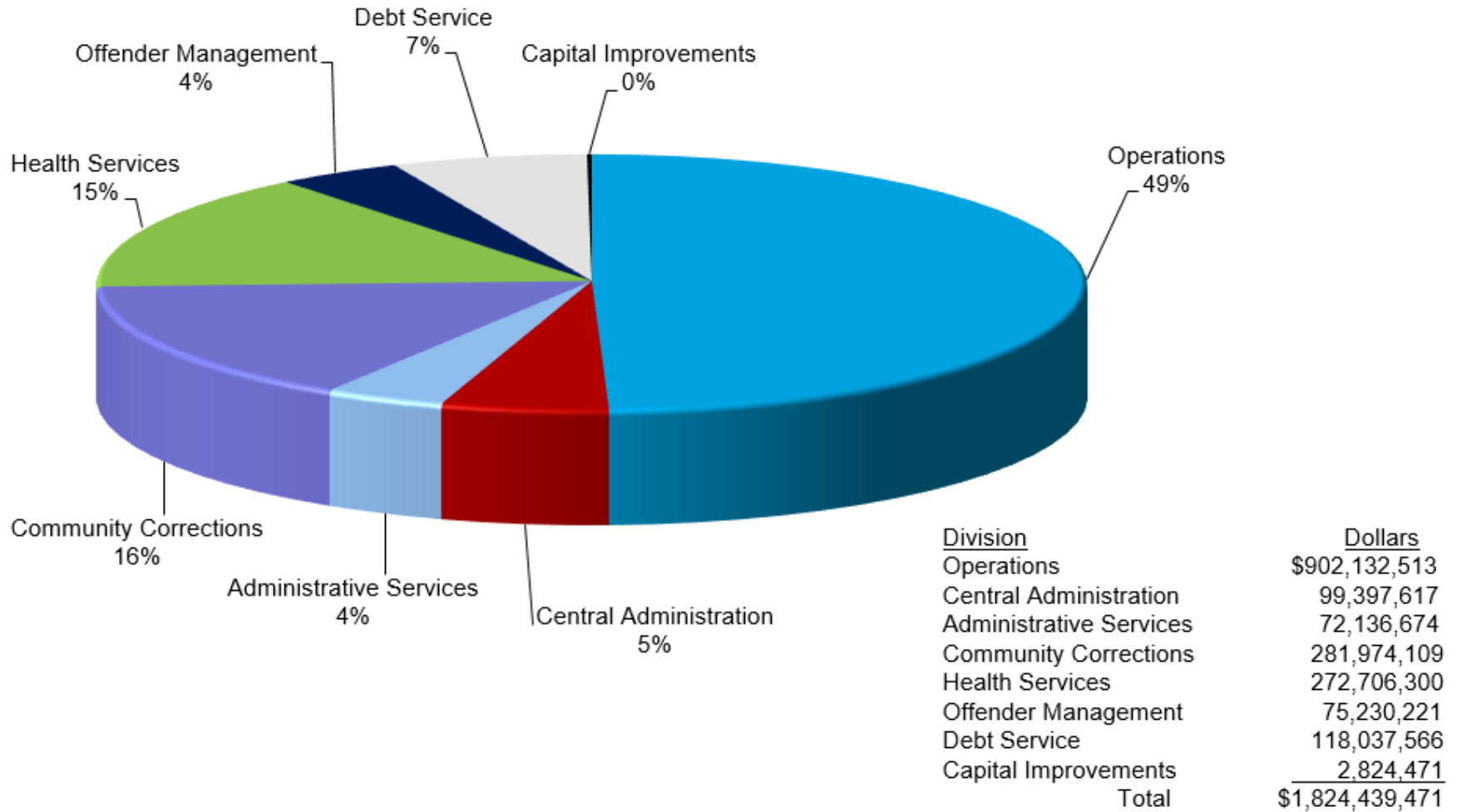
2019-21 Governor's Budget
Total \$1,926,626,876



- General
- Other
- Federal

BUDGET NARRATIVE

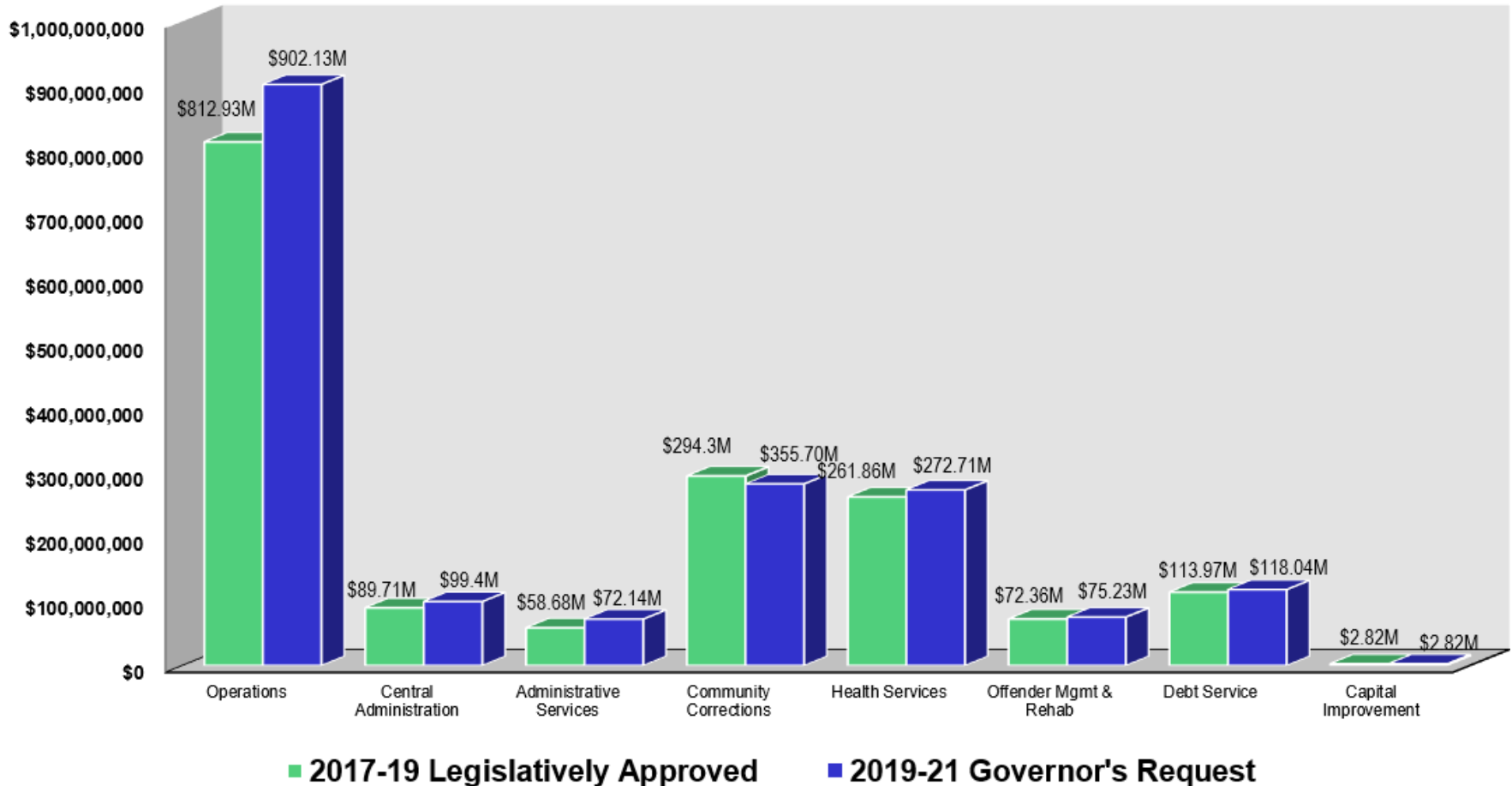
Oregon Department of Corrections 2019-21 Governor's Budget General Fund Budget by Division



BUDGET NARRATIVE

Oregon Department of Corrections

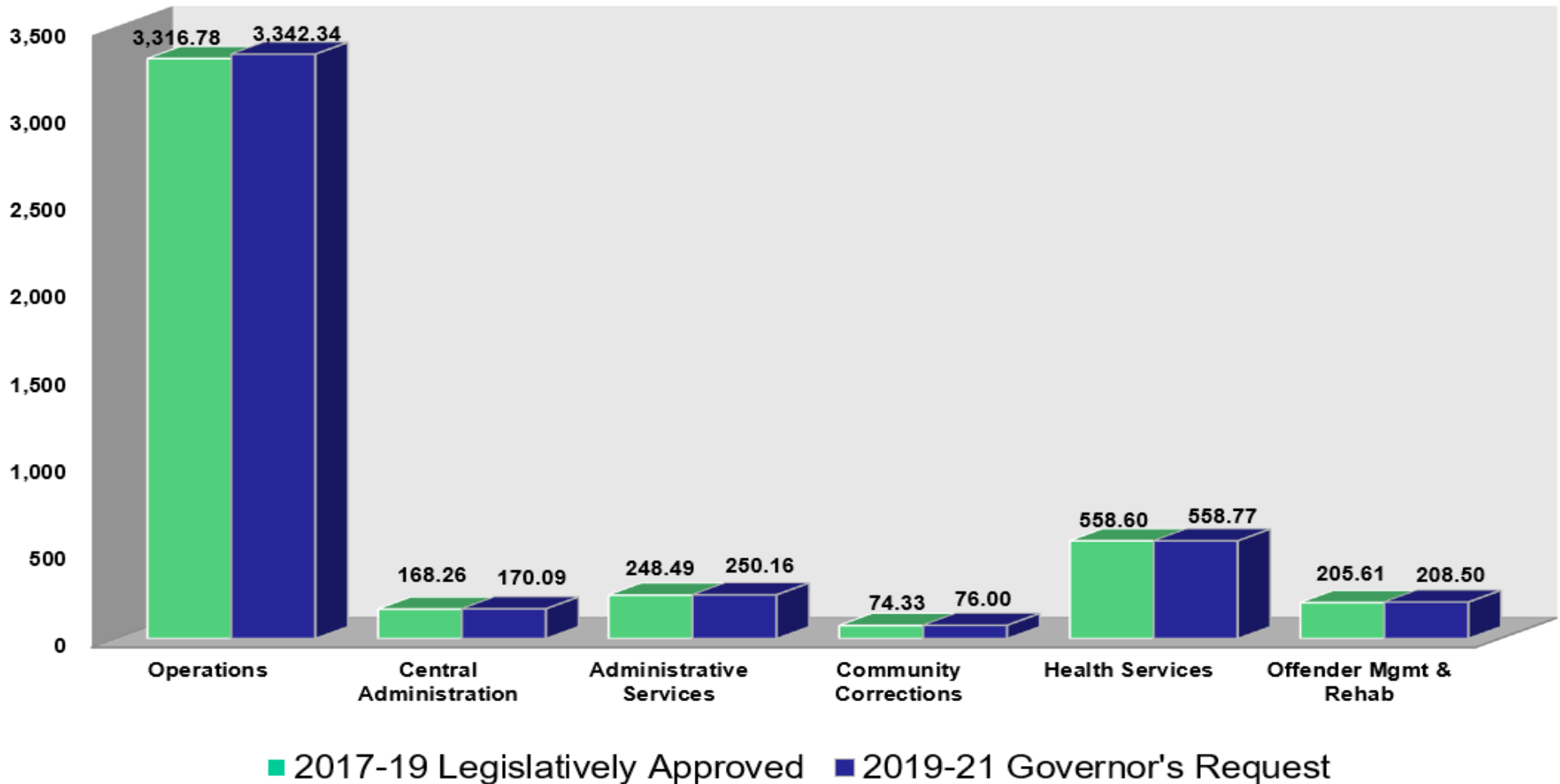
Comparison between 2017-19 Legislatively Approved Budget and 2019-21 Governor's Budget
General Fund



BUDGET NARRATIVE

Oregon Department of Corrections Full Time Equivalent (FTE)

Comparison between 2017-19 Legislatively Approved Budget and 2019-21 Governor's Budget

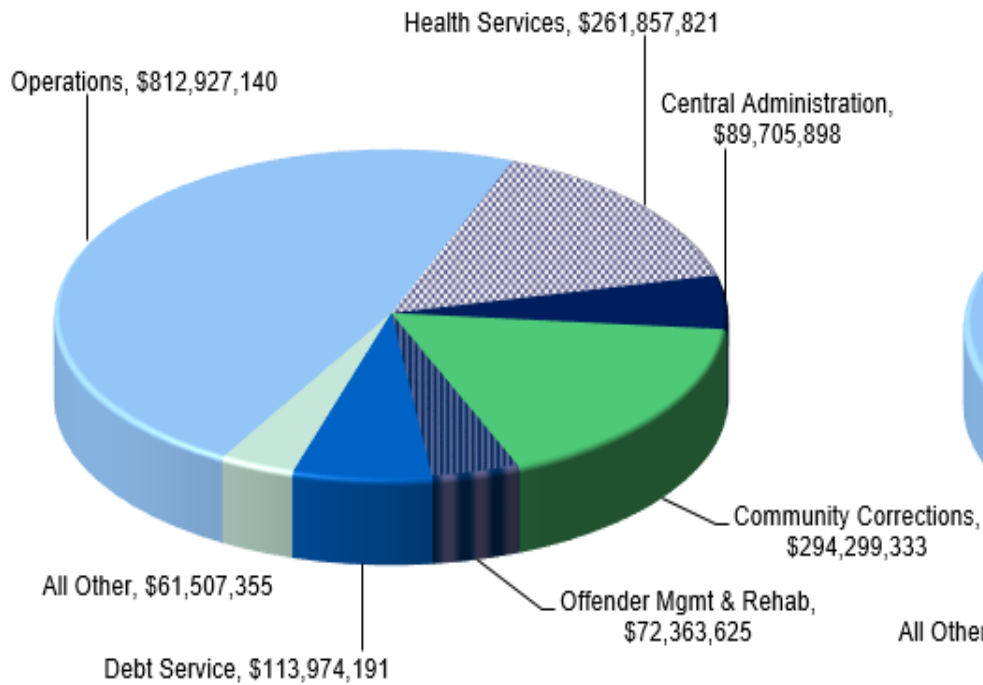


BUDGET NARRATIVE

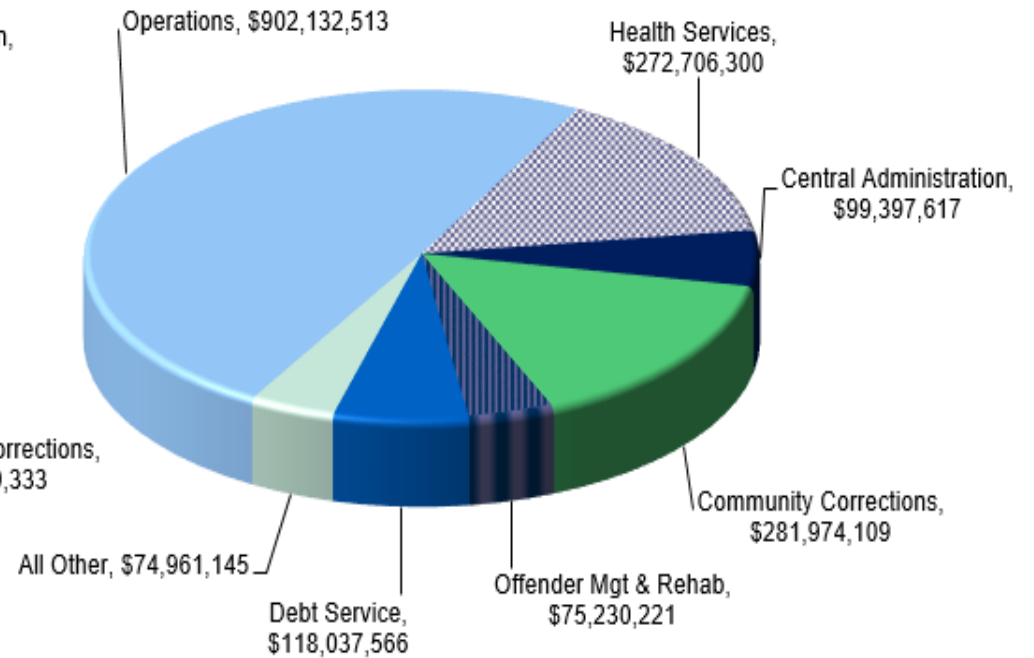
Oregon Department of Corrections General Fund

Comparison between 2017-19 Legislatively Approved and 2019-21 Governor's Budget

2017-19 Legislatively Approved
Total \$1,706,635,363



2019-21 Governor's Request
Total \$1,824,439,471



BUDGET NARRATIVE

Mission Statement & Statutory Authority

The Oregon Department of Corrections (DOC) operates under the authority of Oregon Revised Statute (ORS) Chapter 423 and Oregon Administrative Rules 291.001 to 291-208 to:

- Supervise the management and administration of DOC institutions, parole and probation services, community corrections, and other functions related to state programs for corrections.
- ORS 423.475 modifies the responsibilities through establishment of a partnership agreement with counties, whereby the counties assume responsibility for felony offenders sentenced or sanctioned to a term of incarceration of 12 months or less; plus, those felony offenders on parole, probation, or post-prison supervision. (Subject to the state agreeing to provide adequate funding to the counties for those responsibilities. If a county “opts out” of the agreement, the responsibility for these functions returns to the state. Douglas and Linn Counties made that choice during the 2003-2005 biennium.)

The Oregon Constitution, Article 1, Bill of Rights, establishes the fundamental principles of Oregon’s Criminal Justice System:

Section 15. Foundation principles of criminal law. Laws for the punishment of crime shall be founded on these principles: protection of society, personal responsibility, accountability for one’s actions, and reformation.

DOC’s **mission** incorporates both the responsibility for public safety, and the constitutional tenets set forth above:

The mission of the Oregon Department of Corrections is to promote public safety by holding offenders accountable for their actions and reducing the risk of future criminal behavior.

After an incredible amount of hard work by staff from across the state, DOC developed Destination 2026. Destination 2026 is the agency’s 10 year strategic plan with the goal for DOC to become the public safety employer of choice with innovative employees who transform lives. It is a roadmap for our future that provides a filter for decision making and establishing priorities, aligns DOC’s Leadership Team, and will result in consistency. In addition, it helps solidify our organizational identity and culture.

The major areas we are targeting for change over a 10 year period include:

- Dramatic increase in staff wellness and life expectancy;
- Emphasis on valuing employees and families;
- Significant decline in mandatory overtime;
- Strengthen culture of employees treating each other with respect;
- The public will value the work of corrections professionals;

BUDGET NARRATIVE

- AICs will be in the right bed at the right time;
- Individuals pay towards court-ordered restitution;
- Funding will meet agency needs;
- Availability of modern tools and technology;
- Management and leadership development;
- Creates an environment of pride and engagement; and
- Attracting and retaining a diverse workforce who are proud to work for corrections

Destination 2026, while a strategic vision, does not replace our Shared Vision. DOC's Shared Vision is enduring and aspirational, while Destination 2026 is time-based, tactical, and achievement-oriented with clear targets and tangible strategies. It also does not replace the department's CORE performance measurements. Rather, it aligns with CORE, and this routine work must continue.

Destination 2026 is allocated into five essential areas. Each area is further defined on the strategic initiatives four-year plan providing focus for success.

PRIDE - People & Skills

- Attract and retain diverse workforce of the best and brightest.
- Develop practices, processes, and systems predicting the agency's needs and provide a diverse, sustainable, and qualified workforce.
- Develop a 40-hour training program for all managers.
- Identify the framework to approach a leadership development program.

STRENGTH - Employee Wellness

- Strive for all employees to be well in eight dimensions.
- Develop ways to help cultivate a workforce with healthy minds and bodies.
- Develop a consistent approach for reducing mandatory overtime.

RESPECT - Culture

- Equip managers to successfully model and support a respectful work environment.

PROTECT - Corrections Outcomes

- Ensure AIC housing matches needs.

BUDGET NARRATIVE

- Determine the needs of the AIC population compared with services we currently offer to determine what additional services we may need to implement to address those needs (this includes medical and mental health, and program needs).
- Analyze programmatic and space needs to predict the agency's future facility needs align with our mission.
- Analyze our current case management model and identify ways to enhance case management ensuring it is evidence-based and gender responsive.
- Maintain and improve central data management.
- Enhance and maintain Thin Client.

SERVE - Re-Entry & Supervision

- Identify automation needs in order to implement collection of AIC funds for the purposes of paying towards victim restitution and other financial obligations.
- Ensure programs and work opportunities are effective.

Agency Strategic Business Plan

Business Strategy

To accomplish its mission, the Oregon Department of Corrections (DOC) continues to move forward with its business strategy, the Oregon Accountability Model (OAM). The OAM consists of six separate elements that stand alone, but when combined, provide a foundation for a continuum of success for individuals from the time they enter DOC doors until the day they release. It is a system that supports both the front and back end of DOC's business.

1. Transition begins at intake when an individualized case plan is developed for each AIC that addresses his or her criminal risk factors in order to enhance successful reintegration into the community and reduce recidivism.
2. Staff hold AICs accountable by providing both positive and negative consequences to behavior, by modeling pro-social behavior, and by guiding AICs toward pro-social behavior in concert with their case plans and individualized interventions.
3. AICs prepare for community living through specific interventions related to their case plans, such as work, education, and focused treatment and re-entry programs.
4. AICs have the opportunity to develop healthy relationships with their families and children in order to build pro-social community support and break the intergenerational cycle of crime.
5. Transition from incarceration to community is carefully planned and coordinated with AICs, community stakeholders, and community corrections.
6. Supervision in the community – consistent with the case plan and these principles – is essential to reducing recidivism for those released from prison.

Performance Management and Process Improvement

BUDGET NARRATIVE

Building on DOC's business philosophy (the OAM), the agency has completed a full review of agency operations as part of its ongoing strategic planning. From there, DOC created Correctional Outcomes through Research and Engagement (CORE), which is the agency's performance management system. It allows the agency to identify opportunities to improve and streamline processes, use data to identify constraints, effectively use resources, and, ultimately promote public safety. CORE also provides employees with opportunities to influence and improve the fundamental ways we do business.

CORE is allowing the agency to know how it is doing at every level of the business on an ongoing basis from how it manages contracts, to release planning, to escapes. Through Quarterly Target Reviews (QTRs), the agency monitors where it is in the green (on target), yellow (just off target), and red (significantly off target). For those measures in yellow and red, the agency is employing process improvement efforts in those areas. CORE measurements are noted in each of the program narratives of this document.

CORE is leading to strong outcomes including:

- Increased efficiencies.
- More fact-based/data-driven decisions and actions.
- Improved transparency.
- Enhanced teamwork and collaboration.
- A common language to operate the organization.
- Increased ownership and accountability.

10 Year Strategic Plan

In early 2016, DOC unveiled its 10-year strategic plan, called Destination 2026, which is a roadmap for DOC's future that will provide a filter for decision-making and establishing priorities, aligns the DOC Leadership Team, and results in consistency. It will also help solidify the agency's organizational identity and culture. Destination 2026 – a specific 10 year goal – is for DOC to become the public safety employer of choice with innovative employees who transform lives.

Destination 2026 is broken down into five key areas: people and skills, employee wellness, culture, corrections outcomes, and re-entry and supervision. For each of these five areas, the agency has defined what success will look like in 10 years, and has identified the targeted work the agency will need to complete in order to achieve the 10 year goal. As a starting point, the agency has broken down each category into four-year goals with associated objectives and strategies. More detail is included in the "Agency Two-Year Plan" section below and the "Initiatives and Accomplishments" section later in this document.

Agency Two-Year Plan

Over the next two years, the agency will undertake a number of initiatives in an effort to achieve the following four-year goals and objectives:

BUDGET NARRATIVE

- Goal: The agency attracts and retains a diverse workforce of the best and the brightest
 - Objective: 100 percent of managers have completed management training
 - Objective: 100 percent of identified managers have completed leadership training
- Goal: Employees model wellness in all eight dimensions
 - Objective: Baseline wellness data collected
 - Objective: Employees are educated on the eight dimensions of wellness
 - Objective: Wellness resources are expanded towards all eight dimensions
 - Objective: Wellness funding is secured
- Goal: Mandatory overtime is reduced
 - Objective: Mandatory overtime is reduced by 20 percent
- Goal: Managers model and support a respectful environment
 - Objective: 50 percent of employees respond favorably to survey questions about culture
 - Objective: Manager effectiveness assessments are implemented
- Goal: Housing matches needs for AICs
 - Objective: 50 percent of AICs are in the right bed at the right time
- Goal: Technology is enhanced
 - Objective: Technology funding is secured
- Goal: The agency is prepared for all hazards
 - Objective: All staff are trained on emergency preparedness protocols for the worksite, as well as, planning for the home
- Goal: Programs and work opportunities (for AICs and individuals on supervision) are effective
 - Objective: Programs and work opportunities offered meet effectiveness criteria
- Goal: AICs pay toward their court-ordered fines, fees and victim restitution
 - Objective: Begin restitution collection for level 1 priorities and develop a process for level 2 and 3 priorities

Program Descriptions

The operating budget for the Department of Corrections is organized into six Program Units for budget presentation. The six Program units are (003) – Operations, (004) – Central Administration, (006) – Administrative Services, (009) – Community Corrections, (010) – Health Services, and (011) – Offender Management & Rehabilitation. Separate tracking is provided in other Program Unit Narratives for (086) – Debt Service, (088) – Capital Improvement, and (089) – Capital Construction. In addition, the administrator of Oregon Corrections Enterprises reports to the DOC Director. Although OCE’s budget is separate from DOC’s budget, a description of OCE is included at the end of this section.

BUDGET NARRATIVE

Operations

The Operations Division is responsible for the overall security, housing, and daily operations for Oregon's incarcerated adult felony population (and juveniles sentenced under Measure 11, [1994]). Current law allows DOC to house individuals over the age of 18. Anyone under 18 will be housed in an Oregon Youth Authority facility. The division generally operates under Oregon Revised Statute (ORS) Chapter 179 and ORS Chapter 421. The Operations Division is under the direction of an Assistant Director with five administrative units:

- Institutions
 - Oregon State Penitentiary, Salem (active medium/maximum facility; inactive minimum facility)
 - Oregon State Correctional Institution (OSCI), Salem
 - Mill Creek Correctional Facility (MCCF), Salem
 - Santiam Correctional Institution (SCI), Salem
 - Columbia River Correctional Institution (CRCI), Portland
 - South Fork Forest Camp (SFFC), Tillamook
 - Shutter Creek Correctional Institution (SCCI), North Bend
 - Eastern Oregon Correctional Institution (EOCI), Pendleton
 - Coffee Creek Correctional Facility (CCCF), Wilsonville
 - Powder River Correctional Facility (PRCF), Baker City
 - Snake River Correctional Institution (SRCI), Ontario
 - Two Rivers Correctional Institution (TRCI), Umatilla
 - Warner Creek Correctional Facility (WCCF), Lakeview
 - Deer Ridge Correctional Institution (DRCI), Madras (active medium facility operated as a minimum; inactive minimum facility)
- Chief of Security – responsible for institution peer security audits, emergency preparedness, Special Weapons and Tactics (SWAT) teams, Crisis Negotiator Teams, staff deployment, and adult in custody (AIC) transport.
- Central Services – includes central budget management, automation, policy development, food service administration, AIC work programs, and emergency preparedness.
- Administration – includes policy oversight and implementation strategies for consistent prison operations.
- Health Services – In previous biennia, Health Services was administered by Operations Division Administration, however, oversight for this work unit has transferred to the Offender Management & Rehabilitation Division.

BUDGET NARRATIVE

General Fund appropriations are the primary funding source for the Operations Division, with some Other Funds support from sources such as the Inmate Welfare Fund. Limited Federal Funds are also issued from the State Criminal Alien Assistance Program grant.

2019-21 Agency Request Budget

Fund Type	Expenditures	Positions	FTE
General Fund	\$932,170,161	3438	3418.39
Other Funds	\$18,179,209	31	31.00
Federal Funds	\$0		
Total Funds	\$950,349,370	3469	3449.39

2019-21 Governor's Budget

Fund Type	Expenditures	Positions	FTE
General Fund	\$902,132,513	3322	3311.34
Other Funds	\$18,178,755	31	31.00
Federal Funds	\$0		
Total Funds	\$920,311,268	3353	3342.34

Central Administration

Central Administration includes the Office of the Director, Office of Internal Audits, Office of the Chief Financial Officer, Office of Communications, Office of Research & Evaluation, Office of Government Efficiencies, and the Office of the Inspector General.

Central Administration provides overall leadership to the agency through the DOC Executive Team, which is composed of the Director, Deputy Director, five Assistant Directors, the Chief Financial Officer, the Communications Administrator, and the OCE Administrator. As the agency continues to grow in size and complexity, greater capacity for planning, coordination across the respective divisions, and more sophisticated administrative practices are necessary. As a result, Central Administration continues to focus on administrative effectiveness, accountability, mitigating risk, and strengthening internal and external communications. Further driving program objectives and services is the continued implementation of the OAM, CORE, and the agency's 10 year strategic plan.

BUDGET NARRATIVE

2019-21 Agency Request Budget

Fund Type	Expenditures	Positions	FTE
General Fund	\$109,263,326	178	177.09
Other Funds	\$3,769,646	6	6.00
Federal Funds	\$1,039,222		
Total Funds	\$114,072,194	184	183.09

2019-21 Governor's Budget

Fund Type	Expenditures	Positions	FTE
General Fund	99,397,617	166	165.09
Other Funds	2,381,386	6	6.00
Federal Funds	1,039,222		
Total Funds	102,818,225	172	171.09

Administrative Services

The Administrative Services Division is the backbone of the Department of Corrections (DOC), providing services that are fundamental to its day-to-day operations. Administrative Services includes the following services, which support the foundation upon which DOC operates safe, secure, and civil institutions aimed at holding offenders accountable and reducing the risk of future criminal behavior.

- Distribution Services – provides primary logistical support for correctional facilities, including managing statewide inventory of expendable and non-expendable goods, food product inventories, and the transport of these goods to the institutions, as well as delivery of other direct care items to adults in custody (AICs) (clothing, hygiene, and general sanitation items).
- Facilities Services – administers repair and maintenance programs for existing institutions.
- Information Technology Services – provides central support, management, and maintenance of information technology activities, including computer services, for more than 6,000 users (including community corrections staff in all 36 counties).

In addition, the Administrative Services division has taken on coordination of the department's sustainability efforts, of which there are many, including:

- Expanded recycling programs and the creation of a fully-functional central recycling center;
- Replacing fluorescent lighting with LED lighting;
- Switching to more fuel-efficient vehicles;

BUDGET NARRATIVE

- Implementing organic gardening programs to supplement institution menus and provide meaningful work and education to AICs;
- Tracking energy and water conservation efforts, implementing reduction strategies and employee engagement awareness;
- Managing restoration efforts of Savanna Haven and Junction City wetlands;
- Green chemistry and integrated pest management oversight;
- Implementing sustainable job programming for AICs in recycling, beekeeping, sustainable gardening, endangered species rearing, and native plant propagation for habitat restoration;
- Collaboration with stakeholders in the community for restoration efforts of various butterfly and sage grouse habitats; and
- Liaison to Sustainability in Prisons Project Network and various sustainability committees.

2019-21 Agency Request Budget

Fund Type	Expenditures	Positions	FTE
General Fund	\$110,617,850	326	325.35
Other Funds	\$9,512,738	34	33.81
Federal Funds	\$0		
Total Funds	\$120,130,588	360	359.16

2019-21 Governor's Budget

Fund Type	Expenditures	Positions	FTE
General Fund	72,136,674	216	215.35
Other Funds	9,490,798	34	33.81
Federal Funds			
Total Funds	81,627,472	250	249.16

Community Corrections

The Community Corrections Division provides funding for the management and supervision of approximately 31,000 felony offenders sentenced to probation, parole, or post-prison supervision, and offenders sentenced to 12 months or less of incarceration. Community Corrections supervision and programs are provided directly by the state in two counties (Douglas and Linn), or by the counties through intergovernmental agreement with the Department of Corrections.

This division is responsible for the statewide coordination and oversight of Community Corrections activities at the county level, including monitoring compliance with applicable laws and administrative rules. The program has the statutory responsibility to evaluate

BUDGET NARRATIVE

Community Corrections policies, to review counties' compliance with intergovernmental agreements, and to offer technical assistance when needed to gain compliance. In addition, the Community Corrections Division provides consultation and technical assistance to local agencies regarding Community Corrections options and effectiveness, facilitates communication, problem-solving among counties, and organizes training activities specific to Community Corrections work.

The Community Corrections Division also:

- Operates the interstate compact program (processing applications for transfer of community supervision to and from other states, as well as prison releases to other states);
- Oversees the department's Short-Term Transitional Leave Program;
- Oversees the Family Sentencing Alternative Pilot Program; and
- Provides inspections, lockups, temporary holds, and juvenile detention facilities in counties and municipalities (with the exception of any facilities that are operated by a sheriff).

2019-21 Agency Request Budget

Fund Type	Expenditures	Positions	FTE
General Fund	\$355,696,804	76	76.00
Other Funds	\$7,252,638		
Federal Funds	\$0		
Total Funds	\$362,949,442	76	76.00

2019-21 Governor's Budget

Fund Type	Expenditures	Positions	FTE
General Fund	281,974,109	76	76.00
Other Funds	7,117,885		
Federal Funds			
Total Funds	289,091,994	76	76.00

Health Services

The Health Services unit provides legally-mandated medical, dental, mental health, and pharmacy services to all adults in custody. To accomplish this effectively and efficiently, Health Services uses a managed care model, which is similar in some ways to a coordinated care model. This managed model of care stresses:

BUDGET NARRATIVE

- On-site primary care with early intervention and prevention;
- Coordinated care and management of diseases;
- Controlled access to specialists and specialist procedures;
- Restricted pharmacy medication formulary;
- Chronic disease management;
- Controlled utilization; and
- Utilization review and claims review.

DOC maintains a team of professionals that includes Physicians, Nurse Practitioners, Physician Assistants, Registered Nurses, Dentists, Psychiatrists, Mental Health Specialists, Pharmacists, and other licensed professionals.

2019-21 Agency Request Budget

Fund Type	Expenditures	Positions	FTE
General Fund	\$299,676,232	696	672.39
Other Funds	\$715,055		
Federal Funds	\$3,494,360		
Total Funds	\$303,885,647	696	672.39

2019-21 Governor's Budget

Fund Type	Expenditures	Positions	FTE
General Fund	272,706,300	570	558.77
Other Funds	715,055		
Federal Funds	3,494,360		
Total Funds	276,915,715	570	558.77

Offender Management & Rehabilitation

The Offender Management & Rehabilitation (OMR) is responsible for carrying out the Department of Corrections (DOCs) mission of reducing the risk of future criminal behavior. The division encompasses all the units that are involved from the day starting from when an individual enters DOC custody until the day the person leaves. This is based on the philosophy that transition back to the community begins on day one in prison.

The OMR includes the following sub-units:

BUDGET NARRATIVE

- Intake – processes all individuals sentenced to the custody of DOC, conducts individualized assessments, and collaborates with other DOC units to develop individualized case plans.
- Offender Information and Sentence Computation (OISC) – ensures accurate sentence computation, provides sentencing information to law enforcement agencies and the public, and maintains all offender records in the state.
- Office of Population Management (OPM) – ensures the efficient movement and housing of all adults in custody (AICs) in state, out-of-state, in other jurisdictions, and those with special needs.
- Correctional Case Management (CCM)—maintains high standards of evidence-based case management, placing correctional counselors at the center of collaborative and multi-disciplinary services, tailor-made for AICs based on individual risks, needs and responsivity factors.
- Programs and Social Support Services – responsible for the overall planning, coordination, and management of the agency’s behavioral change programs, statewide volunteer program, victim services, and the Inmate Services Unit. Coordinates engagement of social support services including children of incarcerated parents, mentors, and friends and family.
- Education– provides a continuum of education, including Adult Basic Skills Development (ABE, GED, and ESL), work-based education programs, and apprenticeship training opportunities to AICs housed across DOC facilities.
- Religious Services – provides a wide continuum of faith-based services including worship services, meditation, religious study and music programs, anger management, and pastoral counseling to meet rehabilitative as well as constitutional and legal mandates.
- Re-Entry and Release – provides education, planning, transition services, and release preparation services to AICs. This unit also manages the Governor’s Re-Entry Council and initiatives, projects, and other endeavors concerning successful transition from prison to the community.
- Health Services – provides medical, dental, mental health, treatment and pharmacy services at each institution to the entire AIC population.

In 2017, DOC operationally moved the Health Services Unit from the Operations Division to the Offender Management & Rehabilitation Division, making mental, physical, pharmaceutical and dental healthcare a part of the holistic rehabilitation of AICs. The Health Services budget is separate for this narrative as this organizational change has not yet occurred in the budget structure.

Fund Type	Expenditures	Positions	FTE
General Fund	\$80,083,563	218	217.50
Other Funds	\$10,209,756	1	1.00
Federal Funds	\$0		
Total Funds	\$90,293,319	219	218.50

BUDGET NARRATIVE

2019-21 Governor's Budget

Fund Type	Expenditures	Positions	FTE
General Fund	75,230,221	208	207.50
Other Funds	10,069,756	1	1.00
Federal Funds			
Total Funds	85,299,977	209	208.50

Oregon Corrections Enterprises

Oregon Corrections Enterprises (OCE) is a semi-independent state agency whose administrator reports to the Department of Corrections (DOC) Director and is a member of DOC's Executive Team. The two agencies' missions go hand-in-hand. Established in 1999 through the passage of Ballot Measure 68, OCE plays an important role in carrying out Ballot Measure 17, the constitutional mandate to engage adults in custody (AICs) in meaningful work or job-training programs. OCE does not receive government funds; instead, it is funded through sales of its services and products to the private and public sectors.

The mission of OCE, in partnership with DOC, is to promote public safety by providing AICs with work and training opportunities in a self-sustaining organization. Working with DOC, OCE seeks partnerships with other agencies and private organizations to provide work and training programs for AICs that mirror real-world job experiences. Current OCE work programs include contact centers, sewing and embroidery, wood and metal fabrication, laundry, printing and mail fulfillment, digital scanning, survey services, and a sign shop.

OCE plays an important role in implementing DOC's Oregon Accountability Model. Through developing positive work ethics and job skills, OCE assists AICs in their transition to productive citizens who contribute to society and to their families. OCE is incorporated into DOC's agency-wide scorecard and has created its own performance management system called TRAIN – Transparent Results to Advance Interactions and New Solutions. Since March 2013, OCE has increased the number of AICs assigned to OCE work assignments by 11 percent.

Environmental Factors

Several environmental factors play a significant role in affecting DOC operations. The following provides a description of a few of these environmental factors.

- **Prison Population** – Until the passage of comprehensive public safety reform in Oregon during the 2013 Legislative Session, the prison population had been rapidly expanding. HB 3194 (2013) and HB 3078 (2017) essentially flat-lined the estimated prison population over a 10-year period, avoiding the need to open both the Junction City Correctional Institution (JCCI) for men and re-opening the Oregon State Penitentiary Minimum (OSPM) facility for women. However, prior to the passage of HB 3078

BUDGET NARRATIVE

(2017), changes in the male prison population forecast produced by the Department of Administrative Services, Office of Economic Analysis (OEA) prompted DOC to change course. With legislative and Governor's Office approval, in February 2016, the agency shifted the inmate population from the minimum facility at Deer Ridge Correctional Facility (Madras) to the medium facility, which had greater capacity (the agency is operating that facility as a minimum, even though it was designed as a medium). With subsequent approval from the Emergency Board, the agency opened 200 additional beds in that facility based on changes to the actual and forecasted population.

The constitutionality of some components of HB 3078 (2017), and the outcome of that case (estimated to go before the Oregon Supreme Court in September 2018) may have an impact on subsequent OEA forecasts.

- **Temporary and Emergency Beds** – A critical factor in determining the best approach to DOC's housing plan is the agency's use of temporary and emergency beds. Over the past five biennia, DOC has been managing its population with an increasing number of temporary and emergency beds. The agency currently has 868 of these beds in use. This can create unsafe conditions for both staff and adults in custody (AICs), is not sound correctional practice, and limits the agency's ability to safely house AICs should there be an actual emergency.
- **Offender Characteristics/Needs** – DOC continues to face an increasing number of individuals entering its custody with mental health issues, to the point that DOC has become the largest mental health provider in the state. Of DOC's total population, more than half has some mental health diagnosis. In addition, the AIC population is aging. While the percentage of AICs younger than 30 is showing a steady decline, those over 45 are growing rapidly. Both the aging and mentally ill population present treatment challenges and contribute to the growing cost of health care within DOC.
- **Prison Rape Elimination Act** – PREA was enacted in 2003, and new national standards became final in August 2012. The national standards create new requirements to ensure the safety and security of AICs. These requirements include enhanced video monitoring and changes to facility layouts and other security features. Every state corrections department, juvenile corrections agency, private prison, federal prison, and jail has an obligation to comply with PREA standards, and each agency is to complete an audit every three years on all their facilities. DOC's annual PREA report can be found on the agency [website](#).
- **Public Safety Applicant Crisis** – For some time, DOC has faced recruitment and retention challenges. Those challenges have been heightened in recent years due to a negative perception of public safety professionals, part of which stems from media portrayal of several high-profile negative incidents across the country involving law enforcement. Because of this, one of DOC's primary agency initiatives has focused on workforce development and recruitment efforts. The concerns are most acute in the security and health care sectors, where DOC competes with county community corrections entities and the private sector, respectively. Furthermore, because we built so many prisons 20 to 25 years ago, DOC has a disproportional number of eligible retirees, 52 percent in the coming two years.
- **Deferred Maintenance Costs** – For decades, DOC requested (and received) Other Funds deferred maintenance funding to address repairs and maintenance to the nearly \$2.5 billion in buildings and infrastructure. With the statewide shift away from

BUDGET NARRATIVE

using bond financing for anything but capitalized new construction and capital renewal, the agency must now depend on General Fund for maintenance and repairs for all of the complex facilities and systems across the state. While many projects still meet the criteria for capitalized capital renewal projects (replacement of roofs, system replacement, etc.) and remain a part of the agency's Other Funds Capital Construction and Capital Renewal request, DOC has no General Fund deferred maintenance budget beyond Capital Improvement (that can only be used for capitalized projects under \$1 million). As such, the agency must now repeatedly request funds from the Emergency Board for any repair and maintenance projects – of which the agency has a significant need.

Agency Initiatives & Accomplishments

The 2017-19 biennium was a continuation of several important initiatives that began in the prior biennium and a continued focus on performance management, process improvement, and stakeholder relationships. The agency also undertook several new initiatives (some of which will continue into 2019-2021). The following provides a highlight of several of these initiatives.

- **Employee Wellness** – Research in recent years has brought local and national awareness to the negative trends in the health and wellbeing of correctional professionals, and to the importance of improving and sustaining the health and wellness of correctional employees. The employee wellness initiative is a continuation of the work that began during the 2015-2017 biennium, with the first phase of the initiative comprised of gathering baseline wellness data of all employees. The survey was administered during the fall of 2016. The survey was well received, with 59 percent (2,685 participants) of employees completing the survey. The results of the survey confirmed many of the health risks that the national research has identified. The most common themes and comments from employees related to organizational issues, specifically with regards to a negative work environment as well as staffing, and scheduling issues. The survey clearly reflected that employees want agency leadership to focus on organizational and environmental issues related to wellness. More specifically, the survey identified:
 - About one in three respondents reported high or borderline high blood pressure in the past year and the same ratio reported high or borderline high blood cholesterol during the same time frame;
 - 81 of respondents are overweight or obese;
 - 43 percent reported one or more incidents of binge drinking in the past year (defined as >four drinks in a sitting for women and >five drinks for men);
 - About half (46 percent) of respondents, reported an average of six hours or less of sleep per night;
 - About one in every six respondents reported anxiety or traumatic stress; and
 - 14 percent of respondents reported depression.

During the 2017-2019 biennium, the employee wellness initiative continued into phase 2 with the initiative team tasked to move the agency forward using the data and recommendations resulting from the phase 1 work. The team was chartered to update the Department of Corrections (DOC) employee wellness policy, identify effective programs that support employee wellness, and develop

BUDGET NARRATIVE

recommendations for improving the work environment to enhance wellness as well as to guide the agency into compliance with the Governor's Executive Order on employee wellness. Currently wellness efforts are guided by an initiative committee referred to as the DOC Wellness Council. The council is sponsored by an executive team member, chaired by an institution superintendent, assigned a project manager, including numerous council members. This council is currently developing recommendations regarding future agency structure that will include establishing a wellness office whose responsibility it will be to coordinate agency wellness programs. Lastly, the team is also coordinating their efforts to ensure alignment with the Governors Executive Order on State Agency Employee Wellness (17-01). This body of work includes developing the agency's wellness plan, establishing measurable outcomes and objectives relating to employee wellness, creating a wellness council, and providing direction to the agency through wellness policies and procedures, with the clear goal of improving overall employee well-being.

Phase 2 efforts thus far have been focused toward building upon the foundation laid and data collected from Phase 1. Employee concerns regarding staffing issues and mandatory overtime were identified as top priorities for the agency to address. DOC's 10-year strategic plan includes a mandatory reduction in overtime goal of 50 percent by the year 2026. Additionally, the agency is in the process of improving staff break rooms and lunchrooms. Furthermore, the department is committed to promoting and offering wellness programs that have proven to have a positive return on investment and mitigate workplace stressors. Such programs include Healthy Team Healthy U, which as an agency, has 54 percent participation in the program. DOC continues to see the benefits that have come from meditation and mindfulness programs such as the DOC Staff Wellness and Resiliency Program, which has resulted in 550 staff completing this program. DOC is also in the process of rolling out the virtual reality meditation app Provata VR and will provide virtual reality goggles available to staff at their worksites.

- **Workforce Planning and Diversity** – Given high numbers of potential retirees, 35 percent of DOC staff are eligible to retire today, and 52 percent are eligible to retire in the next two years. HR challenges, such as regular turnover and key position vacancies, is the reason Human Resources Division continues their work on the “Workforce Planning and Diversity” initiative targeted to develop a comprehensive and transparent employment selection process that ensures consistency and fairness while producing a diverse, sustainable, and qualified workforce. The Workforce Planning Initiative team began their work in July 2015 focusing their efforts on the following five areas and will conclude their work in the summer of 2018 with the release of a comprehensive recruitment guide and an established training module. Both the recruitment guide and the training curriculum will help hiring managers navigate the hiring and selection process:
 - Appropriate hiring selection tools and methods;
 - Applicant background and reference check process;
 - Creation of documents for a recruitment guide as well as for use in the selection and hiring process;
 - Training around the recruitment, selection and hiring process; and
 - Management of the trial service period.

BUDGET NARRATIVE

- **Safe Alternatives to Segregation and Optimizing Special Housing Beds** – In May 2015, Oregon applied for and was selected as one of five correctional systems in the country to participate in the Vera Institute of Justice’s Safe Alternatives to Segregation Initiative. As part of the initiative, Vera provided DOC with technical assistance focused on analyzing its use of segregated housing. Vera provided recommendations to DOC, and in response, DOC’s Optimizing Special Housing Beds Initiative team prioritized and has implemented the following improvements during the 2017-2019 biennium:
 - Elimination of Disciplinary Segregation as a sanction for all minor misconducts (level V and VI violations);
 - Reduction in the maximum length of stay in Disciplinary Segregation Units (DSU);
 - Change of multiple practices and policies related to DSU placement; and
 - Initiated repurposing 72-bed Intensive Management Unit to general population (GP) beds with a reopen date in the fall of 2018.
 - Enhancement of supports, structured activities, and programming in GP to prevent DSU placement, which includes:
 - Piloting of the University of Cincinnati’s DSU Prevention program (10-week cognitive behavioral intervention) at Snake River Correctional Institution for adults in custody (AICs) identified as most likely to exhibit behaviors that lead to disciplinary segregation.
 - Enhancement of DOC’s case management practices to ensure that AICs receive appropriate supervision from their counselors;
 - Addition of Blue Rooms (de-escalation rooms) at Coffee Creek Correctional Institution, Oregon State Penitentiary, Two Rivers Correctional Institution, and Eastern Oregon Correctional Institution;
 - Through a multi-disciplinary team process, institutions will approve early incentive level moves when appropriate.
 - Improvement of confinement conditions in all segregated housing units by:
 - Extending out-of-cell time for all AICs;
 - Increasing programming in DSU;
 - Implementing incentives (TV’s, phones, tablets, increased out-of-cell time) for AICs assigned to DSU; and
 - Piloting University of Cincinnati’s administrative segregation Cognitive Behavioral Therapy (CBT), out-of-cell, instructor led programming to facilitate AICs transition back to General Population and reduce the behaviors that led to their placement in the Intensive Management Unit (IMU).
- **Behavioral Housing Unit Improvements** – DOC has a long-standing collaborative relationship with Disability Rights Oregon (DRO), which includes an MOU (Memo of Understanding) that grants DRO access to our facilities, records, and staff. DRO is Oregon’s designated Protection & Advocacy System that upholds the legal rights of people with disabilities. In May 2015, DRO released an investigative report on the Behavioral Health Unit (BHU) at OSP. BHU is an intensive behavioral management and skills training unit for AICs with serious mental illness who have committed violent acts or engaged in disruptive behavior. DRO’s report concluded that the agency was not providing sufficient time out of cell or adequate mental health treatment options for individuals assigned to BHU.

BUDGET NARRATIVE

While DOC did not agree with all of the findings and conclusions in DRO's report, the agency welcomed the opportunity to focus on improved treatment of AICs assigned to the BHU. Unlike a number of other states that have elected to engage in costly, protracted litigation before agreeing to similar reform of their treatment of prisoners with mental illness, DOC instead conducted a comprehensive review of BHU that included consultation with a nationally-recognized expert.

On January 8, 2016, the two agencies entered into a [second MOU](#) that solidifies DOC's commitment to improving the management of AICs with serious mental illness (SMI). One significant change was the commitment to providing 10 hours of out-of-cell structured activities per week and 10 hours of out-of-cell unstructured activities per week. In 2017, staffing in BHU was increased from 4 FTE to 9 FTE Qualified Mental Health Professional positions, and in 2018, training for all staff was increased from 8 to 26 hours on mental health issues, crisis response, communication, and responding to gender differences and gender identity. In 2017, as part of the BHU expansion, OSP also received an additional 11 security staff FTE as well as one Correctional Counselor, one Recreational Specialist, and one Office Support staff. These positions provide security supervision and program support. An additional five security staff FTE for AICs in BHU are scheduled to come online in July 2018, creating more outside recreation time when the additional yard is opened.

In July of 2018, a mindfulness room will open for BHU AICs. A new building will provide four additional group therapy rooms and 15 individual therapy rooms, used to treat the SMI population for our two highest levels of care. DOC has also added CBT based programming, art therapy, Moral Recognition Therapy (MRT), anger management, and other therapeutic activities to existing Dialectical Behavior Therapy programs.

- **Statewide Overtime Reduction** – DOC mandatory overtime hours, and regular overtime hours, increased between January 2014 and December 2017 across all fourteen institutions. This created budgetary pressures for the agency, impacted the lives and wellness of Correctional Officers, impacted security attrition rates, and increased recruiting challenges. In response, DOC chartered an initiative team to analyze the processes, identify the root cause(s) of the overtime issue, and develop recommendations to achieve a 20 percent reduction in mandatory overtime hours at all DOC institutions within a four-year period.

The initiative team completed their work and provided a written report outlining recommendations. In response to the recommendations, DOC completed a staffing analysis of all fourteen institutions. This included a review of staffing plans, positions, posts, flex staff, and Relief Day Off staff followed by a reconciliation against the PICS reports along with staffing adjustments and balancing among the institutions. This initial work yielded an 11.7 percent decrease in mandatory overtime for 2017 as compared to 2016, and puts DOC on the right path toward meeting our goal of a 20 percent reduction within four years and a 50 percent reduction by 2026. The agency has also put processes in place to ensure that staffing plans are reviewed bi-annually, per policy, and submitted to the Chief of Security yearly. Some additional improvements that are in process include:

BUDGET NARRATIVE

- Development of tools that will provide institution leaders the ability to review and manage overtime status and usage on a daily basis;
 - Development of institution-specific action plans that outline steps to be taken to manage overtime as opposed to merely reporting overtime causes;
 - Development of a desk reference manual at each institution that will include best practices associated with managing mandatory overtime;
 - Development of a process to identify frequent users of sick leave prior to going on Leave without Pay to help predict staffing shortages; and
 - Submission of a Policy Option Package (POP) for the 2019-2021 biennium requesting specific positions for hospital watches as the hospital watches were identified as one of the root causes of the mandatory overtime.
- **Electronic Health Records (EHR) Planning and Implementation** – In 2015, the legislature allocated funding for DOC to move the EHR project through the DAS Stage Gate procurement process. DOC developed the business case and supporting documentation to meet the Stage Gate 1 requirements; provide a quality assurance review; and finalize an EHR procurement Request for Proposal (RFP). Stage gate 1 approval by the OSCIO office was granted in January, 2017.

DOC is planning to release a RFP in 2018 to procure a Program Manager and a Business Analyst to support the EHR project through implementation. DOC is also updating the business case and the project prioritization matrix to support a 2019-21 POP for ongoing project management, procurement and implementation.

- **Restitution Collection and Establishment of a Transitional Fund for AICs to be Used Upon Release** – Senate Bill 844 was passed in the 2017 legislative session to direct DOC to collect restitution by partnering with the Oregon Judicial Department (OJD) and the Department of Justice (DOJ) as well as establish a Transitional Fund for AICs to be used upon release. The legislation codified as ORS 423.105 and became effective July 1, 2018. A subsequent legislative action during the 2018 session provided protection from garnishment for the transitional fund. The legislation directs 10 percent of all eligible deposits to an AICs account be collected for court-ordered financial obligations and 5 percent collected for the transitional fund until the fund reaches \$500. After the fund reaches \$500, 15 percent shall be collected for the court-ordered financial obligations. The legislation identified eligible deposits and protected funds, as well as established priority levels for collection of the various obligations as follows:
 - OJD – Level I, Restitution, fines, and fees imposed in a criminal action;
 - DOJ – Level II, Civil judgments for crime victims and child support obligations; and
 - DOJ – Level III Civil judgments for DOC/OCE employee.

BUDGET NARRATIVE

DOC has engaged and is working with our partners, OJOD and DOJ to provide DOC the accounting details for the court-ordered financial obligations. DOC will begin collection of five percent for transitional savings accounts on July 1, 2018 and modifications of system software, system setup, acceptance testing, and production deployment will occur from June to September 2018. DOC will begin collection of court-ordered financial obligations (starting with Level I) in September 2018. OJD provides accounting data for Level I obligations and over 94 percent of the AIC population have a Level I obligation (total owed approx. \$163 million in fees and restitution). DOJ is currently undergoing two major software upgrades. They need to delay their portion of the implementation until sometime in early 2019 when their system upgrades are completed.

- **Short-Term Transitional Leave** – Historically, certain AICs have been eligible for a 30-day [Short-Term Transitional Leave](#) (STTL) period. HB 3194 (2013) expanded the amount of time STTL eligible AICs can receive from 30 days to up to 90 days, allowing individuals to participate in re-entry supervision programs earlier, saving the state money through decreased prison bed usage and the postponement of new prison construction. The initial expansion of STTL has proven to be very successful and the biggest bed saver from HB 3194. From December 2013, through December 2017, DOC released 5,089 individuals to STTL, with a 92 percent success rate (only 8 percent of the 5,089 STTL participants were revoked and served out the remainder of their sentence in custody). The success of STTL resulted in further STTL expansion in HB 3078 (2017), from 90 to 120 days for eligible AICs sentenced on or after January 1, 2018. This resulted in a savings of 332,746 prison bed days, or the equivalent of a 911-year prison sentence.
- **AIC Needs Compiled – Programs** – This is an initiative that included contracting with an expert who completed a gap analysis to determine the programmatic needs of the AIC population compared with the services DOC is currently providing. This analysis was done to determine what services DOC may need to implement to address those needs. The contractor presented DOC with a report of the analysis along with recommendations. DOC is reviewing the report to determine what recommendations to implement.
- **Correctional Caseload Management (CCM) Enhancement** – This is an initiative spearheaded by the Offender Management & Rehabilitation Division to analyze the agency’s current case management model and identify ways to enhance case management to ensure it is evidence-based and gender responsive. This work was undertaken to aid the agency in overall statewide efforts to change criminal/anti-social behavior and prepare AICs for successful transition back to Oregon communities. During this biennium, the Initiative team accomplished the following:
 - Gap and needs analysis completed that identified the “as is” situation as well as the proposed improvements;
 - Established a case management model for the agency;
 - Provided numerous trainings to Correctional Counselors and management staff on the newly established CCM model as well as to build core professional skills; and
 - Secured and established positions for an administrator and two trainers to further develop, maintain and monitor the CCM program.

BUDGET NARRATIVE

- **Developing Managers** – This initiative was established as a commitment to supporting DOC’s new and existing managers. The initiative work resulted in the development of a 40-hour training program for all managers that will cover basic Human Resource (HR) management practices and principles and provide guidance in moving from a technical role to a supervisory role. DOC will be piloting the training program in July 2018 and intend to offer it on a quarterly basis thereafter.
- **Developing Leaders** – Due to the absence of any meaningful leadership development opportunities for current or new managers resulting from a decade of budget instability, and the potential for the agency to turn over more than 50 percent of its staff (including managers) during the next two years due to retirement, DOC chartered the “Developing Leaders” initiative to explore the future of leadership development within the agency. This initiative has two phases. The first phase, which has been completed, created a consistent, research-based framework for a leadership development approach at DOC. This phase also included the creation of the DOC Leadership Philosophy and Leadership Attributes. The second phase will develop the identified approach, which will likely include on-the-job experience, coaching, networking, and training.
- **Sustainability** – DOC is continually looking at new and innovative approaches to sustainability from both a cost-savings and an environmental perspective. The agency is committed to aligning its sustainability initiatives with the Governor’s vision of responsible environmental stewardship. The following provides some highlights of a sampling of DOC sustainability initiatives:
 - DOC completed a 5-year (2017-2022) sustainability plan that has been approved by the Oregon Sustainability Board;
 - In 2017, DOC recycled 2.79 million pounds of materials (wood, cardboard, fabrics, plastic, metals, etc.);
 - In 2017, prison gardens produced 252,000 pounds of fruits and vegetables, of which DOC donated 36,000 pounds to local food banks (the rest was used to supplement institution menus);
 - In 2017, DOC procured 30 percent recycled content printer paper and since 2015 has been procuring 100 percent recycled content toilet paper and paper towels;
 - In 2017, CCCF opened a butterfly recovery lab for the endangered Taylor’s Checkerspot butterfly; they achieved just above 50 percent success rate with returning chrysalis back to protected habitats;
 - Since 2013, DOC has reduced energy usage by six percent towards the 20 percent governor mandated reduction to be reached by 2023;
 - DOC reduced water usage by 3.9;
 - The Institute for Applied Ecology received a grant from the Bureau of Land Management to work with DOC in propagating sagebrush plants for sage-grouse habitat restoration and develop a protocol for working with DOC facilities in Oregon and other states to propagate plants for sage-grouse habitat restoration. In the past two biennia, AICs at SRCI and WCCF have propagated 100,000 sagebrush and bitterbrush plants, and planted over 40,000 plants to restore fire damaged habitats for Sage grouse;
 - OSCI is growing endangered native butterfly plants for seed collection for the Native Seed Network collecting four pounds of seeds in 2017;

BUDGET NARRATIVE

- In 2017, DOC signed an Oak Accord with the Willamette Partnership to protect and restore oak habitat and in 2018, under the Savanna Haven Property Rule, transitioned 10 acres back into native prairie grass; and
- DOC was named the 2017 Recycler of the Year at the Mid-Valley Green Awards.
- **Emergency Management System** – With the shifting of staff resources, DOC added two Emergency Manager positions, this team was tasked with building an emergency management system for the agency including developing and delivering training to all staff. During the 2017-2019 biennium:
 - DOC developed The Emergency Management policy, which provides the foundation for the emergency management program and includes activation of the Agency Operations Center (AOC) as well as standards for training, simulations and exercises;
 - DOC transitioned from an in-house emergency response system to using the Incident Command System (ICS). Implementation of ICS included training to all staff during in-service and the developing new incident response manuals. All institutions are now on a recurring ICS schedule for simulations and table top exercises, and full-scale exercises;
 - In 2017, an AOC manual was developed;
 - Emergency management metrics were built into the Operations Division scorecard for monitoring and tracking progress of the agency's emergency management system;
 - In 2018, the Continuity of Operations Plan (COOP) was developed and submitted to the Governor's State Resilience officer for review;
 - DOC created a five-stage Emergency Management Maturity Model to develop a solid emergency management program, and DOC completed stage 1, the "Initiation" stage, and is in the process of completing stage 2, the organization stage of the five-stage process.

DOC rolled out the 10-year plan, *Destination 2026* during the last biennium. This plan is a roadmap for DOC's future that provides a filter for decision-making and establishing priorities that align the DOC Leadership Team, and provides consistency. Destination 2026 is broken down into five key areas for focused improvement: people and skills, employee wellness, culture, corrections outcomes, and re-entry and supervision. For each of these five areas, the agency has defined what success will look like in 10 years and has identified the targeted work the agency will need to complete to achieve the 10-year goal. The agency has broken down each category into four-year goals with associated objectives and strategies. The following is a list of the initiatives that will take place in 2019-21 as part of Destination 2026:

- **Optimizing Special Housing Beds** – This initiative will focus on continuing to implement recommendations from Vera, monitoring the impacts of changes implemented during the 2017-2019 biennium and analyzing the long-term effectiveness of AICs placement in special housing as an AIC management tool; the initiative will conclude in 2018.

BUDGET NARRATIVE

- **Developing Leaders** – The second phase of this initiative, which is a continuation of the 2017-19 initiative noted above, will consist of developing the identified approach, and will likely include on-the-job experience, coaching, networking, and training.
- **Statewide Overtime Reduction** – The implementation team will continue to implement the recommendations that came out of the first phase of this initiative as well as identify other process improvement opportunities that will move the agency toward our four-year and ten-year goals of reducing mandatory overtime by 20 percent and 50 percent respectively; this initiative will also conclude in 2018.
- **AIC Needs Compiled – Health Care** – This initiative will include a gap analysis to determine the needs of the AIC population compared with the services DOC currently offers to determine what services DOC may need to implement to address those needs (this will include medical and mental health needs).
- **Definitions & Goals for Right Bed/Right Time and Institution Master Plan** – This initiative will utilize the gap analysis and recommendations that result from the “AIC Needs Compiled – Health Care” and the “AIC Needs Compiled – Programs” initiatives to identify programmatic and space needs for AICs. Additionally, the information compiled will be used to identify improvement opportunities for the AICs case plan development process as well as other processes that will help DOC reach its four-year goal of housing 50 percent of AICs in the right bed at the right time. The importance of this goal is to provide AICs with the greatest chance for success upon their release from DOC. To help ensure such success, it is crucial that AICs are housed at facilities that can best address their criminogenic risk factors throughout their incarceration. Lastly, the knowledge gained through the other two initiatives will allow the agency to identify, predict and develop an institution master plan for its future facility needs (both custody and administrative/support) based on the DOC mission. The master plan will outline the optimal route for getting the agency from where it is today to where it needs to be in 5-20 years.
- **Emergency Management System** – As a continuation of the work that began during the 2017-2019 biennium, the Emergency Management team will continue working through the additional stages of the Emergency Management Maturity Model, which includes all the necessary steps and preparations the agency needs to complete to fully develop a solid emergency management program. This work will also include providing more position-specific training both at the institutions and at the Agency Operations Center to create depth and true continuity should a catastrophic event occur. Additionally, the functional exercise schedule at the institutions will be enforced and DOC will participate in statewide exercises including planning for their portion of the Cascadia Rising II exercise.
- **Restitution Collection** – This initiative is a continuation of the initiative described above and will focus efforts on developing processes for the collection of level 2 and 3 financial obligations.
- **Electronic Health Records Planning and Implementation** – DOC will continue working through the Stage Gate processes. In support of this effort, a POP for the 2019-2021 biennium is being submitted to secure funding that is necessary to progress through the process of implementing an Electronic Health Records system.

BUDGET NARRATIVE

Criteria for 2019-21 Budget Development

The Department of Corrections (DOCs) mission echoes the Oregon Constitution in that the agency protects public safety, holds offenders accountable, both for their crimes and for their behavior within DOC institutions, and allows for rehabilitation through programs and services. This combination ultimately contributes to successful reintegration back to society. Throughout the development and evolution of the agency's budget, the department has scrutinized expenditures and administrative costs to ensure it can focus on safety and service delivery in order to achieve the best possible public safety outcomes. Any budget reduction will result in a reduction of essential service programs.

DOC's budget is caseload driven and has its basis in the Department of Administrative Services Office of Economic Analysis (OEA) prison population semi-annual forecasts. DOC's Agency Request Budget (ARB) is based on the April 2018 OEA forecast, which estimates minimal growth or reduction in population over the course of the 2019-21 biennium. The October 2018 OEA forecast will be the basis for the Governor's Balanced Budget, and the April 2019 forecast will inform the Legislatively Adopted Budget caseload for the agency.

By statute, Community Corrections must conduct a study every six years to determine actual costs of delivering services prescribed by SB 1145, which transferred responsibility for supervision of offenders with felony conviction sentences of 12 months or less to local counties. The outcome of the actual costs are included in the ARB.

The department continues to utilize the Oregon Accountability Model (OAM) as its business strategy. The principles upon which this model is based are listed in the Agency Strategic/Business Plan section above. In general, the department must hold adults in custody accountable for their behavior and reduce the risk of future criminal behavior when they return to the community. The components of the OAM provide a strategy to carry out the department's mission.

The department recognizes the need to maintain and improve its infrastructure and support functions to effectively support the growing organization. In addition, while not used in developing the budget, the agency believes CORE (described above) will lead to improved efficiencies and cost savings and, over time, may aid in future budget development.

The department also continues to work closely with the Legislature, the Criminal Justice Commission, and other public safety stakeholders to explore practices that can further improve the overall public safety system in Oregon.

Major Information Technology Projects/Initiatives

The Department of Corrections (DOC) is putting forth eleven primary Information Technology related initiatives in the 2019-21 ARB. Each of these has a Business Case submitted to the Office of State Chief Information Office. These initiatives are proposed in eight separate Policy Option Packages:

BUDGET NARRATIVE

- POP 103 – Electronic Health Records
- POP 106 – IT Systems Sustainability
 - PC Lifecycle Replacement
 - Software Lifecycle
- POP 107 – Corrections Information System Rebuild
 - Corrections Fundamental Systems
 - Corrections Information System (CIS) Tool Upgrade
- POP 108 – DOC Intranet
- POP 110 – Capital Renewal & Deferred Maintenance
 - Statewide Radio communications system
 - Multiple camera systems
- POP 113 – Other Funds Positions Creation
 - Inmate Communication System
- POP 116 – IT Ongoing Position Funding
- POP 124 – Opioid Overdose Prevention
 - Operations Body Scanners

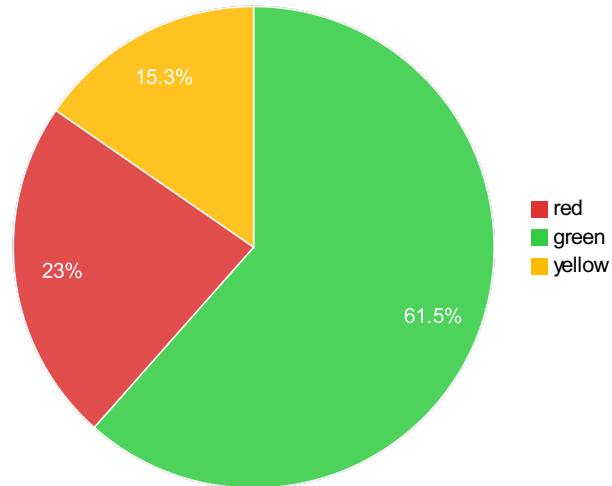
Corrections, Department of

Annual Performance Progress Report

Reporting Year 2018

Published: 9/25/2018 9:25:49 AM

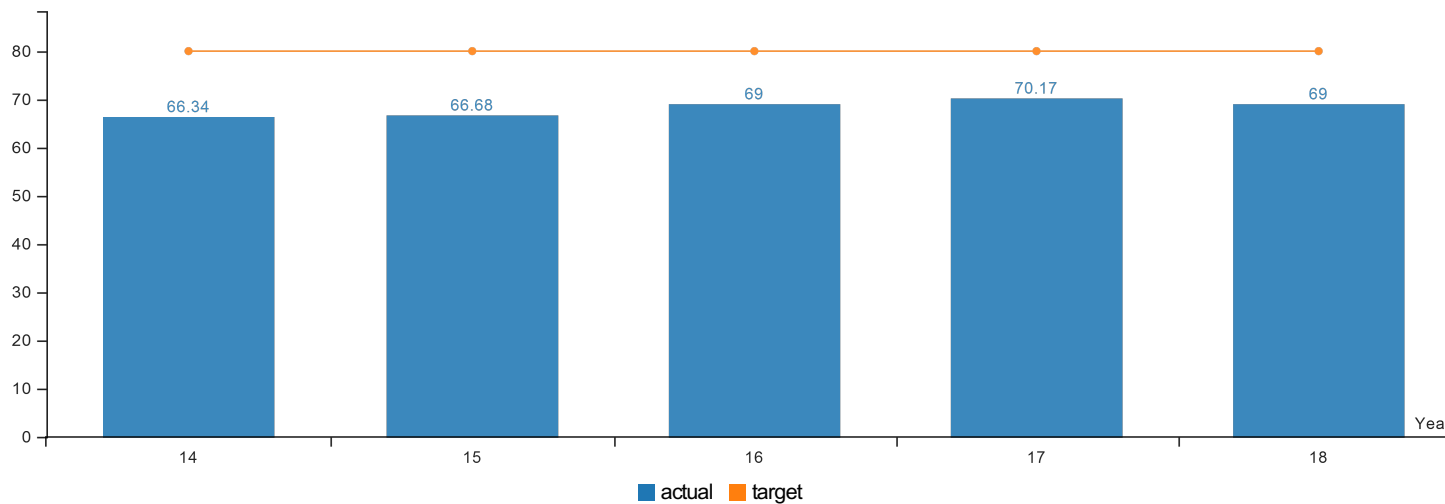
KPM #	Approved Key Performance Measures (KPMs)
1	Percentage of inmates in compliance with 40-hour work/education requirements of the constitution (Ballot Measure 17). -
2	Oregon Corrections Plan (OCP) Compliance - Percentage of high- and medium-risk inmates that complete a program prioritized on their corrections plan.
3	Percent of offenders on post-prison supervision convicted of a felony within three years of release from prison. -
4	The rate of Class 1 assaults on individual staff per month (rate per 1000 employees). -
5	The rate of inmate walk-a-ways from outside work crews per month. -
6	Reduce all Energy Usage - Reduce the annual average electricity, propane, geothermal, diesel and natural gas usage. Measure on a monthly kBtu/square foot basis.
7	Number of inmates sanctioned for Level 1 misconducts (monthly average/1,000 inmates). -
8	The number of escapes per year from secure-custody facilities (armed perimeter). -
9	The number of escapes from DOC unarmed perimeter facilities. -
10	Percent of inmates who successfully complete transitional leave. -
11	Customer Service - Percent of customers rating their satisfaction with the agency customer service as "good" or "excellent": overall customer service, timeliness, accuracy, helpfulness, expertise and availability of information.
12	Percent of total inmate care encounters that occur offsite. -
13	Number of workers compensation time loss days per 100 employees on a fiscal year basis. -



Performance Summary	Green	Yellow	Red
	= Target to -5%	= Target -5% to -15%	= Target > -15%
Summary Stats:	61.54%	15.38%	23.08%

KPM #1	Percentage of inmates in compliance with 40-hour work/education requirements of the constitution (Ballot Measure 17). -
	Data Collection Period: Jul 01 - Jun 30

* Upward Trend = positive result



Report Year	2014	2015	2016	2017	2018
Compliance with M17					
Actual	66.34%	66.68%	69%	70.17%	69%
Target	80%	80%	80%	80%	80%

How Are We Doing

The Department did not meet its target for this reporting period, and the percentage of Ballot Measure 17 compliant inmates decreased slightly, from 70% to 69% in 2017-2018. Although not meeting the full 40-hour requirement for compliance, a majority of inmates have engaged in some type of work/education activity. It is becoming difficult to reach the target for a variety of reasons. To work on an outside work crew, inmates must be classified as minimum custody and meet strict criteria to ensure public safety. The Department must also find a balance in prioritizing case management to support work opportunities, treatment, and education – all of which can be part of an inmate’s corrections plan. Oregon Corrections Enterprises (OCE) works in partnership with the Department of Corrections by providing work opportunities that, as much as possible, mirror real world employment experiences.

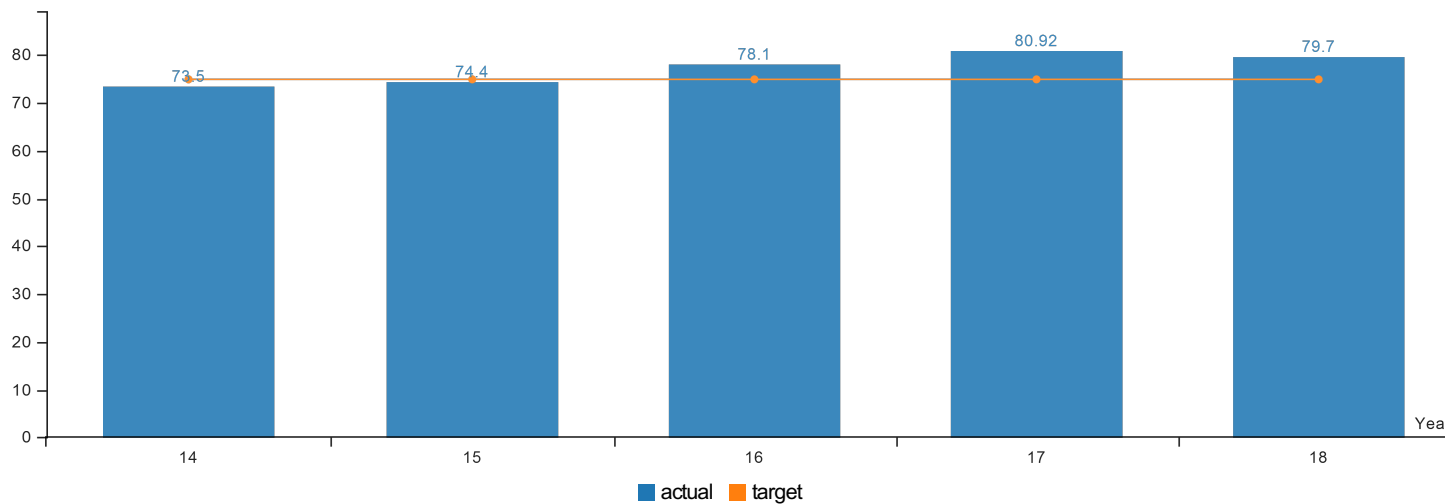
Factors Affecting Results

Institution maintenance, janitorial work, kitchen help, garment factory, and laundry are examples of work that count toward the 40 hour requirement. Programs such as education and alcohol and drug treatment qualify, but also cause conflicts with scheduling and take priority over work program assignments. The average monthly population increased slightly, but the number of exempt inmates and the number of inmate jobs needed to support institution operations remained relatively unchanged. Limited funding for programs will not reach all those in need. The continued restriction of not allowing sex offenders on outside work crews reduces the number of available inmates to work on these types of crews. That being said, outside work crews are limited by the amount of funding that public entities have available to finance those activities. The number of inmates that were used to assist Oregon Department of Forestry in their fire-fighting efforts decreased during 2017-2018 fire season, yet the number of inmate work days for fire-fighting efforts was 7173, an increase of 1925 work days from the previous reporting period. Oregon Corrections Enterprises (OCE) continued to work on expansion of work opportunities offered, yet continued to struggle to fund overtime salaries for correctional officer staffing to support expansion efforts. Despite the difficulties, OCE averaged just over 1,400 inmates participating in its programs, a number similar to the previous reporting period. This number is expected to decrease if OCE cannot sustain the costs of Security overtime. While the two entities add positions every year, the inmate population growth inhibits the Department’s ability to increase the percentage assigned to

qualifying assignments. Previous data suggests that a higher number of inmates in the past were reported in compliance when in fact they did not meet the full 40 hour requirement. Efforts have begun to correct this reporting.

KPM #2	Oregon Corrections Plan (OCP) Compliance - Percentage of high- and medium-risk inmates that complete a program prioritized on their corrections plan.
	Data Collection Period: Jul 01 - Jun 30

* Upward Trend = positive result



Report Year	2014	2015	2016	2017	2018
High & Medium Risk Inmates That Receive Prioritized Corrections Plan Program					
Actual	73.50%	74.40%	78.10%	80.92%	79.70%
Target	75%	75%	75%	75%	75%

How Are We Doing

The agency reports 79.70% of high- and medium-risk inmates released during FY 2018 completed at least one program prioritized on their corrections plan, which represents a small decrease from the 80.92% reported for the 2017 FY.

Factors Affecting Results

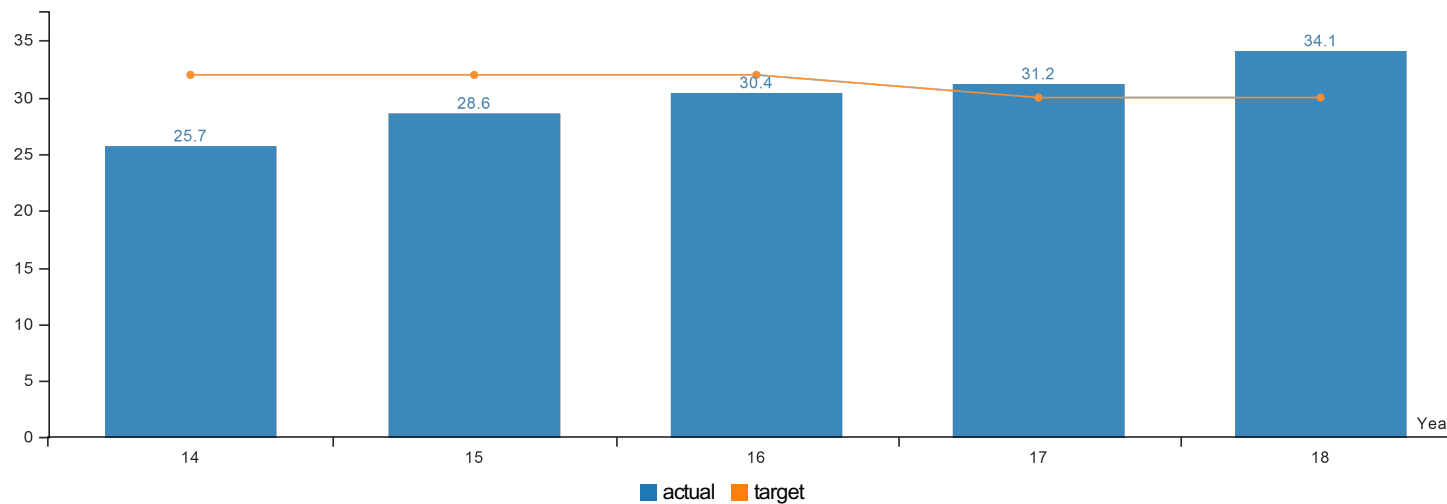
The data compares programs identified on the high/medium-risk inmate corrections plan (Cognitive [COG], Education, and A&D Treatment) against high/medium-risk inmates entering and completing those programs. Particularly for inmates being referred by their counselors to cognitive programming, their corrections plan may not reflect a COG need, but the LS/CMI (men) or WRNA (women) assessment does.

As part of case management, counselors may determine that an inmate's ACRS score needs to be overridden to a higher score based on the LS/CMI or WRNA. If this occurs, the inmate may appropriately complete a program on their corrections plan, but our automation system does not capture the override and deems the inmate as having a low risk to recidivate, which excludes these program completions from the calculation.

We are working to implement solutions to user-created COG program exit codes that negatively impact the COG completion count.

KPM #3	Percent of offenders on post-prison supervision convicted of a felony within three years of release from prison. -
	Data Collection Period: Jan 01 - Dec 31

* Upward Trend = negative result



Report Year	2014	2015	2016	2017	2018
Percentage of Offenders Convicted of a Felony within 3 Years of Release					
Actual	25.70%	28.60%	30.40%	31.20%	34.10%
Target	32%	32%	32%	30%	30%

How Are We Doing

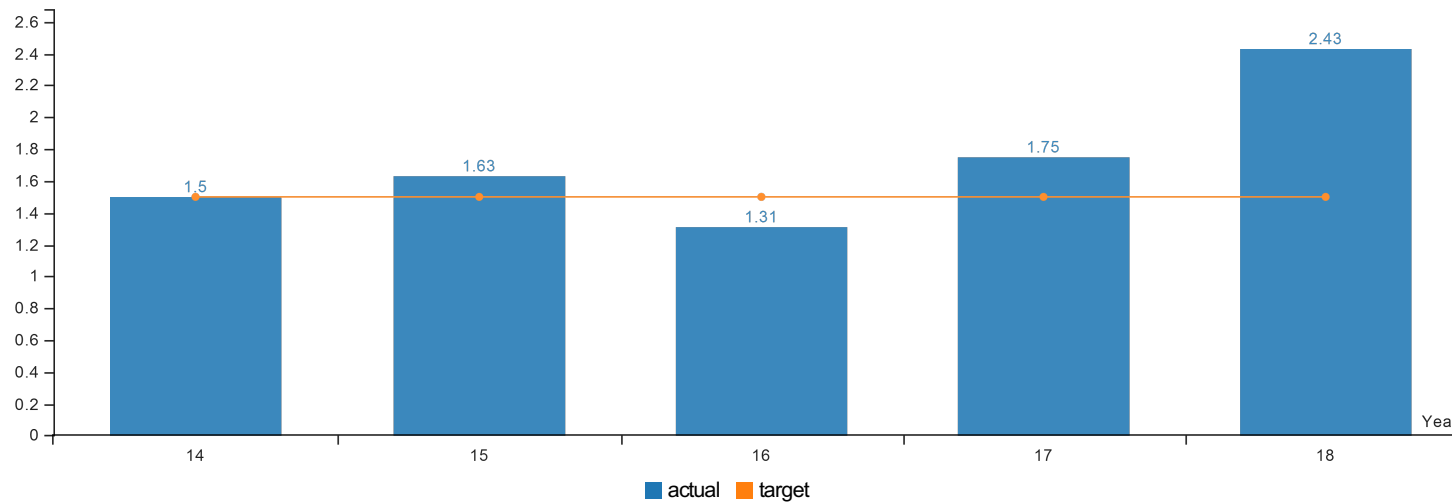
The 2017 calendar year recidivism rate for those released from incarceration to supervision in 2014 is 34.1%. This continues a statewide trend that sees an increase in recidivism and exceeds the target rate of 30%.

Factors Affecting Results

The Department continues to put considerable effort into assessing and developing a comprehensive corrections plan that will address identified risks and needs. This includes use of the Level of Service/Case Management Inventory, a comprehensive measure of risk and need factors, as well as a fully functional case management tool. In the last year, Oregon, both by county community corrections agencies and the Department of Corrections, has begun using the Women's Risk Need Assessment tool which targets the female population. Ongoing system improvements have been made to better target in-prison interventions and to conduct more careful and coordinated release planning. In addition, community corrections agencies, statewide, are working collaboratively with the Department to increase the effective and efficient transition of inmates from prison to community supervision as evidenced by the Short Term Transitional Leave program. The efforts are supportive of the combined commitment to implement and enhance evidence-based practices throughout Oregon's criminal justice system. Combined, these efforts should bolster the success of an inmate's positive re-entry into society.

KPM #4	The rate of Class 1 assaults on individual staff per month (rate per 1000 employees). -
	Data Collection Period: Jul 01 - Jun 30

* Upward Trend = negative result



Report Year	2014	2015	2016	2017	2018
Rate of Class 1 Assaults on Individual Staff per month, per 1,000 employees.					
Actual	1.50	1.63	1.31	1.75	2.43
Target	1.50	1.50	1.50	1.50	1.50

How Are We Doing

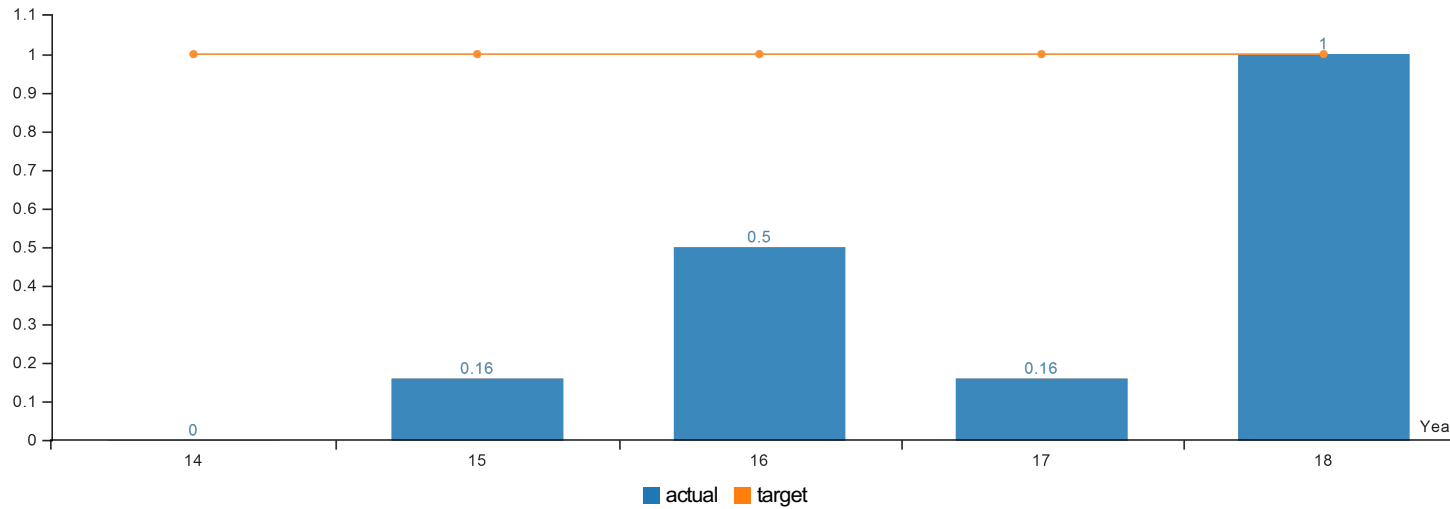
ODOC did not meet the KPM target for the 2018 reporting period. Some of this was anticipated due to a change in how data is entered and calculated that is helping provide more accurate and complete data.

Factors Affecting Results

Two facilities saw a sharp increase in staff assaults from the last reporting period. Many of these staff assaults were committed by adults in custody with mental health issues. The data shows that four adults in custody contributed 14 of the Staff Assaults. The department continues to explore ways to reduce this number from additional out of cell programming to reviewing processes in other states to reduce staff assaults.

KPM #5	The rate of inmate walk-a-ways from outside work crews per month. -
	Data Collection Period: Jul 01 - Jun 30

* Upward Trend = negative result



Report Year	2014	2015	2016	2017	2018
Rate of Walk-A-Ways from outside Work Crews per Month					
Actual	0	0.16	0.50	0.16	1
Target	1	1	1	1	1

How Are We Doing

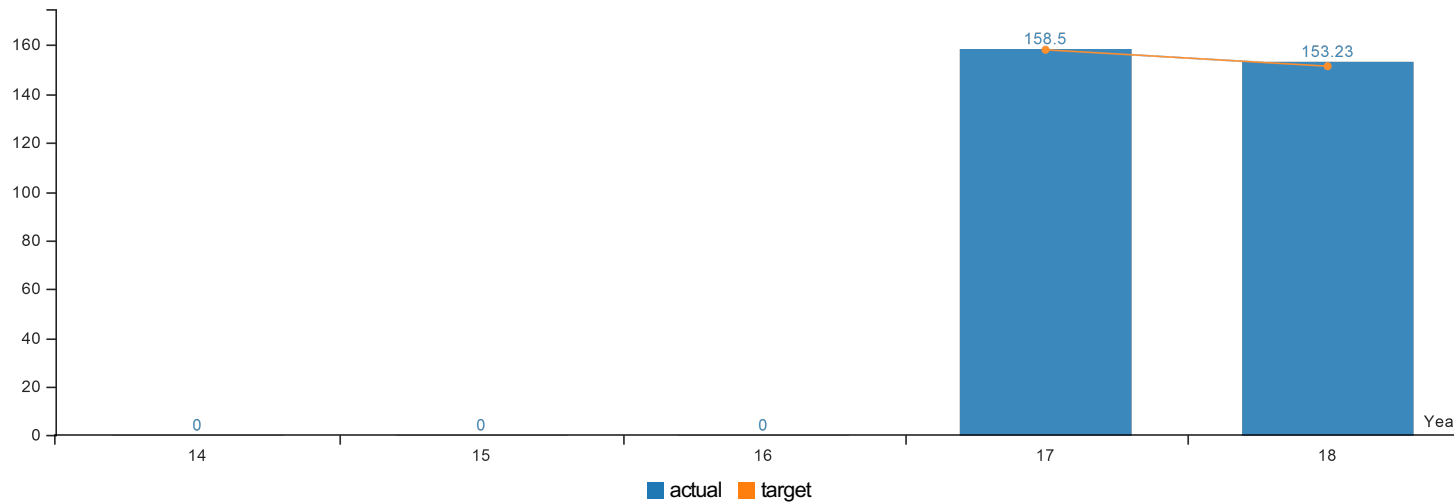
ODOC realizes the criticality of this measure in terms of public safety and customer service to the citizens of Oregon. This measure gives an indication of how well the institutions are functioning with respect to management of the minimum custody inmate work crews. The Department utilizes an automated system to assist in the identification of inmates who are appropriate for outside work crew assignments.

Factors Affecting Results

Screening and classification reviews continue to be done to ensure that only appropriate adults in custody are housed at minimum custody facilities and assigned to outside work crews. Specific annual training is also provided for work crew supervisors.

KPM #6	Reduce all Energy Usage - Reduce the annual average electricity, propane, geothermal, diesel and natural gas usage. Measure on a monthly kBtu/square foot basis.
	Data Collection Period: Jul 01 - Jun 30

* Upward Trend = negative result



Report Year	2014	2015	2016	2017	2018
Reduce all Energy Usage					
Actual	No Data	No Data	No Data	158.50	153.23
Target	TBD	TBD	TBD	158.22	151.49

How Are We Doing

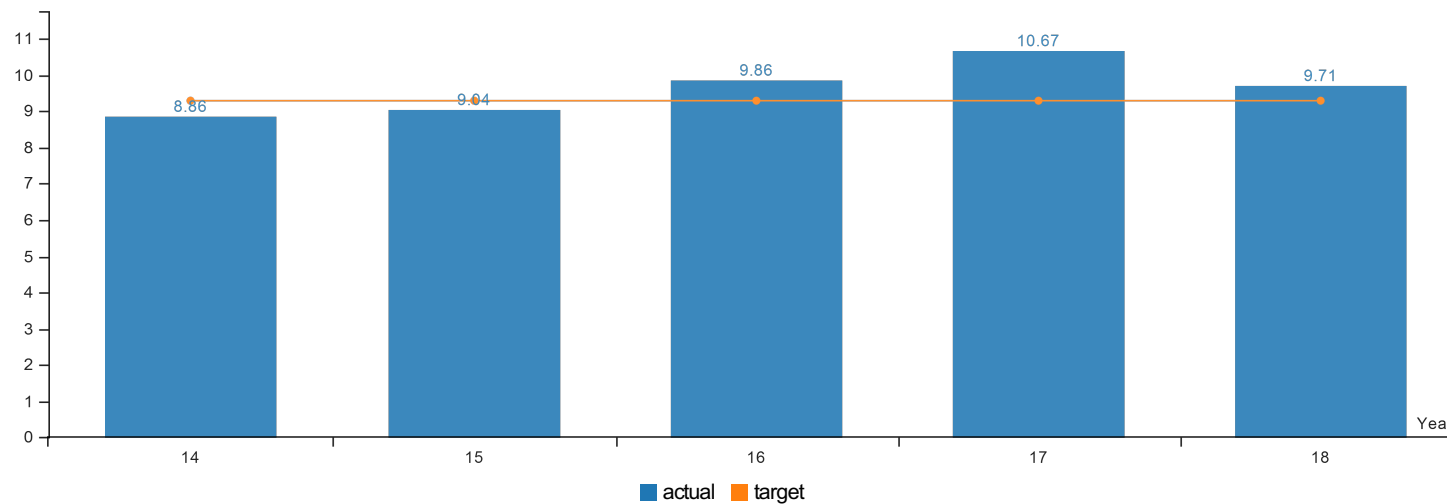
ODOC has a 9% energy savings from 2013 baseline year. Our actual agency target this year is -1.3% to target goal.

Factors Affecting Results

There are only a few sites meeting current target goals since baseline year. Warmer weather (compared to 30-year average weather conditions) is increasing usage. Also, change in OCE operations (longer hours) and change in institution operations amplifies.

KPM #7	Number of inmates sanctioned for Level 1 misconducts (monthly average/1,000 inmates). -
	Data Collection Period: Jul 01 - Jun 30

* Upward Trend = negative result



Report Year	2014	2015	2016	2017	2018
Number of Inmates Sanctioned for Level 1 Misconduct (monthly average/1,000 inmates)					
Actual	8.86	9.04	9.86	10.67	9.71
Target	9.30	9.30	9.30	9.30	9.30

How Are We Doing

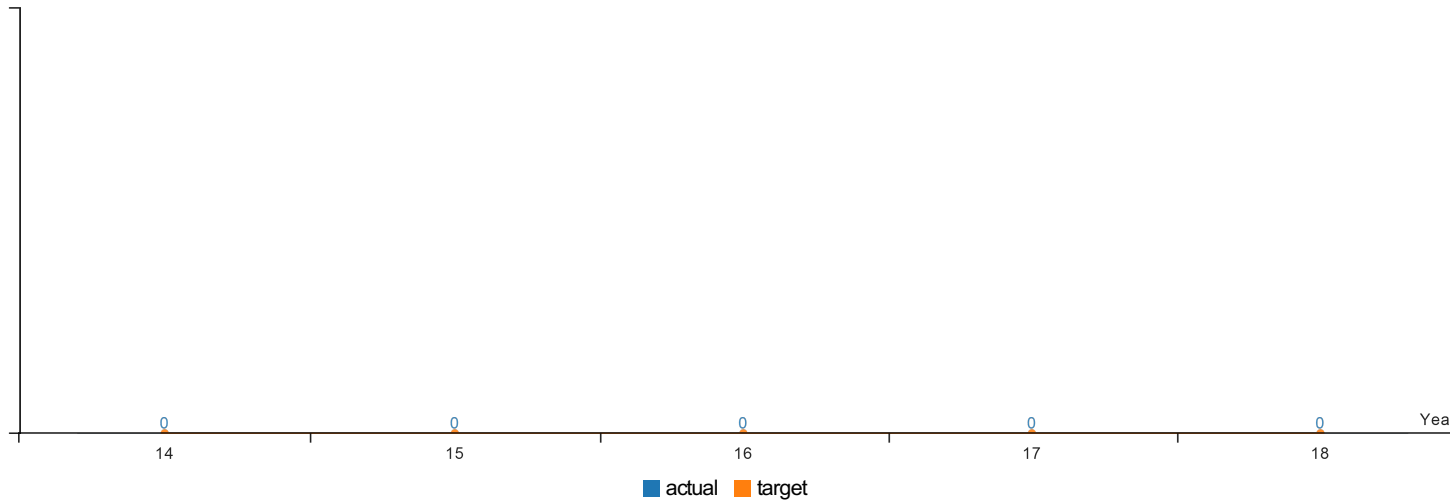
ODOC did not meet the KPM target for the 2018 reporting period however, the number is trending downward from the 2017 report of 10.67. The downward trend suggest the department performing well in its efforts to reduce the number of Level 1 Misconducts.

Factors Affecting Results

A contributing factor to being above the target for Level 1 sanctions is the increase in staff assaults occurring in Mental Health Special Housing (Behavioral Health Unit, Mental Health Infirmary, and Intermediate Care Housing). The department continues to work on a number of areas to review inmate incentives and inmate sanctions and their relationship to Level 1 Misconducts.

KPM #8	The number of escapes per year from secure-custody facilities (armed perimeter). -
	Data Collection Period: Jul 01 - Jun 30

* Upward Trend = negative result



Report Year	2014	2015	2016	2017	2018
Annual escapes from secure-custody facilities					
Actual	0	0	0	0	0
Target	0	0	0	0	0

How Are We Doing

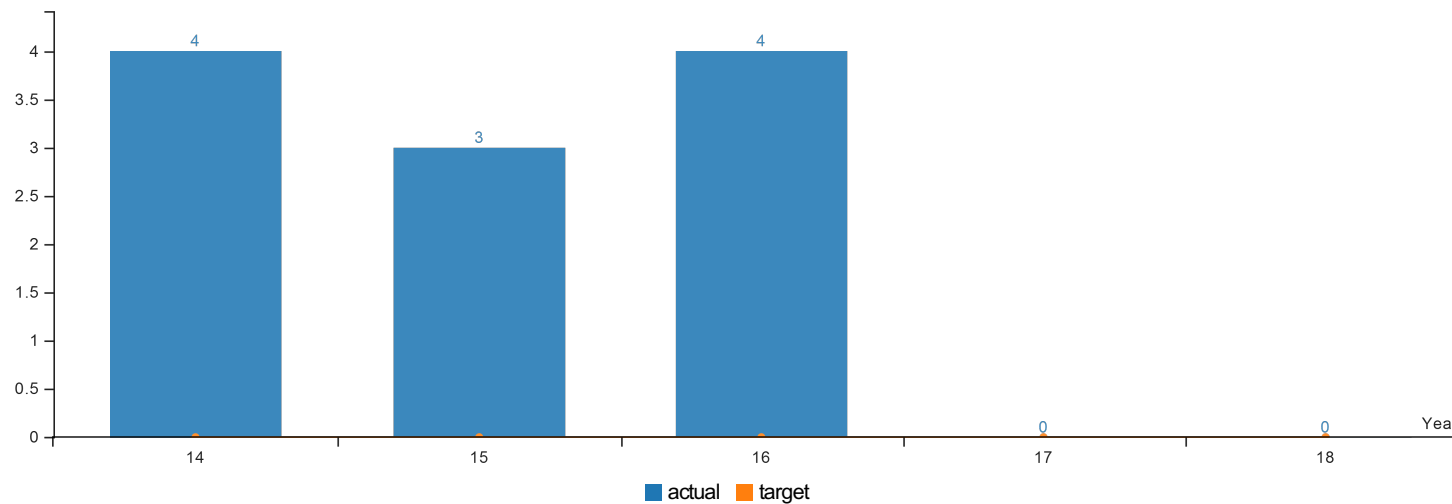
ODOC realizes the criticality of this measure in terms of public safety and customer service to the citizens of Oregon. This performance measure gives an indication of how well the institutions are functioning. It also, is an indicator of the effectiveness of the Oregon Accountability Model (OAM). This model, in part, requires staff to hold offenders accountable by providing both positive and negative consequences to inmate behavior and guiding offenders towards pro-social behavior. Another component of OAM is Correctional Case Management. Through this component the department targets resources to those adults in custody who are most likely to recidivate by including employees in a multi-disciplinary case management approach.

Factors Affecting Results

Each escape is reviewed to identify the causal factors and determine if architectural design, equipment, or staff training needs to be addressed. Protective measures are initiated as identified and needed by these reviews. A review is conducted for any incident. The results of the review and any security recommendations are made to the Superintendent of the institution. The Oregon State Police, county and local police agencies and the department's Fugitive Apprehension Unit work together to quickly apprehend escapees. Annual Security Audits are conducted to test and review security practices to guard against breaches in security.

KPM #9	The number of escapes from DOC unarmed perimeter facilities. -
	Data Collection Period: Jul 01 - Jun 30

* Upward Trend = negative result



Report Year	2014	2015	2016	2017	2018
The number of escapes from DOC unarmed perimeter facilities					
Actual	4	3	4	0	0
Target	0	0	0	0	0

How Are We Doing

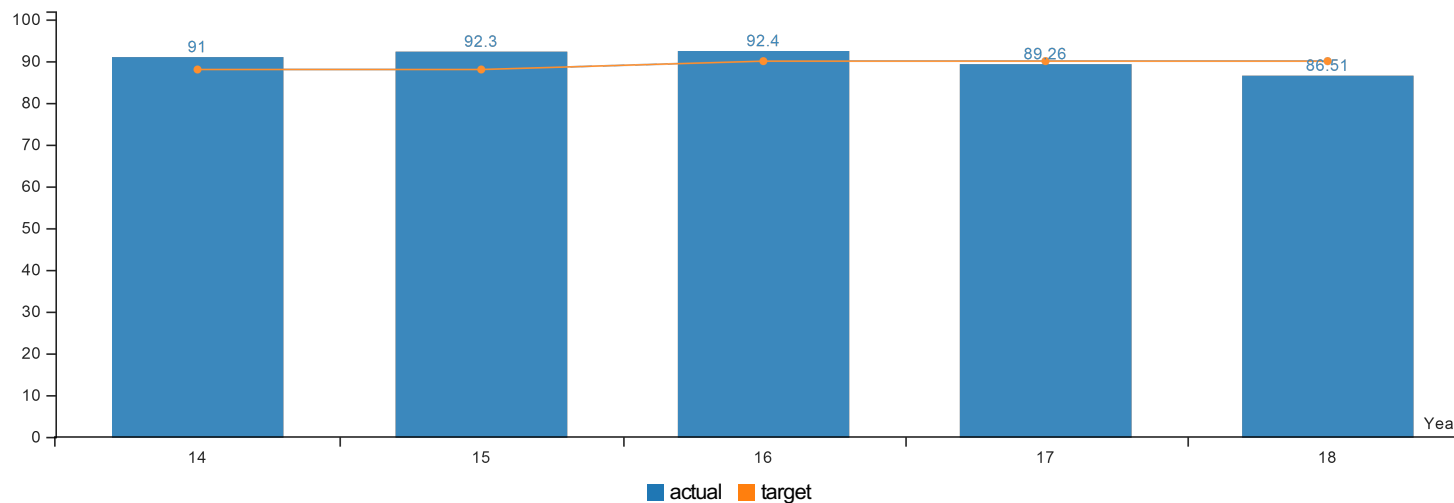
ODOC realizes the criticality of this measure in terms of public safety and customer service to the citizens of Oregon. This performance measure gives an indication of how well the institutions are functioning. There is no such thing as an acceptable escape. The department has approximately 4689 minimum-custody beds. The department continues to refine our classification tools to ensure adults in custody are correctly classified and are appropriate for minimum custody housing.

Factors Affecting Results

Each escape is reviewed to identify the causal factors and determine if architectural design, equipment, or staff training needs to be addressed. Protective measures are initiated as identified and needed by these reviews. A review is conducted for any incident. The results of the review and any security recommendations are made to the Superintendent of the institution. The Oregon State Police, county and local police agencies and the department's Fugitive Apprehension Unit work together to quickly apprehend escapees. Annual Security Audits are conducted to test and review security practices to guard against breaches in security.

KPM #10	Percent of inmates who successfully complete transitional leave. -
	Data Collection Period: Jan 01 - Dec 31

* Upward Trend = positive result



Report Year	2014	2015	2016	2017	2018
Number of Inmates who Successfully Complete Transitional Leave					
Actual	91%	92.30%	92.40%	89.26%	86.51%
Target	88%	88%	90%	90%	90%

How Are We Doing

The Department has seen Short Term Transitional Leave participation rates for the reporting period stabilize at an average rate of 121 per month, or approximately a quarter of the releasing population. DOC continues to review, refine and streamline its internal processes to ensure it is targeting those most appropriate for STTL. This includes development of automation designed to further increase both efficiency and effectiveness of the process, as well as substantially improve both the quality and quantity of data collected and analyzed. Phase I of automation, which significantly enhanced the STTL Designator in CIS, was rolled out in June 2017. This change further improved the agency's ability to efficiently identify eligible offenders based on statute and policy requirements. Phase II of automation, designed in part to greatly enhance the ability for all stakeholders to track individual offender history and current status in STTL, is on track to be in place by late 2018. In addition, DOC continues its focus on developing a solid transition plan that will increase the successful reintegration of inmates into the community.

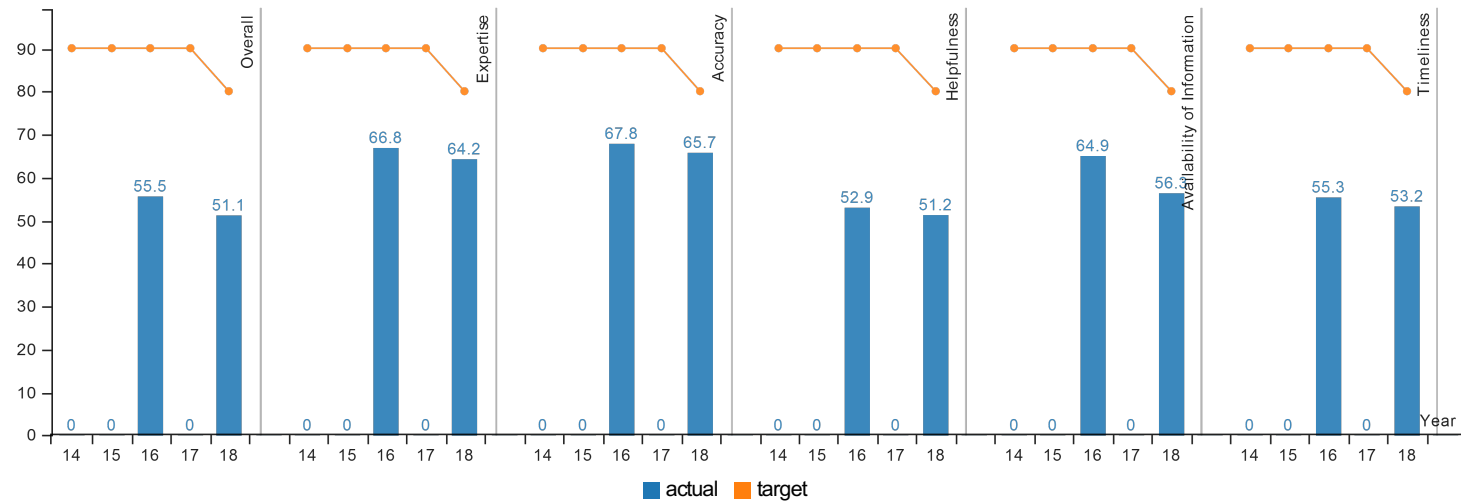
The 2018 transitional leave completion rate for this reporting period (July 2017-June 2018) decreased by 2.75% from the 2017 report which was calculated based on calendar year (January 2017-December 2017). The 2018 report results are 3.49% below the target of 90%. With the 2015-2017 closure of 106 residential level alcohol and drug treatment program beds and 25 out-patient treatment program beds, we are continuing to manage providing AIP and non-AIP treatment with fewer slots available for the DOC population.

Factors Affecting Results

As noted above, some of the differences in the 2017 and 2018 results may be a function of the decision to change the reporting period from calendar year to fiscal year. That said, during 2016 the standards for successful completion of STTL while in the community were tightened up in an effort to maintain program integrity and public safety. Although the result was a slight increase in STTL failures during 2017, the decision to do so was evidence of the agency's commitment to continually review and refine its internal processes in an effort to both ensure only those most appropriate

for transitional leave participate in the program, and prioritize public safety. During this reporting period, the STTL success rate actually increased slightly to 89.92% from the prior period's rate of 88.56%. Since AIP is a program with an intensive community supervision component, the standards can be higher than for those participating in STTL.

KPM #11 Customer Service - Percent of customers rating their satisfaction with the agency customer service as "good" or "excellent": overall customer service, timeliness, accuracy, helpfulness, expertise and availability of information.
 Data Collection Period: Jan 01 - Jan 01



Report Year	2014	2015	2016	2017	2018
Overall					
Actual	No Data	No Data	55.50%	No Data	51.10%
Target	90%	90%	90%	90%	80%
Expertise					
Actual	No Data	No Data	66.80%	No Data	64.20%
Target	90%	90%	90%	90%	80%
Accuracy					
Actual	No Data	No Data	67.80%	No Data	65.70%
Target	90%	90%	90%	90%	80%
Helpfulness					
Actual	No Data	No Data	52.90%	No Data	51.20%
Target	90%	90%	90%	90%	80%
Availability of Information					
Actual	No Data	No Data	64.90%	No Data	56.30%
Target	90%	90%	90%	90%	80%
Timeliness					
Actual	No Data	No Data	55.30%	No Data	53.20%
Target	90%	90%	90%	90%	80%

How Are We Doing

The Agency reports good or excellent ratings from visitors as follows: Timeliness: 53.2%; Accuracy: 65.7%; Helpfulness: 51.2%; Expertise: 64.2%; Availability of Information: 56.3%; Overall Service: 51.1%. This is in comparison to the following ratings in 2016: Timeliness: 55.3% (-2.1%); Accuracy: 67.8% (-2.1%); Helpfulness: 52.9% (-1.7%); Expertise: 66.8% (-2.6%); Availability of Information: 64.9% (-8.6%); Overall Service: 55.5% (-4.4%). Virtually the same number of people participated in the survey in 2018 (317) as in 2016 (316).

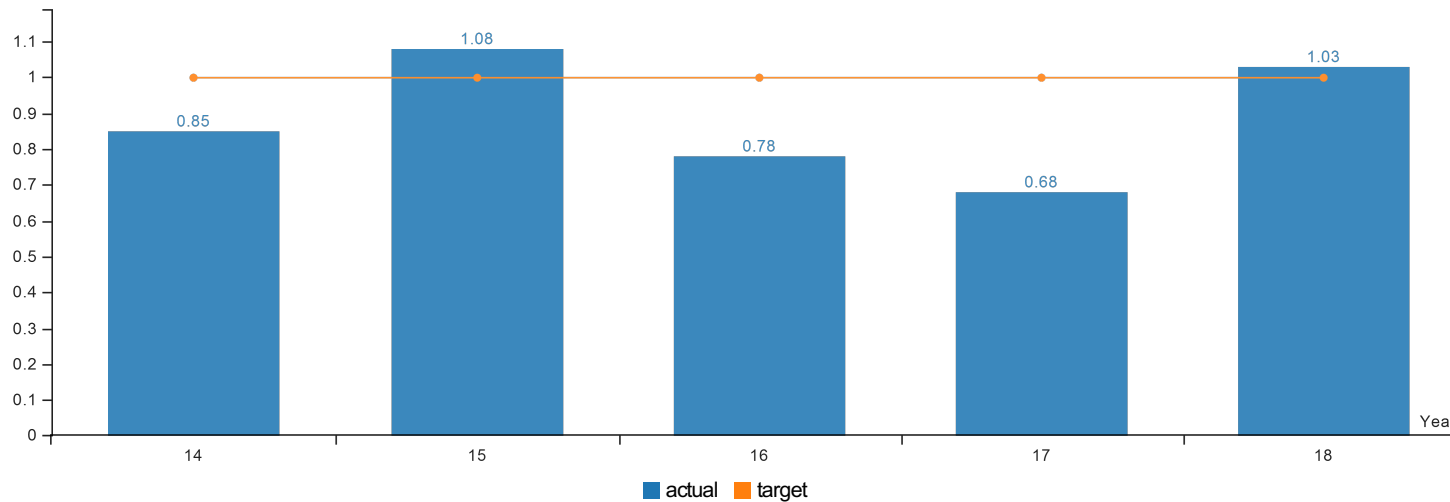
Factors Affecting Results

This biennial measure is advertised through visiting rooms, social media, and the Agency website. Participants must use personal devices to complete the online survey over a three-month period. The survey collects limited personal information to encourage the participant to be candid when responding. For these reasons, we have no way of knowing if the same people are completing the survey every two years nor do we have ways to confirm their visiting location, frequency, or status.

Visitation in a prison can be inherently stressful and emotional and it is assumed that those visiting generally dislike the visiting process. Security staff in visiting posts rotate every six months, making it more challenging to adjust and sustain customer service norms. Nevertheless, the Agency chose this customer service measure, anticipating the target of 80% would be difficult to achieve, because this stakeholder group is very important to us.

KPM #12	Percent of total inmate care encounters that occur offsite. -
	Data Collection Period: Jul 01 - Jun 30

* Upward Trend = negative result



Report Year	2014	2015	2016	2017	2018
Percent of Total Inmate Offsite Encounters					
Actual	0.85	1.08	0.78	0.68	1.03
Target	1	1	1	1	1

How Are We Doing

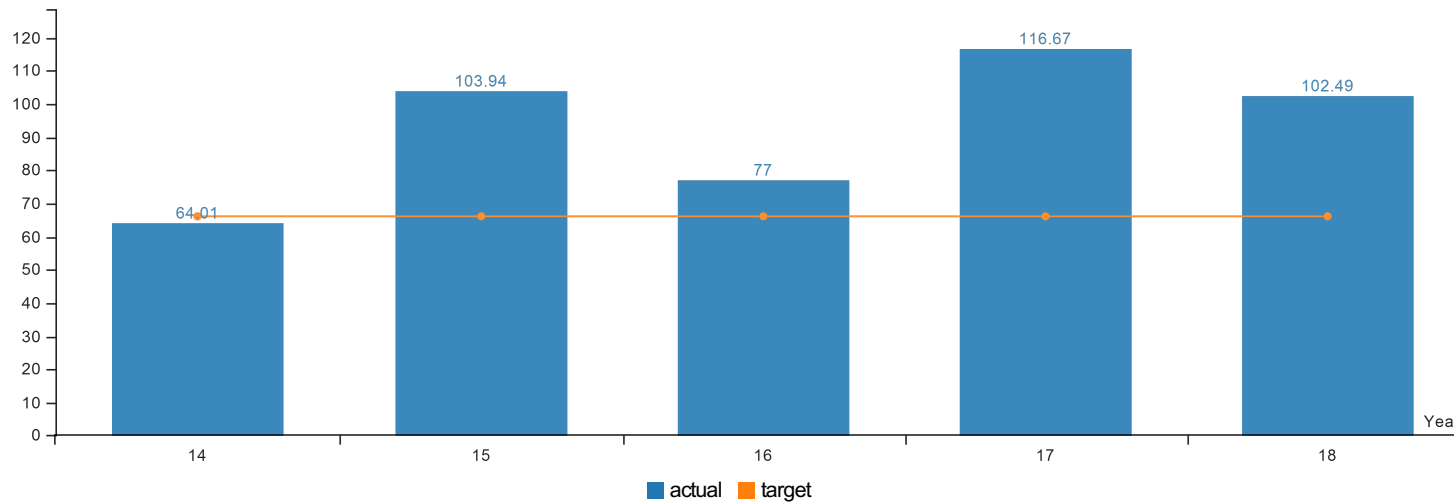
We again met our goal for this period. We started a workgroup to look at how we collect statistics for encounters to achieve even higher accuracy in our data. Onsite clinics in our institutions help us to provide care inside institutions versus sending patients outside the secured institutions. The dialysis center at CCCF continues to be very favorable for the return on investment to the Agency.

Factors Affecting Results

Due to a number of critical staffing needs two of our institutions were not able to complete the data request required for this year's report. Although we are 0.03 over we believe the actual number is closer to 0.80. We continue to provide comprehensive services inside our institutions and we continue to recruit offsite providers to perform clinics inside institutions. We have also continued our offsite hospital trip case management program with RNs following inpatient stays in hospitals. This program allows us to receive our patients back from the hospital as soon as possible to infirmary level care when necessary, avoiding lengthy hospital stays.

KPM #13	Number of workers compensation time loss days per 100 employees on a fiscal year basis. -
	Data Collection Period: Jul 01 - Jun 30

* Upward Trend = negative result



Report Year	2014	2015	2016	2017	2018
Number of Workers Comp Time Loss Days per 100 Employees					
Actual	64.01	103.94	77	116.67	102.49
Target	66.15	66.15	66.15	66.15	66.15

How Are We Doing

We've learned that since this measure was chosen years ago, it has not always been calculated consistently or accurately. For the past 4 years, however, we are certain we have gathered and analyzed the data properly; results before then are not reliable. However, we are doing much better than these numbers indicate. Our OSHA Recordable and OSHA DART Rates have been well below national averages for prisons during the same period, and trending better each year. We will seek legislative approval to change this KPM to the OSHA-Recordable rate, a nationally-recognized standard and much better measure of work related injuries and illnesses.

Factors Affecting Results

Summary of 2019-21 Biennium Budget

**Corrections, Dept of
Corrections, Dept of
2019-21 Biennium**

**Governor's Budget
Cross Reference Number: 29100-000-00-00-00000**

<i>Description</i>	<i>Positions</i>	<i>Full-Time Equivalent (FTE)</i>	<i>ALL FUNDS</i>	<i>General Fund</i>	<i>Lottery Funds</i>	<i>Other Funds</i>	<i>Federal Funds</i>	<i>Nonlimited Other Funds</i>	<i>Nonlimited Federal Funds</i>
2017-19 Leg Adopted Budget	4,605	4,572.07	1,768,193,498	1,681,063,918	-	81,738,081	4,352,986	-	1,038,513
2017-19 Emergency Boards	-	-	25,932,686	25,571,445	-	361,241	-	-	-
2017-19 Leg Approved Budget	4,605	4,572.07	1,794,126,184	1,706,635,363	-	82,099,322	4,352,986	-	1,038,513
2019-21 Base Budget Adjustments									
Net Cost of Position Actions									
Administrative Biennialized E-Board, Phase-Out	(9)	(0.71)	90,092,595	88,467,335	-	1,625,260	-	-	-
Estimated Cost of Merit Increase	-	-	-	-	-	-	-	-	-
Base Debt Service Adjustment	-	-	1,964,964	2,106,399	-	(43,042)	-	-	(98,393)
Base Nonlimited Adjustment	-	-	-	-	-	-	-	-	-
Capital Construction	-	-	(38,547,534)	-	-	(38,547,534)	-	-	-
Subtotal 2019-21 Base Budget	4,596	4,571.36	1,847,636,209	1,797,209,097	-	45,134,006	4,352,986	-	940,120
Essential Packages									
010 - Non-PICS Pers Svc/Vacancy Factor									
Vacancy Factor (Increase)/Decrease	-	-	6,508,621	6,152,585	-	356,036	-	-	-
Non-PICS Personal Service Increase/(Decrease)	-	-	12,443,506	12,084,230	-	359,276	-	-	-
Subtotal	-	-	18,952,127	18,236,815	-	715,312	-	-	-
020 - Phase In / Out Pgm & One-time Cost									
021 - Phase - In	-	-	51,214	51,214	-	-	-	-	-
022 - Phase-out Pgm & One-time Costs	-	-	(4,470,089)	(1,736,963)	-	(2,733,126)	-	-	-
Subtotal	-	-	(4,418,875)	(1,685,749)	-	(2,733,126)	-	-	-
030 - Inflation & Price List Adjustments									
Cost of Goods & Services Increase/(Decrease)	-	-	26,492,277	24,967,629	-	1,344,052	180,596	-	-
State Gov't & Services Charges Increase/(Decrease)	-	-	11,882,632	11,882,632	-	-	-	-	-

Summary of 2019-21 Biennium Budget

**Corrections, Dept of
Corrections, Dept of
2019-21 Biennium**

**Governor's Budget
Cross Reference Number: 29100-000-00-00-00000**

<i>Description</i>	<i>Positions</i>	<i>Full-Time Equivalent (FTE)</i>	<i>ALL FUNDS</i>	<i>General Fund</i>	<i>Lottery Funds</i>	<i>Other Funds</i>	<i>Federal Funds</i>	<i>Nonlimited Other Funds</i>	<i>Nonlimited Federal Funds</i>
Subtotal	-	-	38,374,909	36,850,261	-	1,344,052	180,596	-	-
040 - Mandated Caseload									
040 - Mandated Caseload	-	-	(14,761,595)	(14,761,595)	-	-	-	-	-
050 - Fundshifts and Revenue Reductions									
050 - Fundshifts	-	-	-	-	-	-	-	-	-
060 - Technical Adjustments									
060 - Technical Adjustments	4	4.00	-	-	-	-	-	-	-
Subtotal: 2019-21 Current Service Level	4,600	4,575.36	1,885,782,775	1,835,848,829	-	44,460,244	4,533,582	-	940,120

Summary of 2019-21 Biennium Budget

**Corrections, Dept of
Corrections, Dept of
2019-21 Biennium**

**Governor's Budget
Cross Reference Number: 29100-000-00-00-00000**

<i>Description</i>	<i>Positions</i>	<i>Full-Time Equivalent (FTE)</i>	<i>ALL FUNDS</i>	<i>General Fund</i>	<i>Lottery Funds</i>	<i>Other Funds</i>	<i>Federal Funds</i>	<i>Nonlimited Other Funds</i>	<i>Nonlimited Federal Funds</i>
Subtotal: 2019-21 Current Service Level	4,600	4,575.36	1,885,782,775	1,835,848,829	-	44,460,244	4,533,582	-	940,120
070 - Revenue Reductions/Shortfall									
070 - Revenue Shortfalls	-	-	-	-	-	-	-	-	-
Modified 2019-21 Current Service Level	4,600	4,575.36	1,885,782,775	1,835,848,829	-	44,460,244	4,533,582	-	940,120
080 - E-Boards									
080 - May 2018 E-Board	-	-	-	-	-	-	-	-	-
Subtotal Emergency Board Packages	-	-	-	-	-	-	-	-	-
Policy Packages									
081 - September 2018 Emergency Board	-	-	-	-	-	-	-	-	-
090 - Analyst Adjustments	(4)	(3.50)	(24,357,171)	(24,082,418)	-	(274,753)	-	-	-
091 - Statewide Adjustment DAS Chgs	-	-	(5,378,041)	(5,356,274)	-	(21,767)	-	-	-
092 - Statewide AG Adjustment	-	-	(299,289)	(298,662)	-	(627)	-	-	-
101 - Norway Best Practices	-	-	-	-	-	-	-	-	-
102 - Public Safety Center Campus (PSCC)	-	-	-	-	-	-	-	-	-
103 - Electronic Health Records	-	-	1,500,000	1,500,000	-	-	-	-	-
104 - Linn & Douglas FTE Adjustment	3	3.00	-	-	-	-	-	-	-
105 - Research & Data FTE and Contracting	-	-	-	-	-	-	-	-	-
106 - IT Systems Sustainability	-	-	280,000	280,000	-	-	-	-	-
107 - Corrections Information System Rebuild	-	-	2,067,387	377,387	-	1,690,000	-	-	-
108 - DOC Intranet	-	-	-	-	-	-	-	-	-
109 - Central Support Initiatives	-	-	-	-	-	-	-	-	-
110 - Capital Renewal & Deferred Maintenance	5	5.00	60,776,438	12,941,438	-	47,835,000	-	-	-
111 - Correctional Services & Operations FTE	-	-	-	-	-	-	-	-	-

Summary of 2019-21 Biennium Budget

**Corrections, Dept of
Corrections, Dept of
2019-21 Biennium**

**Governor's Budget
Cross Reference Number: 29100-000-00-00-00000**

<i>Description</i>	<i>Positions</i>	<i>Full-Time Equivalent (FTE)</i>	<i>ALL FUNDS</i>	<i>General Fund</i>	<i>Lottery Funds</i>	<i>Other Funds</i>	<i>Federal Funds</i>	<i>Nonlimited Other Funds</i>	<i>Nonlimited Federal Funds</i>
112 - Hospital Security Watches	12	12.00	2,186,048	2,186,048	-	-	-	-	-
113 - Other Funds Position Creation	14	14.00	3,025,606	-	-	3,025,606	-	-	-
114 - Payroll Cost Savings	-	-	-	-	-	-	-	-	-
115 - Westside Infirmary	-	-	-	-	-	-	-	-	-
116 - IT Services Staffing	-	-	-	-	-	-	-	-	-
117 - HR Staffing	-	-	-	-	-	-	-	-	-
118 - CJIS Compliance	-	-	-	-	-	-	-	-	-
119 - Safety & Fire Compliance	-	-	-	-	-	-	-	-	-
120 - Measure 17 Compliance	-	-	-	-	-	-	-	-	-
121 - Healthcare Staffing Conversion	-	-	-	-	-	-	-	-	-
122 - Certified Medication Aides	-	-	-	-	-	-	-	-	-
123 - Optimizing Special Housing	-	-	-	-	-	-	-	-	-
124 - Opioid Overdose Prevention	-	-	1,043,123	1,043,123	-	-	-	-	-
125 - Community Corrections Rate Study	-	-	-	-	-	-	-	-	-
Subtotal Policy Packages	30	30.50	40,844,101	(11,409,358)	-	52,253,459	-	-	-
Total 2019-21 Governor's Budget	4,630	4,605.86	1,926,626,876	1,824,439,471	-	96,713,703	4,533,582	-	940,120
Percentage Change From 2017-19 Leg Approved Budget	0.54%	0.74%	7.39%	6.90%	-	17.80%	4.15%	-	-9.47%
Percentage Change From 2019-21 Current Service Level	0.65%	0.67%	2.17%	-0.62%	-	117.53%	-	-	-

Summary of 2019-21 Biennium Budget

**Corrections, Dept of
Operations Division
2019-21 Biennium**

**Governor's Budget
Cross Reference Number: 29100-003-00-00-00000**

<i>Description</i>	<i>Positions</i>	<i>Full-Time Equivalent (FTE)</i>	<i>ALL FUNDS</i>	<i>General Fund</i>	<i>Lottery Funds</i>	<i>Other Funds</i>	<i>Federal Funds</i>	<i>Nonlimited Other Funds</i>	<i>Nonlimited Federal Funds</i>
2017-19 Leg Adopted Budget	3,333	3,316.78	809,034,544	795,031,482	-	14,003,062	-	-	-
2017-19 Emergency Boards	-	-	17,995,733	17,895,658	-	100,075	-	-	-
2017-19 Leg Approved Budget	3,333	3,316.78	827,030,277	812,927,140	-	14,103,137	-	-	-
2019-21 Base Budget Adjustments									
Net Cost of Position Actions									
Administrative Biennialized E-Board, Phase-Out	(2)	3.56	75,560,732	74,302,971	-	1,257,761	-	-	-
Estimated Cost of Merit Increase	-	-	-	-	-	-	-	-	-
Base Debt Service Adjustment	-	-	-	-	-	-	-	-	-
Base Nonlimited Adjustment	-	-	-	-	-	-	-	-	-
Capital Construction	-	-	-	-	-	-	-	-	-
Subtotal 2019-21 Base Budget	3,331	3,320.34	902,591,009	887,230,111	-	15,360,898	-	-	-
Essential Packages									
010 - Non-PICS Pers Svc/Vacancy Factor									
Vacancy Factor (Increase)/Decrease	-	-	3,166,625	3,070,912	-	95,713	-	-	-
Non-PICS Personal Service Increase/(Decrease)	-	-	10,338,810	10,022,131	-	316,679	-	-	-
Subtotal	-	-	13,505,435	13,093,043	-	412,392	-	-	-
020 - Phase In / Out Pgm & One-time Cost									
021 - Phase - In	-	-	30,488	30,488	-	-	-	-	-
022 - Phase-out Pgm & One-time Costs	-	-	(884,471)	(884,471)	-	-	-	-	-
Subtotal	-	-	(853,983)	(853,983)	-	-	-	-	-
030 - Inflation & Price List Adjustments									
Cost of Goods & Services Increase/(Decrease)	-	-	4,204,810	3,911,855	-	292,955	-	-	-
Subtotal	-	-	4,204,810	3,911,855	-	292,955	-	-	-

Summary of 2019-21 Biennium Budget

**Corrections, Dept of
Operations Division
2019-21 Biennium**

**Governor's Budget
Cross Reference Number: 29100-003-00-00-00000**

<i>Description</i>	<i>Positions</i>	<i>Full-Time Equivalent (FTE)</i>	<i>ALL FUNDS</i>	<i>General Fund</i>	<i>Lottery Funds</i>	<i>Other Funds</i>	<i>Federal Funds</i>	<i>Nonlimited Other Funds</i>	<i>Nonlimited Federal Funds</i>
040 - Mandated Caseload									
040 - Mandated Caseload	-	-	(447,656)	(447,656)	-	-	-	-	-
050 - Fundshifts and Revenue Reductions									
050 - Fundshifts	-	-	-	-	-	-	-	-	-
060 - Technical Adjustments									
060 - Technical Adjustments	-	-	-	-	-	-	-	-	-
Subtotal: 2019-21 Current Service Level	3,331	3,320.34	918,999,615	902,933,370	-	16,066,245	-	-	-

Summary of 2019-21 Biennium Budget

**Corrections, Dept of
Operations Division
2019-21 Biennium**

**Governor's Budget
Cross Reference Number: 29100-003-00-00-00000**

<i>Description</i>	<i>Positions</i>	<i>Full-Time Equivalent (FTE)</i>	<i>ALL FUNDS</i>	<i>General Fund</i>	<i>Lottery Funds</i>	<i>Other Funds</i>	<i>Federal Funds</i>	<i>Nonlimited Other Funds</i>	<i>Nonlimited Federal Funds</i>
Subtotal: 2019-21 Current Service Level	3,331	3,320.34	918,999,615	902,933,370	-	16,066,245	-	-	-
070 - Revenue Reductions/Shortfall									
070 - Revenue Shortfalls	-	-	-	-	-	-	-	-	-
Modified 2019-21 Current Service Level	3,331	3,320.34	918,999,615	902,933,370	-	16,066,245	-	-	-
080 - E-Boards									
080 - May 2018 E-Board	-	-	-	-	-	-	-	-	-
Subtotal Emergency Board Packages	-	-	-	-	-	-	-	-	-
Policy Packages									
081 - September 2018 Emergency Board	-	-	-	-	-	-	-	-	-
090 - Analyst Adjustments	-	-	(3,813,188)	(3,813,188)	-	-	-	-	-
091 - Statewide Adjustment DAS Chgs	-	-	-	-	-	-	-	-	-
092 - Statewide AG Adjustment	-	-	(71,680)	(71,226)	-	(454)	-	-	-
101 - Norway Best Practices	-	-	-	-	-	-	-	-	-
102 - Public Safety Center Campus (PSCC)	-	-	-	-	-	-	-	-	-
103 - Electronic Health Records	-	-	-	-	-	-	-	-	-
104 - Linn & Douglas FTE Adjustment	-	-	-	-	-	-	-	-	-
105 - Research & Data FTE and Contracting	-	-	-	-	-	-	-	-	-
106 - IT Systems Sustainability	-	-	-	-	-	-	-	-	-
107 - Corrections Information System Rebuild	-	-	-	-	-	-	-	-	-
108 - DOC Intranet	-	-	-	-	-	-	-	-	-
109 - Central Support Initiatives	-	-	-	-	-	-	-	-	-
110 - Capital Renewal & Deferred Maintenance	-	-	-	-	-	-	-	-	-
111 - Correctional Services & Operations FTE	-	-	-	-	-	-	-	-	-

Summary of 2019-21 Biennium Budget

**Corrections, Dept of
Operations Division
2019-21 Biennium**

**Governor's Budget
Cross Reference Number: 29100-003-00-00-00000**

<i>Description</i>	<i>Positions</i>	<i>Full-Time Equivalent (FTE)</i>	<i>ALL FUNDS</i>	<i>General Fund</i>	<i>Lottery Funds</i>	<i>Other Funds</i>	<i>Federal Funds</i>	<i>Nonlimited Other Funds</i>	<i>Nonlimited Federal Funds</i>
112 - Hospital Security Watches	12	12.00	2,186,048	2,186,048	-	-	-	-	-
113 - Other Funds Position Creation	10	10.00	2,112,964	-	-	2,112,964	-	-	-
114 - Payroll Cost Savings	-	-	-	-	-	-	-	-	-
115 - Westside Infirmary	-	-	-	-	-	-	-	-	-
116 - IT Services Staffing	-	-	-	-	-	-	-	-	-
117 - HR Staffing	-	-	-	-	-	-	-	-	-
118 - CJIS Compliance	-	-	-	-	-	-	-	-	-
119 - Safety & Fire Compliance	-	-	-	-	-	-	-	-	-
120 - Measure 17 Compliance	-	-	-	-	-	-	-	-	-
121 - Healthcare Staffing Conversion	-	-	-	-	-	-	-	-	-
122 - Certified Medication Aides	-	-	-	-	-	-	-	-	-
123 - Optimizing Special Housing	-	-	-	-	-	-	-	-	-
124 - Opioid Overdose Prevention	-	-	897,509	897,509	-	-	-	-	-
125 - Community Corrections Rate Study	-	-	-	-	-	-	-	-	-
Subtotal Policy Packages	22	22.00	1,311,653	(800,857)	-	2,112,510	-	-	-

Total 2019-21 Governor's Budget	3,353	3,342.34	920,311,268	902,132,513	-	18,178,755	-	-	-
--	--------------	-----------------	--------------------	--------------------	----------	-------------------	----------	----------	----------

Percentage Change From 2017-19 Leg Approved Budget	0.60%	0.77%	11.28%	10.97%	-	28.90%	-	-	-
Percentage Change From 2019-21 Current Service Level	0.66%	0.66%	0.14%	-0.09%	-	13.15%	-	-	-

Summary of 2019-21 Biennium Budget

**Corrections, Dept of
Central Administration
2019-21 Biennium**

**Governor's Budget
Cross Reference Number: 29100-004-00-00-00000**

<i>Description</i>	<i>Positions</i>	<i>Full-Time Equivalent (FTE)</i>	<i>ALL FUNDS</i>	<i>General Fund</i>	<i>Lottery Funds</i>	<i>Other Funds</i>	<i>Federal Funds</i>	<i>Nonlimited Other Funds</i>	<i>Nonlimited Federal Funds</i>
2017-19 Leg Adopted Budget	170	168.26	92,030,755	88,505,831	-	2,525,451	999,473	-	-
2017-19 Emergency Boards	-	-	1,220,740	1,200,067	-	20,673	-	-	-
2017-19 Leg Approved Budget	170	168.26	93,251,495	89,705,898	-	2,546,124	999,473	-	-
2019-21 Base Budget Adjustments									
Net Cost of Position Actions									
Administrative Biennialized E-Board, Phase-Out	-	0.83	1,557,835	1,518,656	-	39,179	-	-	-
Estimated Cost of Merit Increase	-	-	-	-	-	-	-	-	-
Base Debt Service Adjustment	-	-	-	-	-	-	-	-	-
Base Nonlimited Adjustment	-	-	-	-	-	-	-	-	-
Capital Construction	-	-	-	-	-	-	-	-	-
Subtotal 2019-21 Base Budget	170	169.09	94,809,330	91,224,554	-	2,585,303	999,473	-	-
Essential Packages									
010 - Non-PICS Pers Svc/Vacancy Factor									
Vacancy Factor (Increase)/Decrease	-	-	287,628	260,937	-	26,691	-	-	-
Non-PICS Personal Service Increase/(Decrease)	-	-	223,995	211,247	-	12,748	-	-	-
Subtotal	-	-	511,623	472,184	-	39,439	-	-	-
020 - Phase In / Out Pgm & One-time Cost									
021 - Phase - In	-	-	-	-	-	-	-	-	-
022 - Phase-out Pgm & One-time Costs	-	-	(1,233,126)	-	-	(1,233,126)	-	-	-
Subtotal	-	-	(1,233,126)	-	-	(1,233,126)	-	-	-
030 - Inflation & Price List Adjustments									
Cost of Goods & Services Increase/(Decrease)	-	-	872,222	814,252	-	18,221	39,749	-	-
State Gov't & Services Charges Increase/(Decrease)	-	-	11,882,632	11,882,632	-	-	-	-	-

Summary of 2019-21 Biennium Budget

**Corrections, Dept of
Central Administration
2019-21 Biennium**

**Governor's Budget
Cross Reference Number: 29100-004-00-00-00000**

<i>Description</i>	<i>Positions</i>	<i>Full-Time Equivalent (FTE)</i>	<i>ALL FUNDS</i>	<i>General Fund</i>	<i>Lottery Funds</i>	<i>Other Funds</i>	<i>Federal Funds</i>	<i>Nonlimited Other Funds</i>	<i>Nonlimited Federal Funds</i>
Subtotal	-	-	12,754,854	12,696,884	-	18,221	39,749	-	-
040 - Mandated Caseload									
040 - Mandated Caseload	-	-	(9,155)	(9,155)	-	-	-	-	-
050 - Fundshifts and Revenue Reductions									
050 - Fundshifts	-	-	-	-	-	-	-	-	-
060 - Technical Adjustments									
060 - Technical Adjustments	1	1.00	446,959	446,959	-	-	-	-	-
Subtotal: 2019-21 Current Service Level	171	170.09	107,280,485	104,831,426	-	1,409,837	1,039,222	-	-

Summary of 2019-21 Biennium Budget

**Corrections, Dept of
Central Administration
2019-21 Biennium**

**Governor's Budget
Cross Reference Number: 29100-004-00-00-00000**

<i>Description</i>	<i>Positions</i>	<i>Full-Time Equivalent (FTE)</i>	<i>ALL FUNDS</i>	<i>General Fund</i>	<i>Lottery Funds</i>	<i>Other Funds</i>	<i>Federal Funds</i>	<i>Nonlimited Other Funds</i>	<i>Nonlimited Federal Funds</i>
Subtotal: 2019-21 Current Service Level	171	170.09	107,280,485	104,831,426	-	1,409,837	1,039,222	-	-
070 - Revenue Reductions/Shortfall									
070 - Revenue Shortfalls	-	-	-	-	-	-	-	-	-
Modified 2019-21 Current Service Level	171	170.09	107,280,485	104,831,426	-	1,409,837	1,039,222	-	-
080 - E-Boards									
080 - May 2018 E-Board	-	-	-	-	-	-	-	-	-
Subtotal Emergency Board Packages	-	-	-	-	-	-	-	-	-
Policy Packages									
081 - September 2018 Emergency Board	-	-	-	-	-	-	-	-	-
090 - Analyst Adjustments	(1)	(1.00)	(354,361)	(354,361)	-	-	-	-	-
091 - Statewide Adjustment DAS Chgs	-	-	(5,356,274)	(5,356,274)	-	-	-	-	-
092 - Statewide AG Adjustment	-	-	(148,788)	(148,788)	-	-	-	-	-
101 - Norway Best Practices	-	-	-	-	-	-	-	-	-
102 - Public Safety Center Campus (PSCC)	-	-	-	-	-	-	-	-	-
103 - Electronic Health Records	-	-	-	-	-	-	-	-	-
104 - Linn & Douglas FTE Adjustment	-	-	-	-	-	-	-	-	-
105 - Research & Data FTE and Contracting	-	-	-	-	-	-	-	-	-
106 - IT Systems Sustainability	-	-	280,000	280,000	-	-	-	-	-
107 - Corrections Information System Rebuild	-	-	40,000	-	-	40,000	-	-	-
108 - DOC Intranet	-	-	-	-	-	-	-	-	-
109 - Central Support Initiatives	-	-	-	-	-	-	-	-	-
110 - Capital Renewal & Deferred Maintenance	-	-	724,932	-	-	724,932	-	-	-
111 - Correctional Services & Operations FTE	-	-	-	-	-	-	-	-	-

Summary of 2019-21 Biennium Budget

**Corrections, Dept of
Central Administration
2019-21 Biennium**

**Governor's Budget
Cross Reference Number: 29100-004-00-00-00000**

<i>Description</i>	<i>Positions</i>	<i>Full-Time Equivalent (FTE)</i>	<i>ALL FUNDS</i>	<i>General Fund</i>	<i>Lottery Funds</i>	<i>Other Funds</i>	<i>Federal Funds</i>	<i>Nonlimited Other Funds</i>	<i>Nonlimited Federal Funds</i>
112 - Hospital Security Watches	-	-	-	-	-	-	-	-	-
113 - Other Funds Position Creation	1	1.00	206,617	-	-	206,617	-	-	-
114 - Payroll Cost Savings	-	-	-	-	-	-	-	-	-
115 - Westside Infirmary	-	-	-	-	-	-	-	-	-
116 - IT Services Staffing	-	-	-	-	-	-	-	-	-
117 - HR Staffing	-	-	-	-	-	-	-	-	-
118 - CJIS Compliance	-	-	-	-	-	-	-	-	-
119 - Safety & Fire Compliance	-	-	-	-	-	-	-	-	-
120 - Measure 17 Compliance	-	-	-	-	-	-	-	-	-
121 - Healthcare Staffing Conversion	-	-	-	-	-	-	-	-	-
122 - Certified Medication Aides	-	-	-	-	-	-	-	-	-
123 - Optimizing Special Housing	-	-	-	-	-	-	-	-	-
124 - Opioid Overdose Prevention	-	-	145,614	145,614	-	-	-	-	-
125 - Community Corrections Rate Study	-	-	-	-	-	-	-	-	-
Subtotal Policy Packages	-	-	(4,462,260)	(5,433,809)	-	971,549	-	-	-
Total 2019-21 Governor's Budget	171	170.09	102,818,225	99,397,617	-	2,381,386	1,039,222	-	-
Percentage Change From 2017-19 Leg Approved Budget	0.59%	1.09%	10.26%	10.80%	-	-6.47%	3.98%	-	-
Percentage Change From 2019-21 Current Service Level	-	-	-4.16%	-5.18%	-	68.91%	-	-	-

Summary of 2019-21 Biennium Budget

**Corrections, Dept of
Administrative Services Division
2019-21 Biennium**

**Governor's Budget
Cross Reference Number: 29100-006-00-00-00000**

<i>Description</i>	<i>Positions</i>	<i>Full-Time Equivalent (FTE)</i>	<i>ALL FUNDS</i>	<i>General Fund</i>	<i>Lottery Funds</i>	<i>Other Funds</i>	<i>Federal Funds</i>	<i>Nonlimited Other Funds</i>	<i>Nonlimited Federal Funds</i>
2017-19 Leg Adopted Budget	250	248.49	66,168,901	58,172,004	-	7,996,897	-	-	-
2017-19 Emergency Boards	-	-	676,321	510,880	-	165,441	-	-	-
2017-19 Leg Approved Budget	250	248.49	66,845,222	58,682,884	-	8,162,338	-	-	-
2019-21 Base Budget Adjustments									
Net Cost of Position Actions									
Administrative Biennialized E-Board, Phase-Out	(6)	(5.33)	2,561,845	2,233,525	-	328,320	-	-	-
Estimated Cost of Merit Increase	-	-	-	-	-	-	-	-	-
Base Debt Service Adjustment	-	-	-	-	-	-	-	-	-
Base Nonlimited Adjustment	-	-	-	-	-	-	-	-	-
Capital Construction	-	-	-	-	-	-	-	-	-
Subtotal 2019-21 Base Budget	244	243.16	69,407,067	60,916,409	-	8,490,658	-	-	-
Essential Packages									
010 - Non-PICS Pers Svc/Vacancy Factor									
Vacancy Factor (Increase)/Decrease	-	-	564,604	345,463	-	219,141	-	-	-
Non-PICS Personal Service Increase/(Decrease)	-	-	176,002	145,229	-	30,773	-	-	-
Subtotal	-	-	740,606	490,692	-	249,914	-	-	-
020 - Phase In / Out Pgm & One-time Cost									
021 - Phase - In	-	-	-	-	-	-	-	-	-
022 - Phase-out Pgm & One-time Costs	-	-	(773,770)	(773,770)	-	-	-	-	-
Subtotal	-	-	(773,770)	(773,770)	-	-	-	-	-
030 - Inflation & Price List Adjustments									
Cost of Goods & Services Increase/(Decrease)	-	-	443,340	377,199	-	66,141	-	-	-
Subtotal	-	-	443,340	377,199	-	66,141	-	-	-

Summary of 2019-21 Biennium Budget

**Corrections, Dept of
Administrative Services Division
2019-21 Biennium**

**Governor's Budget
Cross Reference Number: 29100-006-00-00-00000**

<i>Description</i>	<i>Positions</i>	<i>Full-Time Equivalent (FTE)</i>	<i>ALL FUNDS</i>	<i>General Fund</i>	<i>Lottery Funds</i>	<i>Other Funds</i>	<i>Federal Funds</i>	<i>Nonlimited Other Funds</i>	<i>Nonlimited Federal Funds</i>
040 - Mandated Caseload									
040 - Mandated Caseload	-	-	(11,564)	(11,564)	-	-	-	-	-
050 - Fundshifts and Revenue Reductions									
050 - Fundshifts	-	-	-	-	-	-	-	-	-
060 - Technical Adjustments									
060 - Technical Adjustments	-	-	164,160	164,160	-	-	-	-	-
Subtotal: 2019-21 Current Service Level	244	243.16	69,969,839	61,163,126	-	8,806,713	-	-	-

Summary of 2019-21 Biennium Budget

**Corrections, Dept of
Administrative Services Division
2019-21 Biennium**

**Governor's Budget
Cross Reference Number: 29100-006-00-00-00000**

<i>Description</i>	<i>Positions</i>	<i>Full-Time Equivalent (FTE)</i>	<i>ALL FUNDS</i>	<i>General Fund</i>	<i>Lottery Funds</i>	<i>Other Funds</i>	<i>Federal Funds</i>	<i>Nonlimited Other Funds</i>	<i>Nonlimited Federal Funds</i>
Subtotal: 2019-21 Current Service Level	244	243.16	69,969,839	61,163,126	-	8,806,713	-	-	-
070 - Revenue Reductions/Shortfall									
070 - Revenue Shortfalls	-	-	-	-	-	-	-	-	-
Modified 2019-21 Current Service Level	244	243.16	69,969,839	61,163,126	-	8,806,713	-	-	-
080 - E-Boards									
080 - May 2018 E-Board	-	-	-	-	-	-	-	-	-
Subtotal Emergency Board Packages	-	-	-	-	-	-	-	-	-
Policy Packages									
081 - September 2018 Emergency Board	-	-	-	-	-	-	-	-	-
090 - Analyst Adjustments	(1)	(1.00)	(329,775)	(329,775)	-	-	-	-	-
091 - Statewide Adjustment DAS Chgs	-	-	(21,767)	-	-	(21,767)	-	-	-
092 - Statewide AG Adjustment	-	-	(58,699)	(58,526)	-	(173)	-	-	-
101 - Norway Best Practices	-	-	-	-	-	-	-	-	-
102 - Public Safety Center Campus (PSCC)	-	-	-	-	-	-	-	-	-
103 - Electronic Health Records	-	-	-	-	-	-	-	-	-
104 - Linn & Douglas FTE Adjustment	-	-	-	-	-	-	-	-	-
105 - Research & Data FTE and Contracting	-	-	-	-	-	-	-	-	-
106 - IT Systems Sustainability	-	-	-	-	-	-	-	-	-
107 - Corrections Information System Rebuild	-	-	-	-	-	-	-	-	-
108 - DOC Intranet	-	-	-	-	-	-	-	-	-
109 - Central Support Initiatives	-	-	-	-	-	-	-	-	-
110 - Capital Renewal & Deferred Maintenance	5	5.00	11,361,849	11,361,849	-	-	-	-	-
111 - Correctional Services & Operations FTE	-	-	-	-	-	-	-	-	-

Summary of 2019-21 Biennium Budget

**Corrections, Dept of
Administrative Services Division
2019-21 Biennium**

**Governor's Budget
Cross Reference Number: 29100-006-00-00-00000**

<i>Description</i>	<i>Positions</i>	<i>Full-Time Equivalent (FTE)</i>	<i>ALL FUNDS</i>	<i>General Fund</i>	<i>Lottery Funds</i>	<i>Other Funds</i>	<i>Federal Funds</i>	<i>Nonlimited Other Funds</i>	<i>Nonlimited Federal Funds</i>
112 - Hospital Security Watches	-	-	-	-	-	-	-	-	-
113 - Other Funds Position Creation	3	3.00	706,025	-	-	706,025	-	-	-
114 - Payroll Cost Savings	-	-	-	-	-	-	-	-	-
115 - Westside Infirmary	-	-	-	-	-	-	-	-	-
116 - IT Services Staffing	-	-	-	-	-	-	-	-	-
117 - HR Staffing	-	-	-	-	-	-	-	-	-
118 - CJIS Compliance	-	-	-	-	-	-	-	-	-
119 - Safety & Fire Compliance	-	-	-	-	-	-	-	-	-
120 - Measure 17 Compliance	-	-	-	-	-	-	-	-	-
121 - Healthcare Staffing Conversion	-	-	-	-	-	-	-	-	-
122 - Certified Medication Aides	-	-	-	-	-	-	-	-	-
123 - Optimizing Special Housing	-	-	-	-	-	-	-	-	-
124 - Opioid Overdose Prevention	-	-	-	-	-	-	-	-	-
125 - Community Corrections Rate Study	-	-	-	-	-	-	-	-	-
Subtotal Policy Packages	7	7.00	11,657,633	10,973,548	-	684,085	-	-	-
Total 2019-21 Governor's Budget	251	250.16	81,627,472	72,136,674	-	9,490,798	-	-	-
Percentage Change From 2017-19 Leg Approved Budget	0.40%	0.67%	22.11%	22.93%	-	16.28%	-	-	-
Percentage Change From 2019-21 Current Service Level	2.87%	2.88%	16.66%	17.94%	-	7.77%	-	-	-

Summary of 2019-21 Biennium Budget

**Corrections, Dept of
Human Resources Division
2019-21 Biennium**

**Governor's Budget
Cross Reference Number: 29100-008-00-00-00000**

<i>Description</i>	<i>Positions</i>	<i>Full-Time Equivalent (FTE)</i>	<i>ALL FUNDS</i>	<i>General Fund</i>	<i>Lottery Funds</i>	<i>Other Funds</i>	<i>Federal Funds</i>	<i>Nonlimited Other Funds</i>	<i>Nonlimited Federal Funds</i>
2017-19 Leg Adopted Budget	-	-	-	-	-	-	-	-	-
2017-19 Emergency Boards	-	-	-	-	-	-	-	-	-
2017-19 Leg Approved Budget	-	-	-	-	-	-	-	-	-
2019-21 Base Budget Adjustments									
Net Cost of Position Actions									
Administrative Biennialized E-Board, Phase-Out	-	-	-	-	-	-	-	-	-
Estimated Cost of Merit Increase			-	-	-	-	-	-	-
Base Debt Service Adjustment			-	-	-	-	-	-	-
Base Nonlimited Adjustment			-	-	-	-	-	-	-
Capital Construction			-	-	-	-	-	-	-
Subtotal 2019-21 Base Budget	-	-	-	-	-	-	-	-	-
020 - Phase In / Out Pgm & One-time Cost									
021 - Phase - In	-	-	-	-	-	-	-	-	-
022 - Phase-out Pgm & One-time Costs	-	-	-	-	-	-	-	-	-
Subtotal	-	-	-	-	-	-	-	-	-
040 - Mandated Caseload									
040 - Mandated Caseload	-	-	-	-	-	-	-	-	-
050 - Fundshifts and Revenue Reductions									
050 - Fundshifts	-	-	-	-	-	-	-	-	-
060 - Technical Adjustments									
060 - Technical Adjustments	-	-	-	-	-	-	-	-	-
Subtotal: 2019-21 Current Service Level	-	-	-	-	-	-	-	-	-

Summary of 2019-21 Biennium Budget

**Corrections, Dept of
Human Resources Division
2019-21 Biennium**

**Governor's Budget
Cross Reference Number: 29100-008-00-00-00000**

<i>Description</i>	<i>Positions</i>	<i>Full-Time Equivalent (FTE)</i>	<i>ALL FUNDS</i>	<i>General Fund</i>	<i>Lottery Funds</i>	<i>Other Funds</i>	<i>Federal Funds</i>	<i>Nonlimited Other Funds</i>	<i>Nonlimited Federal Funds</i>
Subtotal: 2019-21 Current Service Level	-	-	-	-	-	-	-	-	-
070 - Revenue Reductions/Shortfall									
070 - Revenue Shortfalls	-	-	-	-	-	-	-	-	-
Modified 2019-21 Current Service Level	-	-	-	-	-	-	-	-	-
080 - E-Boards									
080 - May 2018 E-Board	-	-	-	-	-	-	-	-	-
Subtotal Emergency Board Packages	-	-	-	-	-	-	-	-	-
Policy Packages									
081 - September 2018 Emergency Board	-	-	-	-	-	-	-	-	-
090 - Analyst Adjustments	-	-	-	-	-	-	-	-	-
091 - Statewide Adjustment DAS Chgs	-	-	-	-	-	-	-	-	-
092 - Statewide AG Adjustment	-	-	-	-	-	-	-	-	-
101 - Norway Best Practices	-	-	-	-	-	-	-	-	-
102 - Public Safety Center Campus (PSCC)	-	-	-	-	-	-	-	-	-
103 - Electronic Health Records	-	-	-	-	-	-	-	-	-
104 - Linn & Douglas FTE Adjustment	-	-	-	-	-	-	-	-	-
105 - Research & Data FTE and Contracting	-	-	-	-	-	-	-	-	-
106 - IT Systems Sustainability	-	-	-	-	-	-	-	-	-
107 - Corrections Information System Rebuild	-	-	-	-	-	-	-	-	-
108 - DOC Intranet	-	-	-	-	-	-	-	-	-
109 - Central Support Initiatives	-	-	-	-	-	-	-	-	-
110 - Capital Renewal & Deferred Maintenance	-	-	-	-	-	-	-	-	-
111 - Correctional Services & Operations FTE	-	-	-	-	-	-	-	-	-

Summary of 2019-21 Biennium Budget

**Corrections, Dept of
Human Resources Division
2019-21 Biennium**

**Governor's Budget
Cross Reference Number: 29100-008-00-00-00000**

<i>Description</i>	<i>Positions</i>	<i>Full-Time Equivalent (FTE)</i>	<i>ALL FUNDS</i>	<i>General Fund</i>	<i>Lottery Funds</i>	<i>Other Funds</i>	<i>Federal Funds</i>	<i>Nonlimited Other Funds</i>	<i>Nonlimited Federal Funds</i>
112 - Hospital Security Watches	-	-	-	-	-	-	-	-	-
113 - Other Funds Position Creation	-	-	-	-	-	-	-	-	-
114 - Payroll Cost Savings	-	-	-	-	-	-	-	-	-
115 - Westside Infirmary	-	-	-	-	-	-	-	-	-
116 - IT Services Staffing	-	-	-	-	-	-	-	-	-
117 - HR Staffing	-	-	-	-	-	-	-	-	-
118 - CJIS Compliance	-	-	-	-	-	-	-	-	-
119 - Safety & Fire Compliance	-	-	-	-	-	-	-	-	-
120 - Measure 17 Compliance	-	-	-	-	-	-	-	-	-
121 - Healthcare Staffing Conversion	-	-	-	-	-	-	-	-	-
122 - Certified Medication Aides	-	-	-	-	-	-	-	-	-
123 - Optimizing Special Housing	-	-	-	-	-	-	-	-	-
124 - Opioid Overdose Prevention	-	-	-	-	-	-	-	-	-
125 - Community Corrections Rate Study	-	-	-	-	-	-	-	-	-
Subtotal Policy Packages	-	-	-	-	-	-	-	-	-
Total 2019-21 Governor's Budget	-	-	-	-	-	-	-	-	-
Percentage Change From 2017-19 Leg Approved Budget	-	-	-	-	-	-	-	-	-
Percentage Change From 2019-21 Current Service Level	-	-	-	-	-	-	-	-	-

Summary of 2019-21 Biennium Budget

**Corrections, Dept of
Community Corrections
2019-21 Biennium**

**Governor's Budget
Cross Reference Number: 29100-009-00-00-00000**

<i>Description</i>	<i>Positions</i>	<i>Full-Time Equivalent (FTE)</i>	<i>ALL FUNDS</i>	<i>General Fund</i>	<i>Lottery Funds</i>	<i>Other Funds</i>	<i>Federal Funds</i>	<i>Nonlimited Other Funds</i>	<i>Nonlimited Federal Funds</i>
2017-19 Leg Adopted Budget	74	74.33	301,039,925	294,044,375	-	6,995,550	-	-	-
2017-19 Emergency Boards	-	-	232,968	254,958	-	(21,990)	-	-	-
2017-19 Leg Approved Budget	74	74.33	301,272,893	294,299,333	-	6,973,560	-	-	-
2019-21 Base Budget Adjustments									
Net Cost of Position Actions									
Administrative Biennialized E-Board, Phase-Out	(1)	(1.33)	536,932	536,932	-	-	-	-	-
Estimated Cost of Merit Increase			-	-	-	-	-	-	-
Base Debt Service Adjustment			-	-	-	-	-	-	-
Base Nonlimited Adjustment			-	-	-	-	-	-	-
Capital Construction			-	-	-	-	-	-	-
Subtotal 2019-21 Base Budget	73	73.00	301,809,825	294,836,265	-	6,973,560	-	-	-
Essential Packages									
010 - Non-PICS Pers Svc/Vacancy Factor									
Vacancy Factor (Increase)/Decrease	-	-	132,825	118,334	-	14,491	-	-	-
Non-PICS Personal Service Increase/(Decrease)	-	-	125,757	126,681	-	(924)	-	-	-
Subtotal	-	-	258,582	245,015	-	13,567	-	-	-
020 - Phase In / Out Pgm & One-time Cost									
021 - Phase - In	-	-	-	-	-	-	-	-	-
022 - Phase-out Pgm & One-time Costs	-	-	-	-	-	-	-	-	-
Subtotal	-	-	-	-	-	-	-	-	-
030 - Inflation & Price List Adjustments									
Cost of Goods & Services Increase/(Decrease)	-	-	10,791,880	10,526,369	-	265,511	-	-	-
Subtotal	-	-	10,791,880	10,526,369	-	265,511	-	-	-

Summary of 2019-21 Biennium Budget

**Corrections, Dept of
Community Corrections
2019-21 Biennium**

**Governor's Budget
Cross Reference Number: 29100-009-00-00-00000**

<i>Description</i>	<i>Positions</i>	<i>Full-Time Equivalent (FTE)</i>	<i>ALL FUNDS</i>	<i>General Fund</i>	<i>Lottery Funds</i>	<i>Other Funds</i>	<i>Federal Funds</i>	<i>Nonlimited Other Funds</i>	<i>Nonlimited Federal Funds</i>
040 - Mandated Caseload									
040 - Mandated Caseload	-	-	(13,648,477)	(13,648,477)	-	-	-	-	-
050 - Fundshifts and Revenue Reductions									
050 - Fundshifts	-	-	-	-	-	-	-	-	-
060 - Technical Adjustments									
060 - Technical Adjustments	-	-	33,909	33,909	-	-	-	-	-
Subtotal: 2019-21 Current Service Level	73	73.00	299,245,719	291,993,081	-	7,252,638	-	-	-

Summary of 2019-21 Biennium Budget

**Corrections, Dept of
Community Corrections
2019-21 Biennium**

**Governor's Budget
Cross Reference Number: 29100-009-00-00-00000**

<i>Description</i>	<i>Positions</i>	<i>Full-Time Equivalent (FTE)</i>	<i>ALL FUNDS</i>	<i>General Fund</i>	<i>Lottery Funds</i>	<i>Other Funds</i>	<i>Federal Funds</i>	<i>Nonlimited Other Funds</i>	<i>Nonlimited Federal Funds</i>
Subtotal: 2019-21 Current Service Level	73	73.00	299,245,719	291,993,081	-	7,252,638	-	-	-
070 - Revenue Reductions/Shortfall									
070 - Revenue Shortfalls	-	-	-	-	-	-	-	-	-
Modified 2019-21 Current Service Level	73	73.00	299,245,719	291,993,081	-	7,252,638	-	-	-
080 - E-Boards									
080 - May 2018 E-Board	-	-	-	-	-	-	-	-	-
Subtotal Emergency Board Packages	-	-	-	-	-	-	-	-	-
Policy Packages									
081 - September 2018 Emergency Board	-	-	-	-	-	-	-	-	-
090 - Analyst Adjustments	-	-	(10,147,475)	(10,012,722)	-	(134,753)	-	-	-
091 - Statewide Adjustment DAS Chgs	-	-	-	-	-	-	-	-	-
092 - Statewide AG Adjustment	-	-	(6,250)	(6,250)	-	-	-	-	-
101 - Norway Best Practices	-	-	-	-	-	-	-	-	-
102 - Public Safety Center Campus (PSCC)	-	-	-	-	-	-	-	-	-
103 - Electronic Health Records	-	-	-	-	-	-	-	-	-
104 - Linn & Douglas FTE Adjustment	3	3.00	-	-	-	-	-	-	-
105 - Research & Data FTE and Contracting	-	-	-	-	-	-	-	-	-
106 - IT Systems Sustainability	-	-	-	-	-	-	-	-	-
107 - Corrections Information System Rebuild	-	-	-	-	-	-	-	-	-
108 - DOC Intranet	-	-	-	-	-	-	-	-	-
109 - Central Support Initiatives	-	-	-	-	-	-	-	-	-
110 - Capital Renewal & Deferred Maintenance	-	-	-	-	-	-	-	-	-
111 - Correctional Services & Operations FTE	-	-	-	-	-	-	-	-	-

Summary of 2019-21 Biennium Budget

**Corrections, Dept of
Community Corrections
2019-21 Biennium**

**Governor's Budget
Cross Reference Number: 29100-009-00-00-00000**

<i>Description</i>	<i>Positions</i>	<i>Full-Time Equivalent (FTE)</i>	<i>ALL FUNDS</i>	<i>General Fund</i>	<i>Lottery Funds</i>	<i>Other Funds</i>	<i>Federal Funds</i>	<i>Nonlimited Other Funds</i>	<i>Nonlimited Federal Funds</i>
112 - Hospital Security Watches	-	-	-	-	-	-	-	-	-
113 - Other Funds Position Creation	-	-	-	-	-	-	-	-	-
114 - Payroll Cost Savings	-	-	-	-	-	-	-	-	-
115 - Westside Infirmary	-	-	-	-	-	-	-	-	-
116 - IT Services Staffing	-	-	-	-	-	-	-	-	-
117 - HR Staffing	-	-	-	-	-	-	-	-	-
118 - CJIS Compliance	-	-	-	-	-	-	-	-	-
119 - Safety & Fire Compliance	-	-	-	-	-	-	-	-	-
120 - Measure 17 Compliance	-	-	-	-	-	-	-	-	-
121 - Healthcare Staffing Conversion	-	-	-	-	-	-	-	-	-
122 - Certified Medication Aides	-	-	-	-	-	-	-	-	-
123 - Optimizing Special Housing	-	-	-	-	-	-	-	-	-
124 - Opioid Overdose Prevention	-	-	-	-	-	-	-	-	-
125 - Community Corrections Rate Study	-	-	-	-	-	-	-	-	-
Subtotal Policy Packages	3	3.00	(10,153,725)	(10,018,972)	-	(134,753)	-	-	-
Total 2019-21 Governor's Budget	76	76.00	289,091,994	281,974,109	-	7,117,885	-	-	-
Percentage Change From 2017-19 Leg Approved Budget	2.70%	2.25%	-4.04%	-4.19%	-	2.07%	-	-	-
Percentage Change From 2019-21 Current Service Level	4.11%	4.11%	-3.39%	-3.43%	-	-1.86%	-	-	-

Summary of 2019-21 Biennium Budget

**Corrections, Dept of
Health Services
2019-21 Biennium**

**Governor's Budget
Cross Reference Number: 29100-010-00-00-00000**

<i>Description</i>	<i>Positions</i>	<i>Full-Time Equivalent (FTE)</i>	<i>ALL FUNDS</i>	<i>General Fund</i>	<i>Lottery Funds</i>	<i>Other Funds</i>	<i>Federal Funds</i>	<i>Nonlimited Other Funds</i>	<i>Nonlimited Federal Funds</i>
2017-19 Leg Adopted Budget	571	558.60	261,749,129	257,728,587	-	667,029	3,353,513	-	-
2017-19 Emergency Boards	-	-	4,129,234	4,129,234	-	-	-	-	-
2017-19 Leg Approved Budget	571	558.60	265,878,363	261,857,821	-	667,029	3,353,513	-	-
2019-21 Base Budget Adjustments									
Net Cost of Position Actions									
Administrative Biennialized E-Board, Phase-Out	-	0.67	7,722,741	7,722,741	-	-	-	-	-
Estimated Cost of Merit Increase	-	-	-	-	-	-	-	-	-
Base Debt Service Adjustment	-	-	-	-	-	-	-	-	-
Base Nonlimited Adjustment	-	-	-	-	-	-	-	-	-
Capital Construction	-	-	-	-	-	-	-	-	-
Subtotal 2019-21 Base Budget	571	559.27	273,601,104	269,580,562	-	667,029	3,353,513	-	-
Essential Packages									
010 - Non-PICS Pers Svc/Vacancy Factor									
Vacancy Factor (Increase)/Decrease	-	-	1,026,892	1,026,892	-	-	-	-	-
Non-PICS Personal Service Increase/(Decrease)	-	-	1,267,122	1,267,122	-	-	-	-	-
Subtotal	-	-	2,294,014	2,294,014	-	-	-	-	-
020 - Phase In / Out Pgm & One-time Cost									
021 - Phase - In	-	-	20,726	20,726	-	-	-	-	-
022 - Phase-out Pgm & One-time Costs	-	-	(78,722)	(78,722)	-	-	-	-	-
Subtotal	-	-	(57,996)	(57,996)	-	-	-	-	-
030 - Inflation & Price List Adjustments									
Cost of Goods & Services Increase/(Decrease)	-	-	7,902,923	7,714,050	-	48,026	140,847	-	-
Subtotal	-	-	7,902,923	7,714,050	-	48,026	140,847	-	-

Summary of 2019-21 Biennium Budget

**Corrections, Dept of
Health Services
2019-21 Biennium**

**Governor's Budget
Cross Reference Number: 29100-010-00-00-00000**

<i>Description</i>	<i>Positions</i>	<i>Full-Time Equivalent (FTE)</i>	<i>ALL FUNDS</i>	<i>General Fund</i>	<i>Lottery Funds</i>	<i>Other Funds</i>	<i>Federal Funds</i>	<i>Nonlimited Other Funds</i>	<i>Nonlimited Federal Funds</i>
040 - Mandated Caseload									
040 - Mandated Caseload	-	-	(475,125)	(475,125)	-	-	-	-	-
050 - Fundshifts and Revenue Reductions									
050 - Fundshifts	-	-	-	-	-	-	-	-	-
060 - Technical Adjustments									
060 - Technical Adjustments	-	-	-	-	-	-	-	-	-
Subtotal: 2019-21 Current Service Level	571	559.27	283,264,920	279,055,505	-	715,055	3,494,360	-	-

Summary of 2019-21 Biennium Budget

**Corrections, Dept of
Health Services
2019-21 Biennium**

**Governor's Budget
Cross Reference Number: 29100-010-00-00-00000**

<i>Description</i>	<i>Positions</i>	<i>Full-Time Equivalent (FTE)</i>	<i>ALL FUNDS</i>	<i>General Fund</i>	<i>Lottery Funds</i>	<i>Other Funds</i>	<i>Federal Funds</i>	<i>Nonlimited Other Funds</i>	<i>Nonlimited Federal Funds</i>
Subtotal: 2019-21 Current Service Level	571	559.27	283,264,920	279,055,505	-	715,055	3,494,360	-	-
070 - Revenue Reductions/Shortfall									
070 - Revenue Shortfalls	-	-	-	-	-	-	-	-	-
Modified 2019-21 Current Service Level	571	559.27	283,264,920	279,055,505	-	715,055	3,494,360	-	-
080 - E-Boards									
080 - May 2018 E-Board	-	-	-	-	-	-	-	-	-
Subtotal Emergency Board Packages	-	-	-	-	-	-	-	-	-
Policy Packages									
081 - September 2018 Emergency Board	-	-	-	-	-	-	-	-	-
090 - Analyst Adjustments	(1)	(0.50)	(7,849,205)	(7,849,205)	-	-	-	-	-
091 - Statewide Adjustment DAS Chgs	-	-	-	-	-	-	-	-	-
092 - Statewide AG Adjustment	-	-	-	-	-	-	-	-	-
101 - Norway Best Practices	-	-	-	-	-	-	-	-	-
102 - Public Safety Center Campus (PSCC)	-	-	-	-	-	-	-	-	-
103 - Electronic Health Records	-	-	1,500,000	1,500,000	-	-	-	-	-
104 - Linn & Douglas FTE Adjustment	-	-	-	-	-	-	-	-	-
105 - Research & Data FTE and Contracting	-	-	-	-	-	-	-	-	-
106 - IT Systems Sustainability	-	-	-	-	-	-	-	-	-
107 - Corrections Information System Rebuild	-	-	-	-	-	-	-	-	-
108 - DOC Intranet	-	-	-	-	-	-	-	-	-
109 - Central Support Initiatives	-	-	-	-	-	-	-	-	-
110 - Capital Renewal & Deferred Maintenance	-	-	-	-	-	-	-	-	-
111 - Correctional Services & Operations FTE	-	-	-	-	-	-	-	-	-

Summary of 2019-21 Biennium Budget

**Corrections, Dept of
Health Services
2019-21 Biennium**

**Governor's Budget
Cross Reference Number: 29100-010-00-00-00000**

<i>Description</i>	<i>Positions</i>	<i>Full-Time Equivalent (FTE)</i>	<i>ALL FUNDS</i>	<i>General Fund</i>	<i>Lottery Funds</i>	<i>Other Funds</i>	<i>Federal Funds</i>	<i>Nonlimited Other Funds</i>	<i>Nonlimited Federal Funds</i>
112 - Hospital Security Watches	-	-	-	-	-	-	-	-	-
113 - Other Funds Position Creation	-	-	-	-	-	-	-	-	-
114 - Payroll Cost Savings	-	-	-	-	-	-	-	-	-
115 - Westside Infirmary	-	-	-	-	-	-	-	-	-
116 - IT Services Staffing	-	-	-	-	-	-	-	-	-
117 - HR Staffing	-	-	-	-	-	-	-	-	-
118 - CJIS Compliance	-	-	-	-	-	-	-	-	-
119 - Safety & Fire Compliance	-	-	-	-	-	-	-	-	-
120 - Measure 17 Compliance	-	-	-	-	-	-	-	-	-
121 - Healthcare Staffing Conversion	-	-	-	-	-	-	-	-	-
122 - Certified Medication Aides	-	-	-	-	-	-	-	-	-
123 - Optimizing Special Housing	-	-	-	-	-	-	-	-	-
124 - Opioid Overdose Prevention	-	-	-	-	-	-	-	-	-
125 - Community Corrections Rate Study	-	-	-	-	-	-	-	-	-
Subtotal Policy Packages	(1)	(0.50)	(6,349,205)	(6,349,205)					
Total 2019-21 Governor's Budget	570	558.77	276,915,715	272,706,300		715,055	3,494,360		
Percentage Change From 2017-19 Leg Approved Budget	-0.18%	0.03%	4.15%	4.14%	-	7.20%	4.20%	-	-
Percentage Change From 2019-21 Current Service Level	-0.18%	-0.09%	-2.24%	-2.28%	-	-	-	-	-

Summary of 2019-21 Biennium Budget

**Corrections, Dept of
Offender Management & Rehabilitation
2019-21 Biennium**

**Governor's Budget
Cross Reference Number: 29100-011-00-00-00000**

<i>Description</i>	<i>Positions</i>	<i>Full-Time Equivalent (FTE)</i>	<i>ALL FUNDS</i>	<i>General Fund</i>	<i>Lottery Funds</i>	<i>Other Funds</i>	<i>Federal Funds</i>	<i>Nonlimited Other Funds</i>	<i>Nonlimited Federal Funds</i>
2017-19 Leg Adopted Budget	207	205.61	81,796,494	70,739,936	-	11,056,558	-	-	-
2017-19 Emergency Boards	-	-	1,623,689	1,623,689	-	-	-	-	-
2017-19 Leg Approved Budget	207	205.61	83,420,183	72,363,625	-	11,056,558	-	-	-
2019-21 Base Budget Adjustments									
Net Cost of Position Actions									
Administrative Biennialized E-Board, Phase-Out	-	0.89	2,152,510	2,152,510	-	-	-	-	-
Estimated Cost of Merit Increase			-	-	-	-	-	-	-
Base Debt Service Adjustment			-	-	-	-	-	-	-
Base Nonlimited Adjustment			-	-	-	-	-	-	-
Capital Construction			-	-	-	-	-	-	-
Subtotal 2019-21 Base Budget	207	206.50	85,572,693	74,516,135	-	11,056,558	-	-	-
Essential Packages									
010 - Non-PICS Pers Svc/Vacancy Factor									
Vacancy Factor (Increase)/Decrease	-	-	1,330,047	1,330,047	-	-	-	-	-
Non-PICS Personal Service Increase/(Decrease)	-	-	311,820	311,820	-	-	-	-	-
Subtotal	-	-	1,641,867	1,641,867	-	-	-	-	-
020 - Phase In / Out Pgm & One-time Cost									
021 - Phase - In	-	-	-	-	-	-	-	-	-
022 - Phase-out Pgm & One-time Costs	-	-	(1,500,000)	-	-	(1,500,000)	-	-	-
Subtotal	-	-	(1,500,000)	-	-	(1,500,000)	-	-	-
030 - Inflation & Price List Adjustments									
Cost of Goods & Services Increase/(Decrease)	-	-	2,169,772	1,516,574	-	653,198	-	-	-
Subtotal	-	-	2,169,772	1,516,574	-	653,198	-	-	-

Summary of 2019-21 Biennium Budget

**Corrections, Dept of
Offender Management & Rehabilitation
2019-21 Biennium**

**Governor's Budget
Cross Reference Number: 29100-011-00-00-00000**

<i>Description</i>	<i>Positions</i>	<i>Full-Time Equivalent (FTE)</i>	<i>ALL FUNDS</i>	<i>General Fund</i>	<i>Lottery Funds</i>	<i>Other Funds</i>	<i>Federal Funds</i>	<i>Nonlimited Other Funds</i>	<i>Nonlimited Federal Funds</i>
040 - Mandated Caseload									
040 - Mandated Caseload	-	-	(169,618)	(169,618)	-	-	-	-	-
050 - Fundshifts and Revenue Reductions									
050 - Fundshifts	-	-	-	-	-	-	-	-	-
060 - Technical Adjustments									
060 - Technical Adjustments	3	3.00	(645,028)	(645,028)	-	-	-	-	-
Subtotal: 2019-21 Current Service Level	210	209.50	87,069,686	76,859,930	-	10,209,756	-	-	-

Summary of 2019-21 Biennium Budget

**Corrections, Dept of
Offender Management & Rehabilitation
2019-21 Biennium**

**Governor's Budget
Cross Reference Number: 29100-011-00-00-00000**

<i>Description</i>	<i>Positions</i>	<i>Full-Time Equivalent (FTE)</i>	<i>ALL FUNDS</i>	<i>General Fund</i>	<i>Lottery Funds</i>	<i>Other Funds</i>	<i>Federal Funds</i>	<i>Nonlimited Other Funds</i>	<i>Nonlimited Federal Funds</i>
Subtotal: 2019-21 Current Service Level	210	209.50	87,069,686	76,859,930	-	10,209,756	-	-	-
070 - Revenue Reductions/Shortfall									
070 - Revenue Shortfalls	-	-	-	-	-	-	-	-	-
Modified 2019-21 Current Service Level	210	209.50	87,069,686	76,859,930	-	10,209,756	-	-	-
080 - E-Boards									
080 - May 2018 E-Board	-	-	-	-	-	-	-	-	-
Subtotal Emergency Board Packages	-	-	-	-	-	-	-	-	-
Policy Packages									
081 - September 2018 Emergency Board	-	-	-	-	-	-	-	-	-
090 - Analyst Adjustments	(1)	(1.00)	(1,755,837)	(1,615,837)	-	(140,000)	-	-	-
091 - Statewide Adjustment DAS Chgs	-	-	-	-	-	-	-	-	-
092 - Statewide AG Adjustment	-	-	(13,872)	(13,872)	-	-	-	-	-
101 - Norway Best Practices	-	-	-	-	-	-	-	-	-
102 - Public Safety Center Campus (PSCC)	-	-	-	-	-	-	-	-	-
103 - Electronic Health Records	-	-	-	-	-	-	-	-	-
104 - Linn & Douglas FTE Adjustment	-	-	-	-	-	-	-	-	-
105 - Research & Data FTE and Contracting	-	-	-	-	-	-	-	-	-
106 - IT Systems Sustainability	-	-	-	-	-	-	-	-	-
107 - Corrections Information System Rebuild	-	-	-	-	-	-	-	-	-
108 - DOC Intranet	-	-	-	-	-	-	-	-	-
109 - Central Support Initiatives	-	-	-	-	-	-	-	-	-
110 - Capital Renewal & Deferred Maintenance	-	-	-	-	-	-	-	-	-
111 - Correctional Services & Operations FTE	-	-	-	-	-	-	-	-	-

Summary of 2019-21 Biennium Budget

**Corrections, Dept of
Offender Management & Rehabilitation
2019-21 Biennium**

**Governor's Budget
Cross Reference Number: 29100-011-00-00-00000**

<i>Description</i>	<i>Positions</i>	<i>Full-Time Equivalent (FTE)</i>	<i>ALL FUNDS</i>	<i>General Fund</i>	<i>Lottery Funds</i>	<i>Other Funds</i>	<i>Federal Funds</i>	<i>Nonlimited Other Funds</i>	<i>Nonlimited Federal Funds</i>
112 - Hospital Security Watches	-	-	-	-	-	-	-	-	-
113 - Other Funds Position Creation	-	-	-	-	-	-	-	-	-
114 - Payroll Cost Savings	-	-	-	-	-	-	-	-	-
115 - Westside Infirmary	-	-	-	-	-	-	-	-	-
116 - IT Services Staffing	-	-	-	-	-	-	-	-	-
117 - HR Staffing	-	-	-	-	-	-	-	-	-
118 - CJIS Compliance	-	-	-	-	-	-	-	-	-
119 - Safety & Fire Compliance	-	-	-	-	-	-	-	-	-
120 - Measure 17 Compliance	-	-	-	-	-	-	-	-	-
121 - Healthcare Staffing Conversion	-	-	-	-	-	-	-	-	-
122 - Certified Medication Aides	-	-	-	-	-	-	-	-	-
123 - Optimizing Special Housing	-	-	-	-	-	-	-	-	-
124 - Opioid Overdose Prevention	-	-	-	-	-	-	-	-	-
125 - Community Corrections Rate Study	-	-	-	-	-	-	-	-	-
Subtotal Policy Packages	(1)	(1.00)	(1,769,709)	(1,629,709)	-	(140,000)	-	-	-
Total 2019-21 Governor's Budget	209	208.50	85,299,977	75,230,221	-	10,069,756	-	-	-
Percentage Change From 2017-19 Leg Approved Budget	0.97%	1.41%	2.25%	3.96%	-	-8.93%	-	-	-
Percentage Change From 2019-21 Current Service Level	-0.48%	-0.48%	-2.03%	-2.12%	-	-1.37%	-	-	-

Summary of 2019-21 Biennium Budget

**Corrections, Dept of
Debt Service
2019-21 Biennium**

**Governor's Budget
Cross Reference Number: 29100-086-00-00-00000**

<i>Description</i>	<i>Positions</i>	<i>Full-Time Equivalent (FTE)</i>	<i>ALL FUNDS</i>	<i>General Fund</i>	<i>Lottery Funds</i>	<i>Other Funds</i>	<i>Federal Funds</i>	<i>Nonlimited Other Funds</i>	<i>Nonlimited Federal Funds</i>
2017-19 Leg Adopted Budget	-	-	115,055,745	114,017,232	-	-	-	-	1,038,513
2017-19 Emergency Boards	-	-	1	(43,041)	-	43,042	-	-	-
2017-19 Leg Approved Budget	-	-	115,055,746	113,974,191	-	43,042	-	-	1,038,513
2019-21 Base Budget Adjustments									
Net Cost of Position Actions									
Administrative Biennialized E-Board, Phase-Out	-	-	-	-	-	-	-	-	-
Estimated Cost of Merit Increase	-	-	-	-	-	-	-	-	-
Base Debt Service Adjustment	-	-	1,964,964	2,106,399	-	(43,042)	-	-	(98,393)
Base Nonlimited Adjustment	-	-	-	-	-	-	-	-	-
Capital Construction	-	-	-	-	-	-	-	-	-
Subtotal 2019-21 Base Budget	-	-	117,020,710	116,080,590	-	-	-	-	940,120
020 - Phase In / Out Pgm & One-time Cost									
021 - Phase - In	-	-	-	-	-	-	-	-	-
022 - Phase-out Pgm & One-time Costs	-	-	-	-	-	-	-	-	-
Subtotal	-	-	-	-	-	-	-	-	-
040 - Mandated Caseload									
040 - Mandated Caseload	-	-	-	-	-	-	-	-	-
050 - Fundshifts and Revenue Reductions									
050 - Fundshifts	-	-	-	-	-	-	-	-	-
060 - Technical Adjustments									
060 - Technical Adjustments	-	-	-	-	-	-	-	-	-
Subtotal: 2019-21 Current Service Level	-	-	117,020,710	116,080,590	-	-	-	-	940,120

Summary of 2019-21 Biennium Budget

**Corrections, Dept of
Debt Service
2019-21 Biennium**

**Governor's Budget
Cross Reference Number: 29100-086-00-00-00000**

<i>Description</i>	<i>Positions</i>	<i>Full-Time Equivalent (FTE)</i>	<i>ALL FUNDS</i>	<i>General Fund</i>	<i>Lottery Funds</i>	<i>Other Funds</i>	<i>Federal Funds</i>	<i>Nonlimited Other Funds</i>	<i>Nonlimited Federal Funds</i>
Subtotal: 2019-21 Current Service Level	-	-	117,020,710	116,080,590	-	-	-	-	940,120
070 - Revenue Reductions/Shortfall									
070 - Revenue Shortfalls	-	-	-	-	-	-	-	-	-
Modified 2019-21 Current Service Level	-	-	117,020,710	116,080,590	-	-	-	-	940,120
080 - E-Boards									
080 - May 2018 E-Board	-	-	-	-	-	-	-	-	-
Subtotal Emergency Board Packages	-	-	-	-	-	-	-	-	-
Policy Packages									
081 - September 2018 Emergency Board	-	-	-	-	-	-	-	-	-
090 - Analyst Adjustments	-	-	-	-	-	-	-	-	-
091 - Statewide Adjustment DAS Chgs	-	-	-	-	-	-	-	-	-
092 - Statewide AG Adjustment	-	-	-	-	-	-	-	-	-
101 - Norway Best Practices	-	-	-	-	-	-	-	-	-
102 - Public Safety Center Campus (PSCC)	-	-	-	-	-	-	-	-	-
103 - Electronic Health Records	-	-	-	-	-	-	-	-	-
104 - Linn & Douglas FTE Adjustment	-	-	-	-	-	-	-	-	-
105 - Research & Data FTE and Contracting	-	-	-	-	-	-	-	-	-
106 - IT Systems Sustainability	-	-	-	-	-	-	-	-	-
107 - Corrections Information System Rebuild	-	-	377,387	377,387	-	-	-	-	-
108 - DOC Intranet	-	-	-	-	-	-	-	-	-
109 - Central Support Initiatives	-	-	-	-	-	-	-	-	-
110 - Capital Renewal & Deferred Maintenance	-	-	1,579,589	1,579,589	-	-	-	-	-
111 - Correctional Services & Operations FTE	-	-	-	-	-	-	-	-	-

Summary of 2019-21 Biennium Budget

**Corrections, Dept of
Debt Service
2019-21 Biennium**

**Governor's Budget
Cross Reference Number: 29100-086-00-00-00000**

<i>Description</i>	<i>Positions</i>	<i>Full-Time Equivalent (FTE)</i>	<i>ALL FUNDS</i>	<i>General Fund</i>	<i>Lottery Funds</i>	<i>Other Funds</i>	<i>Federal Funds</i>	<i>Nonlimited Other Funds</i>	<i>Nonlimited Federal Funds</i>
112 - Hospital Security Watches	-	-	-	-	-	-	-	-	-
113 - Other Funds Position Creation	-	-	-	-	-	-	-	-	-
114 - Payroll Cost Savings	-	-	-	-	-	-	-	-	-
115 - Westside Infirmary	-	-	-	-	-	-	-	-	-
116 - IT Services Staffing	-	-	-	-	-	-	-	-	-
117 - HR Staffing	-	-	-	-	-	-	-	-	-
118 - CJIS Compliance	-	-	-	-	-	-	-	-	-
119 - Safety & Fire Compliance	-	-	-	-	-	-	-	-	-
120 - Measure 17 Compliance	-	-	-	-	-	-	-	-	-
121 - Healthcare Staffing Conversion	-	-	-	-	-	-	-	-	-
122 - Certified Medication Aides	-	-	-	-	-	-	-	-	-
123 - Optimizing Special Housing	-	-	-	-	-	-	-	-	-
124 - Opioid Overdose Prevention	-	-	-	-	-	-	-	-	-
125 - Community Corrections Rate Study	-	-	-	-	-	-	-	-	-
Subtotal Policy Packages	-	-	1,956,976	1,956,976	-	-	-	-	-
Total 2019-21 Governor's Budget	-	-	118,977,686	118,037,566	-	-	-	-	940,120
Percentage Change From 2017-19 Leg Approved Budget	-	-	3.41%	3.57%	-	-100.00%	-	-	-9.47%
Percentage Change From 2019-21 Current Service Level	-	-	1.67%	1.69%	-	-	-	-	-

Summary of 2019-21 Biennium Budget

**Corrections, Dept of
Capital Improvements
2019-21 Biennium**

**Governor's Budget
Cross Reference Number: 29100-088-00-00-00000**

<i>Description</i>	<i>Positions</i>	<i>Full-Time Equivalent (FTE)</i>	<i>ALL FUNDS</i>	<i>General Fund</i>	<i>Lottery Funds</i>	<i>Other Funds</i>	<i>Federal Funds</i>	<i>Nonlimited Other Funds</i>	<i>Nonlimited Federal Funds</i>
2017-19 Leg Adopted Budget	-	-	2,824,471	2,824,471	-	-	-	-	-
2017-19 Emergency Boards	-	-	-	-	-	-	-	-	-
2017-19 Leg Approved Budget	-	-	2,824,471	2,824,471	-	-	-	-	-
2019-21 Base Budget Adjustments									
Net Cost of Position Actions									
Administrative Biennialized E-Board, Phase-Out	-	-	-	-	-	-	-	-	-
Estimated Cost of Merit Increase	-	-	-	-	-	-	-	-	-
Base Debt Service Adjustment	-	-	-	-	-	-	-	-	-
Base Nonlimited Adjustment	-	-	-	-	-	-	-	-	-
Capital Construction	-	-	-	-	-	-	-	-	-
Subtotal 2019-21 Base Budget	-	-	2,824,471	2,824,471	-	-	-	-	-
020 - Phase In / Out Pgm & One-time Cost									
021 - Phase - In	-	-	-	-	-	-	-	-	-
022 - Phase-out Pgm & One-time Costs	-	-	-	-	-	-	-	-	-
Subtotal	-	-	-	-	-	-	-	-	-
030 - Inflation & Price List Adjustments									
Cost of Goods & Services Increase/(Decrease)	-	-	107,330	107,330	-	-	-	-	-
Subtotal	-	-	107,330	107,330	-	-	-	-	-
040 - Mandated Caseload									
040 - Mandated Caseload	-	-	-	-	-	-	-	-	-
050 - Fundshifts and Revenue Reductions									
050 - Fundshifts	-	-	-	-	-	-	-	-	-
060 - Technical Adjustments									

Summary of 2019-21 Biennium Budget

**Corrections, Dept of
Capital Improvements
2019-21 Biennium**

**Governor's Budget
Cross Reference Number: 29100-088-00-00-00000**

<i>Description</i>	<i>Positions</i>	<i>Full-Time Equivalent (FTE)</i>	<i>ALL FUNDS</i>	<i>General Fund</i>	<i>Lottery Funds</i>	<i>Other Funds</i>	<i>Federal Funds</i>	<i>Nonlimited Other Funds</i>	<i>Nonlimited Federal Funds</i>
060 - Technical Adjustments	-	-	-	-	-	-	-	-	-
Subtotal: 2019-21 Current Service Level	-	-	2,931,801	2,931,801	-	-	-	-	-

Summary of 2019-21 Biennium Budget

**Corrections, Dept of
Capital Improvements
2019-21 Biennium**

**Governor's Budget
Cross Reference Number: 29100-088-00-00-00000**

<i>Description</i>	<i>Positions</i>	<i>Full-Time Equivalent (FTE)</i>	<i>ALL FUNDS</i>	<i>General Fund</i>	<i>Lottery Funds</i>	<i>Other Funds</i>	<i>Federal Funds</i>	<i>Nonlimited Other Funds</i>	<i>Nonlimited Federal Funds</i>
Subtotal: 2019-21 Current Service Level	-	-	2,931,801	2,931,801	-	-	-	-	-
070 - Revenue Reductions/Shortfall									
070 - Revenue Shortfalls	-	-	-	-	-	-	-	-	-
Modified 2019-21 Current Service Level	-	-	2,931,801	2,931,801	-	-	-	-	-
080 - E-Boards									
080 - May 2018 E-Board	-	-	-	-	-	-	-	-	-
Subtotal Emergency Board Packages	-	-	-	-	-	-	-	-	-
Policy Packages									
081 - September 2018 Emergency Board	-	-	-	-	-	-	-	-	-
090 - Analyst Adjustments	-	-	(107,330)	(107,330)	-	-	-	-	-
091 - Statewide Adjustment DAS Chgs	-	-	-	-	-	-	-	-	-
092 - Statewide AG Adjustment	-	-	-	-	-	-	-	-	-
101 - Norway Best Practices	-	-	-	-	-	-	-	-	-
102 - Public Safety Center Campus (PSCC)	-	-	-	-	-	-	-	-	-
103 - Electronic Health Records	-	-	-	-	-	-	-	-	-
104 - Linn & Douglas FTE Adjustment	-	-	-	-	-	-	-	-	-
105 - Research & Data FTE and Contracting	-	-	-	-	-	-	-	-	-
106 - IT Systems Sustainability	-	-	-	-	-	-	-	-	-
107 - Corrections Information System Rebuild	-	-	-	-	-	-	-	-	-
108 - DOC Intranet	-	-	-	-	-	-	-	-	-
109 - Central Support Initiatives	-	-	-	-	-	-	-	-	-
110 - Capital Renewal & Deferred Maintenance	-	-	-	-	-	-	-	-	-
111 - Correctional Services & Operations FTE	-	-	-	-	-	-	-	-	-

Summary of 2019-21 Biennium Budget

**Corrections, Dept of
Capital Improvements
2019-21 Biennium**

**Governor's Budget
Cross Reference Number: 29100-088-00-00-00000**

<i>Description</i>	<i>Positions</i>	<i>Full-Time Equivalent (FTE)</i>	<i>ALL FUNDS</i>	<i>General Fund</i>	<i>Lottery Funds</i>	<i>Other Funds</i>	<i>Federal Funds</i>	<i>Nonlimited Other Funds</i>	<i>Nonlimited Federal Funds</i>
112 - Hospital Security Watches	-	-	-	-	-	-	-	-	-
113 - Other Funds Position Creation	-	-	-	-	-	-	-	-	-
114 - Payroll Cost Savings	-	-	-	-	-	-	-	-	-
115 - Westside Infirmary	-	-	-	-	-	-	-	-	-
116 - IT Services Staffing	-	-	-	-	-	-	-	-	-
117 - HR Staffing	-	-	-	-	-	-	-	-	-
118 - CJIS Compliance	-	-	-	-	-	-	-	-	-
119 - Safety & Fire Compliance	-	-	-	-	-	-	-	-	-
120 - Measure 17 Compliance	-	-	-	-	-	-	-	-	-
121 - Healthcare Staffing Conversion	-	-	-	-	-	-	-	-	-
122 - Certified Medication Aides	-	-	-	-	-	-	-	-	-
123 - Optimizing Special Housing	-	-	-	-	-	-	-	-	-
124 - Opioid Overdose Prevention	-	-	-	-	-	-	-	-	-
125 - Community Corrections Rate Study	-	-	-	-	-	-	-	-	-
Subtotal Policy Packages	-	-	(107,330)	(107,330)	-	-	-	-	-
Total 2019-21 Governor's Budget	-	-	2,824,471	2,824,471	-	-	-	-	-
Percentage Change From 2017-19 Leg Approved Budget	-	-	-	-	-	-	-	-	-
Percentage Change From 2019-21 Current Service Level	-	-	-3.66%	-3.66%	-	-	-	-	-

Summary of 2019-21 Biennium Budget

**Corrections, Dept of
Capital Construction
2019-21 Biennium**

**Governor's Budget
Cross Reference Number: 29100-089-00-00-00000**

<i>Description</i>	<i>Positions</i>	<i>Full-Time Equivalent (FTE)</i>	<i>ALL FUNDS</i>	<i>General Fund</i>	<i>Lottery Funds</i>	<i>Other Funds</i>	<i>Federal Funds</i>	<i>Nonlimited Other Funds</i>	<i>Nonlimited Federal Funds</i>
2017-19 Leg Adopted Budget	-	-	38,493,534	-	-	38,493,534	-	-	-
2017-19 Emergency Boards	-	-	54,000	-	-	54,000	-	-	-
2017-19 Leg Approved Budget	-	-	38,547,534	-	-	38,547,534	-	-	-
2019-21 Base Budget Adjustments									
Net Cost of Position Actions									
Administrative Biennialized E-Board, Phase-Out	-	-	-	-	-	-	-	-	-
Estimated Cost of Merit Increase	-	-	-	-	-	-	-	-	-
Base Debt Service Adjustment	-	-	-	-	-	-	-	-	-
Base Nonlimited Adjustment	-	-	-	-	-	-	-	-	-
Capital Construction	-	-	(38,547,534)	-	-	(38,547,534)	-	-	-
Subtotal 2019-21 Base Budget	-	-	-	-	-	-	-	-	-
020 - Phase In / Out Pgm & One-time Cost									
021 - Phase - In	-	-	-	-	-	-	-	-	-
022 - Phase-out Pgm & One-time Costs	-	-	-	-	-	-	-	-	-
Subtotal	-	-	-	-	-	-	-	-	-
040 - Mandated Caseload									
040 - Mandated Caseload	-	-	-	-	-	-	-	-	-
050 - Fundshifts and Revenue Reductions									
050 - Fundshifts	-	-	-	-	-	-	-	-	-
060 - Technical Adjustments									
060 - Technical Adjustments	-	-	-	-	-	-	-	-	-
Subtotal: 2019-21 Current Service Level	-	-	-	-	-	-	-	-	-

Summary of 2019-21 Biennium Budget

**Corrections, Dept of
Capital Construction
2019-21 Biennium**

**Governor's Budget
Cross Reference Number: 29100-089-00-00-00000**

<i>Description</i>	<i>Positions</i>	<i>Full-Time Equivalent (FTE)</i>	<i>ALL FUNDS</i>	<i>General Fund</i>	<i>Lottery Funds</i>	<i>Other Funds</i>	<i>Federal Funds</i>	<i>Nonlimited Other Funds</i>	<i>Nonlimited Federal Funds</i>
Subtotal: 2019-21 Current Service Level	-	-	-	-	-	-	-	-	-
070 - Revenue Reductions/Shortfall									
070 - Revenue Shortfalls	-	-	-	-	-	-	-	-	-
Modified 2019-21 Current Service Level	-	-	-	-	-	-	-	-	-
080 - E-Boards									
080 - May 2018 E-Board	-	-	-	-	-	-	-	-	-
Subtotal Emergency Board Packages	-	-	-	-	-	-	-	-	-
Policy Packages									
081 - September 2018 Emergency Board	-	-	-	-	-	-	-	-	-
090 - Analyst Adjustments	-	-	-	-	-	-	-	-	-
091 - Statewide Adjustment DAS Chgs	-	-	-	-	-	-	-	-	-
092 - Statewide AG Adjustment	-	-	-	-	-	-	-	-	-
101 - Norway Best Practices	-	-	-	-	-	-	-	-	-
102 - Public Safety Center Campus (PSCC)	-	-	-	-	-	-	-	-	-
103 - Electronic Health Records	-	-	-	-	-	-	-	-	-
104 - Linn & Douglas FTE Adjustment	-	-	-	-	-	-	-	-	-
105 - Research & Data FTE and Contracting	-	-	-	-	-	-	-	-	-
106 - IT Systems Sustainability	-	-	-	-	-	-	-	-	-
107 - Corrections Information System Rebuild	-	-	1,650,000	-	-	1,650,000	-	-	-
108 - DOC Intranet	-	-	-	-	-	-	-	-	-
109 - Central Support Initiatives	-	-	-	-	-	-	-	-	-
110 - Capital Renewal & Deferred Maintenance	-	-	47,110,068	-	-	47,110,068	-	-	-
111 - Correctional Services & Operations FTE	-	-	-	-	-	-	-	-	-

Summary of 2019-21 Biennium Budget

**Corrections, Dept of
Capital Construction
2019-21 Biennium**

**Governor's Budget
Cross Reference Number: 29100-089-00-00-00000**

<i>Description</i>	<i>Positions</i>	<i>Full-Time Equivalent (FTE)</i>	<i>ALL FUNDS</i>	<i>General Fund</i>	<i>Lottery Funds</i>	<i>Other Funds</i>	<i>Federal Funds</i>	<i>Nonlimited Other Funds</i>	<i>Nonlimited Federal Funds</i>
112 - Hospital Security Watches	-	-	-	-	-	-	-	-	-
113 - Other Funds Position Creation	-	-	-	-	-	-	-	-	-
114 - Payroll Cost Savings	-	-	-	-	-	-	-	-	-
115 - Westside Infirmary	-	-	-	-	-	-	-	-	-
116 - IT Services Staffing	-	-	-	-	-	-	-	-	-
117 - HR Staffing	-	-	-	-	-	-	-	-	-
118 - CJIS Compliance	-	-	-	-	-	-	-	-	-
119 - Safety & Fire Compliance	-	-	-	-	-	-	-	-	-
120 - Measure 17 Compliance	-	-	-	-	-	-	-	-	-
121 - Healthcare Staffing Conversion	-	-	-	-	-	-	-	-	-
122 - Certified Medication Aides	-	-	-	-	-	-	-	-	-
123 - Optimizing Special Housing	-	-	-	-	-	-	-	-	-
124 - Opioid Overdose Prevention	-	-	-	-	-	-	-	-	-
125 - Community Corrections Rate Study	-	-	-	-	-	-	-	-	-
Subtotal Policy Packages	-	-	48,760,068	-	-	48,760,068	-	-	-
Total 2019-21 Governor's Budget	-	-	48,760,068	-	-	48,760,068	-	-	-
Percentage Change From 2017-19 Leg Approved Budget	-	-	26.49%	-	-	26.49%	-	-	-
Percentage Change From 2019-21 Current Service Level	-	-	-	-	-	-	-	-	-

**Agencywide Program Unit Summary
2019-21 Biennium**

Version: Y - 01 - Governor's Budget

Summary Cross Reference Number	Cross Reference Description	2015-17 Actuals	2017-19 Leg Adopted Budget	2017-19 Leg Approved Budget	2019-21 Agency Request Budget	2019-21 Governor's Budget	2019-21 Leg. Adopted Audit
003-00-00-00000	Operations Division						
	General Fund	758,177,774	795,031,482	812,927,140	932,170,161	902,132,513	-
	Other Funds	16,028,931	14,003,062	14,103,137	18,179,209	18,178,755	-
	All Funds	774,206,705	809,034,544	827,030,277	950,349,370	920,311,268	-
004-00-00-00000	Central Administration						
	General Fund	70,867,903	88,505,831	89,705,898	109,263,326	99,397,617	-
	Other Funds	1,028,038	2,525,451	2,546,124	3,769,646	2,381,386	-
	Federal Funds	704,127	999,473	999,473	1,039,222	1,039,222	-
	All Funds	72,600,068	92,030,755	93,251,495	114,072,194	102,818,225	-
006-00-00-00000	Administrative Services Division						
	General Fund	62,249,475	58,172,004	58,682,884	110,617,850	72,136,674	-
	Other Funds	1,564,573	7,996,897	8,162,338	9,512,738	9,490,798	-
	All Funds	63,814,048	66,168,901	66,845,222	120,130,588	81,627,472	-
008-00-00-00000	Human Resources Division						
	General Fund	14,046,752	-	-	-	-	-
	Other Funds	3,970	-	-	-	-	-
	All Funds	14,050,722	-	-	-	-	-
009-00-00-00000	Community Corrections						
	General Fund	268,858,477	294,044,375	294,299,333	355,696,804	281,974,109	-

Summary Cross Reference Number	Cross Reference Description	2015-17 Actuals	2017-19 Leg Adopted Budget	2017-19 Leg Approved Budget	2019-21 Agency Request Budget	2019-21 Governor's Budget	2019-21 Leg. Adopted Audit
009-00-00-00000	Community Corrections						
	Other Funds	6,572,423	6,995,550	6,973,560	7,252,638	7,117,885	-
	All Funds	275,430,900	301,039,925	301,272,893	362,949,442	289,091,994	-
010-00-00-00000	Health Services						
	General Fund	241,137,196	257,728,587	261,857,821	299,676,232	272,706,300	-
	Other Funds	531,073	667,029	667,029	715,055	715,055	-
	Federal Funds	3,430,585	3,353,513	3,353,513	3,494,360	3,494,360	-
	All Funds	245,098,854	261,749,129	265,878,363	303,885,647	276,915,715	-
011-00-00-00000	Offender Management & Rehabilitation						
	General Fund	62,790,232	70,739,936	72,363,625	80,083,563	75,230,221	-
	Other Funds	8,866,707	11,056,558	11,056,558	10,209,756	10,069,756	-
	All Funds	71,656,939	81,796,494	83,420,183	90,293,319	85,299,977	-
086-00-00-00000	Debt Service						
	General Fund	124,139,216	114,017,232	113,974,191	124,534,360	118,037,566	-
	Other Funds	29,263,146	-	43,042	-	-	-
	Federal Funds	1,123,728	1,038,513	1,038,513	940,120	940,120	-
	All Funds	154,526,090	115,055,745	115,055,746	125,474,480	118,977,686	-
088-00-00-00000	Capital Improvements						
	General Fund	2,718,093	2,824,471	2,824,471	2,931,801	2,824,471	-

Summary Cross Reference Number	Cross Reference Description	2015-17 Actuals	2017-19 Leg Adopted Budget	2017-19 Leg Approved Budget	2019-21 Agency Request Budget	2019-21 Governor's Budget	2019-21 Leg. Adopted Audit
089-00-00-00000	Capital Construction						
	Other Funds	14,220,432	38,493,534	38,547,534	130,246,808	48,760,068	-
TOTAL AGENCY							
	General Fund	1,604,985,118	1,681,063,918	1,706,635,363	2,014,974,097	1,824,439,471	-
	Other Funds	78,079,293	81,738,081	82,099,322	179,885,850	96,713,703	-
	Federal Funds	5,258,440	5,391,499	5,391,499	5,473,702	5,473,702	-
	All Funds	1,688,322,851	1,768,193,498	1,794,126,184	2,200,333,649	1,926,626,876	-

PROGRAM PRIORITIZATION FOR 2019-21 CSL

PROGRAM PRIORITIZATION FOR 2019-21 CSL

Agency Name:		Oregon Department of Corrections																			
2019-21 Biennium		Agency Number: 29100																			
Agency-Wide Priorities for 2019-21 Biennium																					
1	2	3	4	5	6	7	8	10	11	12	13	14	15	16	17	18	19	20	21	22	
Priority (ranked with highest priority first)	Agency Initials	Program or Activity Initials	Program Unit/Activity Description	Identify Key Performance Measure(s)	Primary Purpose Program-Activity Code	GF	OF	NL-OF	FF	NL-FF	TOTAL FUNDS	Pos.	FTE	New or Enhanced Program (Y/N)	Included as Reduction Option (Y/N)	Legal Req. Code (C, D, FM, FO, S)	Legal Citation	Explain What is Mandatory (for C, FM, and FO Only)	Comments on Proposed Changes to CSL Included in Agency Request		
Agcy	Prgm/Div																				
1	1	DOC	ISH	Institution Security & Housing	4, 5, 7, 8, 9	5	656,946,438	-	-	-	-	\$ 656,946,438	2,574	2,565.62	N	Y	S,FM	Oregon Constitution Art. I Sec. 13, 16, 44; ORS 423.020 1 (a-d); ORS 423.075 5 (a-d); Case law based on the 8th Amendment US Constitution	Prohibition against undue rigor, cruel and unusual punishment, term of imprisonment to be fully served, 2003 Federal Prison Rape Elimination Act (PREA)	Standard inflation & forecast caseload impacts	
2	2	DOC	IFS	Institution Food Service	4, 7	5	59,178,949	932,771	-	-	-	60,111,720	144	143.51	N	Y	C,S,FM	Oregon Constitution Art I Sec 16; ORS 423.020 (d)	Adequate amounts of wholesome food	Standard inflation & forecast caseload impacts	
3	1	DOC	IMED	Inmate Medical Services	12	5	160,784,963	715,055	-	3,494,360	-	164,994,378	342	337.23	N	Y	C,FM	See text box on Health Services	See text box below	Extraordinary medical inflation	
4	4	DOC	PP	Institution Physical Plant	0	5	88,015,731	31,788	-	-	-	88,047,519	198	198.00	N	Y	C,S,FM	Oregon Constitution Art I Sec 16; ORS 423.020 (d)	Clean, safe institutions	Extraordinary medical inflation	
5	2	DOC	BHS	Behavioral Health Services	0	5	47,777,660	-	-	-	-	47,777,660	143	140.16	N	Y	C,FM	See text box on Health Services	See text box below	Extraordinary medical inflation	
6	2	DOC	OISC	Offender Information Sentence Computation	11	5	14,006,256	-	-	-	-	14,006,256	71	70.50	N	N	S	ORS 137.320; ORS 137.750; ORS 137.751	Authorizes execution of sentencing judgements; Authorizes earned time for inmates who are statutorily eligible and participate in programs	Standard inflation	
7	3	DOC	PHARM	Pharmacy	0	5	51,826,449	-	-	-	-	51,826,449	26	26.00	N	Y	C,FM	See text box on Health Services	See text box below	Extraordinary medical inflation	
8	3	DOC	LL	Institution Legal Library	0	5	2,613,564	-	-	-	-	2,613,564	13	13.00	N	Y	FM		Right to challenge the conditions of confinement and details of conviction	Standard inflation & forecast caseload impacts	
9	5	DOC	INTAKE	Intake & Assessment	1, 2, 10	5	5,423,505	-	-	-	-	5,423,505	23	23.00	N	N	0			Standard inflation	
10	4	DOC	DENT	Inmate Dental Services	0	5	18,885,149	-	-	-	-	18,885,149	60	55.88	N	Y	C,FM	See text box on Health Services	See text box below	Extraordinary medical inflation	
11	11	DOC	OPS- Admin	Administration - Statewide	0	5	5,347,984	2,111,946	-	-	-	7,459,930	10	9.50	N	Y	C,S	Oregon Constitution Art. I Sec. 13&16; ORS 423.020 (a); ORS 423.075 (5b)	Ensuring execution of agency process and procedures that protect confined persons	Standard inflation	
12	9	DOC	IAS	Institution Administration & Support	0	5	33,182,491	131,355	-	-	-	33,313,846	142	142.00	N	Y	C,S,FM	Oregon Constitution Art I Sec 13&16; ORS 423.020 (a); ORS 423.075 5(a-d); Case law based on the 8th Amendment US Constitution	Ensuring execution of agency process and procedures that protect confined persons	Standard inflation & forecast caseload impacts	
13	1	DOC	CCG	Grants to Counties	3	5	258,772,823	776,089	-	-	-	259,548,912	-	-	N	Y	S	ORS 423.505		Standard inflation & forecast caseload impacts	
14	2	DOC	CCG	Opt-Out Counties	3	5	23,288,790	1,749,543	-	-	-	25,038,333	60	60.00	N	Y	S	ORS 423.505		Standard inflation & forecast caseload impacts	
15	5	DOC	TPT	Operations Security Admin - Inmate Transport Statewide	0	5	19,740,618	99,774	-	-	-	19,840,392	73	72.00	Y	Y	C,S,FM	Oregon Constitution Art. I Sec. 11&16; ORS 423.075 c-d; Case law based on the 6th and 8th Amendment - US Constitution	Access to outside medical care, court appearances, safe housing in the case of conflicts	Standard inflation & forecast caseload impacts	
16	3	DOC	OPM	Office of Population Management	2, 3, 5, 7, 8, 9	5	2,337,846	-	-	-	-	2,337,846	8	8.00	N	N	S	ORS 181.800-801	Mandates sex offender assessment prior to release	Standard inflation	
17	10	DOC	OPS-CS	Central Services	0	5	1,031,712	730,569	-	-	-	1,762,281	3	3.00	N	Y	C,S,FM	Oregon Constitution Article I Section 16; ORS 423.075 5(a-d); ORS 421.180; Case law based on the 8th Amendment US Constitution	Receipt of legal mail, due process for grievances and discrimination complaints,	Standard inflation & forecast caseload impacts	
18	3	DOC	CCG	Comm Corrections Admin	3	5	21,697,584	4,727,006	-	-	-	26,424,590	9	9.00	N	Y	S	ORS 423.505		Standard inflation	
19	6	DOC	ISS	Institution Rehabilitation Services (Counseling)	10	5	28,717,972	-	-	-	-	28,717,972	117	117.00	N	Y	C,S	Oregon Constitution Art. I Sec 15; ORS 423.075 5(a-d)	Institution counseling services that provide access to programs supporting reformation.	Standard inflation & forecast caseload impacts	
20	6	DOC	ADED	Education, Training & Treatment	2, 3, 10	5	22,744,015	3,269,444	-	-	-	26,013,459	7	7.00	N	Y	C, S			Standard inflation	

PROGRAM PRIORITIZATION FOR 2019-21 CSL

21	7	DOC	IWPA	Institution Inmate Work Programs	1, 5	5	3,395,686	12,028,042	-	-	-	15,423,728	32	32.00	N	Y	C.S	ORS 423.020 1 (e); Oregon Constitution Art I Sec. 41	Productive work for all qualifying inmates	Standard inflation & forecast caseload impacts
22	4	DOC	TR	Reentry and Release	3,10,11	5	11,482,575	49,752	-	-	-	11,532,327	44	44.00	N	N	S			Standard inflation
23	1	DOC	OMR	Offender Management & Rehabilitation Admin	2,3,10,11	5	1,937,775	245,052	-	-	-	2,182,827	5	5.00	N	N	0			Standard inflation
24	7	DOC	RS	Religious Services & Restorative Justice	10	5	6,871,678	935,066	-	-	-	7,806,744	27	27.00	N	N	FM	Religious Land Use and Institutionalized Persons Act of 2000	Provide access to religious activities	Standard inflation
25	8	DOC	InS	Program Services	1,2,3,10	5	9,018,685	5,710,442	-	-	-	14,729,127	16	16.00	N	N	0			Standard inflation
26	8	DOC	ACT	Institution Inmate Activities	4,7	5	4,968,296	-	-	-	-	4,968,296	25	24.71	N	Y	C,S,FM	Oregon Constitution Article I Sec 16; ORS 423.020 1 (d); Case law based on the 8th	Access to exercise	Standard inflation & forecast caseload impacts
27	10	DOC	OBUS	Policy Business Services & Process Improvement	0	5	1,648,027	-	-	-	-	1,648,027	6	6.00	Y	Y	0			Standard inflation
28	4	DOC	CCG	Interstate Compact	3	5	988,938	-	-	-	-	988,938	4	4.00	N	N	S, FM	ORS 423.505		Standard inflation
29	1	DOC	CI	Capital Improvements	0	5	2,931,801	-	-	-	-	2,931,801	-	-	N	N				Standard inflation
30	9	DOC	ICA	Inmate & Community Advocacy	3,8,9,10,11,12	5	1,467,647	-	-	-	-	1,467,647	3	3.00	N	N	FM			Standard inflation
	NR	DOC	DO	Director's Office	0	5	1,919,280	88,696	-	-	-	2,007,976	5	5.00	N	N				Standard inflation
	NR	DOC	IA	Internal Audits	0	5	933,058	-	-	-	-	933,058	3	3.00	N	N				Standard inflation
	NR	DOC	AO	Agency-wide Overhead	0	5	61,640,829	359,395	-	-	482,022	62,482,246	-	-	N	N				Pricelist growth
	NR	DOC	RO	Research & Projects Office	0	5	3,088,587	-	-	-	-	3,088,587	11	11.00	N	N				Standard inflation
	NR	DOC	OPB	CFO - Planning & Budget	0	5	3,053,700	-	-	-	-	3,053,700	10	10.00	N	N				Standard inflation
	NR	DOC	IGA	Inspector General - Admin	0	5	2,387,647	-	-	557,200	-	2,944,847	8	8.00	N	N				Standard inflation
	NR	DOC	SIU	Inspector General - Special Investigations	0	5	7,113,826	-	-	-	-	7,113,826	26	26.00	N	N				Standard Inflation
	NR	DOC	HRGS	Inspector General - Hearings	0	5	5,391,345	-	-	-	-	5,391,345	22	22.00	N	N				Standard Inflation
	NR	DOC	IPM	Inspector General - Inmate Phone System	0	5	-	668,398	-	-	-	668,398	3	3.00	N	N				Standard Inflation
	NR	DOC	COM	Office of Communications	11	5	1,903,847	-	-	-	-	1,903,847	7	7.00	N	N				Standard Inflation
	NR	DOC	FISC	CFO - Fiscal Services	0	5	17,403,521	293,348	-	-	-	17,696,869	76	75.09	N	N				Standard inflation
	NR	DOC	FACS	Facility Services	6	5	10,265,803	568,501	-	-	-	10,834,304	29	29.00	N	N				Standard inflation
	NR	DOC	DS	Distribution Services	0	5	9,326,876	8,051,247	-	-	-	17,378,123	66	65.66	N	N				Standard inflation
	NR	DOC	ITS	Information Technology Services	0	5	23,250,076	161,623	-	-	-	23,411,699	82	82.00	N	N				Standard inflation
	NR	DOC	GS-AD	Assistant Director - Administrative Services	0	5	717,696	19,798	-	-	-	737,494	2	2.00	N	N				Standard inflation
	NR	DOC	HRSD	Human Resources	13	5	17,607,998	5,544	-	-	-	17,613,542	65	64.50	N	N				Standard inflation
	NR	DOC	DS	Debt Service	0	5	116,080,590	-	-	-	940,120	117,020,710	-	-	N	N				Biennialized growth for prior sales
	NA	DOC	CAPC	Capital Construction	0	5	-	-	-	-	-	-	-	-	N	N				0
							\$ 1,849,116,286	\$ 44,460,244	\$ -	\$ 4,533,582	\$ 940,120	\$ 1,899,050,232	4,600	4,575.36						

7. Primary Purpose Program/Activity Exists

- 1 Civil Justice
- 2 Community Development
- 3 Consumer Protection
- 4 Administrative Function
- 5 Criminal Justice
- 6 Economic Development
- 7 Education & Skill Development
- 8 Emergency Services
- 9 Environmental Protection
- 10 Public Health
- 11 Recreation, Heritage, or Cultural
- 12 Social Support

19. Legal Requirement Code

- C Constitutional
- D Debt Service
- FM Federal - Mandatory
- FO Federal - Optional (once you choose to participate, certain requirements exist)
- S Statutory

Document criteria used to prioritize activities:

- 1) Agency Mission, constitutional requirements and federal mandates
- 2) Public safety, staff and inmate safety, population management, inmate care & housing, community supervision
- 3) Impact on recidivism, behavior change, tools for successful re-entry into communities
- 4) Interrelationships and dependencies between related functions & programs
- 5) Benchmarks and key performance measures

10% REDUCTION OPTIONS (ORS 291.216)

ACTIVITY OR PROGRAM	DESCRIBE REDUCTION	AMOUNT AND FUND TYPE	RANK AND JUSTIFICATION
(WHICH PROGRAM OR ACTIVITY WILL NOT BE UNDERTAKEN)	(DESCRIBE THE EFFECTS OF THIS REDUCTION. INCLUDE POSITIONS AND FTE IN 2017-19 AND 2019-21)	(GF, LF, OF, FF. IDENTIFY REVENUE SOURCE FOR OF, FF)	(RANK THE ACTIVITIES OR PROGRAMS NOT UNDERTAKEN IN ORDER OF LOWEST COST FOR BENEFIT OBTAINED)
<p>1. Deactivate Mill Creek (Salem), Santiam (Salem), Powder River (Baker City), Columbia River (Portland), Warner Creek (Lakeview), Shutter Creek (North Bend), Deer Ridge (Madras), and South Fork Forest Camp (Tillamook) and release 3,554 minimum-custody male inmates to community corrections local supervision (on or about May 1, 2020).</p>	<p>Currently, the Director of the Department of Corrections does not have statutory authority to release offenders prior to their calculated sentence completion date, so this strategy is only possible if statutory changes permit early releases by administrative action. Making these reductions would result in the release of almost 3,600 offenders into the community and to the supervision of local community corrections agencies. The agency already has nearly 900 emergency beds online across the state, as well as two unstaffed and mothballed institutions (Oregon State Penitentiary Minimum in Salem and the Deer Ridge Correctional Institution minimum facility in Madras) as a result of cost savings measures. This eliminates the possibility of closing facilities and simply transferring adults in custody to other locations – they would have to be released to realize any savings.. The proposed savings are net of the additional community corrections supervision caseload funding impacts, termination costs and all related institution mothball costs.</p> <p>Deactivation of the Mill Creek facility would eliminate much of the outside work crew resources used in the community to</p>	<p>GENERAL FUND DIRECT AND INDIRECT IMPACT: \$103,573,065</p> <p>OTHER FUND DIRECT IMPACT: \$4,446,024</p> <p>TOTAL IMPACT: \$108,019,089</p>	<p>This is a workload/caseload reduction strategy that would involve the closure of eight facilities, each with unique agency missions. The lack of statutory/legal authority to early release inmates is a major hurdle and this approach has not been supported in previous budget reduction discussions. It is presented here in support of the belief that to achieve budget reductions of this magnitude, the only reasonable solution in the near term is to downsize the population.</p> <p>Change this significant cannot be achieved immediately. These estimates assume a minimum of a 10-month draw-down, being completed May 1, 2020. As such, the savings estimated reflect 14 months of the 2019-21 biennium.</p>

10% REDUCTION OPTIONS (ORS 291.216)

ACTIVITY OR PROGRAM	DESCRIBE REDUCTION	AMOUNT AND FUND TYPE	RANK AND JUSTIFICATION
	<p>provide savings for other local governments.</p> <p>Deactivation of Santiam Correctional Institution would eliminate a primary release facility in the Willamette Valley.</p> <p>Deactivation of Powder River Correctional Facility would eliminate alcohol & drug programs and a release facility on the east side of the state.</p> <p>Deactivation of the Deer Ridge facility would mean the entire institution would no longer house inmates. DOC recently shifted inmates out of the minimum facility and now houses minimum inmates in the medium complex. Since this strategy would call for deactivating male minimum beds except at the co-located facilities, both the medium and minimum complexes would be mothballed.</p> <p>Deactivation of Warner Creek and Shutter Creek would have a substantial impact to the rural communities where these institutions reside: Lakeview and North Bend, respectively. The combined biennial GF Personal Services for these two institutions in 2019-21 is \$39,297,544.</p> <p>Deactivation of the South Fork Forest Camp would terminate the cooperative relationship with the Forestry Department for forest-related work crews, and</p>		

10% REDUCTION OPTIONS (ORS 291.216)

ACTIVITY OR PROGRAM	DESCRIBE REDUCTION	AMOUNT AND FUND TYPE	RANK AND JUSTIFICATION
	<p>deactivation of the Columbia River Correctional Institution in Portland would shut down a major metropolitan releasing institution with significant programming and treatment capacity, and a medical hub for offsite medical connection to the Oregon Health & Science University.</p> <p>Up to 765 positions across all divisions with a combined GF Personal Services budget of \$161,567,941 (for a full biennium) would be eliminated and the placement within the department would be subject to the seniority system contained in the collective bargaining agreements with AFSCME and AOCE. Collectively, this would result in a 17% reduction in the agency workforce.</p> <p>At this point, all of the free-standing male minimum-custody facilities would be closed, with only the co-located minimum units for men at Two Rivers (Umatilla) and Snake River (Ontario) remaining active.</p>		
<p>2. Deactivate the Oregon State Correctional Institution (OSCI) Salem, OR and release 895 medium-custody inmates to community corrections local supervision (on or about May 1, 2020).</p>	<p>Similar to Option 1 (above), this option would also require early release authority, which has not been a concept supported by the broader public safety community. This strategy would either release medium-custody inmates (all releases in Option 1 are minimum-custody), or force the transfer</p>	<p>TOTAL GENERAL FUND IMPACT: \$32,751,970 GF</p>	<p>This is the last of the workload or population reduction strategies offered to meet the 10% reduction target.</p> <p>Important to note here is that the sum total of the two population strategies is \$136,325,035 GF, or 76% of the</p>

10% REDUCTION OPTIONS (ORS 291.216)

ACTIVITY OR PROGRAM	DESCRIBE REDUCTION	AMOUNT AND FUND TYPE	RANK AND JUSTIFICATION
	<p>of these inmates to other facilities where minimum custody inmates could then be released. This institution is the site for significant inmate work programs operated by Oregon Corrections Enterprises. These would need to either close or relocate due to the absence of an inmate workforce. This facility is also home to a unit that houses inmates with severe medical conditions, which would also need to be relocated.</p>		<p>total GF reduction target of \$173,303,570.</p>
<p>3. Proportional reduction to Community Corrections grants for local felony supervision (on or about July 1, 2019).</p>	<p>In the 2019-21 Current Service Level, funding for grants for parole, probation, and post-prison supervision is \$282,061,613 GF. Any reduction that reduces the funding level for this supervision responsibility below a statutorily-defined funding formula will trigger what is known as the “opt out,” which means simply that counties would have the option to “opt out” of their supervisory responsibilities and give that role back to the state.</p> <p>To date, Linn and Douglas Counties have elected that option and are now state-run county community corrections programs. If other counties were also to “opt out,” those county staff would likely become state employees and part of the Department of Corrections.</p>	<p>\$28,206,161 GF</p>	<p>Based on the magnitude of the overall reduction target, this must be considered as a proportional contribution, despite the operational and political risk. To consistently achieve budget reductions at this level, the entire felony caseload and certain misdemeanors will need to see proportional reductions; both incarceration and local supervision</p> <p>Although the DOC budget would decrease with the implementation of this strategy, the cost and risk to the counties would be significant as the released population would then need to be managed singularly by the counties in which the offenders are released.</p>
<p>4. Eliminate enhanced treatment funding for counties (on or about</p>	<p>As part of the funding strategy resulting from passage of BM 57 (2008), the</p>	<p>\$8,772,374 GF</p>	<p>This reduction option is the second strategy impacting funding for local</p>

10% REDUCTION OPTIONS (ORS 291.216)

ACTIVITY OR PROGRAM	DESCRIBE REDUCTION	AMOUNT AND FUND TYPE	RANK AND JUSTIFICATION
July 1, 2019).	<p>legislature approved \$15M GF for additional addiction treatment in local communities. \$5M of that was subsequently reduced in budget reduction exercises, but the inflated remainder is allocated to counties based on a grant application process each biennium.</p> <p>The importance of providing ongoing treatment for offenders on local supervision after their release from prison is well documented, as it relates to the increased probability of a successful re-entry back to their local communities. The long-term impact to the DOC budget would be the increased risk of increased recidivism, victimization, and re-incarceration.</p>		<p>community corrections programs and activities. This funding is not part of the statutorily-defined funding for caseload supervision and would not trigger an “opt-out” if cut.</p> <p>The reduction to this option has been adjusted down to meet the 10% reduction target for General Fund.</p>
5. Restrict the expenditure of Federal Funds (full biennium)	<p>The department has limited federal fund resources from which to make reductions. The primary federal revenue stream comes as a block grant allocation from the State Criminal Alien Assistance Program (SCAAP) and is directed to partially reimburse the agency for inmate medical expenses. Two other federal fund limitations are included in the 2019-21 budget and are carryover balances from grants received in prior biennia – these also are dedicated by grant terms and conditions, for the express purpose to which the funds were awarded. These funds may not be redirected to other agency needs.</p>	\$453,358 FF	<p>Since these funds may not be used for any other agency purpose, reducing federal funds limitation in this case would be counter-productive. Any reduction would simply result in DOC returning federal funds grant revenue to the granting agency.</p>

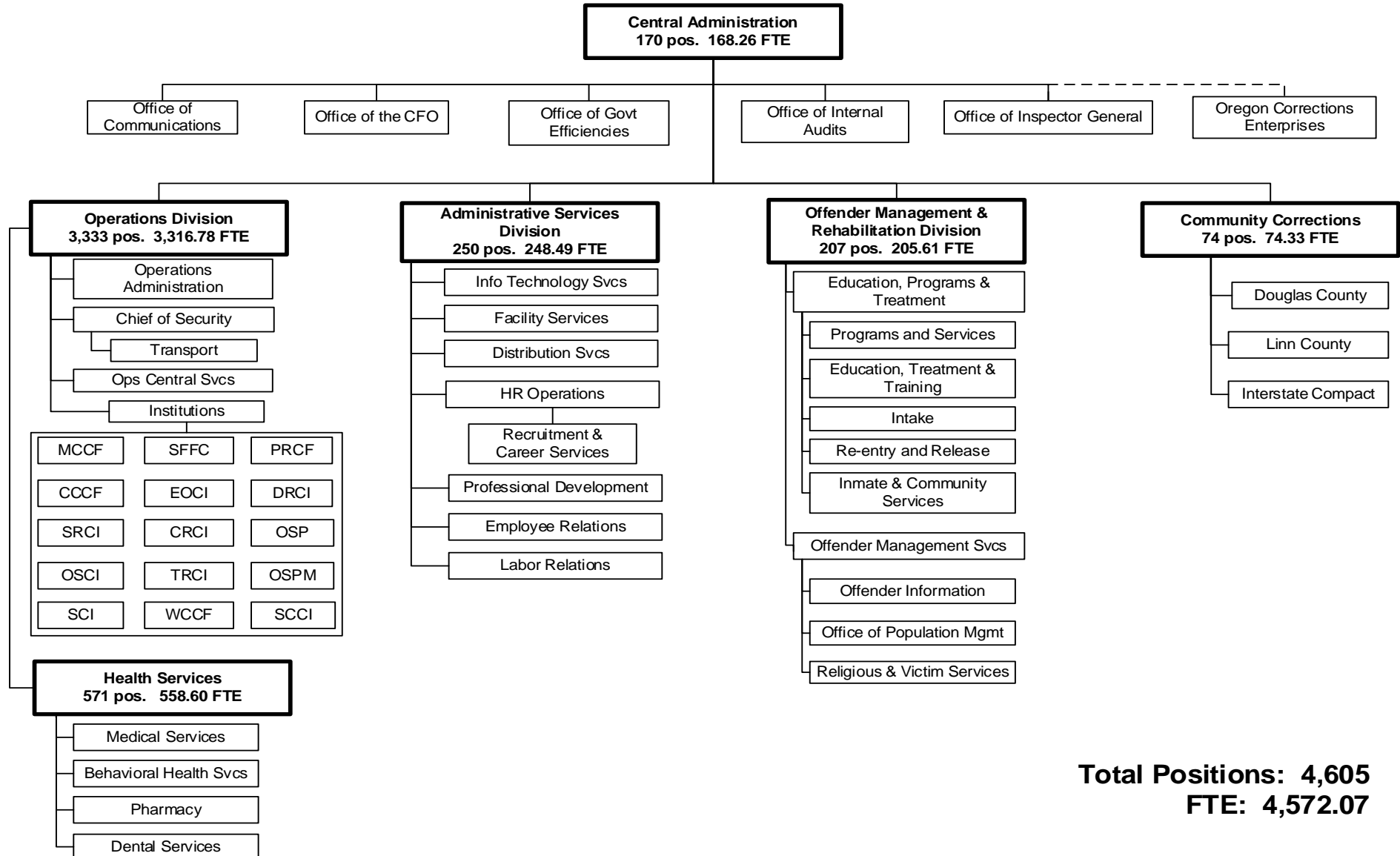
10% REDUCTION OPTIONS (ORS 291.216)

ACTIVITY OR PROGRAM	DESCRIBE REDUCTION	AMOUNT AND FUND TYPE	RANK AND JUSTIFICATION
AGENCY TOTALS		\$173,303,570 GF \$4,446,024 OF \$453,358 FF <hr style="width: 80%; margin: 0 auto;"/> \$178,202,952 TOTAL	

BUDGET NARRATIVE

OREGON DEPARTMENT OF CORRECTIONS

2017-19 Legislatively Approved Budget

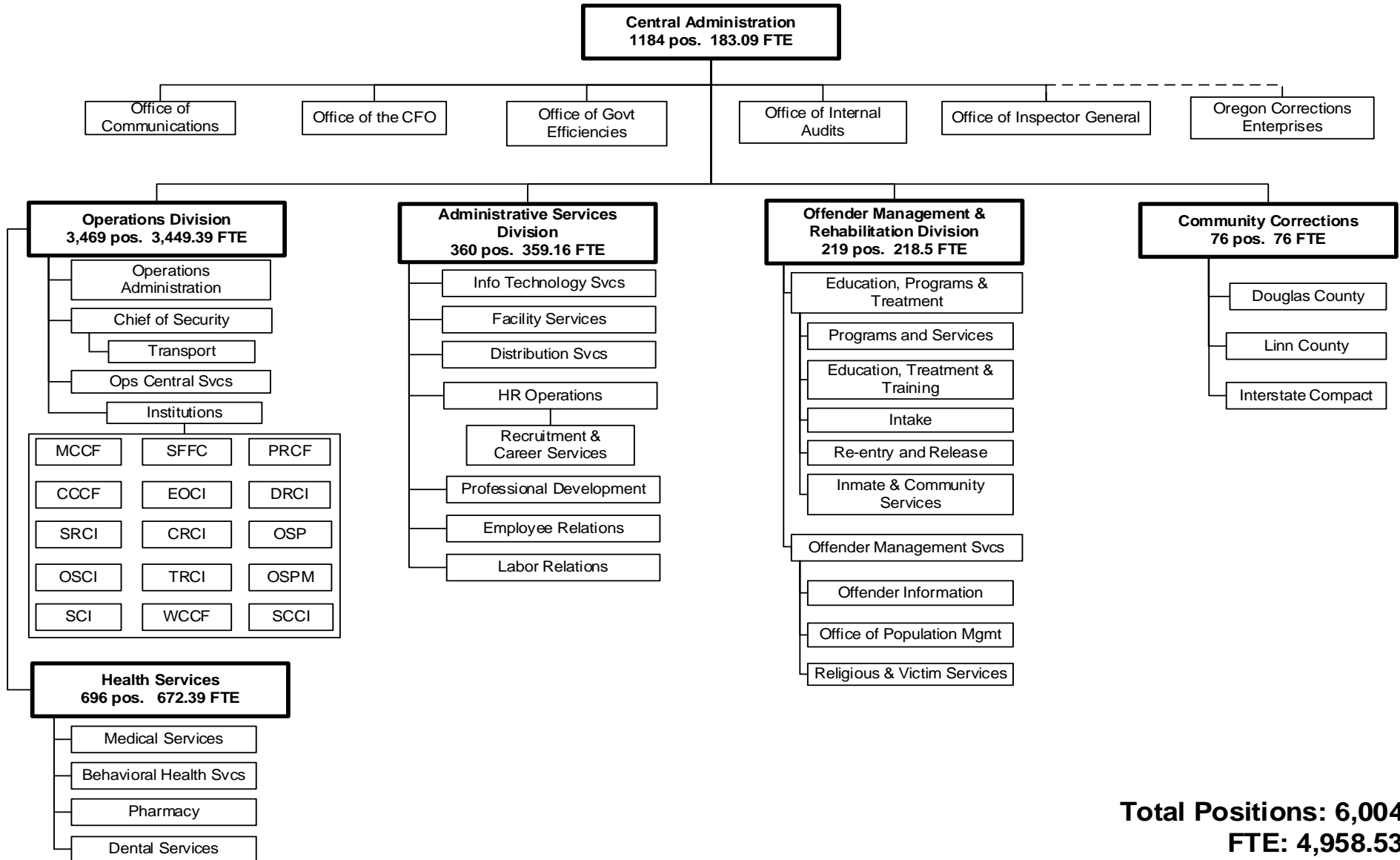


Total Positions: 4,605
FTE: 4,572.07

BUDGET NARRATIVE

OREGON DEPARTMENT OF CORRECTIONS

2019-21 Agency Request Budget

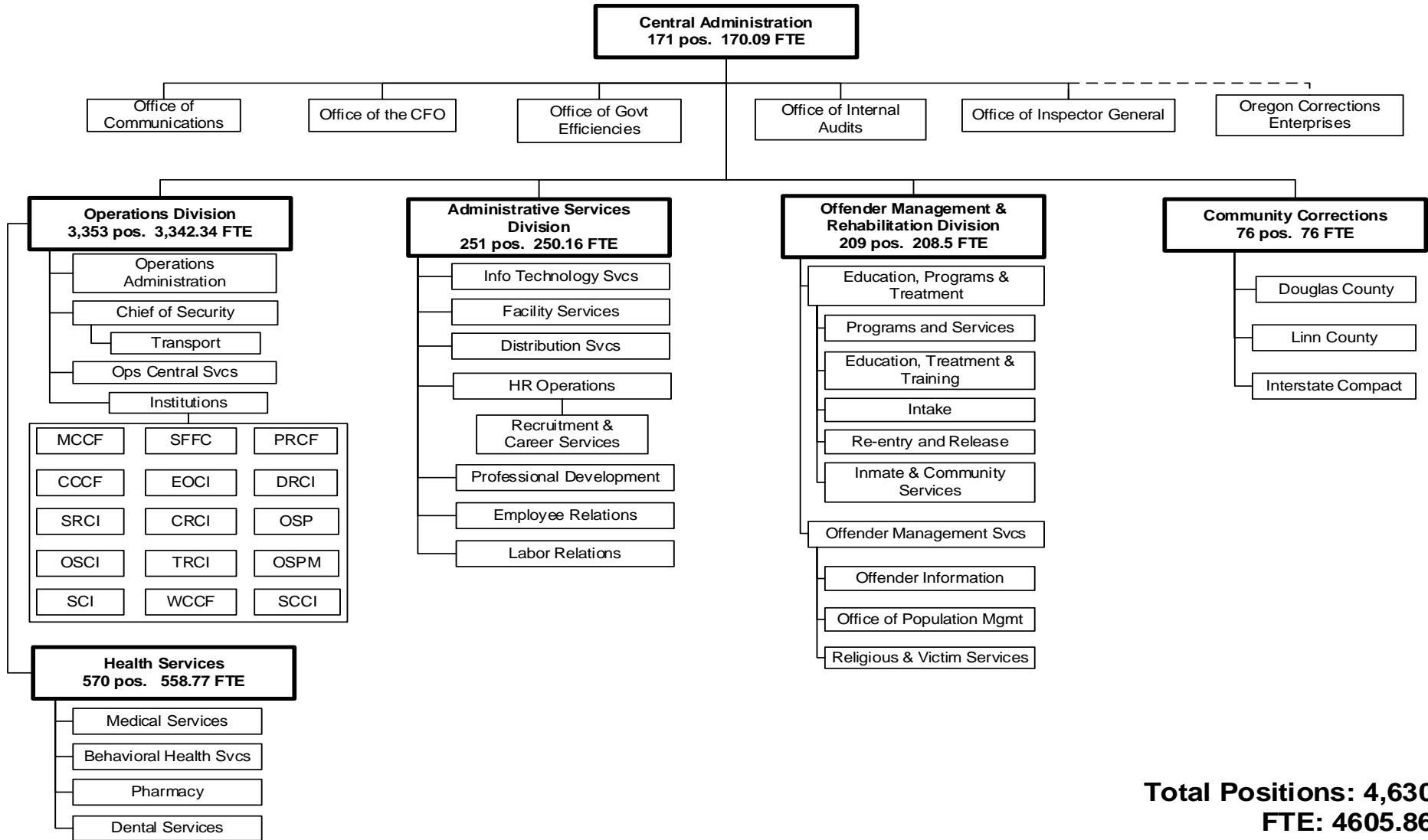


Total Positions: 6,004
FTE: 4,958.53

BUDGET NARRATIVE

OREGON DEPARTMENT OF CORRECTIONS

2019-21 Governor's Budget



Total Positions: 4,630
FTE: 4605.86

BUDGET NARRATIVE

This page intentionally left blank.

BUDGET NARRATIVE

Revenue Discussion

The 2019-21 Governor's Budget for the Department of Corrections is financed primarily with General Fund; 94.4% from General Fund, 5.3% from Other Funds and 0.3% from Federal Funds. For 2019-21, Other Fund revenues to fund requested expenditure limitation are projected at \$103,240,528 of which \$49,525,000 is General Fund Obligation Bonds and \$6,944,127 are Transfers In. Federal funds are anticipated for partial reimbursement of the costs to incarcerate illegal aliens and to subsidize DOC's Debt Service payments.

Other Funds

While not encompassing all other fund revenue, some highlights are:

Federal Revenues (as Other Funds) \$230,953

These funds come to the department from the Federal Government as an incentive for reporting individuals that are incarcerated who may be receiving social security assistance and due to their incarceration are no longer eligible.

Other Charges for Services \$24,829,270

The principle contributor to this account is the expected revenue from services provided to state or federal agencies and other clients by inmate work crews. Also included are revenues received from services provided by inmate training programs, commissary sales to inmates, and County supervision fees.

Fines & Forfeitures \$746,326

This revenue comes from charges to inmates for primarily provision of personal medical prostheses, and property damage and escape attempt costs. Also included are County non-sufficient check fees and drug court forfeitures.

Rents & Royalties \$331,152

This revenue comes from warehouse space rental, land leases, and easements.

General Fund Obligation Bonds \$49,525,000

The sale of General Fund Obligation Bonds will finance a portion of the department's most critical deferred maintenance issues.

Sales Income \$2,328,305

Sales Income is derived primarily from non-inmate food sales and sales of inmate-produced products. Also included in this account are surplus property sales, and real property sale proceeds.

Other Revenues \$4,270,365

BUDGET NARRATIVE

This account includes victim's restitution allocations to maintain the victim's notification program, as well as the Inmate Welfare Fund.

Transfer from Other State Agencies **\$6,944,127**

In addition to the Other Revenues above, the department expects to receive funds from various state agencies, the majority being a transfer of pass through criminal fines funding from the Department of Revenue for \$4,257,421 which is allocated to Oregon counties.

Federal Funds

Federal Funds **\$4,533,582**

Federal funds are expected to be available through the State Criminal Alien Assistance Program to partially reimburse the state for expenditures associated with the incarceration of illegal aliens. These funds are used as direct offsets for the costs of medical care.

Federal Funds **\$940,120**

These funds represent Build America Bonds from a federal program to help states pursue needed capital projects which build infrastructure and create jobs.

DETAIL OF LOTTERY FUNDS, OTHER FUNDS, AND FEDERAL FUNDS REVENUE

**Corrections, Dept of
2019-21 Biennium**

Agency Number: 29100

Cross Reference Number: 29100-000-00-00-00000

<i>Source</i>	2015-17 Actuals	2017-19 Leg Adopted Budget	2017-19 Leg Approved Budget	2019-21 Agency Request Budget	2019-21 Governor's Budget	2019-21 Leg. Adopted Audit
Other Funds						
Federal Revenues	149,000	130,342	130,342	230,953	230,953	-
Charges for Services	19,706,869	13,268,252	13,268,252	23,544,238	23,544,238	-
Admin and Service Charges	1,193,817	26,102	26,102	1,285,032	1,285,032	-
Fines and Forfeitures	578,424	139,126	139,126	746,326	746,326	-
Rents and Royalties	307,647	289,840	289,840	331,152	331,152	-
General Fund Obligation Bonds	14,146,582	38,493,534	38,493,534	132,400,000	49,525,000	-
Interest Income	263,123	12,994	110,036	33,446	33,446	-
Sales Income	2,144,929	1,971,038	1,971,038	2,328,305	2,328,305	-
Donations	75,777	14,045	14,045	81,567	81,567	-
Grants (Non-Fed)	369,159	194,618	194,618	397,365	397,365	-
Loan Repayments	-	34,563	34,563	-	-	-
Other Revenues	3,796,146	18,756,493	18,756,493	4,270,365	4,270,365	-
Transfer In - Intrafund	4,826,530	1,438,365	1,438,365	1,548,265	1,548,265	-
Transfer In Other	-	-	-	4,727,007	-	-
Tsfr From Administrative Svcs	7,711	-	-	-	-	-
Tsfr From Justice, Dept of	37,830	26,000	26,000	26,000	26,000	-
Tsfr From Revenue, Dept of	4,391,472	4,257,421	4,257,421	-	4,419,203	-
Tsfr From Criminal Justice Comm	513,500	532,500	532,500	552,735	552,735	-
Tsfr From Oregon Health Authority	200,000	-	-	-	-	-
Tsfr From HECC	319,400	189,850	189,850	189,850	189,850	-
Tsfr From Education, Dept of	166,811	208,074	208,074	208,074	208,074	-
Transfer Out - Intrafund	(3,411,163)	(1,438,365)	(1,438,365)	(1,548,265)	(1,548,265)	-
Tsfr To Administrative Svcs	(7,711)	-	-	-	-	-
Total Other Funds	\$49,775,853	\$78,544,792	\$78,641,834	\$171,352,415	\$88,169,611	-

DETAIL OF LOTTERY FUNDS, OTHER FUNDS, AND FEDERAL FUNDS REVENUE

Corrections, Dept of
2019-21 Biennium

Agency Number: 29100
Cross Reference Number: 29100-000-00-00-00000

<i>Source</i>	2015-17 Actuals	2017-19 Leg Adopted Budget	2017-19 Leg Approved Budget	2019-21 Agency Request Budget	2019-21 Governor's Budget	2019-21 Leg. Adopted Audit
Federal Funds						
Federal Funds	4,094,713	4,419,320	4,419,320	4,533,582	4,533,582	-
Total Federal Funds	\$4,094,713	\$4,419,320	\$4,419,320	\$4,533,582	\$4,533,582	-
Nonlimited Other Funds						
Refunding Bonds	27,167,985	-	-	-	-	-
Total Nonlimited Other Funds	\$27,167,985	-	-	-	-	-
Nonlimited Federal Funds						
Federal Funds	1,123,728	1,038,513	1,038,513	940,120	940,120	-
Total Nonlimited Federal Funds	\$1,123,728	\$1,038,513	\$1,038,513	\$940,120	\$940,120	-

DETAIL OF LOTTERY FUNDS, OTHER FUNDS, AND FEDERAL FUNDS REVENUE

Source	Fund	ORBITS Revenue Acct	2015-2017 Actual	2017-19 Legislatively Adopted	2017-19 Legislatively Approved	2019-21		
						Agency Request	Governor's Balanced	Legislatively Adopted
Social Security reporting incentive	Other	0355	\$149,000	\$130,342	\$130,342	\$230,953	\$230,953	\$0
Inmate Work Crews and Programs, ID Replacement Cards, Witness Fees, Copier revenue, Commissary sales, Oregon Trail Card pennies and County supervision fees	Other	0410	\$19,706,869	\$13,268,252	\$13,268,252	\$23,544,238	\$23,544,238	0
Admin & Service Charges	Other	0415	\$1,193,817	\$26,102	\$26,102	\$1,285,032	\$1,285,032	0
Charges to inmates for property damage, inmate victim restitution, Drug Court forfeitures and restitution for medical services	Other	0505	\$578,424	\$139,126	\$139,126	\$746,326	\$746,326	0
Warehouse space rental, land, building and tower leases, and easements	Other	0510	\$307,647	\$289,840	\$289,840	\$331,152	\$331,152	0
General Obligation Bonds	Other	0555	\$14,146,582	\$38,493,534	\$38,493,534	\$132,400,000	\$49,525,000	0
Refunding Bonds	Other	0575	\$81,739	0	0	0	0	0

DETAIL OF LOTTERY FUNDS, OTHER FUNDS, AND FEDERAL FUNDS REVENUE

Source	Fund	ORBITS Revenue Acct	2015-2017 Actual	2017-19 Legislatively Adopted	2017-19 Legislatively Approved	2019-21		
						Agency Request	Governor's Balanced	Legislatively Adopted
Interest Earnings from COPs is shifted to Other Funds from General Fund to pay Debt Service obligations previously financed with General Fund dollars	Other	0605	\$263,123	\$12,994	\$110,036	\$33,446	\$33,446	0
Real property sales, non-inmate food sales, sales of inmate-produced products, medical prostheses, legal records requests, Secure ID tokens, Oregon Youth Authority food sales, inmate work program sales and surplus property sales	Other	0705	\$2,144,929	\$1,971,038	\$1,971,038	\$2,328,305	\$2,328,305	0
Miscellaneous non-federal grants and donations	Other	0905	\$75,777	\$14,045	\$14,045	\$81,567	\$81,567	0
Grants (non-Federal)	Other	0910	\$369,159	\$194,618	\$194,618	\$397,365	\$397,365	0
Loan Repayments	Other	0925	0	\$34,563	\$34,563	0	0	0
Other Revenues, victim's restitution allocations, travel reimbursements, inmate victim restitution and personal medical equipment reimbursement	Other	0975	\$3,796,146	\$18,756,493	\$18,756,493	\$4,270,365	\$4,270,365	0

DETAIL OF LOTTERY FUNDS, OTHER FUNDS, AND FEDERAL FUNDS REVENUE

Source	Fund	ORBITS Revenue Acct	2015-2017 Actual	2017-19 Legislatively Adopted	2017-19 Legislatively Approved	2019-21		
						Agency Request	Governor's Balanced	Legislatively Adopted
Transfer of Inmate Welfare funds between programs. Transfer revenue between funds to properly align revenue to programs	Other	1010	\$4,826,530	\$1,438,365	\$1,438,365	\$1,548,265	\$1,548,265	0
Initial receipt of Inmate Welfare funds and recording movements of revenues between Department organizational units	Other	1050	0	0	0	\$4,727,007	0	0
Transfer from Administrative Services	Other	1107	\$7,711	0	0	0	0	0
Transfers from Department of Justice for Prison Industries Enhancement programs	Other	1137	\$37,830	\$26,000	\$26,000	\$26,000	\$26,000	0
Transfer from Department of Revenue for criminal fines	Other	1150	\$4,391,472	\$4,257,421	\$4,257,421	0	\$4,419,203	0

DETAIL OF LOTTERY FUNDS, OTHER FUNDS, AND FEDERAL FUNDS REVENUE

Source	Fund	ORBITS Revenue Acct	2015-2017 Actual	2017-19 Legislatively Adopted	2017-19 Legislatively Approved	2019-21		
						Agency Request	Governor's Balanced	Legislatively Adopted
Transfer from Criminal Justice Commission	Other	1213	\$513,500	\$532,500	\$532,500	\$552,735	\$552,735	0
Transfer from OHA	Other	1443	\$200,000	0	0	0	0	0
Transfers from HECC	Other	1525	\$319,400	\$189,850	\$189,850	\$189,850	\$189,850	0
Transfers from Department of Education for grants and inmate educational programs	Other	1581	\$166,811	\$208,074	\$208,074	\$208,074	\$208,074	0
Transfer of Inmate Welfare Funds between programs. Transfer revenue between funds to properly align revenue to programs	Other	2010	(\$3,411,163)	(\$1,438,365)	(\$1,438,365)	(\$1,548,265)	(\$1,548,265)	0
Transfer to Administrative Services	Other	2107	(\$7,711)	0	0	0	0	0
Federal funds from the State Criminal Alien Assistance Program (SCAAP), American Recovery and Reinvestment Act (ARRA), Build America Bonds and Federal grant for inmate educational programs	Federal	0995	\$5,218,441	\$5,457,833	\$5,457,833	\$5,473,702	\$5,473,702	0

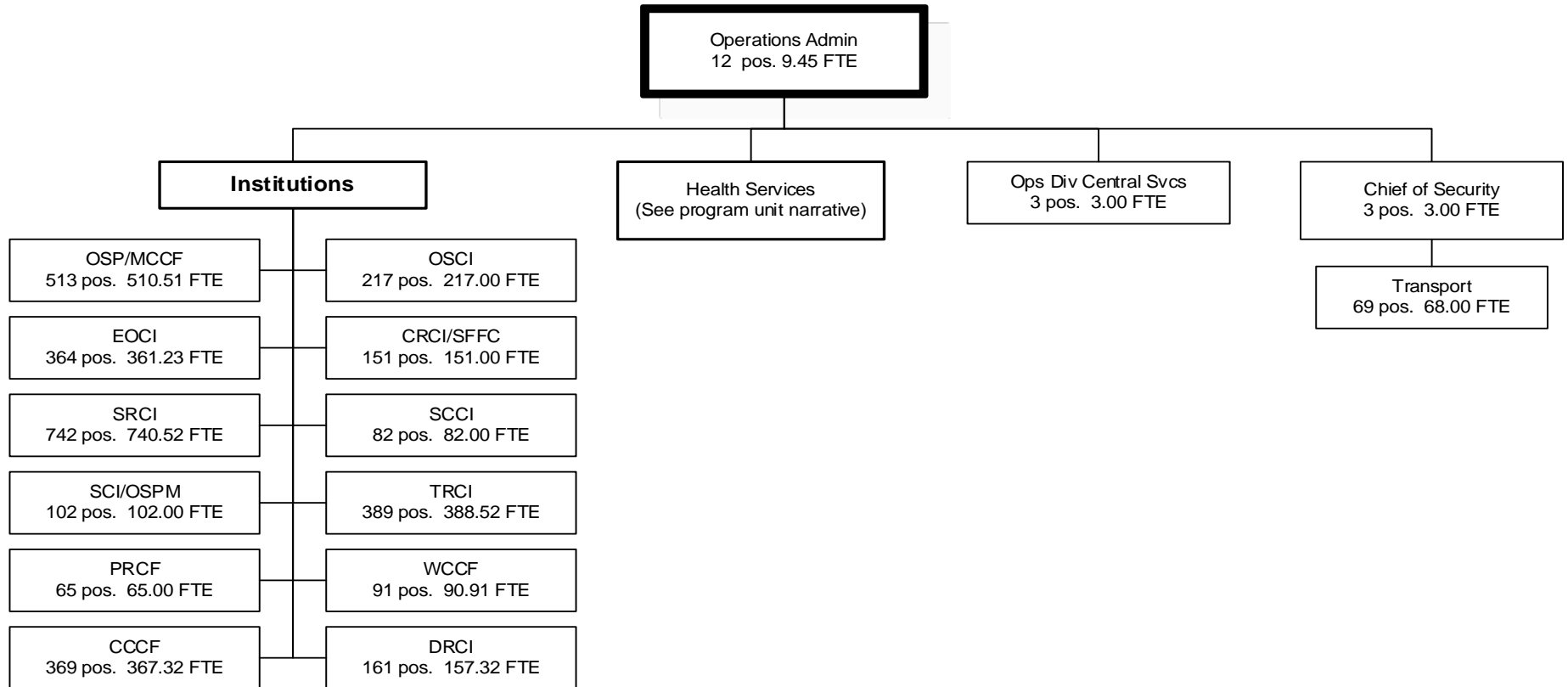
BUDGET NARRATIVE

OREGON DEPARTMENT OF CORRECTIONS

Operations Division Organizational Chart

(Excluding Health Services Program Unit)

2017-19 Legislatively Approved Budget



Total Positions: 3,333

FTE: 3,316.78

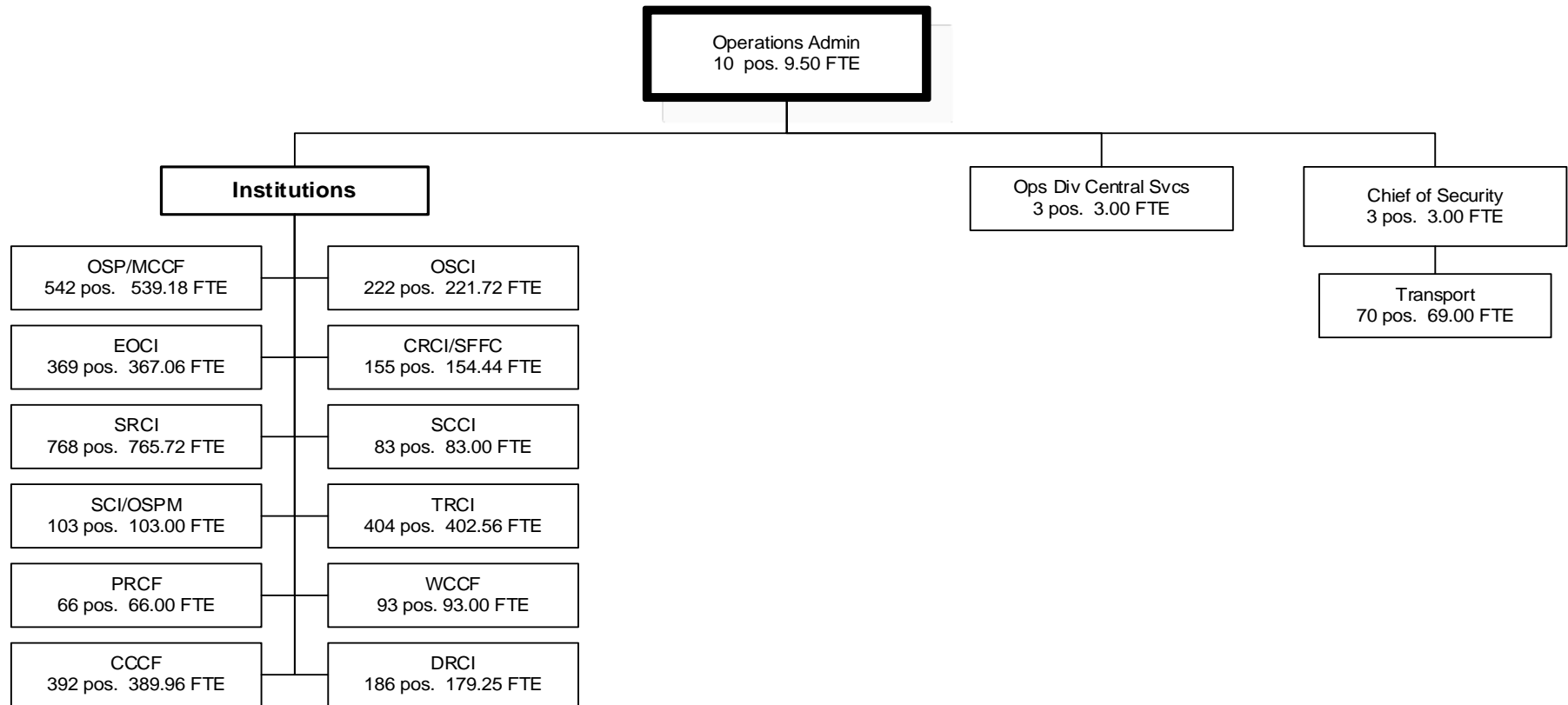
BUDGET NARRATIVE

OREGON DEPARTMENT OF CORRECTIONS

Operations Division Organizational Chart

(Excluding Health Services Program Unit)

2019-21 Agency Request Budget



Total Positions: 3,469

FTE: 3,449.39

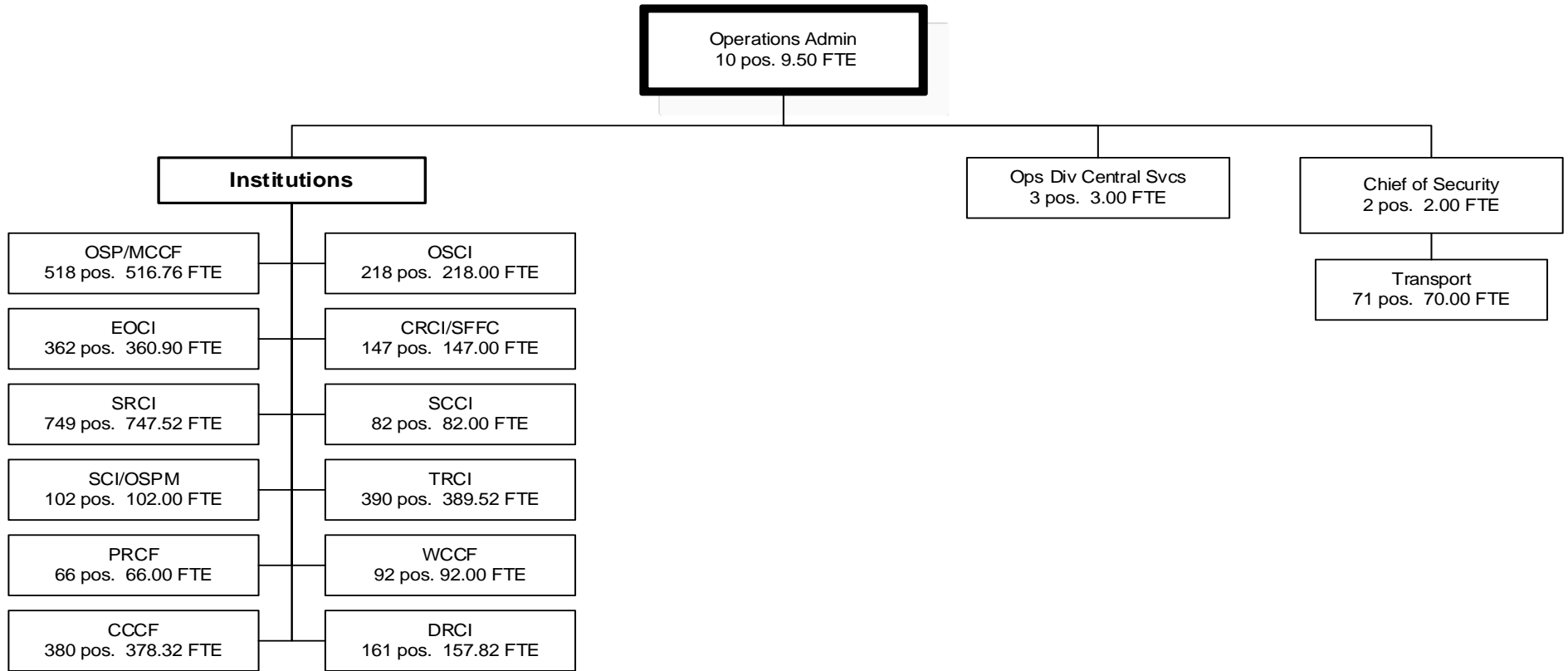
BUDGET NARRATIVE

OREGON DEPARTMENT OF CORRECTIONS

Operations Division Organizational Chart

(Excluding Health Services Program Unit)

2019-21 Governor's Budget



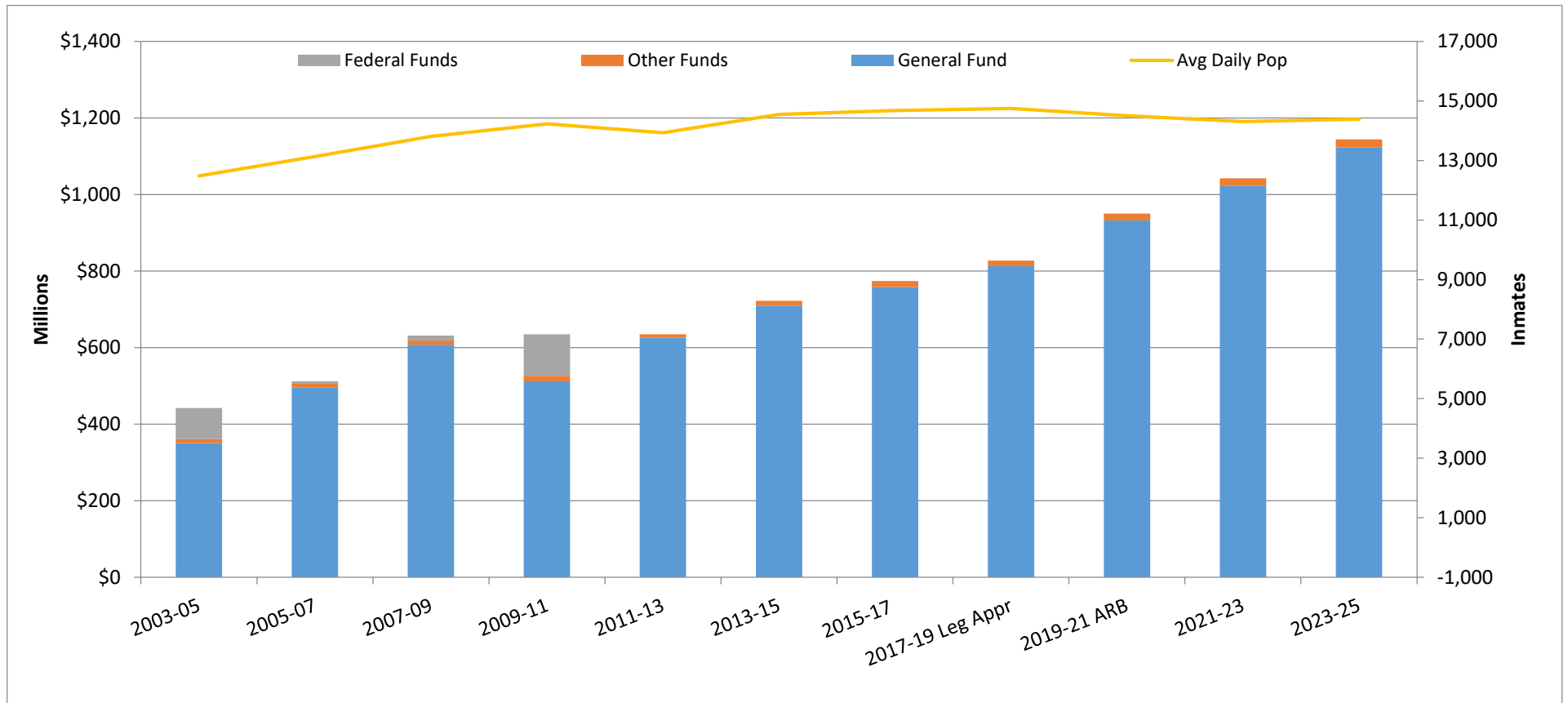
Total Positions: 3353
FTE: 3342.34

BUDGET NARRATIVE

Operations

Program Unit Executive Summary

- a. Long-Term Focus Areas that are impacted by the program: Healthy and Safe Oregonians
- b. Primary Program Contact: Michael Gower, Assistant Director for Operations
- c. Total Funds Budget



BUDGET NARRATIVE

d. Program Overview

The Operations Division is responsible for the overall security, housing, and daily operations for Oregon's adults in custody (AICs) who have committed felonies.

e. Program Funding Request

This program is requesting \$932,170,161 in General Fund to house adults who have been convicted of felony crimes and sentenced to more than 12 months of incarceration. This request includes funding for seven Policy Option Packages (POP), which are described in more detail later in this document. Estimated costs for 2021-23 are \$1,022,959,337 and \$1,123,019,886 for 2023-25.

f. Program Description

DOC provides care and custody for more than 14,900 individuals who have been convicted of felony crimes and sentenced to more than a 12-month period of incarceration. DOC has 14 active institutions, one of which is a female facility. AICs housed in DOC facilities have contact throughout each day with Operations Division employees. AICs work, complete programs, communicate with their families, and recreate under constant supervision of DOC staff.

The purpose of the Operations Division is to provide a safe, secure environment for AICs, and for staff to perform their duties and hold AICs accountable for their actions while reducing the risk of future criminal behavior. To accomplish this, staff (security and security-plus and non-custody) are duty stationed within institutions to maintain proper observation and control of day-to-day functions such as outside recreation, meals, showers, medical services, education, A&D treatment, work, general line movement, visiting, and other activities. AICs are assigned housing to minimize friction and are separated within an institution or moved to another facility when conflicts do occur. Movement is managed throughout the facility to allow the necessary degree of control over the safety and security of the prisons. Progressive privileges and consequences (based on behavior) allow AICs to make choices that determine their participation and activity levels. Work, education, organized activities, and programming occupy AICs time in pro-social ways that provide them with tools for re-entry to society. Staff engage AICs as part of the OAM, role modeling appropriate responses, reinforcing positive behavior, and redirecting AICs in day-to-day situations.

The primary cost driver for the Operations Division is the cost of staff associated overtime. The cost of AIC care (clothing, personal supplies, food, bedding, paper products, etc.) is a secondary driver, as is the cost to maintain aging equipment and facilities.

g. Program Justification and Link to Long-Term Outcomes

DOC's success in keeping convicted felons securely incarcerated for the duration of their sentence, operating safe and secure prisons, and providing opportunities for positive change are key components of public safety that contribute towards healthy and

BUDGET NARRATIVE

safe Oregonians. By effectively using the time individuals are in custody, DOC can increase their chances of a successful transition back to the community.

- 93 percent of AICs will eventually return to the community. Through the use of the OAM and Correctional Case Management (CCM), Operations Division staff support successful transition to society and help reduce the likelihood of future crime and victimization.
- Institution counselors prepare a Corrections Plan addressing criminality for each AICs using the assessments completed by the CSD at intake. Addressing causes of criminality during incarceration increases chances for successful re-entry.
- Operations Division staff work with the Community Corrections Division and the Parole Board to prepare a release plan for each AICs, increasing the individual’s chances of success as he/she transitions back to the community.
- DOC has increased the avenues for AICs to maintain contact with family and friends, which contributes to reducing recidivism.

h. Program Performance

Quantity Metric – Offender Population

The historical average daily AIC population figures below show an increase over the highlighted biennia. The Operations Division serves all AICs in the population on a daily basis, so total population numbers are an accurate reflection of numbers served. This measure is now reflected in the agency’s scorecard.

Average Daily Population

2007-09	13,809	2009-11	14,228	2011-13	14,125	2013-15	14,539	2015-17	15,568	2017-19	14845*	2019-21	14,503
---------	--------	---------	--------	---------	--------	---------	--------	---------	--------	---------	--------	---------	--------

*Average Daily Population based on April 2018 Prison Population Forecast

Quality Metric – Escapes

Numbers of escapes is one way to measure public safety. There have been no escapes from armed perimeter facilities over the last 10 years. DOC’s target and projected performance is zero escapes. This measure is now reflected in the agency’s scorecard.

Escapes from Armed Perimeter Facilities

2008	0	2009	0	2010	0	2011	0	2012	0	2013	0	2014	0	2015	0	2016	0	2017	0
------	---	------	---	------	---	------	---	------	---	------	---	------	---	------	---	------	---	------	---

Minimum-custody facilities are unarmed and may be unfenced. DOC staff are not authorized to pursue escapees from these facilities. DOC’s target projected performance is zero escapes. This measure is now reflected in the agency’s scorecard.

Escapes from Minimum-Custody Facilities

2008	2	2009	2	2010	0	2011	0	2012	2	2013	2	2014	4	2015	3	2016	4	2017	0
------	---	------	---	------	---	------	---	------	---	------	---	------	---	------	---	------	---	------	---

BUDGET NARRATIVE

AIC on work crews in the community have a much greater opportunity to leave DOC custody. The following data shows the average rate of walk-aways from work crews per month during the last ten years. DOC's target is 1.0 per month or less. This measure is now reflected in the agency's scorecard.

Work Crew Walk-aways

2008	.33	2009	.25	2010	.17	2011	.17	2012	.25	2013	.17	2014	0	2015	.16	2016	.50	2017	.16
------	-----	------	-----	------	-----	------	-----	------	-----	------	-----	------	---	------	-----	------	-----	------	-----

Quality Metric – Level 1 Sanctions

The information below shows the number of AICs sanctioned for the most serious kinds of negative behavior. This measure is an indicator of the safety of DOC institutions. This measure was changed in recent years, so a full 10 years of history is available for the first time. The measure is expressed in terms of monthly average Level 1 sanctions per 1,000 AICs. DOC's target is 9.3. This measure is now reflected in the agency's scorecard.

Level 1 Sanctions

2008	10.08	2009	9.48	2010	9.76	2011	11.02	2012	9.40	2013	8.58	2014	8.86	2015	9.04	2016	9.86	2017	10.67
------	-------	------	------	------	------	------	-------	------	------	------	------	------	------	------	------	------	------	------	-------

Quality Metric – Rate of Offender Assaults on Staff

The information below shows the average number of Class I assaults on individual staff per month per 1,000 employees. This is a measure of how safe DOC institutions are for staff. This measure has also been changed in recent years, so a full ten years of history is available for the first time. DOC's target through the reporting period and into the future is 1.7 average assaults per month per 1,000 staff. This measure has been below targeted since 2013 and is now reflected in the agency's scorecard.

Rate of Offender Assaults on Staff

2008	1.7	2009	1.33	2010	1.48	2011	1.64	2012	1.74	2013	1.30	2014	1.50	2015	1.63	2016	1.31	2017	1.75
------	-----	------	------	------	------	------	------	------	------	------	------	------	------	------	------	------	------	------	------

Cost Metric – Cost per Inmate per Day

The standard DOC published rate is a measure of the direct cost to house and supervise per AIC per day. It does not include the cost of administrative units, such as payroll, purchasing, human resources, and central administration.

Cost per Inmate per Day

2005-07	\$67.55	2007-09	\$77.78	2009-11	\$84.46	2011-13	\$84.81	2013-15	\$87.08	2015-17	\$96.92	2017-2019	\$108.26
---------	---------	---------	---------	---------	---------	---------	---------	---------	---------	---------	---------	-----------	----------

i. Enabling Legislation/Program Authorization

Institution Security and Housing, Food Services, Physical Plant, Correctional Rehabilitation Services, AIC Activities, and Institution

BUDGET NARRATIVE

and Division Administration are mandated by the Oregon Constitution Article I, Sections 13, 15, 16, and 44; ORS 423.020 1 (a-d); ORS 423.075 5 (a-d); the 2003 Federal Prison Rape Elimination Act (PREA); and OAR 291. The division is also guided by case law based on the 8th Amendment of the U.S. Constitution.

j. Describe the various funding streams that support the program

The Operations Division is primarily funded by General Fund. Just 1.7 percent of the unit's budget comes from Other Fund activities such as community work crews, meals sold to county jails and programs for seniors, AIC fines, sales of commissary items, and telephone revenue. The Operations Division receives no Federal Funds and has no dedicated state resources.

k. Describe how the 2019-21 funding proposal compares to the program authorized for the agency in 2017-19

Current Service Level continues the work of keeping Oregonians safe by housing AICs, holding them accountable for their actions, providing evidenced-based programs, and reducing the risk criminal behavior. The 2019-21 request increases funding for the Operations Division beyond Current Service Level through portions of three agency-wide policy option packages.

- Policy Package 101a – Norway Best Practices. This package component is to increase staffing to bring to Oregon the latest in effective gender-responsive cognitive interventions.
- Policy Package 111b – Correctional Services & Operations FTE. This package component requests to right size staffing needs at Deer Ridge Correctional Institution after the transition to the medium facility to reduce the levels of overtime, illness and safety risks to employees.
- Policy Package 112 – Hospital Security and Watches. This package seeks to address providing sufficient positions to provide security while AICs are admitted to medical facilities for treatment.
- Policy Package 113b – Other Funds Position Creation. This package component requests to establish additional other fund correctional officer positions that are necessary to fulfill work crew commitments.
- Policy Package 120 – Measure 17 Compliance. This package seeks to provide additional security positions to cover the expansion of the Oregon Corrections Enterprise laundry operation at the Oregon State Penitentiary.
- Policy Package 123 – Optimizing Special Housing. This package request additional positions for focused case management of men and women in the spectrum of segregation including those at risk of, currently housed in, or transitioning from segregation.
- Policy Package 124a – Opioid Overdose Prevention. This package component seeks to purchase mail scanners in an effort to increase our ability to stop the influx of drugs coming into our facilities through the mail, to protect the staff that handle the mail, and allow correspondence between the AICs and loved ones.

BUDGET NARRATIVE

- Policy Package 124b – Opioid Overdose Prevention. This package component seeks to purchase handheld narcotics analyzers to reduce the risk to staff being exposed to an illicit substance in order to test the substance.
- Policy Package 124d – Opioid Overdose Prevention. This package component seeks the purchase of body scanners to reduce contraband and drugs coming into the institutions.

Program Unit Narrative

The Operations Division is responsible for the overall security, housing, and daily operations of Oregon's incarcerated adults who have committed felonies. The division generally operates under Oregon Revised Statute (ORS) Chapter 179 and ORS Chapter 421. The Operations Division is under the direction of an Assistant Director with four subordinate administrative units: Institutions, Chief of Security, Operations Division Central Services, and Operations Administration. Health Services, which includes medical, dental, behavioral health and pharmacy, has historically been part of the Operations Division, however, as mentioned earlier, has become part of the Offender Management & Rehabilitation Division. Health Services will be discussed in greater detail under its own section.

Management reductions over past biennia have created circumstances where job duties have been redistributed, making it more difficult to monitor outcomes and adherence to standards and maintain contact with employees. Per legislative direction, DOC eliminated 20 management positions in 2011-13 and 21 management positions in 2013-15. The loss of positions in other areas has heavily impacted the work load of staff in this program. Projects and needs must be prioritized, streamlined, or not completed.

DOC accepts all adults remanded to state custody and has no independent release authority. Efforts to manage the volume of AICs entering the state's correctional system, such as HB 3194 (2013), have helped slow the rise in the AIC population. However, DOC continues to manage an AIC population forecasted to peak at 15,000 AICs during the summer of 2018 within existing prison capacity through the use of emergency beds. Even as the population begins to come down, some emergency beds for females and a majority of emergency beds for males will still be required throughout the 2017- 19 biennium. When paired with staff reductions, forced vacancies, and an inadequate post relief factor, it reduces the Operations Division's ability to effectively monitor and control AICs behavior. Additional beds and reduced staff make institutions less safe for staff and AICs.

The Operations Division relies on industry-specific studies and guidance to assist in measuring its own success and developing new initiatives. A few examples include:

- ***Bureau of Prisons / National Institute of Corrections (NIC)*** – NIC provides training, technical assistance, information services, and policy/program development assistance to federal, state, and local corrections agencies. DOC has joined NIC's efforts to address the specific wellness needs of the correctional field by participating in panel discussions, conferences, and informational webinars. DOC's director serves as the chair of the NIC Advisory Board and recently served as the chair of the

BUDGET NARRATIVE

Board's subcommittee on employee wellness. In addition, DOC's director serves as the chair for the American Correctional Association's Committee on staff wellness.

- **Disability Rights Oregon (DRO)** – In January of 2016, DOC committed to improve outcomes for AICs assigned to a specialized mental health unit called the Behavioral Health Unit (BHU). Part of this commitment has included consultation with an expert retained by the Oregon Department of Justice, who has helped contribute to DOC's own innovative plans to improve the conditions of BHU. Some of the primary goals of improved conditions include increased time out of cell for both structured treatment and activities, and increased time out of cell for unstructured recreation and leisure. Enhanced mental health and unit programming have also been vital in improving conditions, as have the need to increase both treatment space and staffing. This commitment is outlined in a Memorandum of Understanding between DOC and DRO. DOC provides quarterly reports to DRO, capturing a number of the desired areas of improvement.
- **Vera Institute of Justice** - DOC continues to implement recommendations made by the Vera Institute of Justice which also brings the agency into compliance with recommendations by the US Department of Justice, National Institute of Corrections, Association of State Correctional Administrators and DRO. DOC recognizes that restrictive housing is an important part of our management tools but should be a last resort and a more productive form of housing.
- **Minnesota Study** – A November 2011 study by the Minnesota DOC found that “visitation significantly decreased the risk of recidivism, a result that was robust across all of the Cox regression models that were estimated.” Further, the findings suggest that revising prison visitation policies to make them more “visitor friendly” could yield public safety benefits by helping AICs establish a continuum of social support from prison to the community, as well as more safe and secure prisons. As a result of the study, DOC has made many changes to increase AIC/family connectivity.

The Operations Division includes the following subunits, which are described in more detail below: Institutions, Chief of Security, Central Services, and Administration.

Institutions

Each of DOC's 14 active institutions is overseen by a superintendent who is responsible for the overall security, housing, and population management of incarcerated adults. The April 2018 prison population forecast indicates a peak in the number of AICs midway through the 17-19 biennium, with 14,404 AICs in the custody of the DOC by the end of the 2019-21 biennium. General Fund appropriations are the primary funding source for institutions, with some other funds support from sources such as AIC work programs and the Inmate Welfare Fund.

BUDGET NARRATIVE

DOC faces a number of challenges within its institutions. Among these is the continued use of temporary and emergency beds, despite a gradual decrease in AIC population, which has several implications. With additional beds and reduced staff presence, institutions could become less safe for staff and AICs. In addition, DOC has a number of aging facilities and an expanding list of deferred maintenance projects. Managing within existing resources continues to be a challenge and threatens the ability to operate facilities as designed. DOC prisons are:

- Oregon State Penitentiary, Salem (active medium/maximum facility; inactive minimum facility);
- Oregon State Correctional Institution, Salem;
- Mill Creek Correctional Facility, Salem;
- Santiam Correctional Institution, Salem;
- Columbia River Correctional Institution, Portland;
- South Fork Forest Camp, Tillamook;
- Shutter Creek Correctional Institution, North Bend;
- Eastern Oregon Correctional Institution, Pendleton;
- Coffee Creek Correctional Facility, Wilsonville;
- Powder River Correctional Facility, Baker City;
- Snake River Correctional Institution, Ontario;
- Two Rivers Correctional Institution, Umatilla;
- Warner Creek Correctional Facility, Lakeview; and
- Deer Ridge Correctional Institution, Madras (active medium facility operated as a minimum; inactive minimum facility).

Correctional institutions are organized and staffed based upon the following fundamental principles:

- Correctional institutions will:
 - Be secure, safe, civil, and productive environments for staff, AICs, and the public;
 - Ensure that all employees are active, visible, skilled participants in achieving the goals of the OAM and the mission of the department;
 - Operate cost-effectively through use of available AIC labor, automation, new technologies, and other strategies to achieve economies and efficiencies; and
 - Encourage AICs in learning and demonstrating responsible behaviors that support both the OAM and ongoing safe, orderly operations.

BUDGET NARRATIVE

- DOC prisons are organized to play a major role in the department's ongoing implementation of the OAM and CORE (performance metrics), which encompasses many department initiatives and projects, providing a foundation for AICs to lead successful lives upon release and the agency to monitor its progress in achieving DOC goals.
- Institution security practices, such as proactive security threat management and appropriate housing assignments, assist the department in holding AICs accountable for their actions, managing the AIC population within resource limits, and maintaining a safe and secure environment.
- The department encourages staff to influence AIC behavior positively, to acknowledge positive change, and to provide incentives for AICs to change their behavior while incarcerated and to reduce the risk of future criminal behavior.
- Structured activities and other cost-effective incentives are used to assist the department in controlling AIC behaviors, preparing AICs for transition through opportunities to practice responsible behaviors, enhancing staff and AIC interaction, and limiting AIC litigation.
- Meaningful work contributes to the success of AICs upon release. Most AICs have work assignments while incarcerated that assist in the development of an improved work ethic, work skills, and on-the-job experience as part of their preparation for re-entry to the community.
- Targeted programs and services are provided during incarceration through the use of individual AICs corrections plans to mitigate criminal risk factors and further preparing AICs to successfully transition back into their communities. The successful re-entry of AICs makes our communities safer for the citizens of Oregon.

Chief of Security

The Chief of Security is responsible for institution peer security audits, Emergency Preparedness, Special Weapons and Tactics teams (SWAT), Crisis Negotiator Teams (CNT), the staff deployment function, and AIC transport. The transport unit is the largest of these functions and is an integral part of DOC prison operations. DOC transports AICs for a variety of reasons, including:

- Medical appointments – Oregon and the U.S. Constitution guarantees the right to for all AICs to receive medical treatment. When DOC does not have the staff or facilities for specific medical treatment, they must be transported to an outside medical facility;
- Court appointments – Appearing in court is a right guaranteed by the U.S. Constitution;
- Housing and security management – It is sometimes necessary in the management of AICs to move them from one DOC facility to another;
- Programming needs;

BUDGET NARRATIVE

- Interstate compact transfers; and
- Coordination of new intakes from county facilities.

Operations Division Central Services

This program is responsible for policy development, central budget management, and use of automation within institutions, central coordination of institution food programs, planning and dietary certification of AIC menus, and central coordination of AIC work programs.

Operations Division Administration

The Operations Division Administration includes the Assistant Director, an Eastside and a Westside Institution Chief of Security Administrator, and support staff. Primary responsibilities are agency policy oversight and implementation strategies for consistent prison operations. This unit performs a key role in the overall management of a security system that includes multiple prison locations using a wide spectrum of technology and physical plant designs. The centralized oversight of the major functions that protect the public and provide the core functions of safe, secure, and orderly prisons, DOC is improving the consistency and quality of its security operations.

Expenditures by Fund Type, Positions and Full-Time Equivalents – 2019-21 Agency Request Budget

Program Sub-Unit	Position/ FTE	Revenue Sources			
		General Fund	Other Funds	Federal Fund	Total Fund
Operations Division Administration	10 / 9.5	\$5,680,566	\$2,111,946	\$0	\$7,792,512
Transport Unit	73 / 72.00	\$19,740,618	\$99,774	\$0	\$19,840,392
Operation Division Central Services	3 / 3.00	\$709,130	\$1,463,528	\$0	\$2,172,658
Institutions	3383 / 3364.89	\$906,039,847	\$14,503,961	\$0	\$920,543,808
Program Unit Total	3469 / 3449.39	\$932,170,161	\$18,179,209	\$0	\$950,349,370

Expenditures by Fund Type, Positions and Full-Time Equivalents – 2019-21 Governor’s Budget

Program Sub-Unit	Position/ FTE	Revenue Sources			
		General Fund	Other Funds	Federal Fund	Total Fund
Operations Division Administration	10 / 9.50	\$5,579,625	\$2,111,492	\$0	\$7,691,117
Transport Unit	73 / 72.00	\$19,698,137	\$99,774	\$0	\$19,797,911
Operation Division Central Services	3 / 3.00	\$707,724	\$1,463,528	\$0	\$2,171,252
Institutions	3267 / 3257.84	\$876,147,027	\$14,503,961	\$0	\$890,650,988
Program Unit Total	3353 / 3342.34	\$902,132,513	\$18,178,755	\$0	\$920,311,268

BUDGET NARRATIVE

Revenue Sources and Proposed Revenue Changes in Agency Request Budget

Federal State Criminal Alien Assistance Program (SCAAP) grant funds are part of the Operations Division appropriation for budgetary purposes, although the Health Services work unit, where the funds are used, is overseen by the Correctional Services Division. These funds are relatively small and do not require a match of state funds.

Other Funds are also a very small percentage of the Operations Division's funding (approx. 1.7 percent) and are primarily used to cover the cost of AIC activities and work programs. The constitution of the State of Oregon requires that any revenues earned in AIC work programs be restricted to the support of those AIC work programs.

Revenue Sources and Proposed Revenue Changes in Governor's Budget

The revenue sources and proposed changes in the Governor's Budget are reflected above accordingly.

BUDGET NARRATIVE

Operations Division

010 Non-PICS Psnl Svc / Vacancy Factor

Package Description

Purpose

This package includes three components: 1) The cost of Personal Services adjustments, such as inflation on non-PICS accounts, i.e., overtime, differentials, unemployment compensation, and mass transit taxes, which are not automatically generated by PICS; 2) An adjustment for the anticipated savings associated with normal employee turnover, commonly referred to as vacancy savings, which is developed using a formula prescribed by the Department of Administrative Services (DAS) Chief Financial Office (CFO) that considers both the savings and costs associated with normal turnover activity; and 3) An adjustment to the Public Employee Retirement System (PERS) Pension Obligation Bond assessment, which is also developed by the DAS CFO.

How Achieved

Non-PICS Accounts – With the exception of Mass Transit, adjustment amounts are computed by multiplying the above referenced accounts in the 2017-19 Base Budget by the standard inflation factor of 3.8%. Added to these amounts is the value of the exceptional inflation awarded to agencies that have both mandated caseload and 24/7 facilities. Overtime, Shift Differential and All Other Differential accounts have an additional above-standard inflation rate of 8.1%.

Vacancy Savings – Vacancy savings are computed using the formula and guidelines prescribed in the Budget and Legislative Concept Instructions and approved by the DAS CFO. This formulaic estimate of vacancy savings is then compared against the base budget, resulting in a package 010 adjustment.

PERS Pension Obligation Bonds – The Pension Obligation Bond amount is provided by the DAS CFO. This budgeted amount is distributed by DAS for Debt Service on PERS Pension Obligation Bonds. There is no inflation factor applied to Pension Obligation Bonds.

Agency Request Budget

Staffing Impact

None

BUDGET NARRATIVE

Revenue Source

General Fund	\$13,093,043
Other Funds	\$412,392

Governor's Budget

Staffing Impact

None

Revenue Source

General Fund	\$13,093,043
Other Funds	\$412,392

2021-23 Fiscal Impact

Actions approved in this package will have varying impacts on future periods. Normal inflation will be integrated into and become part of the Base Budget for 2021-23, as will the funding approved in the non-PICS exceptions. Vacancy savings are re-projected each biennium based on agency experience. The Pension Obligation Bond financing will be an ongoing liability for the agency.

ESSENTIAL AND POLICY PACKAGE FISCAL IMPACT SUMMARY

Corrections, Dept of
Pkg: 010 - Non-PICS Psnl Svc / Vacancy Factor

Cross Reference Name: Operations Division
Cross Reference Number: 29100-003-00-00-00000

<i>Description</i>	General Fund	Lottery Funds	Other Funds	Federal Funds	Nonlimited Other Funds	Nonlimited Federal Funds	All Funds
Revenues							
General Fund Appropriation	13,093,043	-	-	-	-	-	13,093,043
Transfer In - Intrafund	-	-	-	-	-	-	-
Total Revenues	\$13,093,043	-	-	-	-	-	\$13,093,043
Personal Services							
Overtime Payments	1,412,726	-	183,093	-	-	-	1,595,819
Shift Differential	264,952	-	984	-	-	-	265,936
All Other Differential	1,676,890	-	9,097	-	-	-	1,685,987
Public Employees' Retire Cont	739,012	-	42,553	-	-	-	781,565
Pension Obligation Bond	3,751,065	-	55,691	-	-	-	3,806,756
Social Security Taxes	256,618	-	14,781	-	-	-	271,399
Unemployment Assessments	9,196	-	-	-	-	-	9,196
Mass Transit Tax	1,911,672	-	10,480	-	-	-	1,922,152
Vacancy Savings	3,070,912	-	95,713	-	-	-	3,166,625
Total Personal Services	\$13,093,043	-	\$412,392	-	-	-	\$13,505,435
Services & Supplies							
Expendable Prop 250 - 5000	-	-	-	-	-	-	-
IT Expendable Property	-	-	-	-	-	-	-
Total Services & Supplies	-	-	-	-	-	-	-

ESSENTIAL AND POLICY PACKAGE FISCAL IMPACT SUMMARY

Corrections, Dept of
Pkg: 010 - Non-PICS Psnl Svc / Vacancy Factor

Cross Reference Name: Operations Division
Cross Reference Number: 29100-003-00-00-00000

<i>Description</i>	General Fund	Lottery Funds	Other Funds	Federal Funds	Nonlimited Other Funds	Nonlimited Federal Funds	All Funds
Capital Outlay							
Office Furniture and Fixtures	-	-	-	-	-	-	-
Total Capital Outlay	-	-	-	-	-	-	-
Total Expenditures							
Total Expenditures	13,093,043	-	412,392	-	-	-	13,505,435
Total Expenditures	\$13,093,043	-	\$412,392	-	-	-	\$13,505,435
Ending Balance							
Ending Balance	-	-	(412,392)	-	-	-	(412,392)
Total Ending Balance	-	-	(\$412,392)	-	-	-	(\$412,392)

BUDGET NARRATIVE

Operations Division

021 Phase-In

Package Description

Purpose

This package includes the financial impact associated with phasing in a full 24 months of the programs, services, or legislative actions that were begun during the 2017-19 biennium. Package 021 includes the added costs of programs above the 2019-21 Base Budget level, after adjustments are made for start-up costs or other one-time expenditures funded in 2017-19.

How Achieved

This package phases in ongoing General Fund staffing related S&S funding associated with OSP BHU positions approved in 17-19 POP 114 in the 2017-19 LAB.

Agency Request Budget

Staffing Impact

None

Revenue Source

General Fund	\$30,488
Other Funds	\$0

Governor's Budget

Staffing Impact

None

Revenue Source

General Fund	\$30,488
Other Funds	\$0

BUDGET NARRATIVE

2021-23 Fiscal Impact

The actions included in this package will become part of the Base Budget for 2021-23.

ESSENTIAL AND POLICY PACKAGE FISCAL IMPACT SUMMARY

Corrections, Dept of
Pkg: 021 - Phase - In

Cross Reference Name: Operations Division
Cross Reference Number: 29100-003-00-00-00000

<i>Description</i>	General Fund	Lottery Funds	Other Funds	Federal Funds	Nonlimited Other Funds	Nonlimited Federal Funds	All Funds
Revenues							
General Fund Appropriation	30,488	-	-	-	-	-	30,488
Total Revenues	\$30,488	-	-	-	-	-	\$30,488
Services & Supplies							
Instate Travel	3,565	-	-	-	-	-	3,565
Employee Training	3,159	-	-	-	-	-	3,159
Office Expenses	16,472	-	-	-	-	-	16,472
Data Processing	4,540	-	-	-	-	-	4,540
Food and Kitchen Supplies	-	-	-	-	-	-	-
Other Services and Supplies	2,752	-	-	-	-	-	2,752
IT Expendable Property	-	-	-	-	-	-	-
Total Services & Supplies	\$30,488	-	-	-	-	-	\$30,488
Total Expenditures							
Total Expenditures	30,488	-	-	-	-	-	30,488
Total Expenditures	\$30,488	-	-	-	-	-	\$30,488
Ending Balance							
Ending Balance	-	-	-	-	-	-	-
Total Ending Balance	-	-	-	-	-	-	-

BUDGET NARRATIVE

Operations Division

022 Phase-out Pgm & One-time Costs

Package Description

Purpose

This package includes the financial impact associated with phasing out programs, services, or legislative actions that were terminated during the 2017-19 biennium. This includes the elimination of one-time expenditures and/or reductions that were a part of the 2017-19 budget.

How Achieved

This package phases out one-time General Fund staffing related expendable property funding associated with OSP BHU positions approved in 2017-19 LAB POP 114. In addition, one-time General Fund budget for transport buses approved in 2017-19 LAB POP 811 have been phased out.

Agency Request Budget

Staffing Impact

None

Revenue Source

General Fund	\$(884,471)
Other Funds	\$0
Federal Funds	\$0

Governor's Budget

Staffing Impact

None

Revenue Source

General Fund	\$(884,471)
--------------	-------------

BUDGET NARRATIVE

Other Funds	\$0
Federal Funds	\$0

2021-23 Fiscal Impact

The actions included in this package will become part of the Base Budget for 2021-23.

ESSENTIAL AND POLICY PACKAGE FISCAL IMPACT SUMMARY

Corrections, Dept of
Pkg: 022 - Phase-out Pgm & One-time Costs

Cross Reference Name: Operations Division
Cross Reference Number: 29100-003-00-00-00000

<i>Description</i>	General Fund	Lottery Funds	Other Funds	Federal Funds	Nonlimited Other Funds	Nonlimited Federal Funds	All Funds
Revenues							
General Fund Appropriation	(884,471)	-	-	-	-	-	(884,471)
Total Revenues	(\$884,471)	-	-	-	-	-	(\$884,471)
Personal Services							
Temporary Appointments	-	-	-	-	-	-	-
Social Security Taxes	-	-	-	-	-	-	-
Total Personal Services	-	-	-	-	-	-	-
Services & Supplies							
Agency Program Related S and S	(94,722)	-	-	-	-	-	(94,722)
Other Services and Supplies	(9,840)	-	-	-	-	-	(9,840)
Expendable Prop 250 - 5000	(60,825)	-	-	-	-	-	(60,825)
IT Expendable Property	(10,296)	-	-	-	-	-	(10,296)
Total Services & Supplies	(\$175,683)	-	-	-	-	-	(\$175,683)
Capital Outlay							
Automotive and Aircraft	(708,788)	-	-	-	-	-	(708,788)
Total Capital Outlay	(\$708,788)	-	-	-	-	-	(\$708,788)
Total Expenditures							
Total Expenditures	(884,471)	-	-	-	-	-	(884,471)
Total Expenditures	(\$884,471)	-	-	-	-	-	(\$884,471)

ESSENTIAL AND POLICY PACKAGE FISCAL IMPACT SUMMARY

Corrections, Dept of
Pkg: 022 - Phase-out Pgm & One-time Costs

Cross Reference Name: Operations Division
Cross Reference Number: 29100-003-00-00-00000

<i>Description</i>	General Fund	Lottery Funds	Other Funds	Federal Funds	Nonlimited Other Funds	Nonlimited Federal Funds	All Funds
Ending Balance							
Ending Balance	-	-	-	-	-	-	-
Total Ending Balance	-	-	-	-	-	-	-

BUDGET NARRATIVE

Operations Division

031 Standard Inflation

Package Description

Purpose

This package includes funding for inflation and adjustments to reflect the Price List of Goods and Services issued by DAS. The prescribed standard inflation factors were used for all accounts in this division.

How Achieved

For 2019-21, inflation factors are 3.8% for standard inflation, 4.2% for Professional Services, 20.14% for Attorney General charges, 3.8% for Facility Rental and Taxes, and 3.7% for Special Payments. Inflation requested in this package is based on the 2019-21 Base Budget. Inflation associated with biennialized phased-in programs, when applicable, is included in package 021.

In the Governor's Budget, package 090 eliminated the General Fund inflation for Services and Supplies on all accounts except for: Telecommunications, State Government Service Charges, Data Processing, Attorney General and Facilities Rent and Taxes. Package 092 reduce the Attorney General charges by 5.95%.

Agency Request Budget

Staffing Impact

None

Revenue Source

General Fund	\$3,911,620
Other Funds	\$292,928
Federal Funds	\$0

Governor's Budget

Staffing Impact

None

BUDGET NARRATIVE

Revenue Source

General Fund	\$3,911,620
Other Funds	\$292,928
Federal Funds	\$0

2021-23 Fiscal Impact

The net impact of the actions in this package and the reductions in package 090 and 092 will become part of the Base Budget for 2021-23.

ESSENTIAL AND POLICY PACKAGE FISCAL IMPACT SUMMARY

Corrections, Dept of
Pkg: 031 - Standard Inflation

Cross Reference Name: Operations Division
Cross Reference Number: 29100-003-00-00-00000

<i>Description</i>	General Fund	Lottery Funds	Other Funds	Federal Funds	Nonlimited Other Funds	Nonlimited Federal Funds	All Funds
Revenues							
General Fund Appropriation	3,911,620	-	-	-	-	-	3,911,620
Total Revenues	\$3,911,620	-	-	-	-	-	\$3,911,620

Services & Supplies

Instate Travel	71,857	-	12,842	-	-	-	84,699
Out of State Travel	4,465	-	1,460	-	-	-	5,925
Employee Training	16,595	-	341	-	-	-	16,936
Office Expenses	66,345	-	6,347	-	-	-	72,692
Telecommunications	205	-	975	-	-	-	1,180
Data Processing	13,479	-	1,231	-	-	-	14,710
Publicity and Publications	295	-	-	-	-	-	295
Professional Services	29,598	-	-	-	-	-	29,598
Attorney General	200,675	-	1,279	-	-	-	201,954
Employee Recruitment and Develop	6,394	-	137	-	-	-	6,531
Dues and Subscriptions	223	-	17	-	-	-	240
Fuels and Utilities	1,109,316	-	882	-	-	-	1,110,198
Facilities Maintenance	448,465	-	13,029	-	-	-	461,494
Food and Kitchen Supplies	1,030,907	-	42,757	-	-	-	1,073,664
Medical Services and Supplies	2,233	-	252	-	-	-	2,485
Other Care of Residents and Patients	755,105	-	102,622	-	-	-	857,727
Other Services and Supplies	98,728	-	98,891	-	-	-	197,619
Expendable Prop 250 - 5000	33,300	-	5,981	-	-	-	39,281

ESSENTIAL AND POLICY PACKAGE FISCAL IMPACT SUMMARY

Corrections, Dept of
Pkg: 031 - Standard Inflation

Cross Reference Name: Operations Division
Cross Reference Number: 29100-003-00-00-00000

<i>Description</i>	General Fund	Lottery Funds	Other Funds	Federal Funds	Nonlimited Other Funds	Nonlimited Federal Funds	All Funds
Services & Supplies							
IT Expendable Property	6,736	-	1,495	-	-	-	8,231
Total Services & Supplies	\$3,894,921	-	\$290,538	-	-	-	\$4,185,459
Capital Outlay							
Other Capital Outlay	16,699	-	2,390	-	-	-	19,089
Total Capital Outlay	\$16,699	-	\$2,390	-	-	-	\$19,089
Total Expenditures							
Total Expenditures	3,911,620	-	292,928	-	-	-	4,204,548
Total Expenditures	\$3,911,620	-	\$292,928	-	-	-	\$4,204,548
Ending Balance							
Ending Balance	-	-	(292,928)	-	-	-	(292,928)
Total Ending Balance	-	-	(\$292,928)	-	-	-	(\$292,928)

BUDGET NARRATIVE

Operations Division

032 Above Standard Inflation

Package Description

Purpose

This package includes funding for above standard inflation as prescribed by DAS. Approval by the DAS CFO is required in order to use this package. Medical accounts are approved to use the additional medical services inflation factor because they rely heavily on skilled medical staff (doctors, dentists, registered nurses), advancements in medical technology, and high-cost prescription drugs to fulfill its mandate.

How Achieved

For 2019-21, the above standard inflation factor for Medical Services and Supplies is 0.4%, and non-DAS inflation related to Non-state employee personnel costs applied to Special Payments is 0.4%. These are in addition to the inflation included in package 031.

In the Governor's Budget, package 090 eliminated the General Fund value of this package.

Agency Request Budget

Staffing Impact

None

Revenue Source

General Fund	\$235
Other Funds	\$27
Federal Funds	\$0

Governor's Budget

Staffing Impact

None

BUDGET NARRATIVE

Revenue Source

General Fund	\$235
Other Funds	\$27
Federal Funds	\$0

2021-23 Fiscal Impact

The net impact of the actions in this package and the reductions in package 090 will become part of the Base Budget for the 2021-23 biennia.

ESSENTIAL AND POLICY PACKAGE FISCAL IMPACT SUMMARY

Corrections, Dept of
Pkg: 032 - Above Standard Inflation

Cross Reference Name: Operations Division
Cross Reference Number: 29100-003-00-00-00000

<i>Description</i>	General Fund	Lottery Funds	Other Funds	Federal Funds	Nonlimited Other Funds	Nonlimited Federal Funds	All Funds
Revenues							
General Fund Appropriation	235	-	-	-	-	-	235
Total Revenues	\$235	-	-	-	-	-	\$235
Services & Supplies							
Medical Services and Supplies	235	-	27	-	-	-	262
Total Services & Supplies	\$235	-	\$27	-	-	-	\$262
Total Expenditures							
Total Expenditures	235	-	27	-	-	-	262
Total Expenditures	\$235	-	\$27	-	-	-	\$262
Ending Balance							
Ending Balance	-	-	(27)	-	-	-	(27)
Total Ending Balance	-	-	(\$27)	-	-	-	(\$27)

BUDGET NARRATIVE

Operations Division

040 Mandated Caseload

Package Description

Purpose

Mandated caseload changes included in this package are based on caseload changes for programs that are required by the federal government, the state constitution, or court actions. Mandated caseload costs include, but are not limited to, the cost of additional staff and operating costs required to operate these programs. The April 2018 Oregon Corrections Population Forecast published by DAS Office of Economic Analysis is the basis for actions presented in this package.

How Achieved

In response to the caseload projections included in the April 2018 Population Forecast, DOC completes a Population Management Plan that details the location and number of beds to be opened and/or closed in the institutions. This plan reflects de-activating temporary and emergency beds within the department's facilities as the result of the declining prison population forecast.

Specifically, the plan includes reducing the funding for temporary and emergency beds planned to be de-activated during the 2019-21 biennium at Two Rivers Correctional Institution, Coffee Creek Correctional Facility, and Eastern Oregon Correctional Institution.

The Governor's Budget modified this package to reflect the reduction in mandated caseload from the October 2018 population forecast.

Agency Request Budget

Staffing Impact

None

Revenue Source

General Fund	\$(241,585)
Other Funds	\$0

Governor's Budget

BUDGET NARRATIVE

Staffing Impact

None

Revenue Source

General Fund	\$(447,656)
Other Funds	\$0

2021-23 Fiscal Impact

Mandated caseload is re-projected each biennium during budget development based on the most current Office of Economic Analysis population forecast, therefore actions in this package will not have an impact in 2021-23.

ESSENTIAL AND POLICY PACKAGE FISCAL IMPACT SUMMARY

Corrections, Dept of
Pkg: 040 - Mandated Caseload

Cross Reference Name: Operations Division
Cross Reference Number: 29100-003-00-00-00000

<i>Description</i>	General Fund	Lottery Funds	Other Funds	Federal Funds	Nonlimited Other Funds	Nonlimited Federal Funds	All Funds
Revenues							
General Fund Appropriation	(447,656)	-	-	-	-	-	(447,656)
Total Revenues	(\$447,656)	-	-	-	-	-	(\$447,656)
Services & Supplies							
Office Expenses	(8,954)	-	-	-	-	-	(8,954)
Professional Services	(8,954)	-	-	-	-	-	(8,954)
Fuels and Utilities	(147,723)	-	-	-	-	-	(147,723)
Facilities Maintenance	(49,243)	-	-	-	-	-	(49,243)
Food and Kitchen Supplies	(125,344)	-	-	-	-	-	(125,344)
Other Care of Residents and Patients	(89,530)	-	-	-	-	-	(89,530)
Other Services and Supplies	(8,954)	-	-	-	-	-	(8,954)
Expendable Prop 250 - 5000	(8,954)	-	-	-	-	-	(8,954)
Total Services & Supplies	(\$447,656)	-	-	-	-	-	(\$447,656)
Total Expenditures							
Total Expenditures	(447,656)	-	-	-	-	-	(447,656)
Total Expenditures	(\$447,656)	-	-	-	-	-	(\$447,656)
Ending Balance							
Ending Balance	-	-	-	-	-	-	-
Total Ending Balance	-	-	-	-	-	-	-

BUDGET NARRATIVE

Operations Division

090 Analyst Adjustments

Package Description

Purpose

This package, added by the Governor, reflects additional policy adjustments to the DOC 2019-21 Agency Request Budget.

How Achieved

This package in the Governor's Balanced Budget eliminated the full value of package 031, package 032, and S&S cuts related to certain positions. These values are identified in the table below:

Revenue Source	Package 031	Package 032	S&S for certain positions
General Fund	(\$3,680,562)	(\$235)	(\$132,391)
Other Funds			
Positions			
FTE			

Governor's Balanced Budget

Staffing Impact

Positions: 0
FTE: 0.00

Revenue Source

General Fund (\$3,813,188)
Other Funds \$0
Federal Funds \$0

2019-21 Fiscal Impact

The actions included in this package will become part of the Base Budget in 2021-23.

ESSENTIAL AND POLICY PACKAGE FISCAL IMPACT SUMMARY

Corrections, Dept of
Pkg: 090 - Analyst Adjustments

Cross Reference Name: Operations Division
Cross Reference Number: 29100-003-00-00-00000

<i>Description</i>	General Fund	Lottery Funds	Other Funds	Federal Funds	Nonlimited Other Funds	Nonlimited Federal Funds	All Funds
Beginning Balance							
Beginning Balance	-	-	-	-	-	-	-
Total Beginning Balance	-	-	-	-	-	-	-
Revenues							
General Fund Appropriation	(3,813,188)	-	-	-	-	-	(3,813,188)
Total Revenues	(\$3,813,188)	-	-	-	-	-	(\$3,813,188)
Services & Supplies							
Instate Travel	(87,348)	-	-	-	-	-	(87,348)
Out of State Travel	(4,465)	-	-	-	-	-	(4,465)
Employee Training	(30,308)	-	-	-	-	-	(30,308)
Office Expenses	(137,871)	-	-	-	-	-	(137,871)
Data Processing	(19,712)	-	-	-	-	-	(19,712)
Publicity and Publications	(295)	-	-	-	-	-	(295)
Professional Services	(29,598)	-	-	-	-	-	(29,598)
Employee Recruitment and Develop	(6,394)	-	-	-	-	-	(6,394)
Dues and Subscriptions	(223)	-	-	-	-	-	(223)
Fuels and Utilities	(1,109,316)	-	-	-	-	-	(1,109,316)
Facilities Maintenance	(448,465)	-	-	-	-	-	(448,465)
Food and Kitchen Supplies	(1,030,907)	-	-	-	-	-	(1,030,907)
Medical Services and Supplies	(2,468)	-	-	-	-	-	(2,468)
Other Care of Residents and Patients	(755,105)	-	-	-	-	-	(755,105)
Other Services and Supplies	(110,677)	-	-	-	-	-	(110,677)
Expendable Prop 250 - 5000	(33,300)	-	-	-	-	-	(33,300)

ESSENTIAL AND POLICY PACKAGE FISCAL IMPACT SUMMARY

Corrections, Dept of
Pkg: 090 - Analyst Adjustments

Cross Reference Name: Operations Division
Cross Reference Number: 29100-003-00-00-00000

<i>Description</i>	General Fund	Lottery Funds	Other Funds	Federal Funds	Nonlimited Other Funds	Nonlimited Federal Funds	All Funds
Services & Supplies							
IT Expendable Property	(6,736)	-	-	-	-	-	(6,736)
Total Services & Supplies	(\$3,813,188)	-	-	-	-	-	(\$3,813,188)
Total Expenditures							
Total Expenditures	(3,813,188)	-	-	-	-	-	(3,813,188)
Total Expenditures	(\$3,813,188)	-	-	-	-	-	(\$3,813,188)
Ending Balance							
Ending Balance	-	-	-	-	-	-	-
Total Ending Balance	-	-	-	-	-	-	-

BUDGET NARRATIVE

Operations Division

092 Statewide AG Adjustment

Package Description

Purpose

This package, added by the Governor, reflects additional policy adjustments to the DOC 2019-21 Agency Request Budget.

How Achieved

This package is used for technical budget adjustments for reductions to Attorney General charges for services.

Governor's Balanced Budget

Staffing Impact

Positions:	0
FTE:	0

Revenue Source

General Fund	(\$71,226)
Other Funds	(\$454)
Federal Funds	\$0

2019-21 Fiscal Impact

The actions included in this package will become part of the Base Budget in 2021-23.

ESSENTIAL AND POLICY PACKAGE FISCAL IMPACT SUMMARY

Corrections, Dept of
Pkg: 092 - Statewide AG Adjustment

Cross Reference Name: Operations Division
Cross Reference Number: 29100-003-00-00-00000

<i>Description</i>	General Fund	Lottery Funds	Other Funds	Federal Funds	Nonlimited Other Funds	Nonlimited Federal Funds	All Funds
Revenues							
General Fund Appropriation	(71,226)	-	-	-	-	-	(71,226)
Total Revenues	(\$71,226)	-	-	-	-	-	(\$71,226)
Services & Supplies							
Attorney General	(71,226)	-	(454)	-	-	-	(71,680)
Total Services & Supplies	(\$71,226)	-	(\$454)	-	-	-	(\$71,680)
Total Expenditures							
Total Expenditures	(71,226)	-	(454)	-	-	-	(71,680)
Total Expenditures	(\$71,226)	-	(\$454)	-	-	-	(\$71,680)
Ending Balance							
Ending Balance	-	-	454	-	-	-	454
Total Ending Balance	-	-	\$454	-	-	-	\$454

BUDGET NARRATIVE

Operations Division

101 Norway Modifications

Purpose

In the fall of 2017, a delegation of Oregon Leaders from the Department of Corrections (DOC), the Criminal Justice Commission, and the Oregon Senate and House traveled to Norway as part of a prison exchange program funded by the Prison Law Office. The expectation of the delegation was to incorporate the best of the Norwegian prison system in Oregon to further our agency's mission, vision, and strategic plan.

Four policy and program areas have been identified for this package request to meaningfully capitalize on the lessons learned in our exchange:

- A. Investment in effective correctional case management (CCM). Norway has a 1-to-1 staffing ratio, assigning each person in custody a primary contact officer who serves as their champion change agent. While we cannot achieve this staffing ratio, we can utilize key employees as change agents and provide these employees with manageable caseload sizes that allow opportunity for mentoring and skill building.
- B. Investment in services for children with incarcerated parents. Norway emphasizes family connections by providing extended visitation, including family in case management, and treating family connections as a right rather than a privilege.
- C. Investment in staff training. Staff in Norway receive a four-year associate's degree in dynamic security and social and behavioral interventions, provided by the prison system, before being assigned to a prison post.
- D. Investment in effective cognitive interventions. Norway provides treatment and support services through an import model, meaning the services delivered inside prison are the same services provided in the community to non-incarcerated people. While we cannot achieve the same treatment delivery system, we can contract for effective, gender-responsive cognitive interventions.

The resources being requested for the Operations Division are specific to item A.

A. Case Management

Turning the dial of criminality toward public safety is a science of refining best practices and interventions, we know how to reduce continued criminal behavior and prevent future victims. Core to this science is proper case management and interventions provided by trained correctional change agents, equipped with the skills, tools, and support to yield the measurable change in adults in custody (AIC). While Oregon's recidivism rate remains among the best in the country, we are concerned about plateauing. CCM, an agency multi-year strategic initiative, focuses on creating highly trained corrections professionals, structures, and outcome-focused interventions

BUDGET NARRATIVE

that result in a continuum of care compatible with best practices in the community. Over the last two years of evaluating and improving CCM we have determined we lack audit standards for case management, updated policies, trust and consistency between institutions, and an overall continuum of care.

The resources requested specific to Item A. are \$2,992,572 General Fund, 13 positions, 13.00 FTE.

How Achieved

A. Correctional Case Management

CCM is currently a multi-year agency strategic initiative rooted in research showing proper assessment, targeting, and case management of individual criminality positively impacts future public safety by preventing new crime. We know that AICs with moderate to high criminogenic needs require higher levels of individualized case management than those of lower risk. Thus far in this strategic initiative, the agency has shifted existing resources to fund and staff this undertaking. This includes creating a CCM administrator and two training FTE, gathering statewide stakeholders quarterly for strategic planning and training, and investing in proven curriculum.

The agency conducted a gap analysis to determine the needs of AICs in relation to our current services. Nearly 150 in-person interviews of key staff were conducted by the CCM administrator in addition to an anonymous online survey series to assess readiness for change. While we are confident in our implementation plan, investment, and commitment to this agency goal, we need staff at the levels to provide effective case management.

Criminal justice best-practice assessments show we need: 16 new Institution Counselor FTE; 26 Corrections Technicians to manage approximately 8,300 low risk AICs; and three OS2 FTE. We are asking in this package for 10 Institution Counselors and 3 OS2 staff. With these staff, we will be able to reduce the size of our caseloads and begin to employ practices through ongoing assessment and outcome tracking.

Quantifying Results

The agency's performance measurement scorecard captures three outcome measures directly related to Key Performance Measures #2 and #3. An outcome measure titled, "Percentage of mod/high-risk AICs with an identified education, cognitive, or treatment need who successfully completed at least one of the identified-need programs before release" tracks the percentage of AICs completing treatment, education, or cognitive behavioral change programs before release (AGY_OM8b – KPM #2). In addition, we have two KPM #3 recidivism outcome measures that track the 36-month recidivism rate of offenders released to post-prison supervision (AGY_OM5b and OM5d).

BUDGET NARRATIVE

Numerous operating processes are tracked on both the agency and the Offender Management and Rehabilitation Division performance measurement scorecards that CCM, parenting, and cognitive programs, as shown below.

Measure No.	Measure Name	Measure Calculation	RANGE			Target	Data Reporting Frequency
			Red	Yellow	Green		
AGY_OM8b (KPM #2)	Meeting Treatment, Education, and/or Cognitive Programming Needs	Percentage of mod/high-risk AICs with an identified education, cognitive, or treatment need who successfully completed at least one of the identified-need programs before release.	≤ 63%	64-71%	≥ 72%	75%	Quarterly
AGY_OM5b (KPM #3)	Arrest for any new crime, statewide, post-prison supervision (HB3194)	36-month recidivism rate of people released to post-prison supervision.	TBD	TBD	TBD	TBD	Semiannually
AGY_OM5d (KPM #3)	Conviction for a new crime, misdemeanor or felony statewide, post-prison supervision (HB3194)	36-month recidivism rate of people released to post-prison supervision.	TBD	TBD	TBD	TBD	Semiannually
AGY_OP2c	Behavioral Change Programs	Percent of releasing AICs participating in behavioral change programs	≤64%	65% - 75%	≥76%	80%	Quarterly
CSV_OP2.4a	H/M-ACRS AICs with an Active Case Plan	Percent of H/M-ACRS non-Intake status population with completed assessments who also have active case plans	TBD	TBD	TBD	TBD	Monthly
CSV_OP2.4b	Low-ACRS AICs with an Active Case Plan	Percent of low-ACRS AICs with an active case plan	TBD	TBD	TBD	TBD	Monthly
CSV_OP2.8a	AICs Completing COG	Percent of releasing cognitive behavioral change participants completing a program	TBD	TBD	TBD	TBD	Monthly
CSV_OP2.8b	Targeted Risk Group Completing COG	Percent of cognitive behavioral change program completers in the targeted risk group (<i>includes overrides</i>)	TBD	TBD	TBD	TBD	Monthly

BUDGET NARRATIVE

Measure No.	Measure Name	Measure Calculation	RANGE			Target	Data Reporting Frequency
			Red	Yellow	Green		
CSV_OP2.8c	AICs Refusing COG	Percent of AICs refusing COG (includes only post-program entry because we don't currently collect data on pre-program entry refusals)	TBD	TBD	TBD	TBD	Monthly
CSV_OP2.8d	AICs Administratively Removed from COG	Percent of COG program exits that are administrative removals	TBD	TBD	TBD	TBD	Monthly
CSV_OP2.8e	AICs Failing COG	Percent of COG program exits that are failures	TBD	TBD	TBD	TBD	Monthly
CSV_OP2.8f	COG Exits for Unknown Reasons	Percent of COG program exits that are for unknown reasons (other exits)	TBD	TBD	TBD	TBD	Monthly

A lifecycle analysis identified our case management professionals lacked sufficient training. An extensive training effort was initiated October 2017, to provide training to every correctional rehabilitation services manager and counselor. This is targeted to be completed July 2018, after which “booster” training will be provided and a counselor “academy” will be developed for all new incoming counselors.

Targets for completing counselor training in specific tools to be used in their work in providing direct services to the AICs on their caseloads are as follows:

Case Management/ Direct Services Tool	100% of Existing Counselors' Training Completed By
LS/CMI	04/05/18
Initial Case Plan-How to Build a BCP	04/05/18
Cognitive Behavioral Interventions and Tools	05/31/18
Coaching and Feedback	October 2018
EPICS	September 2019

BUDGET NARRATIVE

Correctional rehabilitation managers and counselors are being trained in how to develop effective, individualized Behavior Change Plans (BCPs), and how to consistently and accurately score them using a scoring matrix that employs factors such as: criminogenic needs, goal details, and problem statements, progress notes, etc. For the first round of practice scoring, the counselors were allowed to submit a BCP of their choice; beginning in March 2018, the AIC ID numbers for BCP review have been randomly selected by research. To date, 252 BCPs have been scored across all institutions except Intake and Coffee Creek Correctional Facility (CCCCF) with an average score of 44 percent and 52 scoring at 75 percent or higher. After the WRNA, a BCP scoring tool is developed, female BCPs will also be assessed, which is anticipated to start July 2018. To track the success of CCM the BCP scoring consistency and accuracy training, we have established the following targets:

Target Date	% of BCPs Achieving a 75% on BCP Scoring Guide
July 2018	15%
January 2019	35%
July 2019	50%
January 2020	75%

After the Automated Criminal Risk Score (ACRS) is recalibrated, we will also incorporate recommendations from the Vera Institute of Justice regarding caseload targets for counselors with medium- and high-risk caseloads.

For the PIO Phase II pilot program, we are planning to provide coached parenting skills/interaction practice and enhanced visits to the following number of AICs:

	Classes per Year	AICs Served Per Year	Total Classes Per Contract	Total AICs Served per Contract
1 Institution	7	42	14	84
3 Institutions	21	126	42	252

Results of the participant pre- and post-surveys will be also be tracked to quantify gains in desired parenting, problem-solving, and other skills and attitudes.

The DPSST mandate will include quarterly tracking to ensure compliance with continuing education hours that are required. The manager and leadership training will measure the percentage of managers completing training as well as gains in desired leadership attributes for participants.

BUDGET NARRATIVE

Agency Request Budget

Staffing Impact

Positions	13
FTE	13.00

Revenue Source

General Fund	\$2,992,572
Other Funds	\$0

Governor's Budget

Staffing Impact

Positions	0
FTE	0.00

Revenue Source

General Fund	\$0
Other Funds	\$0

2021-23 Fiscal Impact

This package was denied and will have no impact to the 2019-21 or 2021-23 biennia.

ESSENTIAL AND POLICY PACKAGE FISCAL IMPACT SUMMARY

Corrections, Dept of
Pkg: 101 - Norway Best Practices

Cross Reference Name: Operations Division
Cross Reference Number: 29100-003-00-00-00000

<i>Description</i>	General Fund	Lottery Funds	Other Funds	Federal Funds	Nonlimited Other Funds	Nonlimited Federal Funds	All Funds
Revenues							
General Fund Appropriation	-	-	-	-	-	-	-
Total Revenues	-	-	-	-	-	-	-
Personal Services							
Class/Unclass Sal. and Per Diem	-	-	-	-	-	-	-
Overtime Payments	-	-	-	-	-	-	-
Shift Differential	-	-	-	-	-	-	-
All Other Differential	-	-	-	-	-	-	-
Empl. Rel. Bd. Assessments	-	-	-	-	-	-	-
Public Employees' Retire Cont	-	-	-	-	-	-	-
Social Security Taxes	-	-	-	-	-	-	-
Unemployment Assessments	-	-	-	-	-	-	-
Worker's Comp. Assess. (WCD)	-	-	-	-	-	-	-
Mass Transit Tax	-	-	-	-	-	-	-
Flexible Benefits	-	-	-	-	-	-	-
Total Personal Services	-	-	-	-	-	-	-
Services & Supplies							
Instate Travel	-	-	-	-	-	-	-
Employee Training	-	-	-	-	-	-	-
Office Expenses	-	-	-	-	-	-	-
Data Processing	-	-	-	-	-	-	-
Other Services and Supplies	-	-	-	-	-	-	-
Expendable Prop 250 - 5000	-	-	-	-	-	-	-

ESSENTIAL AND POLICY PACKAGE FISCAL IMPACT SUMMARY

Corrections, Dept of
Pkg: 101 - Norway Best Practices

Cross Reference Name: Operations Division
Cross Reference Number: 29100-003-00-00-00000

<i>Description</i>	General Fund	Lottery Funds	Other Funds	Federal Funds	Nonlimited Other Funds	Nonlimited Federal Funds	All Funds
Services & Supplies							
IT Expendable Property	-	-	-	-	-	-	-
Total Services & Supplies	-	-	-	-	-	-	-
Total Expenditures							
Total Expenditures	-	-	-	-	-	-	-
Total Expenditures	-	-	-	-	-	-	-
Ending Balance							
Ending Balance	-	-	-	-	-	-	-
Total Ending Balance	-	-	-	-	-	-	-
Total Positions							
Total Positions							-
Total Positions	-	-	-	-	-	-	-
Total FTE							
Total FTE							-
Total FTE	-	-	-	-	-	-	-

BUDGET NARRATIVE

Operations Division

111 Justice Reinvestment

Purpose

This Policy Option Package 111 seeks to address the following items:

- A. Offender Information and Sentence Comprehensive Training Program
- B. Deer Ridge Correctional Institution Move Expansion
- C. Rightsizing Intake
- D. Release and Re-entry Counselors

This request is related to Items B.

In the last four biennia, the Justice Reinvestment Initiative (JRI) has taken hold in Oregon, shifting sentencing laws and bringing innovation in community-level justice decisions. During that time, prison population forecasts have changed significantly. The department, a champion of justice reinvestment, accommodated policy changes utilizing existing staffing patterns and avoiding costly fiscal impact statements keeping in mind the long-term goal of a downwardly curving arch of prison populations. With this achievement and a sense of predictability ahead, our agency has undergone analysis of staffing patterns and workloads revealing four units most impacted over the time period of JRI. This includes peak incarceration numbers, expansion of Short-Term Transitional Leave (STTL), changes in sentencing laws, and overall changes in the profiles of people being incarcerated. The impacted units are Offender Information and Sentence Computation (OISC), Intake, Release Counselors, and the Deer Ridge Correctional Institution (DRCI) in Madras. Currently, these units face decreased effectiveness of critical processes, increased overtime costs, and diminished staff wellbeing and retention.

B. Deer Ridge Correctional Institution Move Expansion

When AICs were moved from the DRCI minimum facility to the co-located medium facility, it was part of the state's Justice Reinvestment plan to shift funds to local communities, avoiding the expense of state incarceration. By moving AICs to a larger, vacant facility that had initially been intended for higher-custody AICs, it would ultimately avoid the cost of building another minimum custody state facility and provide overall cost avoidance for the state. DOC was conservative in their request for positions to staff the larger facility. After functioning in the medium facility since February 2016, it has become clear that the institution has an inadequate number of staff to sufficiently fill necessary posts. The facility had never before been in operation and DOC had no experience with how projected numbers of staff would really work on a day-to-day basis. Real-world working conditions are always slightly different in a new facility than expectations. With the overarching goal of saving money, the staffing request made during the 2015-17 budget development cycle was kept at a minimum. Finally,

BUDGET NARRATIVE

a staffing analysis of all institutions was conducted in the spring of 2017. The analysis confirmed what the institution already knew, that there was an inadequate number of staff to operate the new, larger facility.

The staffing analysis evaluated all posts at DRCI and compared their staffing compliment to other facilities, including considerations for architecture and technology present in the newer institution. The analysis showed that the institution needs 15 additional correctional officer FTE and one lieutenant position to provide adequate staffing for the required posts. Currently these posts are being filled routinely with overtime at the rate of 150 percent of the regular salary rate.

In addition to security staffing needs, the kitchen at the DRCI medium facility is significantly different than the kitchen in the minimum facility. There are separate rooms for vegetables and meat storage, and separate bakery and warehouse areas that require additional supervision. Food Services uses 60 to 80 AICs to assist with meal preparation, which requires a minimum of two Food Services Coordinators (FSCs) to ensure quality food preparation, prevent meal delays, and prevent theft and waste. With the current number of FSCs, the additional supervision is provided with overtime. DOC proposes the addition of one FSC to reduce the number of shifts that must be filled with overtime.

The addition of security and food service staff will reduce overtime in both work units, which supports DOC's number one initiative, employee wellness. In addition to reducing overtime, adequate numbers of employees also provides the staff needed to support family events that allow inmates to stay connected with support systems outside the facility.

The resources being requested specific to Item B are \$3,563,551 General Fund, 20 Positions, 16.99 FTE.

How Achieved

B. Deer Ridge Correctional Institution Move Expansion

We are requesting staff for five correctional officer posts, one lieutenant, and one FSC. By providing the necessary number of security and food service staff, shifts can be accomplished without the levels of overtime that lead to burnout, illness, and safety risk. DRCI has been in operation in the medium facility since February 23, 2016. This has given institution administration adequate time to evaluate the facility, use the staff that they have to their best advantage, and assess what additional staff are needed to run the facility properly. They know how many posts are required and how much overtime they have to hire to fill the posts on a regular basis. This assessment is not intended to prevent all overtime, but is high enough to handle the chronic overtime that is damaging to staff and institution operations.

The institution considered a number of alternatives before requesting additional positions, including waiting to see whether operations would settle into a manageable routine once they had been in the facility for a few months, operating without the number of posts that it

BUDGET NARRATIVE

would take to manage the overtime, and just continuing the current levels of overtime with the right number of posts. In each case, the outcome was not deemed to be acceptable due to safety reasons or concern for staff well-being.

Quantifying Results

The agency uses staff scheduling software that allows overtime hours to be tracked with accuracy from daily levels through biennial overtime hours. In addition, overtime costs are monitored by institution and for each work unit within the institution. Overtime savings can be monitored at any time after deployment of the positions to measure success of the additional staffing. In the 12-month period of January 1, 2017, to December 31, 2017, DRCI's overtime could have been reduced by at least 13.81 percent if they had the additional 15 Security positions.

Agency Request Budget

Staffing Impact

Positions	20
FTE	16.99

Revenue Source

General Fund	\$3,563,551
Other Funds	\$0

Governor's Budget

Staffing Impact

Positions	0
FTE	0.00

Revenue Source

General Fund	\$0
Other Funds	\$0

2021-23 Fiscal Impact

BUDGET NARRATIVE

This component of this package was denied and will have no impact to the 2019-21 or 2021-23 biennia.

ESSENTIAL AND POLICY PACKAGE FISCAL IMPACT SUMMARY

Corrections, Dept of
Pkg: 111 - Correctional Services & Operations FTE

Cross Reference Name: Operations Division
Cross Reference Number: 29100-003-00-00-00000

<i>Description</i>	General Fund	Lottery Funds	Other Funds	Federal Funds	Nonlimited Other Funds	Nonlimited Federal Funds	All Funds
Revenues							
General Fund Appropriation	-	-	-	-	-	-	-
Total Revenues	-	-	-	-	-	-	-
Personal Services							
Class/Unclass Sal. and Per Diem	-	-	-	-	-	-	-
Overtime Payments	-	-	-	-	-	-	-
Shift Differential	-	-	-	-	-	-	-
All Other Differential	-	-	-	-	-	-	-
Empl. Rel. Bd. Assessments	-	-	-	-	-	-	-
Public Employees' Retire Cont	-	-	-	-	-	-	-
Social Security Taxes	-	-	-	-	-	-	-
Unemployment Assessments	-	-	-	-	-	-	-
Worker's Comp. Assess. (WCD)	-	-	-	-	-	-	-
Flexible Benefits	-	-	-	-	-	-	-
Total Personal Services	-	-	-	-	-	-	-
Services & Supplies							
Instate Travel	-	-	-	-	-	-	-
Employee Training	-	-	-	-	-	-	-
Office Expenses	-	-	-	-	-	-	-
Data Processing	-	-	-	-	-	-	-
Other Services and Supplies	-	-	-	-	-	-	-
Expendable Prop 250 - 5000	-	-	-	-	-	-	-

ESSENTIAL AND POLICY PACKAGE FISCAL IMPACT SUMMARY

Corrections, Dept of
Pkg: 111 - Correctional Services & Operations FTE

Cross Reference Name: Operations Division
Cross Reference Number: 29100-003-00-00-00000

<i>Description</i>	General Fund	Lottery Funds	Other Funds	Federal Funds	Nonlimited Other Funds	Nonlimited Federal Funds	All Funds
Services & Supplies							
IT Expendable Property	-	-	-	-	-	-	-
Total Services & Supplies	-	-	-	-	-	-	-
Total Expenditures							
Total Expenditures	-	-	-	-	-	-	-
Total Expenditures	-	-	-	-	-	-	-
Ending Balance							
Ending Balance	-	-	-	-	-	-	-
Total Ending Balance	-	-	-	-	-	-	-
Total Positions							
Total Positions							-
Total Positions	-	-	-	-	-	-	-
Total FTE							
Total FTE							-
Total FTE	-	-	-	-	-	-	-

BUDGET NARRATIVE

Operations Division

112 Hospital Security Watches

Purpose

This Policy Option Package seeks to fund sufficient positions to provide security while AICs are admitted to medical facilities for treatment.

The Oregon Department of Corrections initiated an agency-wide security staffing analysis in 2017, which included an individual staffing analysis for each institution. The analysis focused on strategies to reduce the current overtime hours and highlighted some of the reasons for the dramatic increase in overtime for DOC over the last three biennia. Chronically high levels of overtime for prison security employees place additional stress on staff that are already performing difficult jobs. In addition to the impact of overtime on overall staff wellness, high levels of overtime come at a significant cost.

A significant driver for increased overtime is the need for security staff to perform “hospital watches.” There has been a very real increase in overnight hospital stays for AICs due to factors such as: negative physical health due to poor living conditions prior to incarceration, the use of drugs like methamphetamine and heroin, and a rapidly aging AIC population. While AICs are admitted in a medical facility, security staff must maintain a continuous presence to protect the public. If the risk to the public is deemed to be sufficient (medium-custody or higher) or the AIC is admitted in an out of state medical facility, two officers per shift are required for all three shifts.

There are only a few established, dedicated positions to provide security for AICs while admitted in medical facilities. Most of the work is performed using overtime. This use of security staff occurs at nearly all facilities, but is most heavily used at key facilities that either house large populations or are in close proximity to health care resources.

The division considered continuing to pay overtime for hospital watches, but with overtime generated from other sources also, the demands on staff significantly affect employee well-being. The division also considered reallocating positions identified in the staffing analysis mentioned in the section above. However, those positions are required to meet day-to-day operational needs inside institutions.

DOC has determined that it needs 77.40 FTE statewide to provide dedicated staffing for this function. By providing dedicated staff to perform this work away from the institution, existing positions can be used to fill posts within institutions. There may still be some overtime during periods when there are an unusually high number of hospital stays. In either scenario, the reduction of overtime, particularly mandatory overtime, would be beneficial and assist DOC in achieving its top initiative, which is employee wellness.

BUDGET NARRATIVE

How Achieved

The Operations Division can determine where positions are needed by using the Institution Staff Deployment System (ISDS), which contains current and historical data for the uses of staff time. The actual number of hospital security watch hours, both straight time and overtime, were used to determine the number of hours worked for this type of activity. This was compared to the number of hours worked by the few existing hospital security watch FTE to determine how many additional staff would be needed and where. As soon as positions become available in July 2019, they can be deployed as need dictates to address this overtime driver.

By distributing the requested FTE to institutions based on historical hospital watch hours, the agency can provide most of the necessary security for inpatient stays. By adding staff specifically designated for hospital security watches, the chronic stress of overtime for security employees can be reduced as well as the accompanying costs to the agency at overtime rates.

Quantifying Results

If the policy package is approved, the agency expects there to be a significant drop in regular and overtime hours used for hospital security watches that are borrowed from staffing that should be dedicated to everyday operations. This means that staff that are assigned to institutions to relieve institution posts will be available to do that work and those assigned to hospital security watch posts will perform those tasks at regular rates of pay rather than overtime. This shift in staff hours will be measured by the ISDS system and should be immediately noticeable. Reductions in the number of hours used to complete hospital security watches with staff assigned to institution functions should show measurable results quarterly, annually and biennially.

Agency Request Budget

Staffing Impact

Positions	82
FTE	77.40

Revenue Source

General Fund	\$16,470,715
Other Funds	\$0

Governor's Budget

Staffing Impact

BUDGET NARRATIVE

Positions	12
FTE	12.00

Revenue Source

General Fund	\$2,112,964
Other Funds	\$0

2021-23 Fiscal Impact

The positions and on-going costs will become part of the 2021-23 Base Budget. Start-up costs will be phased out as part of the 2021-23 budget development process.

ESSENTIAL AND POLICY PACKAGE FISCAL IMPACT SUMMARY

Corrections, Dept of
Pkg: 112 - Hospital Security Watches

Cross Reference Name: Operations Division
Cross Reference Number: 29100-003-00-00-00000

<i>Description</i>	General Fund	Lottery Funds	Other Funds	Federal Funds	Nonlimited Other Funds	Nonlimited Federal Funds	All Funds
Revenues							
General Fund Appropriation	2,186,048	-	-	-	-	-	2,186,048
Total Revenues	\$2,186,048	-	-	-	-	-	\$2,186,048
Personal Services							
Class/Unclass Sal. and Per Diem	1,253,952	-	-	-	-	-	1,253,952
Overtime Payments	-	-	-	-	-	-	-
Shift Differential	13,166	-	-	-	-	-	13,166
All Other Differential	83,802	-	-	-	-	-	83,802
Empl. Rel. Bd. Assessments	732	-	-	-	-	-	732
Public Employees' Retire Cont	297,614	-	-	-	-	-	297,614
Social Security Taxes	103,346	-	-	-	-	-	103,346
Unemployment Assessments	2,432	-	-	-	-	-	2,432
Worker's Comp. Assess. (WCD)	696	-	-	-	-	-	696
Mass Transit Tax	8,106	-	-	-	-	-	8,106
Flexible Benefits	422,208	-	-	-	-	-	422,208
Reconciliation Adjustment	(6)	-	-	-	-	-	(6)
Total Personal Services	\$2,186,048	-	-	-	-	-	\$2,186,048
Services & Supplies							
Instate Travel	-	-	-	-	-	-	-
Employee Training	-	-	-	-	-	-	-
Office Expenses	-	-	-	-	-	-	-
Data Processing	-	-	-	-	-	-	-
Other Services and Supplies	-	-	-	-	-	-	-

ESSENTIAL AND POLICY PACKAGE FISCAL IMPACT SUMMARY

Corrections, Dept of
Pkg: 112 - Hospital Security Watches

Cross Reference Name: Operations Division
Cross Reference Number: 29100-003-00-00-00000

<i>Description</i>	General Fund	Lottery Funds	Other Funds	Federal Funds	Nonlimited Other Funds	Nonlimited Federal Funds	All Funds
Services & Supplies							
Expendable Prop 250 - 5000	-	-	-	-	-	-	-
Total Services & Supplies	-	-	-	-	-	-	-
Total Expenditures							
Total Expenditures	2,186,048	-	-	-	-	-	2,186,048
Total Expenditures	\$2,186,048	-	-	-	-	-	\$2,186,048
Ending Balance							
Ending Balance	-	-	-	-	-	-	-
Total Ending Balance	-	-	-	-	-	-	-
Total Positions							
Total Positions							12
Total Positions	-	-	-	-	-	-	12
Total FTE							
Total FTE							12.00
Total FTE	-	-	-	-	-	-	12.00

PACKAGE: 112 - Hospital Security Watches

POSITION NUMBER	CLASS	COMP	CLASS NAME	POS CNT	FTE	MOS	STEP	RATE	GF SAL/OPE	OF SAL/OPE	FF SAL/OPE	LF SAL/OPE	AF SAL/OPE
1900046	AAOSC6775	AP	CORRECTIONAL OFFICER	1	1.00	24.00	02	4,354.00	104,496 66,318				104,496 66,318
1900047	AAOSC6775	AP	CORRECTIONAL OFFICER	1	1.00	24.00	02	4,354.00	104,496 66,318				104,496 66,318
1900048	AAOSC6775	AP	CORRECTIONAL OFFICER	1	1.00	24.00	02	4,354.00	104,496 66,318				104,496 66,318
1900049	AAOSC6775	AP	CORRECTIONAL OFFICER	1	1.00	24.00	02	4,354.00	104,496 66,318				104,496 66,318
1900050	AAOSC6775	AP	CORRECTIONAL OFFICER	1	1.00	24.00	02	4,354.00	104,496 66,318				104,496 66,318
1900051	AAOSC6775	AP	CORRECTIONAL OFFICER	1	1.00	24.00	02	4,354.00	104,496 66,318				104,496 66,318
1900052	AAOSC6775	AP	CORRECTIONAL OFFICER	1	1.00	24.00	02	4,354.00	104,496 66,318				104,496 66,318
1900053	AAOSC6775	AP	CORRECTIONAL OFFICER	1	1.00	24.00	02	4,354.00	104,496 66,318				104,496 66,318
1900054	AAOSC6775	AP	CORRECTIONAL OFFICER	1	1.00	24.00	02	4,354.00	104,496 66,318				104,496 66,318
1900055	AAOSC6775	AP	CORRECTIONAL OFFICER	1	1.00	24.00	02	4,354.00	104,496 66,318				104,496 66,318
1900056	AAOSC6775	AP	CORRECTIONAL OFFICER	1	1.00	24.00	02	4,354.00	104,496 66,318				104,496 66,318
1900057	AAOSC6775	AP	CORRECTIONAL OFFICER	1	1.00	24.00	02	4,354.00	104,496 66,318				104,496 66,318
TOTAL PICS SALARY									1,253,952				1,253,952
TOTAL PICS OPE									795,816				795,816
TOTAL PICS PERSONAL SERVICES =				12	12.00	288.00			2,049,768				2,049,768

BUDGET NARRATIVE

Operations Division

113 Other Funds Position Creation

Purpose

Establish Other Fund positions to guide, monitor and control the activities that produce Other Funds revenue from various agency activities. The Department of Corrections (DOC) is engaged in various activities that produce Other Funds revenue. As programs have grown, efforts to guide and monitor adults in custody (AICs) have resulted in an increasing workload that has been historically handled as a collateral duty, through the use of double fills, or has simply not been accomplished. Through this Policy Option Package (POP), DOC requests positions to be established in three areas that have a reliable revenue stream which will fund the positions.

Policy Option Package 113 seeks to address the following:

- A. AIC Communications System
- B. Work Crew Officers
- C. Revenue Generating Support

The resources being requested for the Operations Division are item B.

B. Work Crew Officers

DOC has an active program putting AICs to work in Oregon communities through partnerships with state agencies, municipalities, non-profit organizations and some private partners. For the fiscal year July 2016, to June 2017, DOC crews worked 72,056 man-hours. In addition to work crews providing meaningful work to the AIC population, they saved government agencies millions of dollars each year. In 2017, AIC work crews saved government agencies \$4,927,271.84. These numbers do not include the fire crew revenue.

For many years, DOC had a mixture of General Funded and Other Funded work crew supervisors. In July, 2010, 17 general funded work crew supervisor positions were suspended and eventually eliminated as part of the plan accepted by Governor Kulongoski to meet 2009-11 biennium budget reductions. This significantly reduced all or part of the positions designated for this type of work at any given institution. DOC established a policy that all outside work crews must be supported by Other Funds. DOC continues to serve communities with work crews using the remaining Other Funded work crew supervisors but where there are no or not enough Other Funded positions, General Fund officers are used to continue work crew activities. In these cases, the expenses for correctional officer wages are transferred from the General Fund to offset the Other Fund revenue earned on those days that crews go out. In other cases, Other Funded positions are double or triple filled to provide enough correctional officers to supervise work crews and support contractual commitments. While this approach

BUDGET NARRATIVE

worked well to keep AIC services to communities going, it took those positions offline for assignments within the institutions. A recent staffing analysis revealed the impact this approach was having on increased levels of security overtime. This POP is a request to establish 10 correctional officer positions (10.0 FTE) that are necessary to fulfill work crew commitments exclusively with Other Fund positions. As with all Other Fund activities, the positions would only be filled if there are contracts to support the wages of the officers who supervise crews.

The resources requested specifically for Item B are \$2,112,964 Other Fund, 10 position, 10.00 FTE.

How Achieved

B. Work Crew Officers

In 2017, DOC underwent an extensive analysis, comparing staffing from institution to institution and evaluating established posts for efficiency. One of the outcomes was the identification of positions established for institution work that was being used for work crew supervision. Alternatively, the few Other Funded positions established for work crew supervision are sometimes double and triple filled to provide enough correctional officers to monitor AICs working in the community. By establishing an adequate number of Other Fund correctional officer positions to function specifically as work crew supervisors, DOC can dedicate General Funded positions without exception to staffing institution posts. DOC can resolve any double filled positions. This is especially critical with the implementation of Workday, which makes no provision for double fills. Revenue to support work crew positions will come from daily rates charged to customers. Because work crew activities are sometimes seasonal, staff in Other Funded positions can function as a pool of trained officers that can be used inside the institutions in the case of vacancies or difficulties in recruiting staff.

Quantifying Results

B. Work Crew Officers

DOC anticipates there will be a moderate, but significant reduction in the need for overtime to fill institution posts due to FTE being assigned to work crew supervision. DOC uses a staff scheduling system to track security overtime. Overall levels of overtime can be easily measured and compared to verify future to current levels of overtime, although with multiple overtime reduction initiatives, such as DOC's request in this budget cycle for Hospital Security Watch positions, it will be more difficult to identify reductions to specific solutions.

Agency Request Budget

Staffing Impact

Positions	10
FTE	10.00

BUDGET NARRATIVE

Revenue Source

General Fund	\$0
Other Funds	\$2,112,964

Governor's Budget

Staffing Impact

Positions	10
FTE	10.00

Revenue Source

General Fund	\$0
Other Funds	\$2,112,964

2021-23 Fiscal Impact

The positions and on-going costs will become part of the 2021-23 Base Budget. Start-up costs will be phased out as part of the 2021-23 budget development process.

ESSENTIAL AND POLICY PACKAGE FISCAL IMPACT SUMMARY

Corrections, Dept of
Pkg: 113 - Other Funds Position Creation

Cross Reference Name: Operations Division
Cross Reference Number: 29100-003-00-00-00000

<i>Description</i>	General Fund	Lottery Funds	Other Funds	Federal Funds	Nonlimited Other Funds	Nonlimited Federal Funds	All Funds
Revenues							
Charges for Services	-	-	2,112,964	-	-	-	2,112,964
Tsfr From Public Def Svcs Comm	-	-	-	-	-	-	-
Total Revenues	-	-	\$2,112,964	-	-	-	\$2,112,964
Personal Services							
Class/Unclass Sal. and Per Diem	-	-	1,059,504	-	-	-	1,059,504
Overtime Payments	-	-	92,918	-	-	-	92,918
Shift Differential	-	-	11,123	-	-	-	11,123
All Other Differential	-	-	77,872	-	-	-	77,872
Empl. Rel. Bd. Assessments	-	-	610	-	-	-	610
Public Employees' Retire Cont	-	-	273,492	-	-	-	273,492
Social Security Taxes	-	-	94,971	-	-	-	94,971
Unemployment Assessments	-	-	2,233	-	-	-	2,233
Worker's Comp. Assess. (WCD)	-	-	580	-	-	-	580
Mass Transit Tax	-	-	3,041	-	-	-	3,041
Flexible Benefits	-	-	351,840	-	-	-	351,840
Total Personal Services	-	-	\$1,968,184	-	-	-	\$1,968,184
Services & Supplies							
Instate Travel	-	-	16,930	-	-	-	16,930
Employee Training	-	-	15,000	-	-	-	15,000
Office Expenses	-	-	78,220	-	-	-	78,220
Data Processing	-	-	21,560	-	-	-	21,560
Other Services and Supplies	-	-	13,070	-	-	-	13,070

ESSENTIAL AND POLICY PACKAGE FISCAL IMPACT SUMMARY

Corrections, Dept of
Pkg: 113 - Other Funds Position Creation

Cross Reference Name: Operations Division
Cross Reference Number: 29100-003-00-00-00000

<i>Description</i>	General Fund	Lottery Funds	Other Funds	Federal Funds	Nonlimited Other Funds	Nonlimited Federal Funds	All Funds
Services & Supplies							
Expendable Prop 250 - 5000	-	-	-	-	-	-	-
Total Services & Supplies	-	-	\$144,780	-	-	-	\$144,780
Total Expenditures							
Total Expenditures	-	-	2,112,964	-	-	-	2,112,964
Total Expenditures	-	-	\$2,112,964	-	-	-	\$2,112,964
Ending Balance							
Ending Balance	-	-	-	-	-	-	-
Total Ending Balance	-	-	-	-	-	-	-
Total Positions							
Total Positions							10
Total Positions	-	-	-	-	-	-	10
Total FTE							
Total FTE							10.00
Total FTE	-	-	-	-	-	-	10.00

POSITION NUMBER	CLASS	COMP	CLASS NAME	POS CNT	FTE	MOS	STEP	RATE	GF SAL/OPE	OF SAL/OPE	FF SAL/OPE	LF SAL/OPE	AF SAL/OPE
1900173	AAOSC6775	AP	CORRECTIONAL OFFICER	1	1.00	24.00	02	4,354.00		104,496 66,318			104,496 66,318
1900174	AAOSC6775	AP	CORRECTIONAL OFFICER	1	1.00	24.00	02	4,354.00		104,496 66,318			104,496 66,318
1900175	AAOSC6775	AP	CORRECTIONAL OFFICER	1	1.00	24.00	02	4,354.00		104,496 66,318			104,496 66,318
1900176	AAOSC6775	AP	CORRECTIONAL OFFICER	1	1.00	24.00	02	4,354.00		104,496 66,318			104,496 66,318
1900177	AAOSC6775	AP	CORRECTIONAL OFFICER	1	1.00	24.00	02	4,354.00		104,496 66,318			104,496 66,318
1900178	AAOSC6775	AP	CORRECTIONAL OFFICER	1	1.00	24.00	02	4,354.00		104,496 66,318			104,496 66,318
1900179	AAOSC6775	AP	CORRECTIONAL OFFICER	1	1.00	24.00	02	4,354.00		104,496 66,318			104,496 66,318
1900183	AAOSC6775	AP	CORRECTIONAL OFFICER	1	1.00	24.00	02	4,354.00		104,496 66,318			104,496 66,318
1900184	CS	C6775	AP CORRECTIONAL OFFICER	1	1.00	24.00	02	4,657.00		111,768 68,476			111,768 68,476
1900185	CS	C6775	AP CORRECTIONAL OFFICER	1	1.00	24.00	02	4,657.00		111,768 68,476			111,768 68,476
TOTAL PICS SALARY										1,059,504			1,059,504
TOTAL PICS OPE										667,496			667,496
TOTAL PICS PERSONAL SERVICES =				10	10.00	240.00				1,727,000			1,727,000

BUDGET NARRATIVE

Operations Division

120 Measure 17 Compliance

Purpose

Provide security positions to cover expansion of the Oregon Corrections Enterprises (OCE) laundry operation at the Oregon State Penitentiary (OSP).

OCE has industrial and service operations in most DOC facilities statewide and is a major provider of work opportunities for AICs. DOC and OCE have a symbiotic relationship, in that DOC provides regularly scheduled security for OCE's operations and OCE provides work opportunities for AICs to assist DOC with their Measure 17 compliance levels. This 1994 ballot measure passed by Oregon voters enacted a constitutional amendment requiring correctional institutions to actively engage AICs in full-time work or on-the-job training. DOC has struggled to achieve the 80 percent requirement of the ballot measure. Consequently, losing any OCE work opportunities for AICs would impact DOC's compliance to an even greater degree. The financial success of OCE's laundry is critical in supporting the entire OCE operation.

OSP has several work programs, including a large commercial laundry operation. In recent months the laundry operation has expanded their business to serve customers from Portland to Eugene and operations have gone from five days per week to seven. To provide security for thousands of pounds of laundry to travel in and out of the institution each day, OSP security has provided supervision of these expanded hours on an overtime basis, which OCE is financially responsible which puts financial pressure on OCE at an average monthly cost of \$58,225 or \$698,707 annually for overtime rates at time and a half. Without these expanded hours of operation, OCE would not be able to maintain their current service contracts.

This policy option package requests the expansion of:

- Two correctional officer posts from 5 to 7 days per week for two shifts (2 posts*2 shifts*1.23 to 1.72 = 1.96 FTE, 2 positions);
- One existing sergeant post from 5 to 7 days for one shift (1 post*1 shift*1.23 to 1.73 = .49 FTE, 1 position);
- One new sergeant post for one shift per day, seven days per week (1 post*1 shift*1.72 FTE, 2 positions); and
- One existing corporal post from 5 to 7 days per week for one shift (1 post*1 shift * 1.23 to 1.72 = .49 FTE, 1 position).

The number of necessary positions varies by post to supplement staffing that is already in place.

BUDGET NARRATIVE

How Achieved

Establishing positions to provide security for seven day operations, will allow OSP to provide this function at regular, straight time costs as part of their normal operations. OCE will be able to maintain their contracts, which provide work opportunities for large numbers of AICs at OSP, thereby supporting the facility's Measure 17 compliance.

Quantifying Results

DOC uses scheduling software to track all overtime for security staff. Levels of overtime can be tracked flexibly for time periods ranging from daily to biennially. Overtime for this body of work averages 555 hours a month. DOC anticipates that overtime for this body of work would diminish to zero, except in unusual cases, from the first shift that positions are phased in.

Agency Request Budget

Staffing Impact

Positions	6
FTE	4.66

Revenue Source

General Fund	\$1,044,262
Other Funds	\$0

Governor's Budget

Staffing Impact

Positions	0
FTE	0.00

Revenue Source

General Fund	\$0
Other Funds	\$0

BUDGET NARRATIVE

2019-21 Fiscal Impact

This package was denied and will have no impact to the 2019-21 or 2021-23 biennia.

ESSENTIAL AND POLICY PACKAGE FISCAL IMPACT SUMMARY

Corrections, Dept of
Pkg: 120 - Measure 17 Compliance

Cross Reference Name: Operations Division
Cross Reference Number: 29100-003-00-00-00000

<i>Description</i>	General Fund	Lottery Funds	Other Funds	Federal Funds	Nonlimited Other Funds	Nonlimited Federal Funds	All Funds
Revenues							
General Fund Appropriation	-	-	-	-	-	-	-
Total Revenues	-	-	-	-	-	-	-
Personal Services							
Class/Unclass Sal. and Per Diem	-	-	-	-	-	-	-
Overtime Payments	-	-	-	-	-	-	-
Shift Differential	-	-	-	-	-	-	-
All Other Differential	-	-	-	-	-	-	-
Empl. Rel. Bd. Assessments	-	-	-	-	-	-	-
Public Employees' Retire Cont	-	-	-	-	-	-	-
Social Security Taxes	-	-	-	-	-	-	-
Unemployment Assessments	-	-	-	-	-	-	-
Worker's Comp. Assess. (WCD)	-	-	-	-	-	-	-
Mass Transit Tax	-	-	-	-	-	-	-
Flexible Benefits	-	-	-	-	-	-	-
Total Personal Services	-	-	-	-	-	-	-
Services & Supplies							
Instate Travel	-	-	-	-	-	-	-
Employee Training	-	-	-	-	-	-	-
Office Expenses	-	-	-	-	-	-	-
Data Processing	-	-	-	-	-	-	-
Other Services and Supplies	-	-	-	-	-	-	-
Expendable Prop 250 - 5000	-	-	-	-	-	-	-

ESSENTIAL AND POLICY PACKAGE FISCAL IMPACT SUMMARY

Corrections, Dept of
Pkg: 120 - Measure 17 Compliance

Cross Reference Name: Operations Division
Cross Reference Number: 29100-003-00-00-00000

<i>Description</i>	General Fund	Lottery Funds	Other Funds	Federal Funds	Nonlimited Other Funds	Nonlimited Federal Funds	All Funds
Services & Supplies							
IT Expendable Property	-	-	-	-	-	-	-
Total Services & Supplies	-	-	-	-	-	-	-
Total Expenditures							
Total Expenditures	-	-	-	-	-	-	-
Total Expenditures	-	-	-	-	-	-	-
Ending Balance							
Ending Balance	-	-	-	-	-	-	-
Total Ending Balance	-	-	-	-	-	-	-
Total Positions							
Total Positions							-
Total Positions	-	-	-	-	-	-	-
Total FTE							
Total FTE							-
Total FTE	-	-	-	-	-	-	-

BUDGET NARRATIVE

Operations Division

123 Optimizing Special Housing Interventions

Purpose

One of DOC's strategic initiatives is optimizing the use of special housing by reducing the use of segregation and providing effective interventions when segregated housing is needed. The Vera Institute of Justice (Vera), with funding from the U.S. Department of Justice Bureau of Justice Assistance, launched the Safe Alternatives to Segregation Initiative in 2015. DOC succeeded in a competitive application process to partner with Vera in this initiative. As a result, Vera assessed DOC's segregation policies and practices, analyzed outcomes of that use, and provided recommendations for safely reducing the use of segregation and enhancing the use of alternative strategies.

The agency is aggressively responding to Vera's lengthy recommendation report, making significant changes in policy, reducing the use of segregation, reallocating resources, and shifting culture among staff and AICs. Two key recommendations require additional resources we are requesting in this package. These include: enhancement of staffing supports and programming, both in general population and segregation, to keep people from going to or returning to segregation; and increasing levels of contact and supervision for those with misconduct violations to address underlying behavioral challenges.

Vera found that between January 2014 and July 2015 6,967 AICs spent time in segregation. Of those, 549 AICs spent five months or more in segregation. Of the 549 AICs, 263 went on to begin programming in the Intensive Management Unit, leaving 276 AICs who spent five months or more in segregation without programming and regular counselor contact.

In 2016, our agency partnered with the University of Cincinnati, Portland State University, and Pathfinders of Oregon to research the effectiveness of two cognitive behavioral programs designed specifically for segregated housing, one for AICs housed in segregation and the other to identify and prevent AICs from entering segregated housing. The design of the interventions and research are separate from Vera, funded by the Department of Justice Bureau of Justice Assistance (BJA). Providing the programming and interventions is not funded by BJA, but we stand to gain significantly from successful research because we will have acquired use of the curriculum and the assessment tool. The agency is unfunded for providing programming targeted to those in segregated housing. We had asked for this funding through a 15-17 POP package. In the 15-17 biennium, DOC repurposed funds to provide cognitive programming in segregation, though there was not yet any curriculum available that was normed to the segregated population. In 2017, through the current BJA partnership opportunity, our contractor Pathfinders, transitioned from the previous IMU curriculum to the new curricula "Free Your Mind in Segregation" (FYMS), a segregation intervention program; and "Free Your Mind in Prison" (FYMP), a segregation prevention program. Research will continue through 2020. Final determinations of effectiveness of the program and the predictor tool are not yet available but are promising.

BUDGET NARRATIVE

How Achieved

We are requesting seven additional counselors for focused case management of people in the spectrum of segregation including those at risk of, currently housed in, or transitioning from segregation. Counselors will be distributed to institutions with the largest long-term segregation populations. Expected caseloads for these counselors are approximately 50 AICs requiring intensive case management. These counselors would meet with their assigned AICs at high intervals - individually and in group settings - using evidence-based case management strategies to reduce anti-social thinking and behavior patterns. They would also assign individualized programming that corresponds to participating AICs risks and needs, track gains in behavioral change plans, and coordinate care across agency stakeholders to promote success for the AICs and safety in the institution.

We are requesting \$806,335 to provide Free your Mind in Prison (prevention) and Free your Mind in Segregation (intervention) curricula to 672 AICs and 60 AICs, respectively. With this funding we would expand Free your Mind in Prison (prevention) to two additional male institutions as well as the current services at Snake River Correctional Institution (SRCI). All AICs entering these three facilities will receive an assessment, and a subsample of identified AICs will complete a brief cognitive-behavioral intervention to teach skills in an effort to prevent placement in segregation. AICs housed in IMU at SRCI will participate in FYMS, designed to enhance institutional adjustment and facilitate the transition to lower-security settings. These treatments include an incentive-based program comprised of a combination of applied behavior analysis (ABA), individual counseling and interactive journaling, group interventions, and re-entry services. AICs demonstrating positive behavior and participation will earn enhanced privileges and be gradually introduced to lower-security settings. Finally, these AICs will be monitored on a specialized caseload in general population for a period of time after release from segregation. Outcome data will be collected on both treatment groups and compared to a matched sample of AICs.

Quantifying Results

The agency will be collecting and tracking disciplinary segregation unit (DSU) data to determine the effectiveness of the programs and DSU counselors, including, but not limited to:

- Percent of population in DSU
- Length of stay in DSU
- Number of AICs released in prior quarter that returned to restricted housing within three months

The University of Cincinnati and the University of Portland will publish the results of their study and provide DOC with executive reports and consultation on the results of the assessment tool and the two interventions. This will include reductions in admissions to segregation, reduced use of segregation, recidivism of those returning to general population from segregation, etc. From those results, we will determine targets and ranges for ongoing assessments as part of the agency and local scorecards.

BUDGET NARRATIVE

Agency Request Budget

Staffing Impact

Positions	7
FTE	7.00

Revenue Source

General Fund	\$2,526,111
Other Funds	\$0

Governor's Budget

Staffing Impact

Positions	0
FTE	0.00

Revenue Source

General Fund	\$0
Other Funds	\$0

2021-23 Fiscal Impact

This package was denied and will have no impact to the 2019-21 or 2021-23 biennia.

ESSENTIAL AND POLICY PACKAGE FISCAL IMPACT SUMMARY

Corrections, Dept of
Pkg: 123 - Optimizing Special Housing

Cross Reference Name: Operations Division
Cross Reference Number: 29100-003-00-00-00000

<i>Description</i>	General Fund	Lottery Funds	Other Funds	Federal Funds	Nonlimited Other Funds	Nonlimited Federal Funds	All Funds
Revenues							
General Fund Appropriation	-	-	-	-	-	-	-
Total Revenues	-	-	-	-	-	-	-
Personal Services							
Class/Unclass Sal. and Per Diem	-	-	-	-	-	-	-
Overtime Payments	-	-	-	-	-	-	-
Shift Differential	-	-	-	-	-	-	-
All Other Differential	-	-	-	-	-	-	-
Empl. Rel. Bd. Assessments	-	-	-	-	-	-	-
Public Employees' Retire Cont	-	-	-	-	-	-	-
Social Security Taxes	-	-	-	-	-	-	-
Unemployment Assessments	-	-	-	-	-	-	-
Worker's Comp. Assess. (WCD)	-	-	-	-	-	-	-
Mass Transit Tax	-	-	-	-	-	-	-
Flexible Benefits	-	-	-	-	-	-	-
Total Personal Services	-	-	-	-	-	-	-
Services & Supplies							
Instate Travel	-	-	-	-	-	-	-
Employee Training	-	-	-	-	-	-	-
Office Expenses	-	-	-	-	-	-	-
Data Processing	-	-	-	-	-	-	-
Professional Services	-	-	-	-	-	-	-
Other Services and Supplies	-	-	-	-	-	-	-

ESSENTIAL AND POLICY PACKAGE FISCAL IMPACT SUMMARY

Corrections, Dept of
Pkg: 123 - Optimizing Special Housing

Cross Reference Name: Operations Division
Cross Reference Number: 29100-003-00-00-00000

<i>Description</i>	General Fund	Lottery Funds	Other Funds	Federal Funds	Nonlimited Other Funds	Nonlimited Federal Funds	All Funds
Services & Supplies							
Expendable Prop 250 - 5000	-	-	-	-	-	-	-
IT Expendable Property	-	-	-	-	-	-	-
Total Services & Supplies	-	-	-	-	-	-	-
Total Expenditures							
Total Expenditures	-	-	-	-	-	-	-
Total Expenditures	-	-	-	-	-	-	-
Ending Balance							
Ending Balance	-	-	-	-	-	-	-
Total Ending Balance	-	-	-	-	-	-	-
Total Positions							
Total Positions							-
Total Positions	-	-	-	-	-	-	-
Total FTE							
Total FTE							-
Total FTE	-	-	-	-	-	-	-

BUDGET NARRATIVE

Operations Division

124 Opioid Overdose Prevention

Purpose

This policy option package seeks to upgrade security practices through the use of technology and treatment to address opioid drug addiction as a public health crisis and limit staff and AIC exposure to dangerous controlled substances. The items listed below will improve staff safety, provide better security, and reduce the amount of drugs and other contraband coming into DOC institutions.

- A. Mail Scanners
- B. Raman Spectrometer (Tru-Narc) – Handheld Narcotics Analyzer
- C. Drug Detecting K9s and Handler Program
- D. Body Scanners
- E. Medically Assisted Treatment

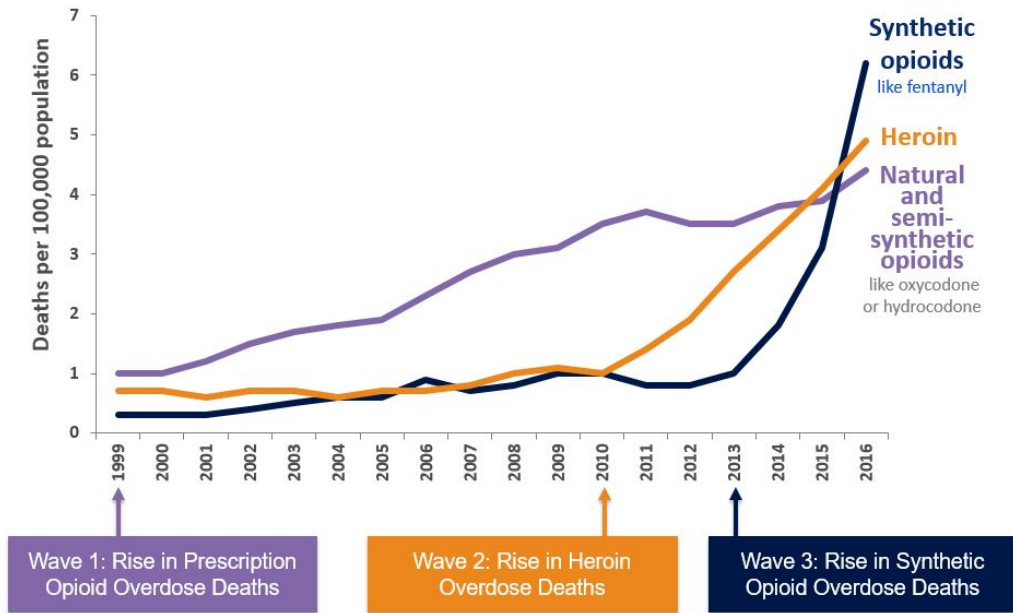
Four policy and program areas have been identified for this package request. The resources being requested for the Operations Division are specific to items A and D.

DOC has established a Comprehensive Drug Policy Task Force to bring forward policy recommendations to combat the drug problems in this country and our prisons through a comprehensive platform that addresses prevention and interdiction, treatment, and enforcement/accountability. This three pronged approach seeks to upgrade security practices through the use of technology and treatment that will address opioid drug addiction as a public health crisis and limit staff and inmate exposure to dangerous controlled substances. We seek to purchase new technology and implement a K9 program to provide better security and reduce the amount of drugs and other contraband coming into the institutions. These additions to DOC's enhanced interdiction would also significantly limit the possibility of staff and inmate exposure to dangerous substances.

Centers for Disease Control and Prevention have outlined the growing opioid epidemic in the United States. Around 66 percent of the more than 63,600 drug overdose deaths in 2016 involved an opioid. In 2016, the number of overdose deaths involving opioids (including prescription opioids like heroin and illicitly manufactured fentanyl) was five times higher than in 1999. On average, 115 Americans die every day from an opioid overdose. A relative newcomer to the battle against dangerous substances, Fentanyl is 30 to 50 times more potent than heroin, just two milligrams is considered to be a deadly dose. It only takes a small amount of fentanyl inhaled through the nose or mouth and absorbed by mucous membranes to cause severe adverse reactions.

BUDGET NARRATIVE

3 Waves of the Rise in Opioid Overdose Deaths

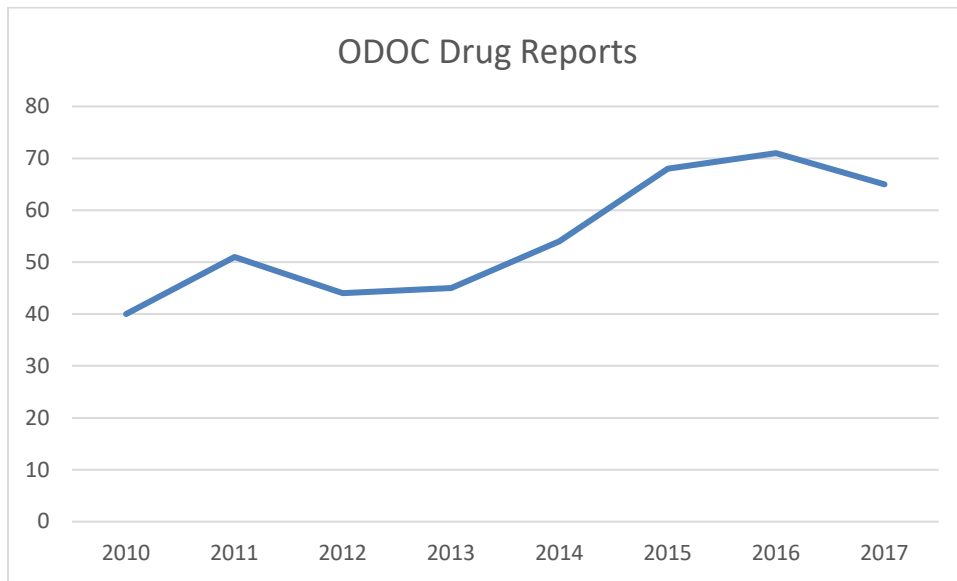


SOURCE: National Vital Statistics System Mortality File.

According to Northpoint Recovery, a local drug and alcohol treatment center, illicit drug use in Oregon exceeds the national average, per capita. Oregon is ranked number four in the U.S. for the rate of drug use, ages 12 and over (2012 & 2013). Drug abuse in Oregon is roughly the same across all age categories. Of Oregon's prison population, 23 percent of individuals are incarcerated because of drug offenses, five percent solely for a drug charge and 18 percent for a combination drug/other offense. The majority of felony drug convictions in Oregon were due to delivery (87 percent), possession (11 percent), and manufacturing (2 percent).

This epidemic has not bypassed DOC. The majority of unusual incident reports (UIRs) for contraband involve drugs. The trend for the type of drugs that have been seized has been very similar to what the graph above showed nationally.

BUDGET NARRATIVE



Traditional methods of conducting area searches, clothed and unclothed searches, and utilizing metal detectors have not been sufficient to curb the increase in drug use that has been seen nationally, in Oregon and in DOC institutions. Utilizing modern technology would allow officers to better detect drugs being brought into the facility while at the same time limiting their own exposure to contact with these substances.

How Achieved

A. Mail Scanners ChemImage VeroVision Mail Screeners

The Oregon Department of Corrections mailrooms received 1,124,640 pieces of mail in 2017. Mailroom staff are the first line in protecting DOC facilities from illicit substances coming in through the mail system. They need available technology to assist in detecting and identifying these substances. In an effort to increase our ability to stop the influx of drugs coming into our facilities through the mail, to protect the staff that handle the mail, and allow correspondence between AICs and loved ones, we are recommending the purchase of six VeroVision Mail Screeners, one for each of the facilities that are a classification level three or higher (medium to maximum).

The VeroVision Mail Screener utilizes wide-field hyperspectral imaging techniques to rapidly image an article of mail, evaluate the data set and display to the user if a potential illicit substance has been detected. It is designed to detect the presence of even very

BUDGET NARRATIVE

small quantities of substances like Suboxone, meth, heroine, and Fentanyl that may be hidden in incoming AIC mail, primarily under crayons, colored pencil, stamps, envelope glue, and raised art on greeting cards. If the scanner detects the presence of a substance, a second scan is conducted to presumptively identify the substance.

This system has been tested twice at the Oregon State Penitentiary (OSP) and was successfully able to detect the controlled substances it was subjected to. The VeroVision Mail Screener will have a significant impact in stopping the introduction of drugs into our facilities. Additionally, it will have positive impacts on staff safety by limiting the contact with controlled substances coming in through the mail.

The VeroVision Mail Screener also has an intuitive feature. In the event that the VeroVision scanner detects, but does not identify, a substance, the scan of the substance is saved. During software upgrades, the saved scans are sent back to ChemImage's laboratory and cross-referenced with VeroVision scans from other agencies in an effort to identify new, and constantly changing, drug "recipes". This process allows the system's database library of drugs and cutting agents to constantly grow.

The VeroVision Mail Screener can also be used for more than just mail. Substances found during cell, area, and pat searches can be placed on the scanner for identification.

The VeroVision Mail Screener does not detect organic substances such as marijuana, which is usually sent in larger quantities, thereby making modern detection methods different. The Raman Spectrometer (Tru-Narc device) detailed below is recommended for organics and large quantities of substances.

The purchase of the VeroVision system also has the potential to allow DOC to move to a centralized mail sorting system. A centralized mail sorting system would ensure department-wide consistency. A centralized mail sorting system will also limit the number of staff that could be exposed to illicit substances through the mail by ensuring that all mail is handled in the same manner by staff who have all had consistent training. This centralized process would prevent toxic substances from being delivered into the institution, exposing staff and AICs in all parts of the institution. Moving to a centralized system could be accomplished with the same number of mail room staff we currently have in the department and the six devices we are requesting. There would be a small cost to train mail room staff to use the machine, but the cost associated would be minimal. This technology would allow mail that is scanned and cleared as not containing drugs to be sent into AICs rather than to be held and tested with traditional methods.

The lease option cost of each VeroVision Mail Screener is approximately \$111,015.00 and has a four-year extended comprehensive service agreement package for each device at \$36,985.00. We are requesting six units at an estimated total cost of \$893,370, which includes shipping and handling charges.

BUDGET NARRATIVE

The resources requested specific to Item A are \$897,509 General Fund, 0 positions, and 0.00 FTE.

D. Body Scanners

A review of Oregon jails found that some were using technology to successfully mitigate this issue. Body scanners had been installed in intake areas to give officers a better tool to reduce contraband and drugs entering each facility. As traditional searches have proven to be less than sufficient to address the introduction of drugs into facilities, the use of full-body scanning technology that detects contraband hidden inside and on an individual's body would bring the DOC into the 21st century. Full-body scanners have been in use for years by airports to search for metal concealed on individuals, but emerging technology enhances body scans by identifying both metallic and organic materials.

During operation, the individual stands on an automated platform that moves him or her through the machine, scanning the body with a one mm-thick radiation beam. As the beam passes through the body, the system measures how much density is left in the beam. The information is then processed and relayed to a computer that reconstructs the image. Officers operating the system study the rendering of the individual to see if anything looks out of place. The system shows officers something as minute as a filling in someone's tooth. Although the system scans a person's entire body inside and out, it does not show as much soft tissue detail as the Transportation Security Administration's scanners, so an AIC's privacy would be protected.

The approximate cost to bring in body scanners to all of DOC institutions that are a custody classification of two or lower (minimum) would be approximately \$1.25 million.

The resources requested specifically for Item C are \$1,536,000 General Fund, 0 Positions, 0.00 FTE.

Quantifying Results

If the policy option package is approved, the agency expects there to be a significant drop in the number of drugs being brought into state institutions and a significant increase in illicit drug contraband finds within our institutions. Both expected results will have a direct impact on the safety and security of AICs, staff, contractors, and the community. We know that contraband, in the form of illicit drugs introduced into secure correctional facilities are used for purposes that are in direct conflict with correctional rehabilitation. This conflict includes reduced programming success, furtherance of substance addiction, extortion, illegal trade and bartering, staff and AIC assaults, murder, and increased AIC healthcare cost. The results will be measured in the Offender Management System by the number of UIRs for contraband drugs found within the facilities. Additionally, the use of technology will enable a multifaceted enhanced drug interdiction approach (body scanners, mail scanners, increased urine tests, reinstatement of K9 detection, and intelligence sharing) that was recently studied in California's prisons. The quasi-experimental study of institutions in which enhanced interdiction efforts were used saw a 20-25 percent

BUDGET NARRATIVE

reduction in overall urine drug test failures. The new technology and K9 program will be components of an overall enhanced interdiction effort which would be evaluated in a manner similar to the California study.

Agency Request Budget

Staffing Impact

Positions	0
FTE	0.00

Revenue Source

General Fund	\$2,433,509
Other Funds	\$0

Governor's Budget

Staffing Impact

Positions	0
FTE	0.00

Revenue Source

General Fund	\$897,509
Other Funds	\$0

2021-23 Fiscal Impact

The actions in component A were approved. The ongoing costs will become part of the 2021-23 Base Budget. The one-time costs will be phased out as part of the 2021-23 budget development process.

ESSENTIAL AND POLICY PACKAGE FISCAL IMPACT SUMMARY

Corrections, Dept of
Pkg: 124 - Opioid Overdose Prevention

Cross Reference Name: Operations Division
Cross Reference Number: 29100-003-00-00-00000

<i>Description</i>	General Fund	Lottery Funds	Other Funds	Federal Funds	Nonlimited Other Funds	Nonlimited Federal Funds	All Funds
Revenues							
General Fund Appropriation	897,509	-	-	-	-	-	897,509
Total Revenues	\$897,509	-	-	-	-	-	\$897,509
Services & Supplies							
Employee Training	2,639	-	-	-	-	-	2,639
Data Processing	894,870	-	-	-	-	-	894,870
Total Services & Supplies	\$897,509	-	-	-	-	-	\$897,509
Capital Outlay							
Technical Equipment	-	-	-	-	-	-	-
Total Capital Outlay	-	-	-	-	-	-	-
Total Expenditures							
Total Expenditures	897,509	-	-	-	-	-	897,509
Total Expenditures	\$897,509	-	-	-	-	-	\$897,509
Ending Balance							
Ending Balance	-	-	-	-	-	-	-
Total Ending Balance	-	-	-	-	-	-	-

DETAIL OF LOTTERY FUNDS, OTHER FUNDS, AND FEDERAL FUNDS REVENUE

Corrections, Dept of
2019-21 Biennium

Agency Number: 29100
Cross Reference Number: 29100-003-00-00-00000

<i>Source</i>	2015-17 Actuals	2017-19 Leg Adopted Budget	2017-19 Leg Approved Budget	2019-21 Agency Request Budget	2019-21 Governor's Budget	2019-21 Leg. Adopted Audit
Other Funds						
Charges for Services	10,253,361	8,317,588	8,317,588	15,410,693	15,410,693	-
Admin and Service Charges	655,609	26,102	26,102	1,285,032	1,285,032	-
Fines and Forfeitures	388,033	46,703	46,703	209,005	209,005	-
Rents and Royalties	14,754	-	-	-	-	-
Interest Income	69,930	12,994	12,994	33,446	33,446	-
Sales Income	1,533,670	1,419,960	1,419,960	1,663,297	1,663,297	-
Donations	73,477	-	-	-	-	-
Other Revenues	720,214	3,598,446	3,598,446	783,941	783,941	-
Transfer In - Intrafund	243,880	266,295	266,295	286,642	286,642	-
Transfer Out - Intrafund	(73,928)	-	-	-	-	-
Total Other Funds	\$13,879,000	\$13,688,088	\$13,688,088	\$19,672,056	\$19,672,056	-

DETAIL OF LOTTERY FUNDS, OTHER FUNDS, AND FEDERAL FUNDS REVENUE

Source	Fund	ORBITS Revenue Acct	2015-2017 Actual	2017-19 Legislatively Adopted	2017-19 Legislatively Approved	2019-21		
						Agency Request	Governor's Balanced	Legislatively Adopted
Inmate Work Crews	Other	0410	\$10,253,361	\$8,317,588	\$8,317,588	\$15,410,693	\$15,410,693	\$0
Admin & Service Charges	Other	0415	\$655,609	\$26,102	\$26,102	\$1,285,032	\$1,285,032	0
Charges to inmates for property damage	Other	0505	\$388,033	\$46,703	\$46,703	\$209,005	\$209,005	0
Land leases, easements	Other	0510	\$14,754	0	0	0	0	0
Debt service previously financed with General Funds.	Other	0605	\$69,930	\$12,994	\$12,994	\$33,446	\$33,446	0
Real property sales, non-inmate food sales, sales of inmate-produced products and surplus property sales	Other	0705	\$1,533,670	\$1,419,960	\$1,419,960	\$1,663,297	\$1,663,297	0
Donations	Other	0905	\$73,477	0	0	0	0	0
Victim's restitution allocations	Other	0975	\$720,214	\$3,598,446	\$3,598,446	\$783,941	\$783,941	0
Inmate Welfare Funds, including telephone revenues, canteen profits, fines and confiscations, and vending machine sales	Other	1010	\$243,880	\$266,295	\$266,295	\$286,642	\$286,642	0
Movement of revenues between organizational units	Other	2010	(\$73,928)	0	0	0	0	0

BUDGET NARRATIVE

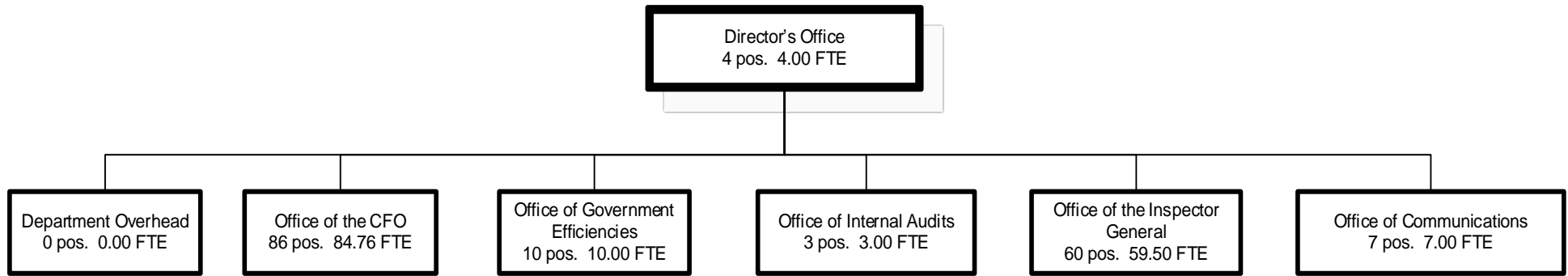
This page intentionally left blank.

BUDGET NARRATIVE

OREGON DEPARTMENT OF CORRECTIONS

Central Administration Organizational Chart

2017-19 Legislatively Approved Budget



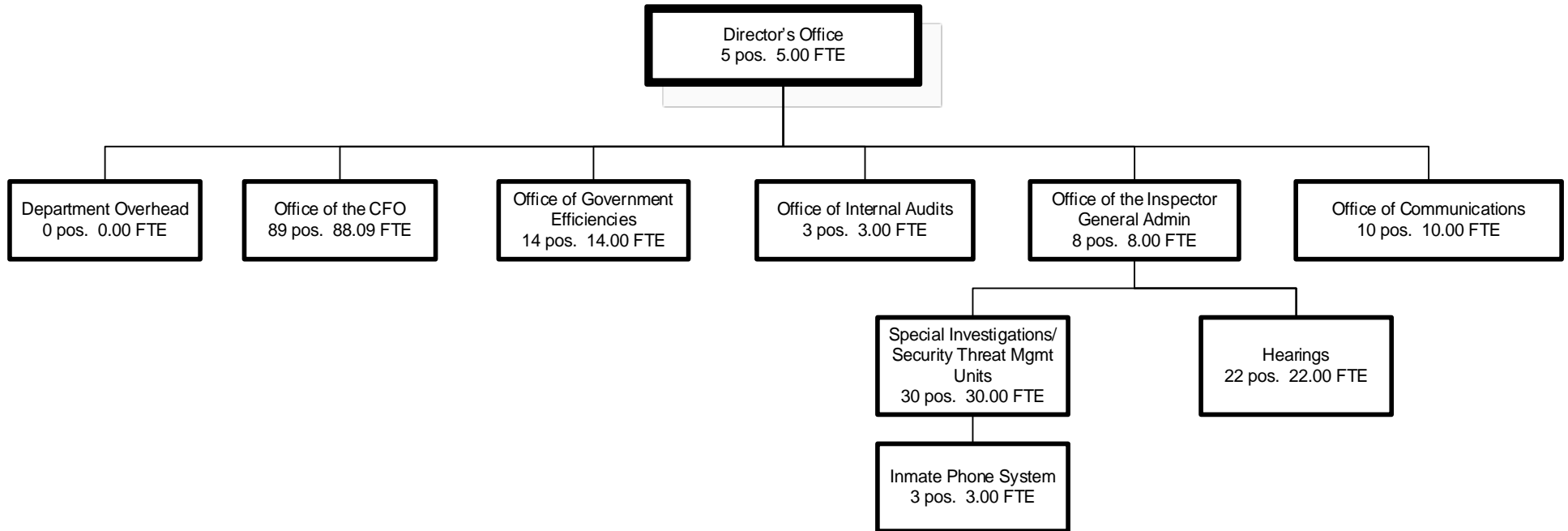
Total Positions: 170
FTE: 168.26

BUDGET NARRATIVE

OREGON DEPARTMENT OF CORRECTIONS

Central Administration Organizational Chart

2019-21 Agency Request Budget



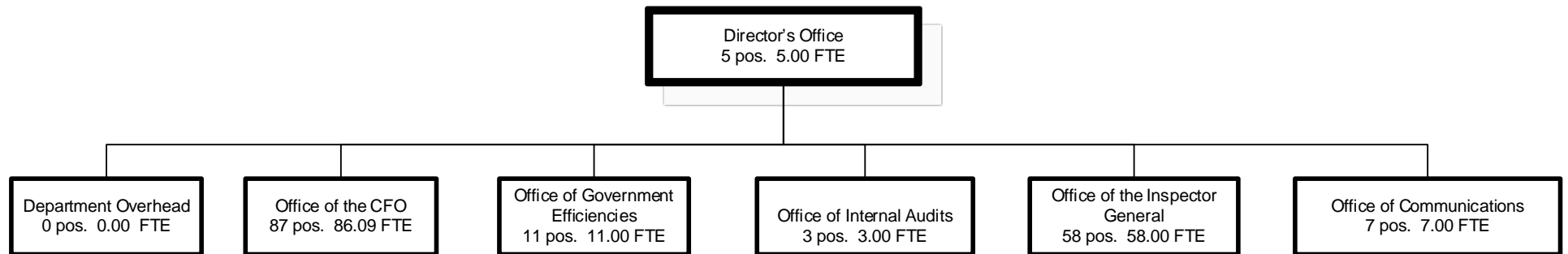
Total Positions: 184
FTE: 183.09

BUDGET NARRATIVE

OREGON DEPARTMENT OF CORRECTIONS

Central Administration Organizational Chart

2019-21 Governor's Budget



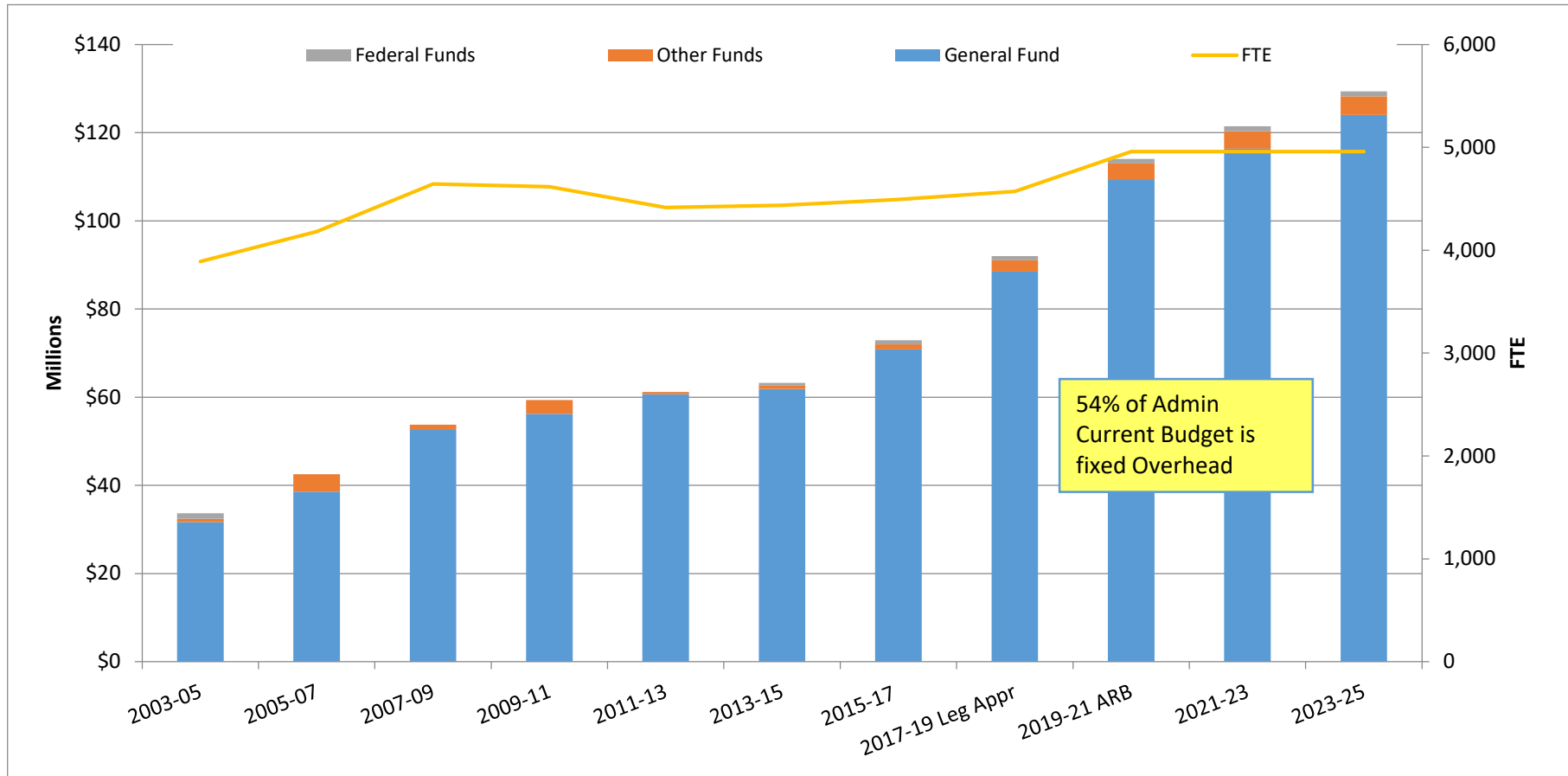
Total Positions: 171
FTE: 170.09

BUDGET NARRATIVE

Central Administration

Program Unit Executive Summary

- a. Long-Term Focus Areas that are impacted by the program: Healthy and Safe Oregonians; Excellence in State Government
- b. Primary Program Contact: Brian Belleque, Deputy Director
- c. Total Funds Budget



d. Program Overview

BUDGET NARRATIVE

The Central Administration is structured under the Director and Deputy Director who oversee the agency, six program areas, and one budgetary account that contains agency-wide assessments and state government service charges. In addition, the administrator of Oregon Corrections Enterprises (OCE) reports to the Department of Corrections (DOC) Director. This office provides overall leadership to the department, develops strategic plans, develops long-range and short-term performance goals and vision statements, participates in statewide planning activities with other agencies and business partners, provides leadership for statewide public safety initiatives, and is the state's liaison with various state and federal public safety organizations.

e. Program Funding Request

This program is requesting \$109,263,326 General Fund to provide oversight to every division and program operating within the department. This request includes funding for nine Policy Option Packages, which are described in detail later in this document. Estimated costs for 2021-23 are \$116,359,759 and \$124,035,437 for 2023-25.

f. Program Description

The Central Administration oversees every division and program operating within the department. It interacts with other partners such as the Oregon Criminal Justice Commission, Community Corrections Directors in every county, the Oregon State Police, the Department of Public Safety Standards & Training, the Oregon Board of Parole and Post-Prison Supervision, the Oregon Youth Authority, representatives from city and county governments, the Department of Administrative Services, the Governor's Office, Police Chiefs, Sheriffs, advocates, and members of the Legislature. This office is frequently engaged in interaction with federal and national agencies relating to public safety, including the National Institute of Corrections and the Association of State Correctional Administrators. As a result, the Central Administration continues to focus on administrative effectiveness, accountability, and strengthening internal and external communications.

g. Program Justification and Link to Long-Term Outcomes

There is a direct link between the long-term outcome of healthy and safe Oregonians and the department's core mission: to promote public safety by holding offenders accountable for their actions and reducing the risk of future criminal behavior. DOC created partnerships with Oregon communities to hold offenders accountable, support victims, and enhance the quality of life for the citizens of Oregon. DOC's mission incorporates both the responsibility for public safety and constitutional tenets. DOC selects intervention strategies that change antisocial thinking and behaviors and that give AICs the skills necessary to become productive, law-abiding members of society after release from incarceration. In addition, the Central Administration ensures the agency is operating in an open, transparent, and communicative matter, and ultimately oversees performance management and process improvement to ensure excellence as a government agency.

h. Program Performance

BUDGET NARRATIVE

Effectiveness of Central Administration is reflected by the outcomes of performance measures for each individual program within the agency, many of which are reflected in the agency's CORE scorecard.

Office of the Chief Financial Officer

The Office of the Chief Financial Officer's performance measures are reflected in the agency-wide scorecard as follows.

Measure Name	Measure Calculation	Target	1 st quarter 2017	2 nd quarter 2017	3 rd quarter 2017	4 th quarter 2017
Projected General Fund expenditures vs. approved budget snapshot	Compares projected and end-of-biennium GF expenditures to GF budget. Comparison taken as a snapshot of the most recent month.	0%	0.34%	0.08%		2.67%
Comprehensive Annual Financial Report	Comprehensive Annual Financial Report	100%	100%			
Forecast Accuracy	Percent of difference between projected General Fund expenditure forecast and actual expenditure performance.	1%	4.42%	-3.18%		10.95%
Object/Subject coding errors	Track outcome of training DOC staff on properly coding procurements	1%	4.63%	2.21%	2.05%	0.73%
LFO Fiscal Impact Statements	Percent of the time we meet our deadline for submitting fiscal impact statements	100%	98%	93%		

Office of Communications

The Office of Communications' performance is based on providing information to the Governor's office, legislature, media, public, staff, AICs, including family and friends of AICs. Its measures are reflected on the agency's scorecard.

Measure Name	Measure Calculation	Target	1 st quarter 2017	2 nd quarter 2017	3 rd quarter 2017	4 th quarter 2017
News coverage	Percentage of DOC-specific news coverage that is initiated by the department	30%	69%	56%	80%	77%

BUDGET NARRATIVE

Legislative requests	Number of days to fulfil or complete a legislative request (excluding requests from a hearing)	3	2.12	1.13	1.20	1.80
Public records requests	Number of days to fulfill a public records request	15	3.98	3.47	4.7	3.29
DOC general information inquiries	Number of days to respond to email inquiries to the DOC general email box	3	.65	.75	1.40	1.20

Office of Government Efficiencies

The Office of the Government Efficiencies' performance measures are reflected in the agency-wide scorecard as follows.

Measure Name	Measure Calculation	Target	1 st quarter 2017	2 nd quarter 2017	3 rd quarter 2017	4 th quarter 2017
Range and Targets	Percentage of active process and outcome measures with established targets and/or ranges	100%	82.00%	84.00%	86.00%	82.95%
Process measures	Percentage of process measures meeting target	95%	45%	36%	33%	31.11%
Outcome measures	Percentage of outcome measures meeting target	95%	59%	56%	48%	43.24%
Active measures	Percentage of all (Process and Outcome) measures that are active	100%	83%	85%	84%	89.80%

Office of Internal Audits

The Office of Internal Audits measures performance based on the following:

- Percent of audit plans completed (reflected on the agency-wide scorecard)
- Timeliness of audit reports
- Percent of risk-based audits completed
- Communication with client

Measure Name	Measure Calculation	Target	1 st quarter 2017	2 nd quarter 2017	3 rd quarter	4 th quarter 2017
--------------	---------------------	--------	------------------------------	------------------------------	-------------------------	------------------------------

BUDGET NARRATIVE

					2017	
Internal audits	Percent of internal audit findings complete (two-year lookback)	100%	71%	67%	100%	25%

Office of the Inspector General

The Office of the Inspector General (OIG) measures performance based on the allocation of existing resources. In 2017, the OIG conducted a total of 2,149 investigations including 23 PREA/boundaries cases.

The Security Threat Management (STM) Unit responded to one major incident at the Oregon State Penitentiary in April 2017. Several other small-scale incidents occurred but did not require extended facility lock-downs and were quickly managed collaboratively with facilities. Effective management of the STM caseload has been proactive in gathering information and managing threats. We are continuing to monitor and place AICs on restrictions for violations to their management plans which reduced further disturbances. In addition, we worked jointly with out of state officials to strategically place high risk AICs in out of state institutions to provide a safer environment for our population.

The Office of the Inspector General's performance measures are reflected in the agency-wide scorecard as follows.

Measure Name	Measure Calculation	Target	1 st quarter 2017	2 nd quarter 2017	3 rd quarter 2017	4 th quarter 2017
STM Caseload reduction	Percent of custody level 3 & 4/high-alert AICs who move from high alert to moderate alert or alert status, or custody level 1 or 2	20%	21.63%	22.99%	23.80%	22.88%
STM caseload recidivism	Percent of custody level 3 & 4/high-alert AICs who move to moderate alert or alert status and back to high-alert status within one year	≤ 10%	6.98%	12.44%	9.40%	1.36%
Litigated tort claim ratio (AIC)	Ratio of total number of litigated tort claims to total number of tort claims (Litigated/Total Claims)	≤ 7.6%	6.40%	4.80%	8.75%	9.90%
Tort claims (AIC)	Number of Tort claims filed	≤208	171	165	160	202
Homicides	Number of AIC deaths by homicide	0	0	0	0	0
Suicides	Number of AIC deaths by suicide	0	1	0	0	0

BUDGET NARRATIVE

AICs injured on work assignments	Number of AIC injury fund claims per quarter	5	7	0	6	3
----------------------------------	--	---	---	---	---	---

i. Enabling Legislation/Program Authorization

- ORS Chapter 423 and Administrative Rules 291-001 to 291-208
- Oregon Constitution, Article 1, Bill of Rights, Section 15
- Case law relating to treatment of incarcerated individuals
- U.S. Constitution, 8th Amendment
- ORS 171.557 State Budget Policy
- ORS 194.410 – 192.505 Public Records Law
- ORS 423.400 and ORS 423.440 Government Transparency (Corrections Ombudsman)
- ORS 182.525 Biennial Report (Evidence-Based Programs)
- OAR 291-075 Citizen Complaints
- OAR 291-204 Media Access Rule
- ORS 192.243 Administrative Rules and Policies
- OAR 291-069 Security Threat Management
- ORS 421.180 Disciplinary procedures
- OAR 291-105 Prohibited Inmate Conduct and Processing Disciplinary Actions
- Public Law 108-79 Prison Rape Elimination Act
- OAR 291-006 Inmate Discrimination Review Committee
- USC Title 42, Chapter 126, Section 12101 Americans with Disabilities Act
- ORS 184.360 Internal Audit in State Government
- OAR 125-700 Internal Audit
- OAR 291-035 Research Proposals

j. Describe the various funding streams that support the program

The funding source for the Central Administration is primarily General Fund, with some Other Funds support from the Inmate Welfare Fund. Central Administration is also where certain agency-wide overhead costs are reported. Costs budgeted in this location include Department of Administrative Services assessments, state government service charges, risk management and other insurance costs, Attorney General fees, office rents, utilities for Salem administrative offices, costs associated with the sales of Certificates of Participation, and repayments of loans from other state agencies.

BUDGET NARRATIVE

k. Describe how the 2019-21 funding proposal compares to the program authorized for the agency in 2017-19

During the 2019-21 biennium, Central Administration will continue providing oversight to every division and program operating within the department. The primary change for Central Administration from 2017-19 to 2019-21 is nine Policy Option Packages.

- Policy Package 102c – Public Safety Center Campus (PSCC). This package component seeks funding for cost of issuance for XI-Q bonds related to a new Public Safety Center Campus in Salem that would co-locate Department of Corrections, Oregon Corrections Enterprise, Board of Parole and Post-Prison Supervision, and Criminal Justice Commission.
- Policy Package 105 – Research & Data FTE and Contracting. This package requests resources to lead, manage and administer data used for CORE, the strategic planning and implementation of organizational transformation, research and analysis services, and the ability to collaborate with Oregon Universities and other criminal justice professionals.
- Policy Package 106a – IT Systems Sustainability. This package component requests funding for licensing Statistical Analysis Software (SAS), a software suite of applications used extensively to retrieve and integrate data from a variety of sources as well as to data mine and convert data for reporting, providing business intelligence to the agency and providing statistical analysis.
- Policy Package 108 – DOC Intranet. This package seed to develop and deploy an enterprise-wide Communications and Collaboration portal (CCP) – intranet to support strategies improving business communications and processes within the agency.
- Policy Package 109b – Central Support Initiatives. This package component seeks staffing to develop and implement a records management program to provide direction and oversight and to streamline processes relative to records management and litigation.
- Policy Package 110f – Capital Renewal & Deferred Maintenance. This package seeks funding for cost of issuance of XI-Q bonds related to Capital Renewal, Replacement of wireless communication system, and upgrade of a camera system.
- Policy Package 113c – Other Funds Position Creation. This package component seeks to establish other fund positions to administer Adult in Custody (AIC) revenue generating activities.
- Policy Package 114 – Payroll Cost Savings. This package requests additional positions to address operational and classification inconsistencies with the work performed by the Payroll Unit of the Agency.

BUDGET NARRATIVE

- Policy Package 124c – Opioid Overdose Prevention. This package component seeks to implement a K-9 program to provide better security and reduce the amount of drugs and other contraband coming into the institutions.

Program Unit Narrative

The Central Administration includes the following subunits, which are described in more detail below: Office of the Director, Office of the Chief Financial Officer, Office of Communications, Office of Government Efficiencies, Office of Internal Audits, Office of the Inspector General, and Office of Research and Evaluation. In addition, the Oregon Corrections Enterprises Administrator reports directly to the DOC Director.

Office of the Director

The Office of the Director coordinates, monitors, and leads all agency activities. The Director, Deputy Director, and two support staff work directly with all functional units throughout the agency to ensure the agency accomplishes its mission. Members of the Director's Office also work with outside stakeholders to ensure transparency and provide a conduit between the community, legislature, special interest groups, and the general public. Five divisional assistant directors report directly to the Office of the Director. These divisions are Administrative Services, Community Corrections, Correctional Services Division, Human Resources, and Operations. Also reporting directly to the Office of the Director are the administrators of the offices described below. The primary cost driver for the Central Administration is department overhead and the classifications and level of compensation of the positions it supports.

Office of the Chief Financial Officer

The Office of the Chief Financial Officer is responsible for oversight of the financial activity for DOC. One of the principle activities of this office is the development of the biennial agency budget. Using budget development guidelines promulgated by the Department of Administrative Services Budget and Management Division, the budget staff develops detailed information for integration into the current service level budget and works with agency program and executive staff to develop the fiscal impact information for any new proposals the agency may wish to move forward in the form of policy packages. This office is also responsible for the development of fiscal impact pricing for all new bills that have a potential impact on the agency. Inside the agency, this office is responsible for monitoring and reporting on the status of the agency budgets at multiple levels.

Expenditure forecasts are developed in conjunction with program managers and assistant directors; forecasts are updated monthly based on actual spending patterns. Interim rebalance plans, requests for additional General Fund appropriation or Other Funds and Federal Funds expenditure limitations, responses to legislative budget notes and other legislative directives are the responsibility of this office. Emergency Board requests are prepared and coordinated through this office as well. The primary cost drivers for this office are personnel costs. Other workload drivers are the growth in numbers of prison facilities, the high volume of information and analytical requests from the Governor's Office, the Legislature, and the public.

BUDGET NARRATIVE

The Office of the Chief Financial Officer also oversees the central functions of Accounting, Payroll, Contracts & Procurement, Central Trust (AIC banking), financial systems support, and business services across the agency.

Office of Communications

The Office of Communications is charged with furthering the department's mission and goals through close collaboration with the agency's external and internal stakeholders, both inside and beyond the realm of public safety. Serving as a trusted source of accurate information, this office ensures the agency is a transparent governmental organization that members of the public can access at any time. The Office of Communications includes internal communications, external communications, media relations, legislative and government relations, and public records information coordination.

Office of Government Efficiencies

The Office of Government Efficiencies (OGE) is a data-driven unit that provides the agency's Executive Team with critical information for decision making, and ensures the department's mission, strategic direction, and ensuring programs are aligned. The OGE's performance management work is designed to continuously monitor and measure the effectiveness of DOC's daily work through CORE. This performance management system allows the agency to identify processes that are not working optimally, identify barriers to performance, streamline processes, save time and money, and increase program and process effectiveness. If processes are not meeting targets, a 7-Step Problem-Solving methodology can be used.

OGE includes the Office of Research and Evaluation, which provides the agency with mission-critical information on AIC populations, program performance, and policy impacts necessary to plan, evaluate, and direct the operations of the department. Its key responsibilities are to provide continuous and ongoing evaluation of the department's evidence-based programs, identify means to reduce recidivism, and assess programs and operational components. Additionally, this office manages and maintains the agency's data warehouse and its front-end application, the Correctional Management Information System (CMIS), as well as provides research and data to support evidence-based programs, govern legislative and public information requests, and the agency's performance-based management system, and CORE.

Office of Internal Audits

The Office of Internal Audits strives to enhance and protect organizational value by bringing a systematic, disciplined approach of evaluating and improving the effectiveness of DOC's risk management, control, and governance processes. Internal Audits is the only entity within the agency providing these unique services. This office supports all programs within the agency. The budget of Internal Audits is driven primarily by personnel costs.

Internal Audits uses a risk-based approach to internal auditing. Based on an annual risk assessment, and with the consultation of the DOC Audit Committee, an audit plan is created for the year. Due to staffing restraints, only the highest risks are audited each year.

BUDGET NARRATIVE

Internal Audits liaises with the Secretary of State (SOS) and other external auditors for financial and performance audits. Internal audits reports on audit activities to DAS and SOS. In addition to risk-based auditing and liaising with external stakeholders, Internal Audits provides consulting services for internal stakeholders to improve agency outcomes and identify areas for improvement.

The Office of Internal Audits consists of one Senior Internal Auditors and one Audit Administrator. In order to comply with International Auditing Standards, Internal Auditors are required, among other things, to attend 20 hours of training per year. Internal Audit completes this training locally and cost-effectively through its participation in the local chapter of the Institute of Internal Auditors. Continual training enables Internal Audits to keep informed of the current climate of internal auditing, as well as the unique challenges facing government as it pertains to risk analysis and governance.

Office of the Inspector General

The Office of the Inspector General (OIG) provides an oversight function for DOC and has broad reporting authority with the ability to report directly to Oregon State Police and the Governor. The OIG was created in 1990 as recommended by an investigative report to the Governor. The Inspector General has broad responsibility for oversight of suspected, alleged, or actual misconduct within DOC, and the coordination of rules and policies. Within the OIG are multiple units that work to ensure compliance with rules, policies, and statute:

- The Hearings Unit is currently composed of a Hearings Administrator, Hearings Officers, and Hearings Support staff. The unit works together to ensure that all DOC administrative hearings are conducted and processed accurately and in a timely manner.
- The Security Threat Management (STM) Unit has three primary functions: high alert AIC management, department-wide intelligence gathering, and investigative support to superintendents during major incidents. DOC has STM Lieutenants strategically placed in various DOC institutions who track STM AICs behavior and progress. STM Lieutenants work in partnership with institution staff to formulate management plans for each STM AIC.
- The Special Investigations Unit (SIU) provides investigative services to all DOC institutions and facilities. SIU has investigators throughout the state who specialize in fugitive apprehension, drug and contraband interdiction, evidence collection, surveillance, administrative and criminal investigations, and employee investigations. This unit partners with federal, state, and local law enforcement agencies by providing intelligence and networking assistance towards investigative efforts. This unit has central oversight over a variety of DOC programs including use of force reviews, suicide reviews, and electronic surveillance.
- The Intelligence Section serves as the department's central hub for all threat intelligence and acts as the information liaison with outside law enforcement agencies. This section receives information from all DOC facilities, the community, public safety partners (both in-state and federal), and other sources. Once information is gathered, it is analyzed, verified, and disseminated to the appropriate areas to be used in investigations (criminal and administrative), fugitive apprehension, and developing plans of action which allow the department to proactively respond to current and emerging threats.

BUDGET NARRATIVE

- The OIG also oversees DOC's Prison Rape Elimination Act (PREA) efforts and compliance. PREA was enacted in 2003 and is a federal law that seeks to eliminate sexual assaults and sexual misconduct. This law applies to all federal and state prisons, jails, police lock-ups, private facilities, juvenile facilities, and community correctional settings. DOC has a zero tolerance for sexual abuse.

Department Overhead

The Agency Overhead Account makes up a substantial portion of the Central Administration budget. It is the repository for a variety of assessments, fees, loan obligations, State Government Services Charges, and other service charges. Since these charges benefit the agency as a whole, they are budgeted and paid centrally.

Proposed New Laws That Apply to the Program Unit

None of the agency's four legislative concepts for the 2019 session fall under the leadership of Central Administration.

Expenditures by Fund Type, Positions and Full-Time Equivalents – 2019-21 Agency Request Budget

Program Sub-Unit	Position/ FTE	Revenue Sources			
		General Fund	Other Funds	Federal Fund	Total Fund
Director's Office	8 / 8.00	\$2,852,338	\$88,696	\$0	\$2,941,034
Department Overhead	0 / 0.00	\$61,640,829	\$2,512,587	\$482,022	\$64,635,438
Government Efficiencies	14 / 14.00	\$4,328,583	\$0	\$0	\$4,328,583
Chief Financial Office	89 / 88.09	\$20,870,456	\$499,965	\$0	\$21,370,421
Inspector General	63 / 63.00	\$16,238,432	\$668,398	\$557,200	\$17,464,030
Office of Communications	10 / 10.00	\$3,332,688	\$0	\$0	\$3,332,688
Program Unit Total	184 / 183.09	\$109,263,326	\$3,769,646	\$1,039,222	\$114,072,194

Expenditures by Fund Type, Positions and Full-Time Equivalents – 2019-21 Governor's Budget

BUDGET NARRATIVE

Program Sub-Unit	Position/ FTE	Revenue Sources			
		General Fund	Other Funds	Federal Fund	Total Fund
Director's Office	8 / 8.00	\$2,849,878	\$88,696	\$0	\$2,938,574
Department Overhead	0 / 0.00	\$56,066,503	\$1,124,327	\$482,022	\$57,672,852
Government Efficiencies	11 / 11.00	\$3,366,213	\$0	\$0	\$3,366,213
Chief Financial Office	87 / 86.09	\$20,402,450	\$499,965	\$0	\$20,902,415
Inspector General	58 / 58.00	\$14,809,508	\$668,398	\$557,200	\$16,035,106
Office of Communications	7 / 7.00	\$1,903,065	\$0	\$0	\$1,903,065
Program Unit Total	171 / 170.09	\$99,397,617	\$2,381,386	\$1,039,222	\$102,818,225

Revenue Sources and Proposed Revenue Changes in Agency Request Budget

Other Fund revenues recorded in the Director's Office sub-unit are received from Social Security Administration Incentive Fund, DOC executive staff, and Oregon Trail Card, and are used to pay for a "finder's fee" for DOC's effort in identifying adults in custody eligible for Social Security (but denied benefits because of incarceration), travel reimbursements, and account balancing.

Federal Fund revenues recorded in the Agency Overhead sub-unit include the Oregon Community Health Information Network (OCHIN) Broadband subsidy program. Federal Funds recorded in this sub-unit are for the proper accounting of donated federal funds from the Federal Communications Commission that flow through OCHIN to expand bandwidth to health care providers, including Oregon prisons. This is simply an accounting transaction; it does not represent a cash transaction.

The Inspector General's Office receives Other Funds from the Inmate Welfare Fund to provide staff for inmate phone system management and security. Federal Funds are received in this sub-unit for the current Prison Rape Elimination Act (PREA) grant. A 25 percent match requirement is satisfied by the ongoing staff efforts to implement the new federal law.

Revenue Sources and Proposed Revenue Changes in Governor's Budget

The revenue sources and proposed revenue changes in the Governor's Budget are reflected above accordingly.

BUDGET NARRATIVE

Central Administration Division

010 Non-PICS Psnl Svc / Vacancy Factor

Package Description

Purpose

This package includes three components: 1) The cost of Personal Services adjustments, such as inflation on non-PICS accounts, i.e., overtime, differentials, unemployment compensation, and mass transit taxes, which are not automatically generated by PICS; 2) An adjustment for the anticipated savings associated with normal employee turnover, commonly referred to as vacancy savings, which is developed using a formula prescribed by the Department of Administrative Services (DAS) Chief Financial Office (CFO) that considers both the savings and costs associated with normal turnover activity; and 3) An adjustment to the Public Employee Retirement System (PERS) Pension Obligation Bond assessment, which is also developed by the DAS CFO.

How Achieved

Non-PICS Accounts – With the exception of Mass Transit, adjustment amounts are computed by multiplying the above referenced accounts in the 2017-19 Base Budget by the standard inflation factor of 3.8%. Added to these amounts is the value of the exceptional inflation awarded to agencies that have both mandated caseload and 24/7 facilities. Overtime, Shift Differential and All Other Differential accounts have an additional above-standard inflation rate of 8.1%.

Vacancy Savings – Vacancy savings are computed using the formula and guidelines prescribed in the Budget and Legislative Concept Instructions and approved by the DAS CFO. This formulaic estimate of vacancy savings is then compared against the base budget, resulting in a package 010 adjustment.

PERS Pension Obligation Bonds – The Pension Obligation Bond amount is provided by the DAS CFO. This budgeted amount is distributed by DAS for Debt Service on PERS Pension Obligation Bonds. There is no inflation factor applied to Pension Obligation Bonds.

Agency Request Budget

Staffing Impact

None

BUDGET NARRATIVE

Revenue Source

General Fund	\$472,184
Other Funds	\$39,439

Governor's Budget

Staffing Impact

None

Revenue Source

General Fund	\$472,184
Other Funds	\$39,439

2021-23 Fiscal Impact

Actions approved in this package will have varying impacts on future periods. Normal inflation will be integrated into and become part of the Base Budget for 2021-23, as will the funding approved in the non-PICS exceptions. Vacancy savings are re-projected each biennium based on agency experience. The Pension Obligation Bond financing will be an ongoing liability for the agency.

ESSENTIAL AND POLICY PACKAGE FISCAL IMPACT SUMMARY

Corrections, Dept of
Pkg: 010 - Non-PICS Psnl Svc / Vacancy Factor

Cross Reference Name: Central Administration
Cross Reference Number: 29100-004-00-00-00000

<i>Description</i>	General Fund	Lottery Funds	Other Funds	Federal Funds	Nonlimited Other Funds	Nonlimited Federal Funds	All Funds
Revenues							
General Fund Appropriation	472,184	-	-	-	-	-	472,184
Total Revenues	\$472,184	-	-	-	-	-	\$472,184
Transfers Out							
Tsfr To Agriculture, Dept of	-	-	-	-	-	-	-
Total Transfers Out	-	-	-	-	-	-	-
Personal Services							
Temporary Appointments	5,865	-	-	-	-	-	5,865
Overtime Payments	1,898	-	-	-	-	-	1,898
Shift Differential	-	-	-	-	-	-	-
All Other Differential	13,809	-	1,776	-	-	-	15,585
Public Employees' Retire Cont	3,460	-	391	-	-	-	3,851
Pension Obligation Bond	162,222	-	10,146	-	-	-	172,368
Social Security Taxes	1,650	-	136	-	-	-	1,786
Unemployment Assessments	1,211	-	10	-	-	-	1,221
Mass Transit Tax	21,132	-	289	-	-	-	21,421
Vacancy Savings	260,937	-	26,691	-	-	-	287,628
Total Personal Services	\$472,184	-	\$39,439	-	-	-	\$511,623
Services & Supplies							
Office Expenses	-	-	-	-	-	-	-
Expendable Prop 250 - 5000	-	-	-	-	-	-	-

ESSENTIAL AND POLICY PACKAGE FISCAL IMPACT SUMMARY

Corrections, Dept of
Pkg: 010 - Non-PICS Psnl Svc / Vacancy Factor

Cross Reference Name: Central Administration
Cross Reference Number: 29100-004-00-00-00000

<i>Description</i>	General Fund	Lottery Funds	Other Funds	Federal Funds	Nonlimited Other Funds	Nonlimited Federal Funds	All Funds
Services & Supplies							
IT Expendable Property	-	-	-	-	-	-	-
Total Services & Supplies	-	-	-	-	-	-	-
Total Expenditures							
Total Expenditures	472,184	-	39,439	-	-	-	511,623
Total Expenditures	\$472,184	-	\$39,439	-	-	-	\$511,623
Ending Balance							
Ending Balance	-	-	(39,439)	-	-	-	(39,439)
Total Ending Balance	-	-	(\$39,439)	-	-	-	(\$39,439)

BUDGET NARRATIVE

Central Administration Division

022 Phase-out Program & One-time Costs

Package Description

Purpose

This package includes the financial impact associated with phasing out programs, services, or legislative actions that were terminated during the 2017-19 biennium. This includes the elimination of one-time expenditures and/or reductions that were a part of the 2017-19 budget.

How Achieved

This package phases out one-time Other Fund staffing related expendable property associated with accounting positions approved in 2017-19 LAB POP 113. In addition, one-time 2017-19 Other Fund limitation for Capital Renewal bond issuance costs (POP 811) and DOC TAG Upgrade (POP 813) have been phased out.

Agency Request Budget

Staffing Impact

None

Revenue Source

General Fund	\$(1,233,126)
Other Funds	\$0
Federal Funds	\$0

Governor's Budget

Staffing Impact

None

Revenue Source

General Fund	\$(1,233,126)
--------------	---------------

BUDGET NARRATIVE

Other Funds	\$0
Federal Funds	\$0

2021-23 Fiscal Impact

The actions included in this package will become part of the Base Budget for 2021-23.

ESSENTIAL AND POLICY PACKAGE FISCAL IMPACT SUMMARY

Corrections, Dept of
Pkg: 022 - Phase-out Pgm & One-time Costs

Cross Reference Name: Central Administration
Cross Reference Number: 29100-004-00-00-00000

<i>Description</i>	General Fund	Lottery Funds	Other Funds	Federal Funds	Nonlimited Other Funds	Nonlimited Federal Funds	All Funds
Services & Supplies							
Other COP Costs	-	-	(721,466)	-	-	-	(721,466)
Expendable Prop 250 - 5000	-	-	(6,322)	-	-	-	(6,322)
IT Expendable Property	-	-	(5,338)	-	-	-	(5,338)
Total Services & Supplies	-	-	(\$733,126)	-	-	-	(\$733,126)
Capital Outlay							
Other Capital Outlay	-	-	(500,000)	-	-	-	(500,000)
Total Capital Outlay	-	-	(\$500,000)	-	-	-	(\$500,000)
Total Expenditures							
Total Expenditures	-	-	(1,233,126)	-	-	-	(1,233,126)
Total Expenditures	-	-	(\$1,233,126)	-	-	-	(\$1,233,126)
Ending Balance							
Ending Balance	-	-	1,233,126	-	-	-	1,233,126
Total Ending Balance	-	-	\$1,233,126	-	-	-	\$1,233,126

BUDGET NARRATIVE

Central Administration Division

031 Standard Inflation

Package Description

Purpose

This package includes funding for inflation and adjustments to reflect the Price List of Goods and Services issued by DAS. The prescribed standard inflation factors were used for all accounts in this division.

How Achieved

For 2019-21, inflation factors are 3.8% for standard inflation, 4.2% for Professional Services, 20.14% for Attorney General charges, 3.8% for Facility Rental and Taxes, and 3.7% for Special Payments. Inflation requested in this package is based on the 2019-21 Base Budget. Inflation associated with biennialized phased-in programs, when applicable, is included in package 021.

In the Governor's Budget, package 090 eliminated the General Fund inflation for Services and Supplies on all accounts except for: Telecommunications, State Government Service Charges, Data Processing, Attorney General and Facilities Rent and Taxes. Package 091 reduced the State Government Service Charges and DAS Other Charges. Package 092 reduced the Attorney General charges by 5.95%.

Agency Request Budget

Staffing Impact

None

Revenue Source

General Fund	\$12,696,820
Other Funds	\$18,221
Federal Funds	\$39,749

Governor's Budget

Staffing Impact

BUDGET NARRATIVE

None

Revenue Source

General Fund	\$12,696,820
Other Funds	\$18,221
Federal Funds	\$39,749

2021-23 Fiscal Impact

The net impact of the actions in this package and the reductions in packages 090, 091, and 092 will become part of the Base Budget for 2021-23.

ESSENTIAL AND POLICY PACKAGE FISCAL IMPACT SUMMARY

Corrections, Dept of
Pkg: 031 - Standard Inflation

Cross Reference Name: Central Administration
Cross Reference Number: 29100-004-00-00-00000

<i>Description</i>	General Fund	Lottery Funds	Other Funds	Federal Funds	Nonlimited Other Funds	Nonlimited Federal Funds	All Funds
Revenues							
General Fund Appropriation	12,696,820	-	-	-	-	-	12,696,820
Total Revenues	\$12,696,820	-	-	-	-	-	\$12,696,820
Services & Supplies							
Instate Travel	4,971	-	657	3,531	-	-	9,159
Out of State Travel	717	-	812	-	-	-	1,529
Employee Training	5,839	-	24	-	-	-	5,863
Office Expenses	56,236	-	992	-	-	-	57,228
Telecommunications	97,179	-	-	17,646	-	-	114,825
State Gov. Service Charges	11,882,632	-	-	-	-	-	11,882,632
Data Processing	145,737	-	48	-	-	-	145,785
Publicity and Publications	1,468	-	-	-	-	-	1,468
Professional Services	13,038	-	-	18,572	-	-	31,610
Attorney General	384,531	-	-	-	-	-	384,531
Employee Recruitment and Develop	112	-	-	-	-	-	112
Dues and Subscriptions	321	-	-	-	-	-	321
Facilities Rental and Taxes	53,190	-	-	-	-	-	53,190
Fuels and Utilities	7,062	-	-	-	-	-	7,062
Facilities Maintenance	340	-	-	-	-	-	340
Medical Services and Supplies	603	-	-	-	-	-	603
Other Care of Residents and Patients	216	-	-	-	-	-	216
Other Services and Supplies	31,644	-	15,688	-	-	-	47,332
Expendable Prop 250 - 5000	2,519	-	-	-	-	-	2,519

ESSENTIAL AND POLICY PACKAGE FISCAL IMPACT SUMMARY

Corrections, Dept of
Pkg: 031 - Standard Inflation

Cross Reference Name: Central Administration
Cross Reference Number: 29100-004-00-00-00000

<i>Description</i>	General Fund	Lottery Funds	Other Funds	Federal Funds	Nonlimited Other Funds	Nonlimited Federal Funds	All Funds
Services & Supplies							
IT Expendable Property	1,842	-	-	-	-	-	1,842
Total Services & Supplies	\$12,690,197	-	\$18,221	\$39,749	-	-	\$12,748,167
Capital Outlay							
Office Furniture and Fixtures	2,459	-	-	-	-	-	2,459
Total Capital Outlay	\$2,459	-	-	-	-	-	\$2,459
Special Payments							
Dist to Individuals	3,825	-	-	-	-	-	3,825
Other Special Payments	339	-	-	-	-	-	339
Total Special Payments	\$4,164	-	-	-	-	-	\$4,164
Total Expenditures							
Total Expenditures	12,696,820	-	18,221	39,749	-	-	12,754,790
Total Expenditures	\$12,696,820	-	\$18,221	\$39,749	-	-	\$12,754,790
Ending Balance							
Ending Balance	-	-	(18,221)	(39,749)	-	-	(57,970)
Total Ending Balance	-	-	(\$18,221)	(\$39,749)	-	-	(\$57,970)

BUDGET NARRATIVE

Central Administration Division

032 Above Standard Inflation

Package Description

Purpose

This package includes funding for above standard inflation as prescribed by DAS. Approval by the DAS CFO is required in order to use this package. Medical accounts are approved to use the additional medical services inflation factor because they rely heavily on skilled medical staff (doctors, dentists, registered nurses), advancements in medical technology, and high-cost prescription drugs to fulfill its mandate.

How Achieved

For 2019-21, the above standard inflation factor for Medical Services and Supplies is 0.4%, and non-DAS inflation related to Non-state employee personnel costs applied to Special Payments is 0.4%. These are in addition to the inflation included in package 031.

In the Governor's Budget, package 090 eliminated the value of this package

Agency Request Budget

Staffing Impact

None

Revenue Source

General Fund	\$64
Other Funds	\$0
Federal Funds	\$0

Governor's Budget

Staffing Impact

None

BUDGET NARRATIVE

Revenue Source

General Fund	\$64
Other Funds	\$0
Federal Funds	\$0

2021-23 Fiscal Impact

The actions included in this package were eliminated in package 090 and will not have an impact on the 2019-21 or 2021-23 biennia.

ESSENTIAL AND POLICY PACKAGE FISCAL IMPACT SUMMARY

Corrections, Dept of
Pkg: 032 - Above Standard Inflation

Cross Reference Name: Central Administration
Cross Reference Number: 29100-004-00-00-00000

<i>Description</i>	General Fund	Lottery Funds	Other Funds	Federal Funds	Nonlimited Other Funds	Nonlimited Federal Funds	All Funds
Revenues							
General Fund Appropriation	64	-	-	-	-	-	64
Total Revenues	\$64	-	-	-	-	-	\$64
Services & Supplies							
Medical Services and Supplies	64	-	-	-	-	-	64
Total Services & Supplies	\$64	-	-	-	-	-	\$64
Total Expenditures							
Total Expenditures	64	-	-	-	-	-	64
Total Expenditures	\$64	-	-	-	-	-	\$64
Ending Balance							
Ending Balance	-	-	-	-	-	-	-
Total Ending Balance	-	-	-	-	-	-	-

BUDGET NARRATIVE

Central Administration Division

040 Mandated Caseload

Package Description

Purpose

Mandated caseload changes included in this package are based on caseload changes for programs that are required by the federal government, the state constitution, or court actions. Mandated caseload costs include, but are not limited to, the cost of additional staff and operating costs required to operate these programs. The April 2018 Oregon Corrections Population Forecast published by DAS Office of Economic Analysis is the basis for actions presented in this package.

How Achieved

In response to the caseload projections included in the April 2018 Population Forecast, DOC completes a Population Management Plan that details the location and number of beds to be opened and/or closed in the institutions. This plan reflects de-activating temporary and emergency beds within the department's facilities as the result of the declining prison population forecast.

Specifically, the plan includes reducing the funding for temporary and emergency beds planned to be de-activated during the 2019-21 biennium at Two Rivers Correctional Institution, Coffee Creek Correctional Facility, and Eastern Oregon Correctional Institution.

The Governor's Budget modified this package to reflect the reduction to mandated caseload from the October 2018 population forecast.

Agency Request Budget

Staffing Impact	2019-21	2021-23
Positions	0	0
FTE	0	0

Revenue Source

General Fund	\$(4,941)
Other Funds	\$0
Federal Funds	\$0

BUDGET NARRATIVE

Governor's Budget

Staffing Impact	2019-21	2021-23
Positions	0	0
FTE	0	0
Revenue Source		
General Fund	\$(9,155)	
Other Funds	\$0	
Federal Funds	\$0	

2021-23 Fiscal Impact

Mandated caseload is re-projected each biennium during budget development based on the most current Office of Economic Analysis population forecast, therefore actions in this package will not have an impact in 2021-23.

ESSENTIAL AND POLICY PACKAGE FISCAL IMPACT SUMMARY

Corrections, Dept of
Pkg: 040 - Mandated Caseload

Cross Reference Name: Central Administration
Cross Reference Number: 29100-004-00-00-00000

<i>Description</i>	General Fund	Lottery Funds	Other Funds	Federal Funds	Nonlimited Other Funds	Nonlimited Federal Funds	All Funds
Revenues							
General Fund Appropriation	(9,155)	-	-	-	-	-	(9,155)
Total Revenues	(\$9,155)	-	-	-	-	-	(\$9,155)
Services & Supplies							
Office Expenses	(9,155)	-	-	-	-	-	(9,155)
Total Services & Supplies	(\$9,155)	-	-	-	-	-	(\$9,155)
Total Expenditures							
Total Expenditures	(9,155)	-	-	-	-	-	(9,155)
Total Expenditures	(\$9,155)	-	-	-	-	-	(\$9,155)
Ending Balance							
Ending Balance	-	-	-	-	-	-	-
Total Ending Balance	-	-	-	-	-	-	-

BUDGET NARRATIVE

Central Administration Division

060 Technical Adjustments

Package Description

Purpose

This package is used for technical budget adjustments such as agency reorganizations and expenditure category budget shifts that do not meet the criteria of the other essential packages.

How Achieved

At the agency level, this package includes the following net zero adjustments: 1) Reallocation of General Fund budget between various DCR's and 2) Reduction of Services and Supplies budget to pay for three new Correctional Case Management related positions and new position authority to eliminate one currently double filled position. This division's package includes 1) position authority and related funding to eliminate one currently double-filled position and 2) budget shifted from other division's to cover this division's expected attorney general expenses.

Agency Request Budget

Staffing Impact

Positions:	0
FTE:	0

Revenue Source

General Fund	\$446,959
Other Funds	\$0
Federal Funds	\$0

Governor's Budget

Staffing Impact

Positions:	1
FTE:	1.00

BUDGET NARRATIVE

Revenue Source

General Fund	\$446,959
Other Funds	\$0
Federal Funds	\$0

2021-23 Fiscal Impact

The actions included in this package will become a part of the Base Budget for 2019-21.

ESSENTIAL AND POLICY PACKAGE FISCAL IMPACT SUMMARY

Corrections, Dept of
Pkg: 060 - Technical Adjustments

Cross Reference Name: Central Administration
Cross Reference Number: 29100-004-00-00-00000

<i>Description</i>	General Fund	Lottery Funds	Other Funds	Federal Funds	Nonlimited Other Funds	Nonlimited Federal Funds	All Funds
Revenues							
General Fund Appropriation	446,959	-	-	-	-	-	446,959
Total Revenues	\$446,959	-	-	-	-	-	\$446,959
Personal Services							
Class/Unclass Sal. and Per Diem	157,008	-	-	-	-	-	157,008
Empl. Rel. Bd. Assessments	61	-	-	-	-	-	61
Public Employees' Retire Cont	34,589	-	-	-	-	-	34,589
Social Security Taxes	12,011	-	-	-	-	-	12,011
Unemployment Assessments	283	-	-	-	-	-	283
Worker's Comp. Assess. (WCD)	58	-	-	-	-	-	58
Mass Transit Tax	942	-	-	-	-	-	942
Flexible Benefits	35,184	-	-	-	-	-	35,184
Total Personal Services	\$240,136	-	-	-	-	-	\$240,136
Services & Supplies							
Attorney General	206,823	-	-	-	-	-	206,823
Total Services & Supplies	\$206,823	-	-	-	-	-	\$206,823
Total Expenditures							
Total Expenditures	446,959	-	-	-	-	-	446,959
Total Expenditures	\$446,959	-	-	-	-	-	\$446,959

ESSENTIAL AND POLICY PACKAGE FISCAL IMPACT SUMMARY

Corrections, Dept of
Pkg: 060 - Technical Adjustments

Cross Reference Name: Central Administration
Cross Reference Number: 29100-004-00-00-00000

<i>Description</i>	General Fund	Lottery Funds	Other Funds	Federal Funds	Nonlimited Other Funds	Nonlimited Federal Funds	All Funds
Ending Balance							
Ending Balance	-	-	-	-	-	-	-
Total Ending Balance	-	-	-	-	-	-	-
Total Positions							
Total Positions							1
Total Positions	-	-	-	-	-	-	1
Total FTE							
Total FTE							1.00
Total FTE	-	-	-	-	-	-	1.00

POSITION NUMBER	CLASS COMP	CLASS NAME	POS CNT	FTE	MOS	STEP	RATE	GF SAL/OPE	OF SAL/OPE	FF SAL/OPE	LF SAL/OPE	AF SAL/OPE
1900004	MMN X0873	AP OPERATIONS & POLICY ANALYST 4	1	1.00	24.00	02	6,542.00	157,008 81,903				157,008 81,903
TOTAL PICS SALARY								157,008				157,008
TOTAL PICS OPE								81,903				81,903
TOTAL PICS PERSONAL SERVICES =			1	1.00	24.00			238,911				238,911

BUDGET NARRATIVE

Central Administration Division

090 Analyst Adjustments

Package Description

Purpose

This package, added by the Governor, reflects additional policy adjustments to the DOC 2019-21 Agency Request Budget.

How Achieved

This package in the Governor's Balanced Budget eliminated the standard inflation for all services and supplies accounts except Telecommunications, State Government Service Charges, Data Processing, Attorney General and Facilities Rent and Taxes in package 031, eliminated a position, and S&S cuts related to certain positions. These values are identified in the table below:

Revenue Source	Package 031	Package 032	Vacant Position Elimination	S&S on Certain Positions
General Fund	(\$126,928)	(\$64)	(\$170,630)	(\$56,739)
Other Funds				
Positions			(1)	
FTE			(1.00)	

Governor's Balanced Budget

Staffing Impact

Positions: (1)
FTE: (1.00)

Revenue Source

General Fund (\$354,361)
Other Funds \$0
Federal Funds \$0

2019-21 Fiscal Impact

The actions included in this package will become part of the Base Budget in 2021-23.

ESSENTIAL AND POLICY PACKAGE FISCAL IMPACT SUMMARY

Corrections, Dept of
Pkg: 090 - Analyst Adjustments

Cross Reference Name: Central Administration
Cross Reference Number: 29100-004-00-00-00000

<i>Description</i>	General Fund	Lottery Funds	Other Funds	Federal Funds	Nonlimited Other Funds	Nonlimited Federal Funds	All Funds
Revenues							
General Fund Appropriation	(354,361)	-	-	-	-	-	(354,361)
Total Revenues	(\$354,361)	-	-	-	-	-	(\$354,361)
Personal Services							
Class/Unclass Sal. and Per Diem	(103,872)	-	-	-	-	-	(103,872)
Empl. Rel. Bd. Assessments	(61)	-	-	-	-	-	(61)
Public Employees' Retire Cont	(22,883)	-	-	-	-	-	(22,883)
Social Security Taxes	(7,946)	-	-	-	-	-	(7,946)
Worker's Comp. Assess. (WCD)	(58)	-	-	-	-	-	(58)
Mass Transit Tax	(623)	-	-	-	-	-	(623)
Flexible Benefits	(35,184)	-	-	-	-	-	(35,184)
Reconciliation Adjustment	(3)	-	-	-	-	-	(3)
Total Personal Services	(\$170,630)	-	-	-	-	-	(\$170,630)
Services & Supplies							
Instate Travel	(11,610)	-	-	-	-	-	(11,610)
Out of State Travel	(717)	-	-	-	-	-	(717)
Employee Training	(11,716)	-	-	-	-	-	(11,716)
Office Expenses	(86,890)	-	-	-	-	-	(86,890)
Data Processing	(8,448)	-	-	-	-	-	(8,448)
Publicity and Publications	(1,468)	-	-	-	-	-	(1,468)
Professional Services	(13,038)	-	-	-	-	-	(13,038)
Employee Recruitment and Develop	(112)	-	-	-	-	-	(112)
Dues and Subscriptions	(321)	-	-	-	-	-	(321)

ESSENTIAL AND POLICY PACKAGE FISCAL IMPACT SUMMARY

Corrections, Dept of
Pkg: 090 - Analyst Adjustments

Cross Reference Name: Central Administration
Cross Reference Number: 29100-004-00-00-00000

<i>Description</i>	General Fund	Lottery Funds	Other Funds	Federal Funds	Nonlimited Other Funds	Nonlimited Federal Funds	All Funds
Services & Supplies							
Fuels and Utilities	(7,062)	-	-	-	-	-	(7,062)
Facilities Maintenance	(340)	-	-	-	-	-	(340)
Medical Services and Supplies	(667)	-	-	-	-	-	(667)
Other Care of Residents and Patients	(216)	-	-	-	-	-	(216)
Other Services and Supplies	(36,765)	-	-	-	-	-	(36,765)
Expendable Prop 250 - 5000	(2,519)	-	-	-	-	-	(2,519)
IT Expendable Property	(1,842)	-	-	-	-	-	(1,842)
Total Services & Supplies	(\$183,731)	-	-	-	-	-	(\$183,731)
Total Expenditures							
Total Expenditures	(354,361)	-	-	-	-	-	(354,361)
Total Expenditures	(\$354,361)	-	-	-	-	-	(\$354,361)
Ending Balance							
Ending Balance	-	-	-	-	-	-	-
Total Ending Balance	-	-	-	-	-	-	-
Total Positions							
Total Positions							(1)
Total Positions	-	-	-	-	-	-	(1)

ESSENTIAL AND POLICY PACKAGE FISCAL IMPACT SUMMARY

Corrections, Dept of
Pkg: 090 - Analyst Adjustments

Cross Reference Name: Central Administration
Cross Reference Number: 29100-004-00-00-00000

<i>Description</i>	General Fund	Lottery Funds	Other Funds	Federal Funds	Nonlimited Other Funds	Nonlimited Federal Funds	All Funds
Total FTE							
Total FTE							(1.00)
Total FTE	-	-	-	-	-	-	(1.00)

12/18/18 REPORT NO.: PPDPFISCAL
 REPORT: PACKAGE FISCAL IMPACT REPORT
 AGENCY:29100 DEPT OF CORRECTIONS
 SUMMARY XREF:004-00-00 Central Administration

DEPT. OF ADMIN. SVCS. -- PPDB PICS SYSTEM

PAGE 4

2019-21

PROD FILE

PICS SYSTEM: BUDGET PREPARATION

PACKAGE: 090 - Analyst Adjustments

POSITION NUMBER	CLASS COMP	CLASS NAME	POS CNT	FTE	MOS	STEP	RATE	GF SAL/OPE	OF SAL/OPE	FF SAL/OPE	LF SAL/OPE	AF SAL/OPE
9902480	AAONC5237 AP	DEPT/CORRECTIONS INSPECTOR 1	1-	1.00-	24.00-	02	4,328.00	103,872- 66,132-				103,872- 66,132-
TOTAL PICS SALARY								103,872-				103,872-
TOTAL PICS OPE								66,132-				66,132-
TOTAL PICS PERSONAL SERVICES =			1-	1.00-	24.00-			170,004-				170,004-

BUDGET NARRATIVE

Central Administration Division

091 Statewide Adjustment DAS Charges

Package Description

Purpose

This package, added by the Governor, reflects additional policy adjustments to the DOC 2019-21 Agency Request Budget.

How Achieved

This package is used for technical budget adjustments for reduction to Department of Administrative Services (DAS) service charges.

Governor's Balanced Budget

Staffing Impact

Positions:	0
FTE:	0

Revenue Source

General Fund	(\$5,356,274)
Other Funds	\$0
Federal Funds	\$0

2019-21 Fiscal Impact

The actions included in this package will become part of the Base Budget in 2019-21.

ESSENTIAL AND POLICY PACKAGE FISCAL IMPACT SUMMARY

Corrections, Dept of
Pkg: 091 - Statewide Adjustment DAS Chgs

Cross Reference Name: Central Administration
Cross Reference Number: 29100-004-00-00-00000

<i>Description</i>	General Fund	Lottery Funds	Other Funds	Federal Funds	Nonlimited Other Funds	Nonlimited Federal Funds	All Funds
Revenues							
General Fund Appropriation	(5,356,274)	-	-	-	-	-	(5,356,274)
Total Revenues	(\$5,356,274)	-	-	-	-	-	(\$5,356,274)
Services & Supplies							
Office Expenses	(504,879)	-	-	-	-	-	(504,879)
State Gov. Service Charges	(4,289,683)	-	-	-	-	-	(4,289,683)
Data Processing	(311,158)	-	-	-	-	-	(311,158)
Other Services and Supplies	(250,554)	-	-	-	-	-	(250,554)
Total Services & Supplies	(\$5,356,274)	-	-	-	-	-	(\$5,356,274)
Total Expenditures							
Total Expenditures	(5,356,274)	-	-	-	-	-	(5,356,274)
Total Expenditures	(\$5,356,274)	-	-	-	-	-	(\$5,356,274)
Ending Balance							
Ending Balance	-	-	-	-	-	-	-
Total Ending Balance	-	-	-	-	-	-	-

BUDGET NARRATIVE

Central Admin Division

092 Statewide AG Adjustment

Package Description

Purpose

This package, added by the Governor, reflects additional policy adjustments to the DOC 2019-21 Agency Request Budget.

How Achieved

This package is used for technical budget adjustments for reductions to Attorney General charges for services.

Governor's Balanced Budget

Staffing Impact

Positions:	0
FTE:	0

Revenue Source

General Fund	(\$148,788)
Other Funds	\$0
Federal Funds	\$0

2019-21 Fiscal Impact

The actions included in this package will become part of the Base Budget in 2021-23.

ESSENTIAL AND POLICY PACKAGE FISCAL IMPACT SUMMARY

Corrections, Dept of
Pkg: 092 - Statewide AG Adjustment

Cross Reference Name: Central Administration
Cross Reference Number: 29100-004-00-00-00000

<i>Description</i>	General Fund	Lottery Funds	Other Funds	Federal Funds	Nonlimited Other Funds	Nonlimited Federal Funds	All Funds
Revenues							
General Fund Appropriation	(148,788)	-	-	-	-	-	(148,788)
Total Revenues	(\$148,788)	-	-	-	-	-	(\$148,788)
Services & Supplies							
Attorney General	(148,788)	-	-	-	-	-	(148,788)
Total Services & Supplies	(\$148,788)	-	-	-	-	-	(\$148,788)
Total Expenditures							
Total Expenditures	(148,788)	-	-	-	-	-	(148,788)
Total Expenditures	(\$148,788)	-	-	-	-	-	(\$148,788)
Ending Balance							
Ending Balance	-	-	-	-	-	-	-
Total Ending Balance	-	-	-	-	-	-	-

BUDGET NARRATIVE

Central Administration Division

102 Capital Construction – Public Safety Center Campus

Purpose

This package requests project authorization for a new Public Safety Center Campus in Salem that would co-locate the Department of Corrections (DOC), Oregon Corrections Enterprises (OCE), Board of Parole and Post-Prison Supervision (BPPPS), and Criminal Justice Commission, with the potential expansion for all other public safety state agencies.

The resources requested are specific to Central Administration are \$1,120,000 Cost of Issuance for XI-Q Bonds.

The land surrounding the current home for the Central Administration of DOC and BPPPS (also referred to as the “north campus”) is currently under various contracts between the Department of Administrative Services (DAS) and the Salem Housing Authority, the City of Salem and Mountain West Investments, as well as a portion of land remaining with DAS. The Dome, where the central administrative offices of DOC and BPPPS reside, remains under DAS ownership. The maintenance required and unique environment associated with occupying a historic building like the Dome, present on-going challenges to provide a safe and uninterrupted work environment for employees. A Public Safety Center Campus building would provide agencies a new permanent location, which would help to support efficient and effective public safety agency operations for many decades into the future.

A Public Safety Center Campus will provide a number of immediate and significant benefits to public safety agency operations and the public at large, at a reduced long-term cost to Oregonians.

- Reduced life-time facilities costs;
- Site location & construction standards resilient to natural disasters;
- Coordination and communication efficiencies (cost avoidance opportunities);
- Modern facilities & customized spaces with energy efficiencies gained from modern engineering standards; and
- Location stability with room to grow as needed.

How Achieved

This policy option package is recommending a permanent solution that involves construction of an administrative office center campus that would house these agencies on DOC owned land near the Department of Public Safety Standards & Training and the Santiam Correctional Institution in Salem.

BUDGET NARRATIVE

For DOC specifically, all functional programs in the Salem area, with the exception of DOC's Central Distribution Center (CDC), would be housed at the new campus. This includes those agency functions that occur in the Dome building, the 22nd Street "Central South" complex that houses Human Resources, Health Services, and the Office of Population Management), some functional units housed at the CDC (Accounting, Central Trust, Procurement/Contracts, Financial Systems Support), and a variety of support units currently housed in residential housing on-site at a number of correctional institutions.

This solution will eliminate the need for leasing office space and maximize the use of shared space (motor pool area, conference, file storage, mail room, and lunch facilities). A Conceptual Master Plan completed in 2018 includes details for construction of a multi-agency Public Safety Center Campus that would accommodate current needs and provide options for future potential phases. The construction timeline is estimated at 36 to 48 months from authorization. Financing will be offset by lease savings and reduced utility costs, and the facility is projected to cost the state less over the long-term as compared to maintaining the status quo.

This package requests overall project authority and Other Fund limitation of \$75,000,000 plus General Fund to cover the debt service and Cost of Issuance to provide planning and design, infrastructure, and building construction that would make the facility ready for occupancy by the end of 2022. It also includes project management funding for six Limited Duration positions to provide project coordination and oversight over the life of the project.

Financing for the project would be provided through bond sales. Debt Service liability in the first biennium is estimated at \$1,120,000 General Fund. We are requesting both general fund and other fund limitation. New debt schedules and cost of issuance will be requested from DAS should the package move forward.

Quantifying Results

Project success will be measured by the ability to maintain the established construction schedule and complete the project within the time allowed and within the authorized budget. The project's viability can be evaluated based on the cost alternatives of significant leased space for DOC, efficiencies achieved by shared resources (building operations, technology, administrative functions, etc.), common space, fuel & utility savings and continued rentals/leases for the other prospective occupants.

Agency Request Budget

Staffing Impact

None

BUDGET NARRATIVE

Revenue Source

General Fund	\$0
Other Fund	\$1,120,000

Governor’s Budget

Staffing Impact

None

Revenue Source

General Fund	\$0
Other Fund	\$0

2021-2023 Fiscal Impact

This package was denied and will not have an impact in the 2019-21 or 2021-23 biennia.

ESSENTIAL AND POLICY PACKAGE FISCAL IMPACT SUMMARY

Corrections, Dept of
Pkg: 102 - Public Safety Center Campus (PSCC)

Cross Reference Name: Central Administration
Cross Reference Number: 29100-004-00-00-00000

<i>Description</i>	General Fund	Lottery Funds	Other Funds	Federal Funds	Nonlimited Other Funds	Nonlimited Federal Funds	All Funds
Revenues							
General Fund Obligation Bonds	-	-	-	-	-	-	-
Total Revenues	-	-	-	-	-	-	-
Services & Supplies							
Other COP Costs	-	-	-	-	-	-	-
Total Services & Supplies	-	-	-	-	-	-	-
Total Expenditures							
Total Expenditures	-	-	-	-	-	-	-
Total Expenditures	-	-	-	-	-	-	-
Ending Balance							
Ending Balance	-	-	-	-	-	-	-
Total Ending Balance	-	-	-	-	-	-	-

BUDGET NARRATIVE

Central Administration Division

105 Research & Data FTE and Contracting

Purpose

Position funding for the Research Unit and Office of Government Efficiencies (OGE) and contracting for professional services in the research unit.

- A. In 2011, Senate Bill 676 mandated that state agencies must submit outcome-based budgets for consideration. In response, the Oregon Department of Corrections (DOC) has been working over the past four years to align allocation with strategic state priorities. To meet these requirements, DOC has implemented significant changes to management frameworks, accounting policies, reporting processes, and performance management.

Correctional Outcomes through Research and Engagement (CORE) is the DOC management framework created in support of SB 676 to identify mission related, key business processes and their performance metrics to monitor and measure the work DOC does every day. This provides DOC with the tools to identify opportunities for improvement and to streamline process, use data to identify constraints, effectively use resources, and promote public safety. CORE also provides employees with opportunities to influence and improve the fundamental ways the department does business.

The DOC Research Unit and OGE leads, manages, and administers CORE, agency-wide implementation and strategic planning of DOC organizational transformation, and other agency-wide program performance improvement initiatives.

In collaboration with the department's Executive Team, and Leadership Team, OGE manages a portfolio of projects and initiatives to develop, plan, launch, promote, and sustain principles and practices of DOC's management system ensuring alignment with the agency's four- and ten-year goals. The four-year strategy map and the ten-year strategic plan, are titled, "Destination 2026." This group also provides business systems analysis; organizational development; change management; project planning; performance metrics; leadership; management of research; and data analysis for business; organizational; and operational issues for DOC.

The Research Unit performs data querying and reporting related to key performance measures, legislative requests, public information requests and CORE. The unit also provides evaluation of programs and oversight and management of external research requests that flow through the department's Research Committee. This team provides data and statistical information internally to staff throughout the department as well as to other state and local agencies for their planning and research related purposes. The information provided impacts the decision-making of the departments' divisions, operations of 14 prisons, parole, probation and post-prison supervision functions in 36 counties, and the Board of Parole and Post-Prison Supervision. The Research Unit is the

BUDGET NARRATIVE

planning, implementation, and management of the department's data mart, which is the software platform used to provide mission critical business intelligence reporting for the agency.

The Research Unit and OGE staff are the backbone of the department's ability to becoming a research and data-informed and research and data-driven agency. The demands on the Research Unit and OGE have increased exponentially while the staffing levels have remained consistent.

To provide sufficient management, oversight and services, funding is requested to re-class three existing positions. These positions provide essential work of classifications higher than the current position classifications. There are no existing positions available to fund these position reclasses; therefore, this request includes the funding to appropriately reclass the existing positions.

The resources being requested specifically for Item A are \$759,996 General Fund, three positions, and 3.00 FTE.

- B. The mission of DOC is to promote public safety by holding people accountable for their actions and reducing the risk of future criminal behavior. The Research Unit within DOC provides the agency with mission-critical information on the adult populations, program performance, and policy impacts necessary to plan, evaluates and directs the operations of the department. Pursuant to Senate Bill 267, key responsibilities include providing continuous and ongoing evaluation of the department's evidence-based programs, identifying means to reduce recidivism, and assessing programs and operational components that aligns with the department's mission and evidence-based practices. This office manages and maintains the agency's data mart and its front-end web-based application, Correctional Management Information System (CMIS). It also provides research and data to support evidence-based programs, legislative and public information requests and CORE.

This unit strives to ensure administrators, legislators, and managers have the research conclusions necessary to make informed policy and operational decisions. However, there are instances where the research need exceeds the unit's knowledge base and content expertise. This request is seeking funding to hire contract research services on a project basis.

The resources being requested specifically for Item B are \$200,000 General Fund, 0 positions, 0.00 FTE.

How Achieved

- A. The addition of two positions (Research Analyst 3 and Operations & Policy Analyst 3) within the Research unit and one Operations & Policy Analyst 4 position for OGE, will provide both units with a greater ability to meet the current and future data, research, and business analysis needs of the department as well as the ability to guide and manage continued organizational development, the performance management system and strategic vision and planning efforts.

BUDGET NARRATIVE

Currently, two of the four existing Research Analysts are dedicated to data extraction and analysis while .5 FTE of the remaining two Research Analysts is dedicated to managing the DOC Research Committee and the workload that it entails. With an agency the size of DOC, this only leaves 1.5 FTE dedicated to perform actual research that is crucial to identifying ways to improve programs, risk tools and ultimately public safety outcomes. Lastly, there are two Operations & Policy Analyst 3 positions focused on the maintenance and development of the data mart and automation and scheduling of CORE and Key Performance Measures as well as to the maintenance and expansion of the internal "Information Hub" and the data reporting offered on the web-based portal, CMIS.

The management and prioritization of this workload within both the Research Unit and OGE is challenging. However, another Research Analyst 3 will provide the Research Unit with the ability to add another .75 FTE toward Research projects and .25 FTE toward assistance with data queries and analysis. Another Operations & Policy Analyst 3 position will provide much needed data mart support as well as the capability to focus on information systems documentation and the expansion of reporting capabilities through the CMIS web portal. Adequate staffing with the Research Unit is crucial to the continued success of the unit's ability to provide research and data-informed and research and data-driven services to the agency. One additional Operations & Policy Analyst 4 position for OGE will provide project management support for department initiatives and resources to lead systems, process development, and improvement efforts.

- B. Securing professional services funding for research and analysis services will provide DOC with the ability to contract out for research and analysis services on a per-project basis when specific content knowledge is necessary that does not exist within the Research Unit. More specifically, this will allow DOC to collaborate with the Criminal Justice Commission Oregon universities and other criminal justice professionals to provide gold standard evaluations and reviews of our system work. Many of these professionals work with other criminal justice partners and share a vested interest in ensuring Oregon is utilizing effective, evidence based approaches to custody, programming, and supervision.

Additionally, professional services dollars will allow the department to contract with national research organizations who can provide broader context and perspective as it relates to justice reinvestment, outcome measures, and emerging trends for such things as risk assessment evaluations, program efficacy, and other risk/need outcomes.

Quantifying Results

- A. The department's agency-level performance scorecard already captures measures that quantify the department's performance regarding responsiveness to legislative and public record requests. Each of the institution-level scorecards tracks the performance of public record requests as well.

The Research Unit through the use of the data mart, is crucial to the support of CORE by providing data across divisions and units in preparation of the agency, divisional and institution scorecards. As part of this effort, the Research unit also created measures to

BUDGET NARRATIVE

quantify completion rates of new and revised agency, division, and institution-level scorecard CORE measures that require automation through the data mart following the structure in the table below.

OGE is focused on strategic planning and oversight of the department's performance management system and as such the agency's scorecard captures measures that track the progress of activating process and outcome measures as well as the percentage of active process and outcome measures with set ranges and targets and an overall performance of the measures. OGE developed the following measures that address solid project management of initiatives utilizing the structure of the table below:

- Percentage of Initiatives with Approved Charters
- Percentage of Executive Team Sponsored Initiatives progressing on time
- Percentage of Leadership Team Sponsored Initiatives progressing on time

The Supporting Process (SP), SP5 – Engaging Stakeholders and Partners and SP6 – Managing Performance are listed in the table below along with their associated SP measures, ranges, performance target, and data reporting frequency.

Measure No.	Measure Name	Measure Calculation	RANGE			Target	Performance
			Red	Yellow	Green		
AGY_SP_5b	Legislative Requests	Number of days to fulfill or complete a legislative request (excluding requests from a hearing)	≥6	3-5	<3	3	9/1/16 thru 3/31/18 average = 2.8 days
AGY_SP_5f	Public Records Requests	Number of days to fulfill a public records request	≥21	16-20	≤15	15	9/1/16 thru 3/31/18 average = 4.3 days
AGY_SP_6a	Ranges and Targets	Percentage of active process and outcome measures with established targets and ranges.	< 85%	85-95%	≥ 95%	100%	As of 3/3/18, this measure is up to 90%.
AGY_SP_6b	Process Measures	Percentage of active process measures meeting “green” performance range divided by the total number of active	< 80%	80-90%	≥ 90%	95%	As of 3/3/18, this measure is at 35%

BUDGET NARRATIVE

		process measures with established targets and ranges.					
AGY_SP_6c	Outcome Measures	Percentage of active outcome measures meeting “green” performance range divided by the total number of active process measures with established targets and ranges.	< 80%	80-90%	≥ 90%	95%	As of 3/3/18, this measure is at 50%.
AGY_SP_6d	Active Measures	Percentage of all process and outcome measures that are active.	< 85%	85-95%	≥ 95%	100%	As of 3/31/18, this measure is up to 89.42%.

B. Professional services contracts will be developed, which will include measurable deliverables and outcomes.

Agency Request Budget

Staffing Impact

Positions	3
FTE	3.00

Revenue Source

General Fund	\$959,996
Other Funds	\$ 0

Governor’s Budget

Staffing Impact

Positions	0
FTE	0.00

BUDGET NARRATIVE

Revenue Source

General Fund	\$0
Other Funds	\$0

2021-23 Fiscal Impact

This package was denied and will not have an impact in the 2019-21 or 2021-23 biennia.

ESSENTIAL AND POLICY PACKAGE FISCAL IMPACT SUMMARY

Corrections, Dept of
Pkg: 105 - Research & Data FTE and Contracting

Cross Reference Name: Central Administration
Cross Reference Number: 29100-004-00-00-00000

<i>Description</i>	General Fund	Lottery Funds	Other Funds	Federal Funds	Nonlimited Other Funds	Nonlimited Federal Funds	All Funds
Revenues							
General Fund Appropriation	-	-	-	-	-	-	-
Total Revenues	-	-	-	-	-	-	-
Personal Services							
Class/Unclass Sal. and Per Diem	-	-	-	-	-	-	-
Overtime Payments	-	-	-	-	-	-	-
All Other Differential	-	-	-	-	-	-	-
Empl. Rel. Bd. Assessments	-	-	-	-	-	-	-
Public Employees' Retire Cont	-	-	-	-	-	-	-
Social Security Taxes	-	-	-	-	-	-	-
Unemployment Assessments	-	-	-	-	-	-	-
Worker's Comp. Assess. (WCD)	-	-	-	-	-	-	-
Mass Transit Tax	-	-	-	-	-	-	-
Flexible Benefits	-	-	-	-	-	-	-
Total Personal Services	-	-	-	-	-	-	-
Services & Supplies							
Instate Travel	-	-	-	-	-	-	-
Employee Training	-	-	-	-	-	-	-
Office Expenses	-	-	-	-	-	-	-
Data Processing	-	-	-	-	-	-	-
Professional Services	-	-	-	-	-	-	-
IT Professional Services	-	-	-	-	-	-	-
Other Services and Supplies	-	-	-	-	-	-	-

ESSENTIAL AND POLICY PACKAGE FISCAL IMPACT SUMMARY

Corrections, Dept of
Pkg: 105 - Research & Data FTE and Contracting

Cross Reference Name: Central Administration
Cross Reference Number: 29100-004-00-00-00000

<i>Description</i>	General Fund	Lottery Funds	Other Funds	Federal Funds	Nonlimited Other Funds	Nonlimited Federal Funds	All Funds
Services & Supplies							
Expendable Prop 250 - 5000	-	-	-	-	-	-	-
IT Expendable Property	-	-	-	-	-	-	-
Total Services & Supplies	-	-	-	-	-	-	-
Total Expenditures							
Total Expenditures	-	-	-	-	-	-	-
Total Expenditures	-	-	-	-	-	-	-
Ending Balance							
Ending Balance	-	-	-	-	-	-	-
Total Ending Balance	-	-	-	-	-	-	-
Total Positions							
Total Positions							-
Total Positions	-	-	-	-	-	-	-
Total FTE							
Total FTE							-
Total FTE	-	-	-	-	-	-	-

BUDGET NARRATIVE

Central Administration Division

106 System & Hardware Sustainability

Purpose

- A. The Statistical Analysis System (SAS) is a software the Oregon Department of Corrections (DOC) uses extensively to retrieve and integrate data from a variety of sources as well as to data mine and convert the data in preparation for reporting, providing business intelligence to the agency, and providing statistical analysis.
- B. Computer lifecycle replacement. It will provide on-going funding for compliance with Statewide Policy 107-004-010, DOC Policy 60.1.3, and CORE. The agency's current initiative by supporting innovative, efficient, and sustainable business practices.
- C. Additional enterprise software as part of the agency's base budget. It will provide ongoing funding for compliance with Policy 60.1.3 to keep enterprise software in lifecycle. It will enable DOC to continue forward mobility with server centric application and workforce mobile technology transformation.

The resources being requested for Central Administration are specific to item A.

- A. DOC seeks to address funding needs associated with the SAS, a software suite of applications DOC uses extensively to retrieve and integrate data from a variety of sources as well as to mine and convert the data in preparation for reporting, providing business intelligence to the agency and providing statistical analysis.

DOC started using the SAS in the early 2000's, which provides mission critical business intelligence reporting for the agency. The continued use of SAS, is crucial to supporting:

- The department's performance management system;
- The quantification and reporting on the agency's key performance measures; and
- The ability to provide data to department staff state-wide and to community corrections partners, via its web portal CMIS.

The primary function of SAS is to bring data together from disparate systems into a central data repository, which then allows the Research and Data Unit to meet their mission of:

- Ensuring that administrators, legislators, managers and other DOC staff and external partners have the data and research conclusions necessary to make informed policy and operational decisions as well as for program management and improvements.
- Support the department's performance management system, CORE, which allows the department to identify opportunities to improve operations, streamline processes, use of data to identify constraints, effectively use resources, and ultimately promote public safety.

BUDGET NARRATIVE

- Providing data services used for statewide community corrections policy development, strategy and data management.
- Providing data for internal and external research projects, program evaluations, and the development of risk assessment tools.

Since the creation of SAS, the licensing and maintenance fees have never been funded.

The resources requested specific to Item A. are \$280,000 General Fund, 0 positions, 0.00 FTE.

How Achieved

Securing a stable funding source for the biennial SAS licensing and maintenance costs will eliminate this unfunded liability and provide the department the ability to receive newer SAS versions and other updates, continue maintaining the current data repository content, and further develop the data repository reporting capabilities in support of CORE as well as other ongoing operational and research needs.

Quantifying Results

The department's agency-level performance scorecard captures measures that quantify the department's performance regarding responsiveness to legislative and public records' requests. Each of the institution-level scorecards also track the performance of public records' requests. The use of the SAS and data repository, is crucial to the support of CORE by providing data across divisions and units in preparation of the agency, divisional and institution scorecards. It will also provide the ability to automation to quantify completion rates of new and revised agency, division, and institution-level scorecard CORE measures.

As part of this effort, the Research and Data unit will also be creating measures to quantify completion rates of new and revised agency, division, and institution-level scorecard CORE measures that require automation through the SAS data mart following the structure in the table below.

Agency Request Budget

Staffing Impact

Positions	0
FTE	0

Revenue Source

General Fund	\$280,000
Other Funds	\$0

BUDGET NARRATIVE

Governor's Budget

Staffing Impact

Positions	0
FTE	0

Revenue Source

General Fund	\$280,000
Other Funds	\$0

2021-23 Fiscal Impact

This package would become part of the Base Budget for 2021-23.

ESSENTIAL AND POLICY PACKAGE FISCAL IMPACT SUMMARY

Corrections, Dept of
Pkg: 106 - IT Systems Sustainability

Cross Reference Name: Central Administration
Cross Reference Number: 29100-004-00-00-00000

<i>Description</i>	General Fund	Lottery Funds	Other Funds	Federal Funds	Nonlimited Other Funds	Nonlimited Federal Funds	All Funds
Revenues							
General Fund Appropriation	280,000	-	-	-	-	-	280,000
Total Revenues	\$280,000	-	-	-	-	-	\$280,000
Services & Supplies							
Data Processing	280,000	-	-	-	-	-	280,000
Total Services & Supplies	\$280,000	-	-	-	-	-	\$280,000
Total Expenditures							
Total Expenditures	280,000	-	-	-	-	-	280,000
Total Expenditures	\$280,000	-	-	-	-	-	\$280,000
Ending Balance							
Ending Balance	-	-	-	-	-	-	-
Total Ending Balance	-	-	-	-	-	-	-

BUDGET NARRATIVE

Central Administration Division

107 Corrections Information System Rebuild

This Policy Option Package 107 seeks to address the following:

- A. Assess Corrections Fundamental Systems
- B. Corrections Information Systems (CIS) Tool Upgrade

The resource request specific to the Central Administration is to cover the cost of issuance for XI-Q bonds sold to purchase the CIS Tool Upgrade (Software) in Item B.

Purpose

B. Corrections Information Systems (CIS) Tool Upgrade

This Policy Option Package (POP) component provides an immediate solution while analyzing the Department of Corrections (DOC) fundamental systems. DOC seeks to modernize a core business application originally developed in the late 1980s: Corrections Information System (CIS). Modernization of CIS would be accomplished by purchasing new software tools to upgrade the existing CIS environment to a more accessible architecture and to facilitate much more efficient data exchanges with counties and other business partners. This request is designed as a stepping stone to meet the long-term objectives of Destination 2026 in regards to the availability of modern tools and technology. Destination 2026 is DOC's ten year strategic plan.

The modernization of tools funded through this POP will address shortcomings such as mobile inaccessibility and poor user friendliness and usability inherent in a 30 year-old IT system. It will enable CIS to work seamlessly with the agency's other modern applications, be mobile accessible and interface easily with county, state and other outside business partners. This will directly support Destination 2026, specifically the goal of having modern tools and technology in place. This technology transformation is in support of the State of Oregon Governor's priority of efficient and effective delivery of government services.

BUDGET NARRATIVE

Before:

```

MTA2011 Corrections Information Systems 21:34:17
W/W Inmate Misconduct - Rule Violations 2/28/18
DISPLAY
Offender..... Case # 1801 G 002 G 10
Location: SFFC Cell Number: 11-03 Major RV - 2 Years: 1
Max Incarc Date: 12/13/2018 PRD: 12/13/2018 Major RV - 1 Year: 1
Stat Good Time: Earned Time Credit: .00
Extra Good Time: Interpreter: English
Misconduct date: 1/10/2018
Enter option...
5=Display sanctions

```

Opt	Alleg	Description	Found	Description	D	Sanctions
—	4.40	Un Area I	4.40	Un Area I	V	FINE LOP
—	4.02	Disobed II	4.02	Disobed II	V	MSAN

After:

View Misconduct

Offender Information

Offender: ██████████ SID: ██████████
 Current Facility: SFFC Current Cell: D-03B
 Major Violations 2 Years: 1 Major Violations 1 Year: 1
 Facility: SFFC Location: 11-03
 MR Date: 1/10/2018 ██████████ PST Case Number: 1801 SFFC 0002 SFFC 10
 PREA Related: No Misconduct Status: Final
 Finalized Date: 1/29/2018
 Finalized By: ██████████ Superintendent

Charges

Rule Alleged	Plea	Decision	Rule Found
4.02 - Disobedience of an Order II - 4	Admit	Violation	4.02 - Disobedience of an Order II - 4
4.40 - Unauthorized Area I - 3	Admit	Violation	4.40 - Unauthorized Area I - 3

The resources requested specific to Cost of Issuance for Item B are \$40,000 Other Fund Limitation, 0 Position, 0.00 FTE.

B. Corrections Information Systems (CIS) Tool Upgrade

Purchase of a new software toolset and on-going licensing (maintenance) to transform and integrate the CIS core application with existing modern applications.

Procuring Quality Assurance vendor services. Quality assurance services depends on whether Preliminary Quality Assurance and other Quality Management Services are required means a set of services providing an independent and objective review of plans, specification, estimates, documentation, available resources and overall purpose for an information technology initiative. The OSCIO has latitude in interpreting the stage gate process as it applies to projects undertaken by executive branch agencies and other Covered Organizations including the requirements for independent quality management services for information technology.

Add four positions within the IT Application Services unit to provide the transformation capabilities, ongoing enhancements and support for the department’s primary computer application. These four positions are required for adding this complex toolset to our existing systems as the toolset specialists.

One additional limited duration or professional services senior project manager will be essential to ensure the effective management of the project during its crucial first two years.

The primary deliverables for this POP are:

BUDGET NARRATIVE

- Procuring and implementing a web based interface for CIS that integrates seamlessly with other DOC applications. Includes configuring the environment and training of staff.
- Adding industry standardized web services to CIS for internal and external use promoting code reuse, modularity and secure integration points for county, state and other business partner systems. The web services will be secured and select services will be accessible to external business partners.
- Creating modern interfaces to CIS that work in the web browser, are mobile enabled and integrate with other DOC applications.

The project will follow the Project Management Body of Knowledge (PMBOK) to ensure the application of standardized management principles to the conduct of the project.

Quantifying Results

B. Corrections Information Systems (CIS) Tool Upgrade

The strategic initiatives this concept plans to support are:

- CORE Processes
 - The Supporting Process (SP), SP 3.1 - Providing IT and communication services, by modernizing systems so data is more accessible and portable.
 - The Supporting Process (SP), SP 4.1, 4.4 and 4.9 – Mitigating Risk; by conducting risk assessments, managing security threats, and maintaining information security.
- Agency Destination 2026 “modern tools and technology are in place.”
- State of Oregon Governor’s Priority and Core Value.
 - One of the Governor’s core values is the efficient and effective delivery of government services.
 - The use of software and information technology is critical in improving service delivery and customer service for everyone involved, from employees to clients of the state.

The result of this effort, estimated at two years, will support these initiatives by:

- Building web services to CIS modules.
- Creating modern interfaces for CIS modules that seamlessly integrate with existing DOC web applications.
- Enabling mobile access to CIS modules.

BUDGET NARRATIVE

Agency Request Budget

Staffing Impact

None

Revenue Source

General Fund	\$0
Other Funds	\$40,000

Governor's Budget

Staffing Impact

None

Revenue Source

General Fund	\$0
Other Funds	\$40,000

2021-23 Fiscal Impact

The actions included in this package will become part of the Base Budget for the 2021-23 based on updated debt service schedules provided by DAS.

ESSENTIAL AND POLICY PACKAGE FISCAL IMPACT SUMMARY

Corrections, Dept of
Pkg: 107 - Corrections Information System Rebuild

Cross Reference Name: Central Administration
Cross Reference Number: 29100-004-00-00-00000

<i>Description</i>	General Fund	Lottery Funds	Other Funds	Federal Funds	Nonlimited Other Funds	Nonlimited Federal Funds	All Funds
Revenues							
General Fund Obligation Bonds	-	-	40,000	-	-	-	40,000
Total Revenues	-	-	\$40,000	-	-	-	\$40,000
Services & Supplies							
Other COP Costs	-	-	40,000	-	-	-	40,000
Total Services & Supplies	-	-	\$40,000	-	-	-	\$40,000
Total Expenditures							
Total Expenditures	-	-	40,000	-	-	-	40,000
Total Expenditures	-	-	\$40,000	-	-	-	\$40,000
Ending Balance							
Ending Balance	-	-	-	-	-	-	-
Total Ending Balance	-	-	-	-	-	-	-

ESSENTIAL AND POLICY PACKAGE FISCAL IMPACT SUMMARY

**Corrections, Dept of
Pkg: 108 - DOC Intranet**

**Cross Reference Name: Central Administration
Cross Reference Number: 29100-004-00-00-00000**

<i>Description</i>	General Fund	Lottery Funds	Other Funds	Federal Funds	Nonlimited Other Funds	Nonlimited Federal Funds	All Funds
Revenues							
General Fund Appropriation	-	-	-	-	-	-	-
Total Revenues	-	-	-	-	-	-	-
Personal Services							
Class/Unclass Sal. and Per Diem	-	-	-	-	-	-	-
Empl. Rel. Bd. Assessments	-	-	-	-	-	-	-
Public Employees' Retire Cont	-	-	-	-	-	-	-
Social Security Taxes	-	-	-	-	-	-	-
Unemployment Assessments	-	-	-	-	-	-	-
Worker's Comp. Assess. (WCD)	-	-	-	-	-	-	-
Mass Transit Tax	-	-	-	-	-	-	-
Flexible Benefits	-	-	-	-	-	-	-
Total Personal Services	-	-	-	-	-	-	-
Services & Supplies							
Instate Travel	-	-	-	-	-	-	-
Employee Training	-	-	-	-	-	-	-
Office Expenses	-	-	-	-	-	-	-
Data Processing	-	-	-	-	-	-	-
Professional Services	-	-	-	-	-	-	-
Other Services and Supplies	-	-	-	-	-	-	-
Expendable Prop 250 - 5000	-	-	-	-	-	-	-

ESSENTIAL AND POLICY PACKAGE FISCAL IMPACT SUMMARY

Corrections, Dept of
Pkg: 108 - DOC Intranet

Cross Reference Name: Central Administration
Cross Reference Number: 29100-004-00-00-00000

<i>Description</i>	General Fund	Lottery Funds	Other Funds	Federal Funds	Nonlimited Other Funds	Nonlimited Federal Funds	All Funds
Services & Supplies							
IT Expendable Property	-	-	-	-	-	-	-
Total Services & Supplies	-	-	-	-	-	-	-
Total Expenditures							
Total Expenditures	-	-	-	-	-	-	-
Total Expenditures	-	-	-	-	-	-	-
Ending Balance							
Ending Balance	-	-	-	-	-	-	-
Total Ending Balance	-	-	-	-	-	-	-
Total Positions							
Total Positions							-
Total Positions	-	-	-	-	-	-	-
Total FTE							
Total FTE							-
Total FTE	-	-	-	-	-	-	-

BUDGET NARRATIVE

Central Administration Division

108 Communications and Collaboration Portal (Intranet)

Purpose

This project is for DOC to develop and deploy an enterprise-wide Communications and Collaboration Portal – Intranet (CCP) to support strategies improving business communications and processes within the agency, manage documents, provide document version control, make possible collaboration on documents, projects, and decisions while improving the quality of business data and information.

An Intranet is an in-house website on an organization's network (on premise or in the cloud) to service internal workers (employees, contractors, and volunteers). An intranet provides standardized ways to publish an organization's policies, news, schedules, forms, and training manuals. It can also provide a venue for publishing blogs, wikis, activities, events, and schedules. A web browser is the primary means to view and access information within the intranet.

DOC does not have a coordinated solution for communicating within the agency and for collaborating with partners. A CCP will provide the functions to allow DOC to improve:

- Communications within DOC (intranet);
 - Providing central locations to find common information; and
 - Providing research tools to locate common information.
- Coordination of meetings;
- Managing documents and document versions;
- Collaborating on projects and decisions;
- Improving the quality of business data/information;
- Collaborating with external community and other partners (extranet); and
- Reducing duplicate business forms.

If not funded, DOC's CPP practices will continue as is, using only email and files that are difficult to locate, control, and share. The quality of informed, collaborative, and data-driven decisions will remain underdeveloped and stunted.

Background of this Proposed Project:

- In June 2011, DOC led an Intranet pilot project to test the functionality and approaches to meeting business needs using Intranet web portals. The six-month pilot was successful and developed a number of lessons learned to use when initiating a full project.

BUDGET NARRATIVE

- In November 2013, DOC hired the Marquam Group, an experienced and well-known team of Intranet consultants that have performed contracts for many Oregon agencies, to perform an Intranet business feasibility study; they were tasked to identify how an Intranet could meet critical organizational needs. Six large and separate stakeholder workshops were held with over 50 staff participating. Based on the information gathered, alternative options were reviewed, and a three-year roadmap was defined. Necessary infrastructure changes were targeted and costs were estimated including the Oregon State Data Center (SDC) expenses for hosting and support.
- By April 2015, Marquam and DOC IT Services collaborated and jointly authored a number of deliverable documents supporting the findings; these documents will provide a framework to start project implementation.
- A summary of findings were presented to DOC's Policy Group in April 2015. The findings were positively received and generated a discussion and desire to move forward.

The stakeholder sessions identified key pain points at DOC:

- There are no central locations to find common information;
- There are issues with duplicate information and misinformation;
- Staff are unable to effectively search for files and information;
- DOC's main channel of communication is primarily through email;
- Many business processes are cumbersome, heavily reliant on paper, and require dual data entry;
- Project and team communications are heavily reliant on email and file shares;
- DOC does not have a coordinated solution for communicating within the agency and for collaborating with external partners; and
- The current state affects DOC's Administration, along with all staff using Outlook, Word, Excel, share files, especially when exchanging critical information with others. External partners such as Oregon Corrections Enterprises and Community Corrections are also unable to communicate efficiently with DOC.

Upon implementation of the CCP, Key Performance Metrics (KPMs) might include:

- A percentage reduction of duplicate information or files;
- A percentage increase of how much more quickly staff can locate information they search for;
- A percentage reduction of DOC staff emails (with file attachments) sent to other staff; and
- A percentage of file shares from the U: and P: drives migrated into the new Intranet CCP with improved management and controls.

Identified Benefits of the Proposed Project:

A CCP will provide a foundation to share data and essential information, measure processes, and can lead to improved business efficiencies, decisions, and responsiveness.

BUDGET NARRATIVE

In addition to increased collaboration, the system can also provide ways to reduce manual processes, provide opportunities to improve timeliness and quality of decisions, and generate better outcomes in support of DOC's mission.

- Communications within DOC (intranet);
- Providing central locations to find common information;
- Providing tools to locate common information;
- Coordination of meetings;
- Managing documents and document versions;
- Collaborating on projects and decisions;
- Improving the quality of business data and information; and
- Reducing duplicate business forms.

These efforts will improve:

- Communications within the agency (Intranet);
 - Providing central locations to find common information; and
 - Providing search tools to locate common information.
- Coordination of meetings;
- Managing documents and document versions;
- Collaborating on projects and decisions;
- The quality of business data/information;
- Collaborating with external community and other partners; and
- Reduce duplicate business forms.

This proposal supports many values and elements of DOC's Shared Vision:

- Fact-Based Decision Making;
- Engaging Employees;
- Implementing Innovative Business Practices (data driven, evidence-based practices, and progressive technologies); and
- Partnering with Stakeholders.

The proposed project would support many of the agency goals targeted by CORE:

- Engage stakeholders, partners, and employees;
- To develop public safety partner and customer satisfaction;
- To connect to community volunteers;
- To promote the effective communications of news to stakeholders and partners; and
- To assist data warehouse users to utilize data and research studies.

BUDGET NARRATIVE

In 2015, DOC began a 10-year strategic initiative called Destination 2026 to define what success would look like in 10 years, and what needs to happen within DOC to reach transformative successes by 2026.

This proposed project supports and aligns to many of DOC's Destination 2026 targets over the next eight years:

- Modern tools and technology in place;
- Securing technology funding;
- Increasing focus on best practices;
- Leadership to build a vision to help focus and prioritize; and
- Using Scorecards, Fundamental Maps, and Quarterly Target Reviews.

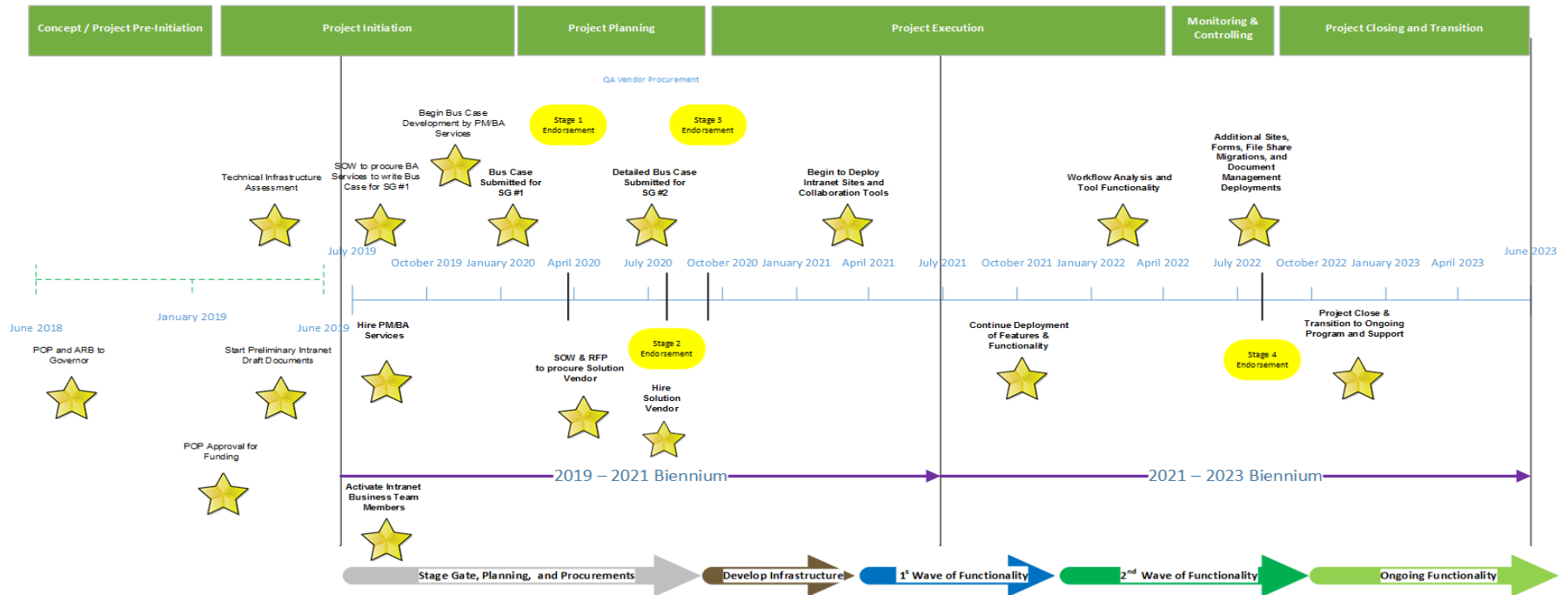
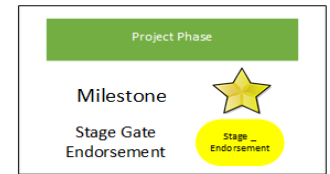
How Achieved

Key project targets will be met in three general phases by:

- Establishing the initial CCP Intranet enterprise wide foundation;
- Deploying CCP Intranet functionality; and
- Integrating agency business processes.

BUDGET NARRATIVE

ODOC Intranet Communications Portal and Content Management System Milestone Roadmap v0.2 July 2019 – December 2022 3.5 years



20180622 DOC Intranet Project Milestones v0.2 Legal.vsd

Last Updated: 6/22/2018

This project leverages DOC’s existing investment in a Microsoft 365 Enterprise (SPE3) license, which includes Microsoft SharePoint (Intranet) software.

The proposed project requires 42 months and is estimated to start July 1, 2019, and end December 31, 2022. (Requires three and a half years).

DOC’s Office of Communications (OC) will sponsor and govern the CCP Project. The OC is responsible to further the department’s mission, vision, and goals through close collaboration with the agency’s external and internal stakeholders. Serving as a trusted source of accurate information, this office ensures the agency is a transparent governmental organization that members of the public can

BUDGET NARRATIVE

access at any time. The OC includes internal communications, external communications, media relations, legislative and government relations, and public records information coordination.

The OC will hire a CCP Manager to oversee and:

- Contract with a vendor to perform a technical infrastructure reassessment evaluating DOC's current technology and recommend next steps and tools to support the development of an agency Intranet, collaborative tools, and content management (prior to project initiation).
- Contract with a Solutions Vendor (same or different) to implement the approved solution chosen from the recommendations given. There are at least the potential for two major vendors; the first for analysis, assessment, and recommendations and the second to implement a chosen solution.
- Procure professional services to write the required Stage Gate Business Case and IRR packet to be submitted to the OSCIO.
- Procure professional services to write the Statement of Work and Request for a Proposal to hire a Solutions Vendor.
- Procure a Solutions Vendor to implement the CCP over the life of the project.
- Potentially, hire an independent Quality Assurance (QA) vendor, since this is required for some Stage Gate projects.
 - Note: At this time, it remains unclear if an independent QA will ultimately be required. If it is, the requested funding now includes QA. If QA is later determined not to be necessary, the funded budget might decrease.

The Administrative Services Division, IT Services will require the following positions who will work with the Assessment, Solutions, and any other vendors in support of the project, to help create the environment, maintain the environment, and to transition project knowledge and technical expertise from the Solutions Vendor before the project ends.

- One SharePoint Farm Administrator/Engineer (ISS8)
- One SharePoint Configurator/Site Collection Administrator (ISS7)
- Two Development Information System Specialists (ISS7)

The resources requested specifically for the Central Administration are \$1,280,711 General Fund, one position, 1.00 FTE.

Quantifying Results

Metrics could be developed for the following efforts:

- Creating an ongoing governance plan to manage development and program efforts;
- Publishing critical information and content to staff;
- Facilitating staff communications;
- Sharing ideas, exchanging information, and engaging staff on collaborative projects and decisions; and
- Partially streamline key business process workflows.

BUDGET NARRATIVE

Agency Request Budget

Staffing Impact

Positions	1
FTE	1.00

Revenue Source

General Fund	\$994,070
Other Funds	\$0

Governor's Budget

Staffing Impact

Positions	0
FTE	0.00

Revenue Source

General Fund	\$0
Other Funds	\$0

2021-23 Fiscal Impact

This package was denied and will not have an impact in the 2019-21 or 2021-23 biennia.

ESSENTIAL AND POLICY PACKAGE FISCAL IMPACT SUMMARY

Corrections, Dept of
Pkg: 107 - Corrections Information System Rebuild

Cross Reference Name: Central Administration
Cross Reference Number: 29100-004-00-00-00000

<i>Description</i>	General Fund	Lottery Funds	Other Funds	Federal Funds	Nonlimited Other Funds	Nonlimited Federal Funds	All Funds
Revenues							
General Fund Obligation Bonds	-	-	40,000	-	-	-	40,000
Total Revenues	-	-	\$40,000	-	-	-	\$40,000
Services & Supplies							
Other COP Costs	-	-	40,000	-	-	-	40,000
Total Services & Supplies	-	-	\$40,000	-	-	-	\$40,000
Total Expenditures							
Total Expenditures	-	-	40,000	-	-	-	40,000
Total Expenditures	-	-	\$40,000	-	-	-	\$40,000
Ending Balance							
Ending Balance	-	-	-	-	-	-	-
Total Ending Balance	-	-	-	-	-	-	-

ESSENTIAL AND POLICY PACKAGE FISCAL IMPACT SUMMARY

**Corrections, Dept of
Pkg: 108 - DOC Intranet**

**Cross Reference Name: Central Administration
Cross Reference Number: 29100-004-00-00-00000**

<i>Description</i>	General Fund	Lottery Funds	Other Funds	Federal Funds	Nonlimited Other Funds	Nonlimited Federal Funds	All Funds
Revenues							
General Fund Appropriation	-	-	-	-	-	-	-
Total Revenues	-	-	-	-	-	-	-
Personal Services							
Class/Unclass Sal. and Per Diem	-	-	-	-	-	-	-
Empl. Rel. Bd. Assessments	-	-	-	-	-	-	-
Public Employees' Retire Cont	-	-	-	-	-	-	-
Social Security Taxes	-	-	-	-	-	-	-
Unemployment Assessments	-	-	-	-	-	-	-
Worker's Comp. Assess. (WCD)	-	-	-	-	-	-	-
Mass Transit Tax	-	-	-	-	-	-	-
Flexible Benefits	-	-	-	-	-	-	-
Total Personal Services	-	-	-	-	-	-	-
Services & Supplies							
Instate Travel	-	-	-	-	-	-	-
Employee Training	-	-	-	-	-	-	-
Office Expenses	-	-	-	-	-	-	-
Data Processing	-	-	-	-	-	-	-
Professional Services	-	-	-	-	-	-	-
Other Services and Supplies	-	-	-	-	-	-	-
Expendable Prop 250 - 5000	-	-	-	-	-	-	-

ESSENTIAL AND POLICY PACKAGE FISCAL IMPACT SUMMARY

Corrections, Dept of
Pkg: 108 - DOC Intranet

Cross Reference Name: Central Administration
Cross Reference Number: 29100-004-00-00-00000

<i>Description</i>	General Fund	Lottery Funds	Other Funds	Federal Funds	Nonlimited Other Funds	Nonlimited Federal Funds	All Funds
Services & Supplies							
IT Expendable Property	-	-	-	-	-	-	-
Total Services & Supplies	-	-	-	-	-	-	-
Total Expenditures							
Total Expenditures	-	-	-	-	-	-	-
Total Expenditures	-	-	-	-	-	-	-
Ending Balance							
Ending Balance	-	-	-	-	-	-	-
Total Ending Balance	-	-	-	-	-	-	-
Total Positions							
Total Positions							-
Total Positions	-	-	-	-	-	-	-
Total FTE							
Total FTE							-
Total FTE	-	-	-	-	-	-	-

BUDGET NARRATIVE

Central Administration Division

109 Central Support Initiatives

Purpose

Policy Option Package 109 seeks to address funding needs:

- A. Wellness Coordinator, Staffing, and Program Enhancements;
- B. Records Management unit to meet the Public Records Law of acknowledgement within five days and completion within 10 days;
- C. Diversity and Inclusion; and
- D. Natural Resource Conservation Program.

The resources being requested for the Central Administrative is specific to items B.

B. Records Management Unit

The Department of Corrections (DOC) is requesting funding for issues related to the Governor's Office initiatives:

- Records Officer (Operations and Policy Analyst 4)
- Administrative Specialist 1

This package requests funding for a Records Officer (Operations and Policy Analyst 4) and Administrative Specialist 1 to assist in the development and implementation of a records management program. As a result of an internal audit, and through internal and external stakeholder conversations, DOC has identified the need for a centralized records management program to provide direction and oversight, and to streamline processes relative to records management and litigation. DOC is seeing an unprecedented increase in requests for its records under Public Records Law and by subpoenas. DOC is also experiencing increasing demands for legal services, representation, and assistance from Department of Justice (DOJ) General Counsel and Trial. Currently, each functional unit manager within DOC independently processes public records requests, subpoenas, litigation needs, and tort claims. The records management program, under the direction of the Records Officer, will help bring consistency in agency-wide processes; centralize the gathering and tracking of legal advice from DOJ; streamline litigation research, records retrieval, and response; develop protocols; and give direction to DOC's approximately 25 legal information officers relative to records retention, litigation, and public record requests, including the collection, review, and release of said records. The Operations and Policy Analyst 4 will serve as the Records Officer for the agency, which is required by Oregon Administrative Rule (OAR) 166-030-0016. The Administrative Specialist 1 will assist the Records Officer in administrative development, research, analysis, and evaluation of a records management program.

DOC has approximately 4,700 employees who work with more than 14,900 AICs in a 24-hour-a-day, 7-day-a-week operation. As an agency, DOC is multifaceted with numerous layers and various locations throughout the state; these factors add complexity in responding to pending litigation and public records requests. The need for consistent records retention and destruction according to rule and policy is

BUDGET NARRATIVE

critical, especially in light of the large size of DOC's functional units and the number of individual staff members in separate areas who can potentially create and store records on the same topic. The failure to provide accurate, complete, and timely records can result in financial and reputational consequences for the department. A robust public records management system can help the agency to provide accountability and assurance that it operates transparently as a government entity.

The resources requested for the Administrative Services Division specific to Item B are \$434,771 General Fund, two positions, 2.00 FTE.

How Achieved

B. Records Management Unit

The Records Officer will provide oversight in developing a centralized system for public records requests and litigation management by providing leadership, collaboration, mentoring and coaching to DOC legal information officers. With this critical central leadership, DOC will be able to measure timeliness of responses to requests, help reduce duplication of efforts (which can occur when requestors query more than one functional unit for records), and mitigate issues that would otherwise result in delays and/or missed deadlines. This position's leadership will positively impact DOJ and Risk Management by improving DOC's response time, thereby reducing redundancy and last minute deadlines, which further impacts DOJ and Risk Management's workloads and court cases. Further, the Records Officer will provide guidance in the development of resource manuals and procedures for use throughout the agency, thereby reducing inconsistencies in similar requests, streamlining processes, making response times quicker, making responses more consistent, and ensuring all documents are gathered at the onset of the retrieval of the records.

A critical responsibility for the Records Officer will be to act as the designated DOC point of contact for DOJ and Risk Management relative to litigation and tort claims. This central point of contact will improve the production of records needed for litigation, provide consistency in locating and retrieving records, and improve timeliness in responding to legal inquiries. This position will also serve as the agency's Records Officer per OAR 166-030-0016. DOC has historically distributed the Records Officer duties amongst several positions within the agency. As DOC has grown it has become evident a designated position with the responsibility of organizing and managing the agency's records management program is critical. In October 2017, DOC double filled an Operations and Policy Analyst 4 position designating a single position as the agency's Records Officer. The Records Officer will serve as a central resource for directing DOC staff who make records management decisions, thus reducing the department's future risks during litigation and establishing consistency in production of public records.

The Administrative Specialist 1 will assist the Records Officer by providing administrative support in the development of a records management program. The Administrative Specialist will coordinate records request activities with multiple institutions, divisions, and outside stakeholders to ensure a smooth flow of services and operations which will include tracking, scheduling and delivery of services, and development of technical manuals/procedures thereby further creating consistency agency wide.

Quantifying Results

BUDGET NARRATIVE

B. Records Management Unit

The department has developed Correctional Outcomes through Research and Engagement (CORE) as a means to monitor and measure the daily work performed throughout the department. The benefits and outcomes of funding the Records Officer and Administrative Specialist positions will be tied to the following CORE supporting processes (SP) and outcome measures (OM):

- AGY_SP_4a – Ratio of total number of litigated tort claims to total number of tort claims
- AGY_SP_4b – Number of Tort claims filed
- AGY_SP_4c – Average litigated Tort claim costs
- AGY_SP_5f – Public Records Requests
- AGY_OM_14a – Public Safety Partners Satisfaction
- AGY_OM_14b – Customer Service

These positions will play a vital role in collecting and analyzing data to inform and plan for the improvement of programs and processes to gain efficiencies and greater effectiveness relative to public records requests and litigation management. Ultimately, the appointment of a Records Officer and Administrative Specialist will bring DOC to the forefront of records management, furthering transparency, and ensuring DOC achieves excellence as a state agency.

Agency Request Budget

Staffing Impact

Positions	2
FTE	2.00

Revenue Source

General Fund	\$434,771
Other Funds	\$0

Governor's Budget

Staffing Impact

Positions	0
FTE	0.00

BUDGET NARRATIVE

Revenue Source

General Fund	\$0
Other Funds	\$0

2021-23 Fiscal Impact

This package was denied and will not have an impact in the 2019-21 or 2021-23 biennia.

ESSENTIAL AND POLICY PACKAGE FISCAL IMPACT SUMMARY

Corrections, Dept of
Pkg: 109 - Central Support Initiatives

Cross Reference Name: Central Administration
Cross Reference Number: 29100-004-00-00-00000

<i>Description</i>	General Fund	Lottery Funds	Other Funds	Federal Funds	Nonlimited Other Funds	Nonlimited Federal Funds	All Funds
Revenues							
General Fund Appropriation	-	-	-	-	-	-	-
Total Revenues	-	-	-	-	-	-	-
Personal Services							
Class/Unclass Sal. and Per Diem	-	-	-	-	-	-	-
Temporary Appointments	-	-	-	-	-	-	-
Overtime Payments	-	-	-	-	-	-	-
All Other Differential	-	-	-	-	-	-	-
Empl. Rel. Bd. Assessments	-	-	-	-	-	-	-
Public Employees' Retire Cont	-	-	-	-	-	-	-
Social Security Taxes	-	-	-	-	-	-	-
Unemployment Assessments	-	-	-	-	-	-	-
Worker's Comp. Assess. (WCD)	-	-	-	-	-	-	-
Mass Transit Tax	-	-	-	-	-	-	-
Flexible Benefits	-	-	-	-	-	-	-
Total Personal Services	-	-	-	-	-	-	-
Services & Supplies							
Instate Travel	-	-	-	-	-	-	-
Employee Training	-	-	-	-	-	-	-
Office Expenses	-	-	-	-	-	-	-
Data Processing	-	-	-	-	-	-	-
Other Services and Supplies	-	-	-	-	-	-	-
Expendable Prop 250 - 5000	-	-	-	-	-	-	-

ESSENTIAL AND POLICY PACKAGE FISCAL IMPACT SUMMARY

Corrections, Dept of
Pkg: 109 - Central Support Initiatives

Cross Reference Name: Central Administration
Cross Reference Number: 29100-004-00-00-00000

<i>Description</i>	General Fund	Lottery Funds	Other Funds	Federal Funds	Nonlimited Other Funds	Nonlimited Federal Funds	All Funds
Services & Supplies							
IT Expendable Property	-	-	-	-	-	-	-
Total Services & Supplies	-	-	-	-	-	-	-
Total Expenditures							
Total Expenditures	-	-	-	-	-	-	-
Total Expenditures	-	-	-	-	-	-	-
Ending Balance							
Ending Balance	-	-	-	-	-	-	-
Total Ending Balance	-	-	-	-	-	-	-
Total Positions							
Total Positions							-
Total Positions	-	-	-	-	-	-	-
Total FTE							
Total FTE							-
Total FTE	-	-	-	-	-	-	-

BUDGET NARRATIVE

Central Administration Division

110 Capital Renewal and Deferred Maintenance

Purpose

Policy Option Package 110 seeks to address the following funding needs:

- A. Deferred Maintenance
- B. Capital Renewal
- C. Statewide Radio Replacement
- D. Camera System Upgrades

The resource request specific to Central Administration are Cost of Issuance for XI-Q Bonds for Items B, C, and D.

B. Capital Renewal

The Department of Administrative Services (DAS) recently entered into a contract with the consultant Faithful and Gould to conduct a statewide Facility Condition Assessment of all state owned facilities. This assessment revealed that the Department of Corrections (DOC) had significant Capital Improvement and Renewal needs in addition to the deferred maintenance needs. According to the assessment, DOC has a current need (through 2018) of \$208 million in both Capital Improvement and Renewal and Deferred Maintenance at facilities across the state in order to protect and preserve the state owned buildings and related infrastructure. While DOC received \$27 million to address some of these capital needs last biennium, if additional funding is not received the deferred maintenance will continue to grow and escalate and will reach \$428 M by the end of 2028.

The resources specific to Item B are \$614,309 General Fund, 0 positions, 0.00 FTE.

C. Statewide Radio Replacement

DOC operates and maintains an agency owned wireless communications system for use within each facility that does not provide radio service to other agencies. The systems installed at ten locations have been in operation for fifteen years or more. The equipment manufacturer has discontinued both repair programs for components of these systems and parts support resulting in an inability to maintain the equipment in a reliable operating condition. The current systems vary in design and capabilities. The primary differences in capabilities are due to age and original installation dates.

BUDGET NARRATIVE

This package requests \$15 million in Capital Construction funds to replace the communications systems at CDC, MCCF, OSCI, OSP, OSPM and SCI in Salem, CRCI in Portland, EOCl in Pendleton, TRCI in Umatilla, and PRCF in Baker City. The six locations in Salem would be consolidated on a multi-site system due to their close proximity, with single site systems installed at the remaining four locations. These replacement systems will meet current and future communications needs for the next 15-20 years. All replacement systems will be standardized and interoperable with the ability to communicate with state and local emergency services first responders.

The resources specific to Item C are \$232,687 General Fund, 0 Positions, 0.00 FTE.

D. Camera Systems Upgrades

Camera systems are a critical component to maintaining public safety by holding offenders accountable for their behaviors while incarcerated. They allow staff to safely monitor multiple areas and rapidly respond to fights, assaults, and other criminal activities inside of the institutions in a timely manner preventing additional loss of property, injury or even death. DOC operates and maintains agency owned camera systems at 14 institutions and other facilities. These systems have had sporadic updates through the years based on the limited availability of funding. While some systems are more current than others, nearly all of the systems require some degree of updating to include additional storage capacity, enhanced viewing capabilities made possible by more modern equipment, and additional camera locations.

Ten locations that need camera system upgrades are at the following sites; Mill Creek Correctional Facility (MCCF), Oregon State Correctional Institution (OSCI), Oregon State Penitentiary (OSP), Santiam Correctional Institution (SCI), Shutter Creek Correctional Institution (SCCI), Deer Ridge Correctional Institution (DRCI), Central Distribution Center (CDC), Coffee Creek Correctional Institution (CCCF), Snake River Correctional Institution (SRCI), and South Fork Forrest Camp (SFFC).

The department is tasked with the custody and care of over 14,900 AICs. Many of these AICs are predatory offenders, have a history of violence, have mental health issues, and are younger or older more vulnerable AICs. Cameras are a necessary tool to help manage and keep the staff, visitors, contractors and AIC population safe. Because of this diverse population, there is a growing need for cameras in additional locations. Since video footage is key in holding AICs accountable for violent and assaultive behaviors through due process means, increased storage capabilities at these institutions is also necessary. The outcome of a more robust camera system that uses modern technology including the ability to store more information is a greater ability, to protect vulnerable and mentally challenged AICs and the staff that supervise them, and to be able to readily identify medical emergencies in remote locations.

BUDGET NARRATIVE

While the camera systems are currently operational, there is an immediate need to add additional camera locations for the safety and security of the individuals who either reside at or visit these sites. The addition of camera locations requires upgrades and improvements to the current operating systems displayed in the table below:

Project Type	Cost
Cameras, Switches and Equipment	\$5,034,115
Cable and Infrastructure	\$230,000
Contracted Labor	\$3,369,869
Total	\$8,633,804

The resources specific to Item D are \$146,196 General Fund, 0 Positions, 0.00 FTE.

How Achieved

A. Deferred Maintenance

The various types of construction materials and systems used in older facilities compound the challenge of preserving the useful life of these assets. DOC plans to execute work in the following five categories; building envelope, electrical systems, water systems, roofs, and HVAC systems.

White City Structure Demolition

The DOC owned site near White City was selected and purchased as part of the Governor's "Super Siting" process (ORS 421.611-421.626) in 1996-97. The site was purchased "as-is" and contained several dilapidated farm structures. These structures have been unused and have continued to deteriorate over the past 20 years. There is significant risk to the state should one of these structures collapse and injure a person. The structures contain both asbestos and lead paint and will need to be demolished and disposed of according to DEQ rules. DOC is requesting \$240,000 for the abatement and demolition of the buildings at White City.

10 Year Strategic Master Plan

DOC's facility drivers are largely related to the age of existing structures, and the fact that the built capacity of its institutions have been exceeded through the use of temporary and emergency beds 880 as of March 1, 2018. The department's population has seen significant changes in recent years, most notably the growing geriatric residents. A 10 year strategic master plan would help the department define its strategy and develop long-range goals and make decisions on allocating its resources to pursue this strategy. DOC is requesting \$500,000 for the development of a 10 year strategic master plan.

BUDGET NARRATIVE

Permanent Staff

DOC does not have sufficient staffing to manage the projects associated with addressing deferred maintenance and the Facility Condition Assessment. We are requesting a total of five positions (FTE) to support the management of these projects. The staff includes one Construction Project Manager 2, one Information Systems Specialist 7, one Electronic Security Technician, one Facility Operation Specialist 2, and one Plumber. DOC is requesting additional staff and S&S to address extensive travel costs in accomplishing projects throughout the state.

Project Type	Cost
Building Envelope Repairs (FCA Identified)	\$3,652,635
Electrical System Repairs (FCA Identified)	\$87,723
Water System Repairs (FCA Identified)	\$591,071
Roofing System Repairs (FCA Identified)	\$456,733
HVAC System Repairs (FCA Identified)	\$5,268,021
White City Building Demolition	\$240,000
10 Year Master Strategic Plan	\$500,000
Project Management Position (C3268)	\$242,112
Project Management Position (C1487)	\$221,340
Project Management Position (C4051)	\$205,951
Project Management Position (C4015)	\$190,312
Project Management Position (C4005)	\$205,951
Additional S&S for Project Management Positions*	\$144,353
Total	\$12,006,202

B. Capital Renewal

Faithful and Gould (Facility Condition Assessment)

The maintenance budgets for DOC facilities are generally insufficient to address the deterioration associated with 24-hour, 7-day per week institutions and related facilities that range from 10 years to 150 years in age. The various types of construction materials and systems used in older facilities compound the challenge of preserving the useful life of these assets. The Faithful and Gould assessment of 16 DOC facilities shows a need in excess of \$208 million. DOC is requesting \$29,940,691 million for Capital Renewal projects to address items in six categories noted on the Faithful and Gould Facility Condition Assessment.

BUDGET NARRATIVE

Project Type	Cost
Building Envelope Repairs (FCA Identified)	\$3,430,326
Electrical and Fire System Repairs (FCA Identified)	\$1,615,394
Water System Repairs (FCA Identified)	\$1,651,082
Roofing System Repairs (FCA Identified)	\$12,762,087
HVAC (FCA Identified)	\$5,019,150
Fire Systems (FCA Identified)	\$650,788
Project Management – 7 Positions *	\$5,462,652
TOTAL	\$29,940,691

*Limited Duration Position authority and funding for project management staff will be required for six years.

Limited Duration Staffing (Facility Condition Assessment)

DOC does not have sufficient staffing to manage the projects associated with the Facility Condition Assessment. We are requesting a total of seven limited duration staff to support the management of these projects. The staff includes two Construction Project Managers, one Contract and Procurement Specialist, one Office Support and three Facility Operation Specialists. DOC is requesting additional limited duration staff.

C. Statewide Radio Replacement

Install complete P25 wireless communications systems at 10 corrections facilities. (P25 or APCO-25 is a suite of standards for digital mobile radio communications designed for use by public safety organizations in North America.) These systems will include all equipment and support structures (antenna, towers and equipment shelters) necessary to provide turnkey operation. Equipment will be procured from State of Oregon contracts in place to support the State Radio Project. The new systems must be installed, commissioned and fully operational prior to deactivating and removing the existing systems. DOC is requesting one limited duration position (C2171) to perform contract oversight and administration for the project.

Reliable wireless communications systems are a critical element in ensuring our ability to protect life, maintain security and provide safety for staff and Adults in Custody. Not funding the replacement of obsolete wireless communications systems at the ten locations creates a significant risk of system failure. Failure of the communication systems would result in substantial impacts to our ability to maintain life, health, and safety of DOC staff, AICs, and the public.

BUDGET NARRATIVE

LOCATION	DESIGN AND INSTALLATION COST
Two Rivers Correctional Institution	\$2,185,700
Eastern Oregon Correctional Institution	\$1,965,475
Oregon State Correctional Institution and Central Distribution Center	\$2,922,190
Oregon State Penitentiary and Mill Creek Correctional Facility	\$3,214,290
Santiam Correctional Institution and Oregon State Penitentiary Minimum	\$2,103,360
Columbia River Correctional Institution	\$803,605
Powder River Correctional Facility	\$803,605
Project Management – 1 Positions *	\$1,024,088
TOTAL	\$15,022,313

*Limited Duration Position authority and funding for project management staff will be required for six years.

D. Camera Systems Upgrades

If DOC receives the requested funding, additional cameras will be added at strategic locations that have a history of criminal activity and cannot be directly supervised by staff due to minimal staffing levels driven by budget shortfalls. Drug possession and distribution, gambling, assault, extortion, gang activities, arson, sexual activity, assault, and escape are examples of some types of criminal activity that takes place in these unsupervised areas. With the necessary camera systems, staff will be able to monitor and supervise areas that would otherwise go unobserved. With this additional monitoring also comes an opportunity for staff to respond to and stop these types of activities, which prevents additional victimization of vulnerable AICs and assaults on staff. In addition to a better chance at prevention, staff will have the ability to review footage if a crime has been committed and hold the AICs accountable for their actions through a formal administrative review or criminal process, depending on severity of the crime. The upgraded systems will have additional capacity which will allow video footage to be reviewed and stored for longer time periods.

Institution	Camera Equipment, Cable Infrastructure	Contracted Labor	Total
SCI	\$105,000	\$67,200	\$172,200
SCCI	\$386,265	\$247,209	\$633,474
SFFC	\$201,996	\$129,277	\$331,273
OSCI	\$150,000	\$96,000	\$246,000
MCCF	\$95,000	\$60,800	\$155,800
DRCI	\$125,000	\$80,000	\$205,000
CCCF	\$400,854	\$256,546	\$657,400

BUDGET NARRATIVE

CDC	\$150,000	\$96,000	\$246,000
SRCI	\$1,875,000	\$1,200,000	\$3,075,000
OSP	\$1,775,000	\$1,136,657	\$2,911,657
TOTAL	\$5,264,115	\$3,369,689	\$8,633,804

Quantifying Results

A. Deferred Maintenance

DOC will quantify results by tracking percent of variance of expended funds to projected expenditures. Variance will be calculated on a quarterly basis and will be a DOC CORE Measure. The annual projected expenditures are as follows:

Timeframe	Percent Projected Expenditures
July 1, 2017 to June 30, 2018	5
July 1, 2018 to June 30, 2019	15
July 1, 2019 to June 30, 2020	25
July 1, 2020 to June 30, 2021	25
July 1, 2021 to June 30, 2022	20
July 1, 2022 to June 30, 2023	10

B. Capital Renewal

DOC will quantify results by tracking percent of variance of expended Capital Construction funds to projected expenditures. Variance will be calculated on a quarterly basis and will be a DOC CORE Measure. The annual projected expenditures are as follows:

Timeframe	Percent Projected Expenditures
July 1, 2017 to June 30, 2018	5
July 1, 2018 to June 30, 2019	15
July 1, 2019 to June 30, 2020	25
July 1, 2020 to June 30, 2021	25
July 1, 2021 to June 30, 2022	20

BUDGET NARRATIVE

July 1, 2022 to June 30, 2023

10

C. Statewide Radio Replacement

DOC will quantify results by tracking total number of functioning hand held radios at each site compared to the actual need of hand held radios at each of the radio sites. Variance will be calculated on a quarterly basis and will be a DOC CORE Measure.

D. Camera Systems Upgrades

DOC will quantify results by tracking percent of variance of expended Capital Construction funds to projected expenditures. Variance will be calculated on a quarterly basis and will be a DOC CORE Process Measure. DOC will quantify the successful addition of cameras by tracking the percentage of incidents that can be successfully investigated using the additional video surveillance.

Agency Request Budget

Staffing Impact

Positions	0
FTE	0.00

Revenue Source

General Funds	\$993,192
Other Funds	\$0

Governor's Budget

Staffing Impact

Positions	0
FTE	0.00

Revenue Source

General Funds	\$0
Other Funds	\$724,932

BUDGET NARRATIVE

2021-23 Fiscal Impact

Adjustments made in this package are one-time costs of issuance expenses that will be phased out as part of the 2021-23 budget development process.

ESSENTIAL AND POLICY PACKAGE FISCAL IMPACT SUMMARY

Corrections, Dept of
Pkg: 110 - Capital Renewal & Deferred Maintenance

Cross Reference Name: Central Administration
Cross Reference Number: 29100-004-00-00-00000

<i>Description</i>	General Fund	Lottery Funds	Other Funds	Federal Funds	Nonlimited Other Funds	Nonlimited Federal Funds	All Funds
Revenues							
General Fund Obligation Bonds	-	-	724,932	-	-	-	724,932
Total Revenues	-	-	\$724,932	-	-	-	\$724,932
Services & Supplies							
Other COP Costs	-	-	724,932	-	-	-	724,932
Total Services & Supplies	-	-	\$724,932	-	-	-	\$724,932
Total Expenditures							
Total Expenditures	-	-	724,932	-	-	-	724,932
Total Expenditures	-	-	\$724,932	-	-	-	\$724,932
Ending Balance							
Ending Balance	-	-	-	-	-	-	-
Total Ending Balance	-	-	-	-	-	-	-

BUDGET NARRATIVE

Central Administration Division

113 Other Funds Position Creation

Purpose

Establish Other Fund positions to guide, monitor and control the activities that produce Other Funds revenue from various agency activities. The Department of Corrections (DOC) is engaged in various activities that produce Other Funds revenue. As programs have grown, efforts to guide, monitor and control them has produced an increasing workload that has been historically handled as a collateral duty, through the use of double fills, or has simply not been accomplished. Through this Policy Option Package (POP), DOC requests positions to be established in three areas that have a reliable revenue stream which will fund the positions.

Policy Option Package 113 seeks to address the following:

- A. Inmate Communications System
- B. Work Crew Officers
- C. AIC Revenue Generating Support

The resources being requested for the Chief Financial Officer are in item C.

C. AIC Revenue Generation Support

Statewide, institutions facilitate numerous programs that have an adult in custody (AIC) revenue generation component. These work programs function as small businesses that require collaboration between program managers and various staff to manage the operational demands and financial aspects associated with producing and selling products to AICs and outside entities.

While the department is guided by the Oregon Constitution, Oregon Revised Statutes, Oregon Administrative Rules, and agency policies frame up how these programs operate, there has never been a dedicated accountant to provide auditing support and agency assistance through regulatory compliance and systems support for this area of agency finance. It is the intent of the department that these programs, specifically cottage industries, Learning Entrepreneurship Arts and Production (LEAP) activities, and AIC clubs operate within the scope of statute, with fiducial accuracy, transparency and efficiency. DOC requests position authority for one Other Funds Accountant II position (1 FTE) as well as service and supply funds to administer AIC revenue generating activities.

The resources requested specifically for Item C are \$206,617 Other Funds, one position, and 1.00 FTE.

BUDGET NARRATIVE

How Achieved

C. AIC Revenue Generation Support

A dedicated Accountant II, working within the AIC Revenue Generation fiscal unit, will provide financial guidance and accountability to programs. The body of work associated with ensuring the financial stability of the Inmate Welfare Fund (IWF) activity accounts, and other accounts held in trust, is vital. This role will provide reporting information to front-line managers, will focus exclusively on Other Funds revenue, and insure that financial activity that combines General Fund and Other Funds components are properly accounted for and the funds managed appropriately.

Quantifying Results

C. AIC Revenue Generation Support

The overall goal of the AIC Revenue Generation unit is to provide support to programs that involve Other Funds revenue across a wide variety of activities. Efficiencies can be gained and quantified by evaluating processes and tracking the flow of revenue sources against expenditures to determine which programs are self-sustaining and which are not. These AIC revenue generating activities are critical to Measure 17 compliance (providing work opportunities to AICs), and more closely, auditing the revenues generated across a complex set of small businesses provides the confidence necessary for program growth.

Agency Request Budget

Staffing Impact

Positions	1
FTE	1.00

Revenue Source

General Fund	\$0
Other Funds	\$206,617

Governor's Budget

Staffing Impact

Positions	1
-----------	---

BUDGET NARRATIVE

FTE	1.00
-----	------

Revenue Source

General Fund	\$0
Other Funds	\$206,617

2021-23 Fiscal Impact

The positions and on-going costs will become part of the 2021-23 Base Budget. Any start-up costs will be phased out as part of the 2021-23 budget development process.

ESSENTIAL AND POLICY PACKAGE FISCAL IMPACT SUMMARY

Corrections, Dept of
Pkg: 113 - Other Funds Position Creation

Cross Reference Name: Central Administration
Cross Reference Number: 29100-004-00-00-00000

<i>Description</i>	General Fund	Lottery Funds	Other Funds	Federal Funds	Nonlimited Other Funds	Nonlimited Federal Funds	All Funds
Revenues							
Charges for Services	-	-	206,617	-	-	-	206,617
Total Revenues	-	-	\$206,617	-	-	-	\$206,617
Personal Services							
Class/Unclass Sal. and Per Diem	-	-	113,592	-	-	-	113,592
Overtime Payments	-	-	477	-	-	-	477
All Other Differential	-	-	1,511	-	-	-	1,511
Empl. Rel. Bd. Assessments	-	-	61	-	-	-	61
Public Employees' Retire Cont	-	-	25,462	-	-	-	25,462
Social Security Taxes	-	-	8,842	-	-	-	8,842
Unemployment Assessments	-	-	208	-	-	-	208
Worker's Comp. Assess. (WCD)	-	-	58	-	-	-	58
Mass Transit Tax	-	-	693	-	-	-	693
Flexible Benefits	-	-	35,184	-	-	-	35,184
Total Personal Services	-	-	\$186,088	-	-	-	\$186,088
Services & Supplies							
Instate Travel	-	-	1,693	-	-	-	1,693
Employee Training	-	-	1,500	-	-	-	1,500
Office Expenses	-	-	7,822	-	-	-	7,822
Data Processing	-	-	2,156	-	-	-	2,156
Other Services and Supplies	-	-	1,307	-	-	-	1,307
Expendable Prop 250 - 5000	-	-	3,281	-	-	-	3,281

ESSENTIAL AND POLICY PACKAGE FISCAL IMPACT SUMMARY

Corrections, Dept of
Pkg: 113 - Other Funds Position Creation

Cross Reference Name: Central Administration
Cross Reference Number: 29100-004-00-00-00000

<i>Description</i>	General Fund	Lottery Funds	Other Funds	Federal Funds	Nonlimited Other Funds	Nonlimited Federal Funds	All Funds
Services & Supplies							
IT Expendable Property	-	-	2,770	-	-	-	2,770
Total Services & Supplies	-	-	\$20,529	-	-	-	\$20,529
Total Expenditures							
Total Expenditures	-	-	206,617	-	-	-	206,617
Total Expenditures	-	-	\$206,617	-	-	-	\$206,617
Ending Balance							
Ending Balance	-	-	-	-	-	-	-
Total Ending Balance	-	-	-	-	-	-	-
Total Positions							
Total Positions							1
Total Positions	-	-	-	-	-	-	1
Total FTE							
Total FTE							1.00
Total FTE	-	-	-	-	-	-	1.00

12/18/18 REPORT NO.: PPDPFISCAL
 REPORT: PACKAGE FISCAL IMPACT REPORT
 AGENCY:29100 DEPT OF CORRECTIONS
 SUMMARY XREF:004-00-00 Central Administration

DEPT. OF ADMIN. SVCS. -- PPDB PICS SYSTEM

2019-21

PICS SYSTEM: BUDGET PREPARATION

PACKAGE: 113 - Other Funds Position Creation

POSITION NUMBER	CLASS COMP	CLASS NAME	POS CNT	FTE	MOS	STEP	RATE	GF SAL/OPE	OF SAL/OPE	FF SAL/OPE	LF SAL/OPE	AF SAL/OPE
1900186	AAONC1216	AP ACCOUNTANT 2	1	1.00	24.00	02	4,733.00		113,592 69,017			113,592 69,017
TOTAL PICS SALARY									113,592			113,592
TOTAL PICS OPE									69,017			69,017
TOTAL PICS PERSONAL SERVICES =			1	1.00	24.00				182,609			182,609

BUDGET NARRATIVE

Central Administration Division

114 Payroll Cost Savings

Purpose

The Department of Corrections (DOC) is requesting new General Fund positions to address operational and classification inconsistencies within the work performed by the Payroll Unit of the agency.

After settling an AFSCME grievance filed by the Payroll Unit for DOC, it was determined that the way the agency has traditionally structured the work across the 14 correctional institutions and offsite non-security operations resulted in technical staff doing analysis work outside of their classification. DOC placed payroll technicians at each institution, who in turn perform all of the work needed at each location. Over time, a portion of that work has moved beyond the technical tasks involved with paying employees, and more into analysis of insurance issues, benefits coordination, and unique cross-functional activities that were not managed centrally.

DOC recognizes that in an agency with as many differentials, special payments, unique insurance, benefit challenges, and cross-functional work that occurs between the Operations Division, Health Services Unit, Offender Management and Rehabilitation Division, and Administrative Services Division, as well as 14 individual institutions that each include more employees than many small agencies, the analytical work that has traditionally been assigned to payroll technicians is inappropriate and should be centralized to appropriately classify the work and provide consistent services to the entire agency.

How Achieved

DOC is hoping to address this analysis and cross-functional work by establishing two new Operations and Policy Analyst 1's. These new General Funded positions will take on work more appropriately assigned to a higher classification than what we have asked our payroll technicians to do in the past. DOC's current structure resulted in a recent financial settlement with the Payroll Unit. The addition of these positions fulfills a commitment made by DOC and the DAS Chief Human Resources Office to our staff.

The model we are requesting mirrors how other large agencies deal with similar issues, and aligns with the DAS Payroll Unit's approach to completing this analytical work with non-technicians while keeping the positions assigned within the financial division of their agency.

Quantifying Results

The creation of the two new Operations and Policy Analyst 1's will prevent the agency from asking employees to work outside of their classification, which will result in fewer grievances, and fewer financial settlements. The operational benefits will align employee skill sets

BUDGET NARRATIVE

with the work the agency needs completed. Without these new positions, the agency faces assigning work incorrectly while underserving the entire agency workforce related to the myriad of intricate payroll challenges that arise daily.

Agency Request Budget

Staffing Impact

Positions	2
FTE	2.00

Revenue Source

General Fund	\$413,235
Other Funds	\$0

Governor's Budget

Staffing Impact

Positions	0
FTE	0.00

Revenue Source

General Fund	\$0
Other Funds	\$0

2021-23 Fiscal Impact

This package was denied and will not have an impact in the 2019-21 or 2021-23 biennia.

ESSENTIAL AND POLICY PACKAGE FISCAL IMPACT SUMMARY

Corrections, Dept of
Pkg: 114 - Payroll Cost Savings

Cross Reference Name: Central Administration
Cross Reference Number: 29100-004-00-00-00000

<i>Description</i>	General Fund	Lottery Funds	Other Funds	Federal Funds	Nonlimited Other Funds	Nonlimited Federal Funds	All Funds
Revenues							
General Fund Appropriation	-	-	-	-	-	-	-
Total Revenues	-	-	-	-	-	-	-
Personal Services							
Class/Unclass Sal. and Per Diem	-	-	-	-	-	-	-
Overtime Payments	-	-	-	-	-	-	-
All Other Differential	-	-	-	-	-	-	-
Empl. Rel. Bd. Assessments	-	-	-	-	-	-	-
Public Employees' Retire Cont	-	-	-	-	-	-	-
Social Security Taxes	-	-	-	-	-	-	-
Unemployment Assessments	-	-	-	-	-	-	-
Worker's Comp. Assess. (WCD)	-	-	-	-	-	-	-
Mass Transit Tax	-	-	-	-	-	-	-
Flexible Benefits	-	-	-	-	-	-	-
Total Personal Services	-	-	-	-	-	-	-
Services & Supplies							
Instate Travel	-	-	-	-	-	-	-
Employee Training	-	-	-	-	-	-	-
Office Expenses	-	-	-	-	-	-	-
Data Processing	-	-	-	-	-	-	-
Other Services and Supplies	-	-	-	-	-	-	-
Expendable Prop 250 - 5000	-	-	-	-	-	-	-

ESSENTIAL AND POLICY PACKAGE FISCAL IMPACT SUMMARY

Corrections, Dept of
Pkg: 114 - Payroll Cost Savings

Cross Reference Name: Central Administration
Cross Reference Number: 29100-004-00-00-00000

<i>Description</i>	General Fund	Lottery Funds	Other Funds	Federal Funds	Nonlimited Other Funds	Nonlimited Federal Funds	All Funds
Services & Supplies							
IT Expendable Property	-	-	-	-	-	-	-
Total Services & Supplies	-	-	-	-	-	-	-
Total Expenditures							
Total Expenditures	-	-	-	-	-	-	-
Total Expenditures	-	-	-	-	-	-	-
Ending Balance							
Ending Balance	-	-	-	-	-	-	-
Total Ending Balance	-	-	-	-	-	-	-
Total Positions							
Total Positions							-
Total Positions	-	-	-	-	-	-	-
Total FTE							
Total FTE							-
Total FTE	-	-	-	-	-	-	-

BUDGET NARRATIVE

Central Administration Division

124 Opioid Overdose Prevention

Purpose

This policy option package seeks to upgrade security practices through the use of technology and treatment to address opioid drug addiction as a public health crisis and limit staff and AIC exposure to dangerous controlled substances. The items listed below will improve staff safety, provide better security, and reduce the amount of drugs and other contraband coming into DOC institutions.

- A. Mail Scanners
- B. Raman Spectrometer (Tru-Narc) – Handheld Narcotics Analyzer
- C. Drug Detecting K9s and Handler Program
- D. Body Scanners
- E. Medically Assisted Treatment

Four policy and program areas have been identified for this package request. The resources being requested for the Central Administration Division are specific to Items B and C.

B. Raman Spectrometer (Tru-Narc) – Handheld Narcotics Analyzer

Field testing suspected controlled substances poses a significant risk to staff who may be exposed to an illicit substance in order to test it. Police agencies across the country are moving away from field testing personal use amounts of suspected controlled substances to avert the risk of death or serious physical injury to an individual or avert a substantial public health risk due to the rising concern of accidental exposure to a deadly substance due to handling. The move away from field testing is solely about staff safety. The concern and risk associated with staff safety is equally concerning for DOC as it is for local patrol officers.

The Raman Spectrometer (Tru-Narc) is a device which has the ability to perform positive testing of suspected controlled substances in the field without removing most substances from their packaging, thereby lessening the likelihood of accidental exposure to a potentially deadly substance due to handling.

The potential for staff exposure to illicit substances found inside the facilities is a daily danger. Staff currently use Narcotic ID Kits (NIK) that, while useful, still allow for unnecessary contact and transfer of suspected substances from the source to the test kit. The NIK requires an initial test to determine if the substance is a controlled substance, and then at least one more test to determine what the specific controlled substance is.

BUDGET NARRATIVE

Unlike the ViroVision Mail Scanner, which is a stationary system, the Tru-Narc device is portable and used to presumptively identify substances that have been discovered or found by staff in a variety of areas in an institution or work crew sites, with minimal handling. The Tru-Narc device is also able to identify organic material (i.e. marijuana).

The department is recommending the purchase of six of these devices, to be controlled by the Special Investigations Unit (SIU) in the Office of the Inspector General. These devices would be staged throughout the state so they can be used as needed, to test suspected substances where they are found. The TruNarc is small and portable, allowing SIU staff to take them to any location as needed. DOC's current practice is to put suspected controlled substances into evidence lockers until SIU can confirm if it is actually a controlled substance. Institution staff typically, test the substance first using the aforementioned NIK. However, as they are not experts in field testing, SIU is needed to confirm, thereby exposing institution staff and SIU staff to these substances. The Tru-Narc will allow us to test these substances without having to open the package, resulting in fewer staff being exposed.

These units are available at the GSA price of \$145,614 for six units with a four-year warranty. Training is a small additional charge offered at \$2,639. Current pricing for the equipment and training is \$148,253.

The resources requested specifically for Item B are \$145,614 General Fund, 0 Positions, 0.00 FTE.

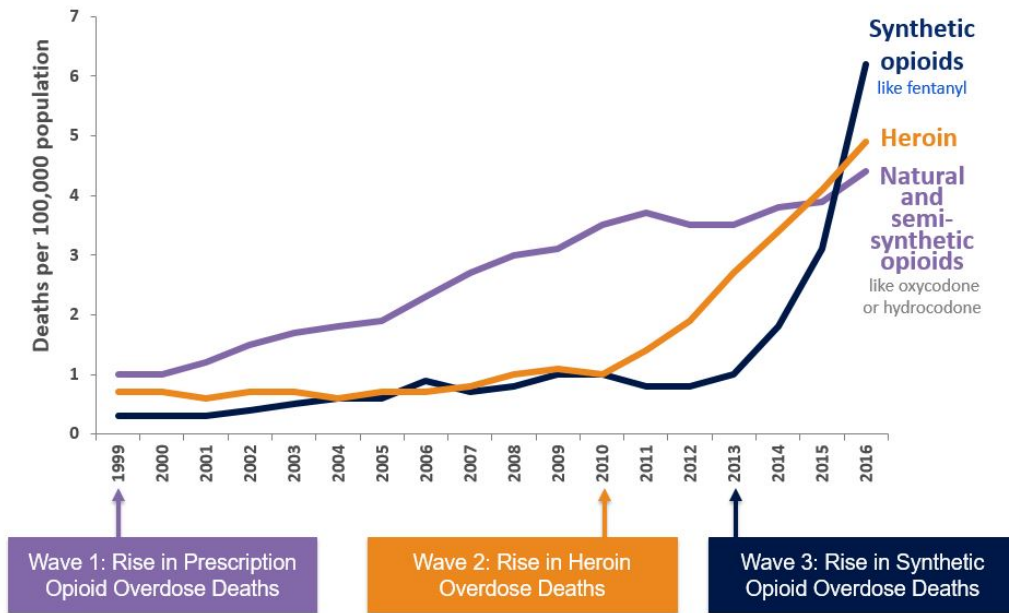
C. Drug Detecting K-9s and Handler Program

DOC has established a Comprehensive Drug Policy Task Force to bring forward policy recommendations to combat the drug problem in this country and prisons through a comprehensive platform that addresses prevention/interdiction, treatment, and enforcement/accountability. This three pronged approach seeks to upgrade security practices through the use of technology and treatment that will address opioid drug addiction as a public health crisis and limit staff and AIC exposure to dangerous controlled substances. DOC seeks to purchase new technology and implement a K9 program to provide better security and reduce the amount of drugs and other contraband coming into institutions. These additions to DOC's enhanced interdiction would also significantly limit the possibility of staff and AIC exposure to dangerous substances.

Centers for Disease Control and Prevention have outlined the growing opioid epidemic in the United States. Around 66 percent of the more than 63,600 drug overdose deaths in 2016 involved an opioid. In 2016, the number of overdose deaths involving opioids (including prescription opioids like heroin and illicitly manufactured fentanyl) was five times higher than in 1999. On average, 115 Americans die every day from an opioid overdose. A relative newcomer to the battle against dangerous substances, Fentanyl is 30 to 50 times more potent than heroin, just two milligrams is considered to be a deadly dose. It only takes a small amount of fentanyl inhaled through the nose or mouth and absorbed by mucous membranes to cause severe adverse reactions.

BUDGET NARRATIVE

3 Waves of the Rise in Opioid Overdose Deaths

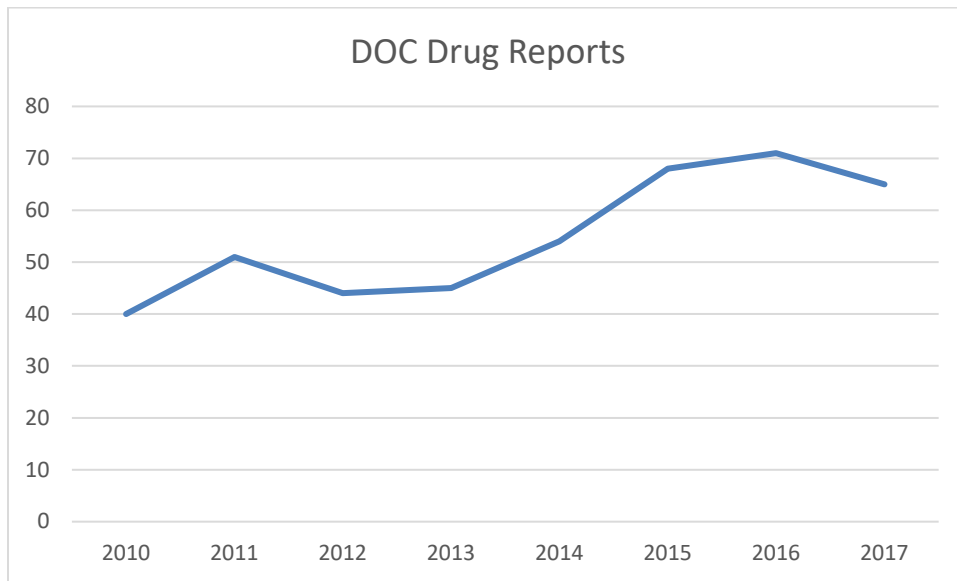


SOURCE: National Vital Statistics System Mortality File.

According to Northpoint Recovery, a local drug and alcohol treatment center, illicit drug use in Oregon exceeds the national average, per capita. Oregon is ranked number four in the U.S. for the rate of drug use in the past month, ages 12 and over (2012 and 2013). Drug abuse in Oregon is roughly the same across all age categories. Of Oregon's prison population, 23 percent of AICs are incarcerated because of drug offenses, 5 percent solely for a drug charge and 18 percent for a combination drug/other offense. The majority of felony drug convictions in Oregon were due to delivery (87 percent), possession (11 percent), and manufacturing (2 percent).

This epidemic has not bypassed the DOC. The majority of Unusual Incident Reports for contraband involve drugs. The trend for the type of drugs that have been seized has been very similar to what the graph above showed nationally.

BUDGET NARRATIVE



Traditional methods of conducting area searches, clothed and unclothed searches, and utilizing metal detectors have not been sufficient to curb the increase in drug use that has been seen nationally, in Oregon and in DOC institutions. Utilizing modern technology would allow officers to better detect drugs being brought into the facility while at the same time limiting their own exposure to contact with these substances.

How Achieved

A. Drug Detecting K9s and Handler Program

Drug detection dogs have been shown to be a significant deterrent to those who might try to smuggle or hide drugs in a secure environment. A study completed in a neighboring state's correctional system looked at the effectiveness of K9s in reducing drug possession and drug usage by way of urine analysis (UA) results. Although the actual number of K9 detection finds was relatively low, the positive UA results within the AIC population dropped by 25 percent over traditional searching and random UA testing. The value in the deterrence factor that K9s bring to a correctional setting cannot be overstated. In addition to the deterrent factor, K9s also are many times more likely to locate illicit substances than a human searching the same area. A drug detection dog can search an area at least ten times more efficiently than a human. K9 drug detection searches are completed with substantial efficiencies over their human counterparts, with fewer injuries and exposure to harmful substances.

BUDGET NARRATIVE

Developing a K9 program will require purchasing trained drug detection dogs and vehicles to transport them in. Based on the current investigative case load and staffing levels of SIU, to make this program successful and cost-effective, it will also require hiring additional Inspector 2s as handlers. Inspector 2s are the primary inspectors that investigate AIC misconduct and contraband related offenses. The additional Inspector 2s will allow SIU to ensure the dogs are being utilized as efficiently as possible while maintaining current caseload levels, as well as the subsequent investigation that arises from a contraband find by way of the K9.

DOC can purchase fully trained drug detection canines or adopt rescue animals from local shelters. Rescue animals will require substantial training by way of the handler and dog. Additionally, we will need to hire additional Inspectors to take on the role of dog handler.

The estimated cost to bring on the K9 program and to support our current workload and staffing levels, is approximately \$1.2 million. This number is based on the cost of buying four trained dogs, hiring an additional four Inspector 2s to handle them, and purchasing or leasing four used vehicles to transport the animals. It is possible to train rescue dogs, which would bring down the cost of the animal itself down, but the cost to train the rescue dogs would result in similar overall costs. The added component of having to train rescue dogs would delay implementation of the program.

The resources requested specifically for Item C are \$1,200,000 General Fund, 4 positions, 4.00 FTE.

Quantifying Results

If the policy option package is approved, the agency expects a significant drop in the number of drugs being brought into state institutions and a significant increase in illicit drug contraband finds within our institutions. Both expected results will have a direct impact on the safety and security of AICs, staff, contractors, and the community. We know that contraband, in the form of illicit drugs introduced into secure correctional facilities are used for purposes that are in direct conflict with correctional rehabilitation. This conflict includes reduced programming success, furtherance of substance addiction, extortion, illegal trade and bartering, staff and AIC assaults, murder, and increased AIC healthcare cost. The results will be measured in the Offender Management System by the number of Unusual Incident Reports for contraband drugs found within the facilities. Additionally, the use of technology will enable a multifaceted enhanced drug interdiction approach (body scanners, mail scanners, increased urine tests, reinstatement of K9 detection, and intelligence sharing) that was recently studied in California's prisons. The quasi-experimental study of institutions in which enhanced interdiction efforts were used saw a 20-25 percent reduction in overall urine drug test failures. The new technology and K9 program will be components of an overall enhanced interdiction effort which would be evaluated in a manner similar to the California study.

BUDGET NARRATIVE

Agency Request Budget

Staffing Impact

Positions	4
FTE	4.00

Revenue Source

General Fund	\$1,345,614
Other Funds	\$0

Governor's Budget

Staffing Impact

Positions	0
FTE	0.00

Revenue Source

General Fund	\$145,614
Other Funds	\$0

2021-23 Fiscal Impact

These one-time costs for Handheld Narcotics Analyzers will be phased out as part of the 2021-23 budget development process.

ESSENTIAL AND POLICY PACKAGE FISCAL IMPACT SUMMARY

Corrections, Dept of
Pkg: 124 - Opioid Overdose Prevention

Cross Reference Name: Central Administration
Cross Reference Number: 29100-004-00-00-00000

<i>Description</i>	General Fund	Lottery Funds	Other Funds	Federal Funds	Nonlimited Other Funds	Nonlimited Federal Funds	All Funds
Services & Supplies							
IT Expendable Property	-	-	-	-	-	-	-
Total Services & Supplies	-	-	-	-	-	-	-
Capital Outlay							
Technical Equipment	145,614	-	-	-	-	-	145,614
Total Capital Outlay	\$145,614	-	-	-	-	-	\$145,614
Total Expenditures							
Total Expenditures	145,614	-	-	-	-	-	145,614
Total Expenditures	\$145,614	-	-	-	-	-	\$145,614
Ending Balance							
Ending Balance	-	-	-	-	-	-	-
Total Ending Balance	-	-	-	-	-	-	-
Total Positions							
Total Positions							-
Total Positions	-	-	-	-	-	-	-
Total FTE							
Total FTE							-
Total FTE	-	-	-	-	-	-	-

DETAIL OF LOTTERY FUNDS, OTHER FUNDS, AND FEDERAL FUNDS REVENUE

Corrections, Dept of
2019-21 Biennium

Agency Number: 29100
Cross Reference Number: 29100-004-00-00-00000

<i>Source</i>	2015-17 Actuals	2017-19 Leg Adopted Budget	2017-19 Leg Approved Budget	2019-21 Agency Request Budget	2019-21 Governor's Budget	2019-21 Leg. Adopted Audit
Other Funds						
Federal Revenues	149,000	39,233	39,233	48,276	48,276	-
Charges for Services	765,460	2,174	2,174	210,093	210,093	-
Fines and Forfeitures	34,620	609	609	2,725	2,725	-
General Fund Obligation Bonds	37,807	-	-	2,153,192	764,932	-
Sales Income	101,201	13,368	13,368	15,659	15,659	-
Loan Repayments	-	10,873	10,873	-	-	-
Other Revenues	883,729	2,823,599	2,823,599	615,135	615,135	-
Transfer In - Intrafund	209,106	81,723	81,723	87,967	87,967	-
Transfer Out - Intrafund	(580,848)	(1,438,365)	(1,438,365)	(1,548,265)	(1,548,265)	-
Total Other Funds	\$1,600,075	\$1,533,214	\$1,533,214	\$1,584,782	\$196,522	-
Federal Funds						
Federal Funds	704,128	1,065,807	1,065,807	1,039,222	1,039,222	-
Total Federal Funds	\$704,128	\$1,065,807	\$1,065,807	\$1,039,222	\$1,039,222	-
Nonlimited Other Funds						
Refunding Bonds	81,739	-	-	-	-	-
Total Nonlimited Other Funds	\$81,739	-	-	-	-	-

DETAIL OF LOTTERY FUNDS, OTHER FUNDS, AND FEDERAL FUNDS REVENUE

Source	Fund	ORBITS Revenue Acct	2015-2017 Actual	2017-19 Legislatively Adopted	2017-19 Estimated	2019-21		
						Agency Request	Governor's Balanced	Legislatively Adopted
Social Security Administration incentive funds	Other	0355	\$149,000	\$39,233	\$39,233	\$48,276	\$48,276	\$0
ID card replacements, Witness Fees, copier revenue	Other	0410	\$765,460	\$2,174	\$2,174	\$210,093	\$210,093	0
Inmate Restitution for property damage	Other	0505	\$34,620	\$609	\$609	\$2,725	\$2,725	0
General Fund Obligation Bonds	Other	0555	\$37,807	0	0	\$2,153,192	\$764,932	0
Refinancing Debt	Other	0575	\$81,739	0	0	0	0	0
Legal records requests revenue, surplus property sales	Other	0705	\$101,201	\$13,368	\$13,368	\$15,659	\$15,659	0
Loan Repayments	Other	0925	0	\$10,873	\$10,873	0	0	0
Victim restitution allocations, travel reimbursements, and transfer of Inmate Welfare Funds between programs	Other	0975	\$883,729	\$2,823,599	\$2,823,599	\$615,135	\$615,135	0

DETAIL OF LOTTERY FUNDS, OTHER FUNDS, AND FEDERAL FUNDS REVENUE

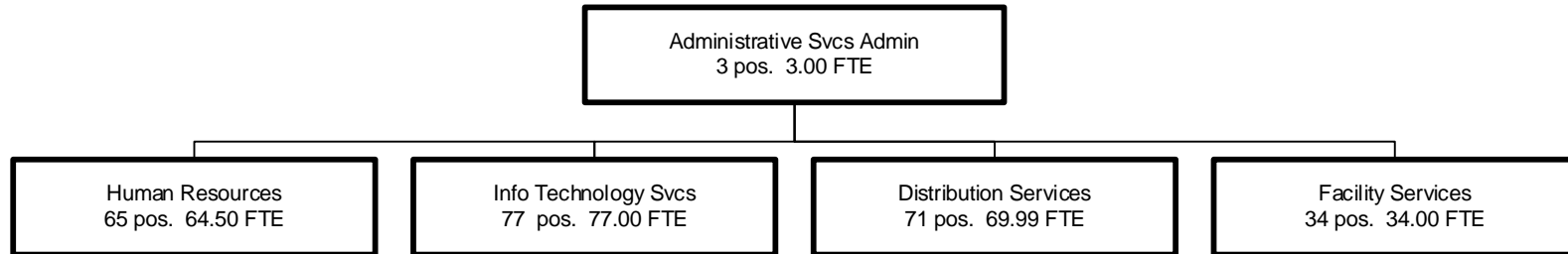
Source	Fund	ORBITS Revenue Acct	2015-2017 Actual	2017-19 Legislatively Adopted	2017-19 Estimated	2019-21		
						Agency Request	Governor's Balanced	Legislatively Adopted
Federal Funds from the State Criminal Alien Assistance Program (SCAAP), Prison Rape Elimination Act (PREA) and Federal grant for inmate educational programs	Federal	0995	\$704,128	\$1,065,807	\$1,065,807	\$1,039,222	\$1,039,222	0
Movement of IWF revenues between organizational units	Other	1010	\$209,106	\$81,723	\$81,723	\$87,967	\$87,967	0
Transfer of IWF revenues between organizational units	Other	2010	(\$580,848)	(\$1,438,365)	(\$1,438,365)	(\$1,548,265)	(\$1,548,265)	0

BUDGET NARRATIVE

This page intentionally left blank.

BUDGET NARRATIVE

OREGON DEPARTMENT OF CORRECTIONS Administrative Services Division Organizational Chart 2017-19 Legislatively Approved Budget



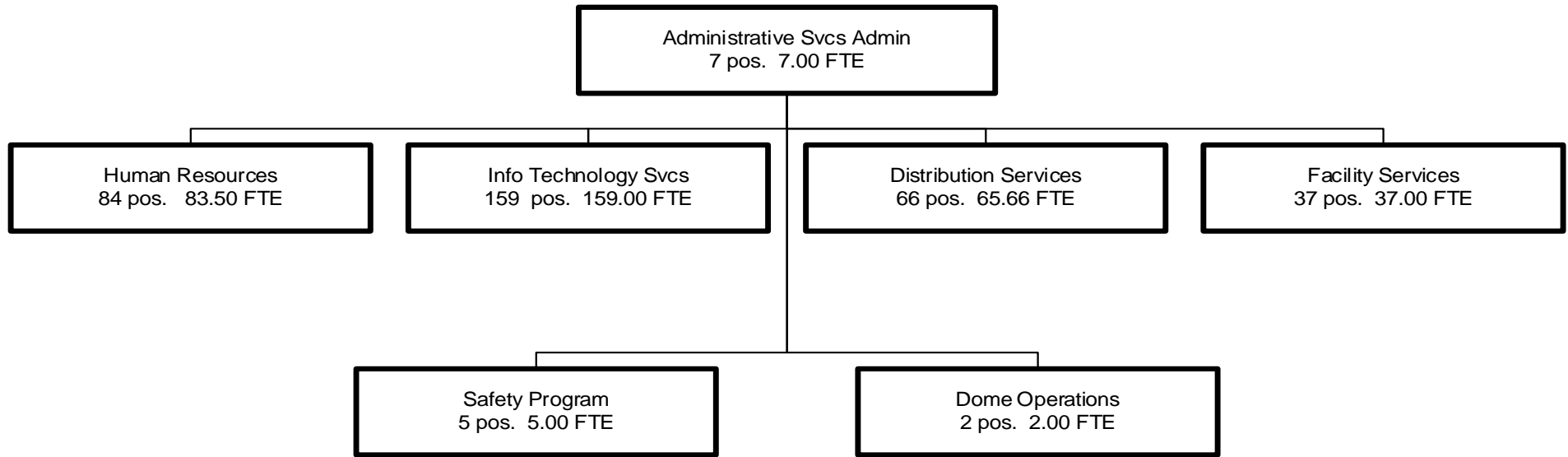
Total Positions: 250
FTE: 248.49

BUDGET NARRATIVE

OREGON DEPARTMENT OF CORRECTIONS

Administrative Services Division Organizational Chart

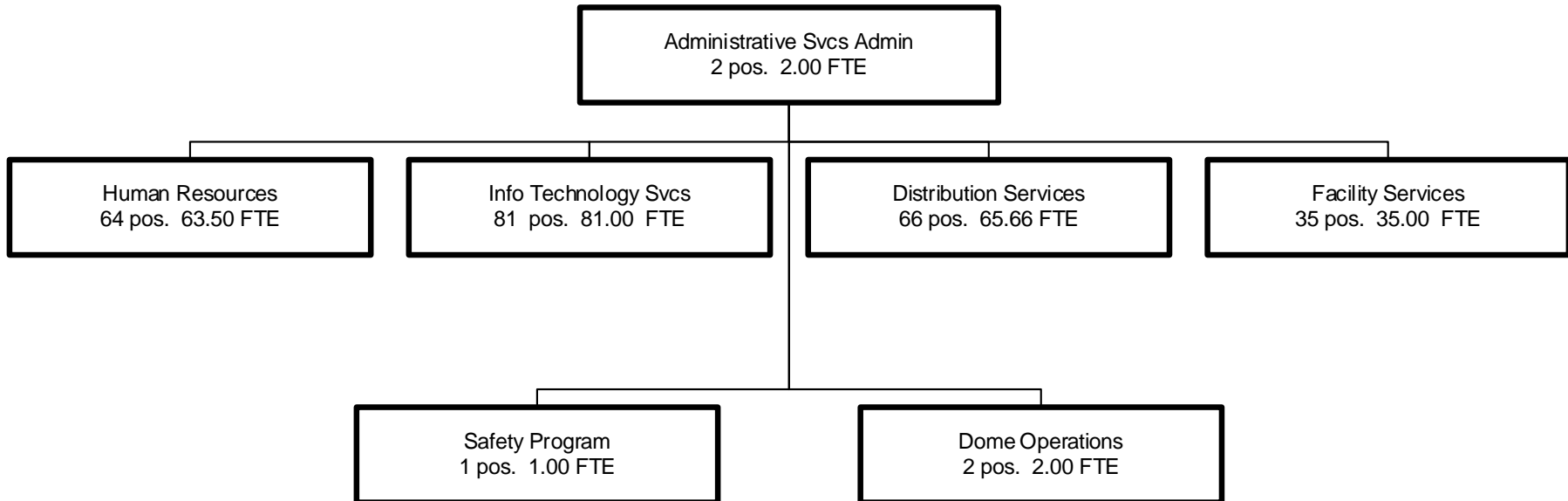
2019-21 Agency Request Budget



Total Positions: 360
FTE: 359.16

BUDGET NARRATIVE

OREGON DEPARTMENT OF CORRECTIONS Administrative Services Division Organizational Chart 2019-21 Governor's Budget



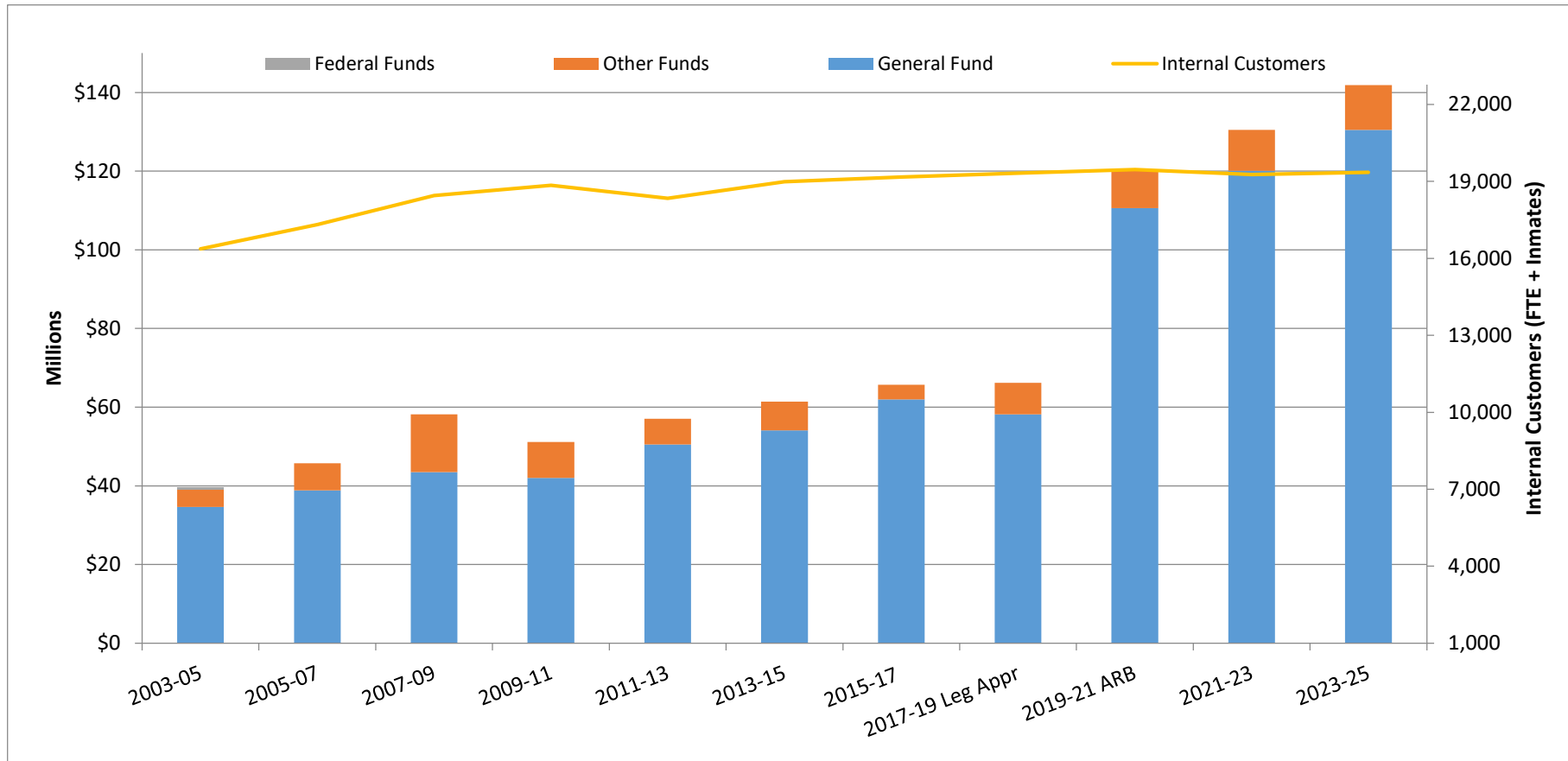
Total Positions: 251
FTE: 250.16

BUDGET NARRATIVE

Administrative Services Division

Program Unit Executive Summary

- a. Long-Term Focus Areas that are impacted by the program: Healthy and Safe Oregonians, Excellence in State Government, and Responsible Environmental Stewardship
- b. Primary Program Contact: Jim Paul, Assistant Director for Administrative Services Division
- c. Total Funds Budget



BUDGET NARRATIVE

d. Program Overview

This division provides services that are fundamental to day-to-day DOC operations in three key areas: Information Technology Services, Facilities Services, and Warehouse and Distribution Services. These services are provided directly to employees, AICs, volunteers, community corrections, and other partner agencies.

e. Program Funding Request

This program is requesting \$110,617,850 General Fund to provide key services that are fundamental to day-to-day DOC operations in three vital areas: Information Technology Services, Facilities Services, and Warehouse and Distribution Services. This request includes funding for ten Policy Option Packages, which are described in detail later in this document. Estimated costs for 2021-23 are \$120,096,561 and \$130,490,113 for 2023-25.

f. Program Description

The Administrative Services Division is responsible for the delivery of services that support DOC daily operations. These services include providing access to information, constructing new facilities, maintaining and renovating existing facilities, maintaining and repairing communications networks and equipment, and the efficient distribution of goods. These services are part of the foundation upon which DOC operates safe, secure, and civil correctional institutions.

The budget for Administrative Services is impacted by changes in the AIC population, investments in new technology, and the age of the facilities and equipment that the division is responsible for maintaining. Significant investments in technology are needed to maintain current levels of service, to meet security mandates, and to ensure business continuity across all sections of this program and DOC. These costs cannot be covered within the current budget.

The Administrative Services Division includes three primary program sub-units – Information Technology Services, Facilities Services, and Warehouse and Distribution Services – all of which are under the management of Administrative Services Administration.

g. Program Justification and Link to Long-Term Outcomes

Administrative Services supports DOC's success in keeping AICs securely incarcerated for the duration of their sentence, which plays a key role in keeping Oregonians healthy and safe. Administrative Services provides the direct support of daily operations needed for institutions to function safely and securely. Through the use of the Oregon Accountability Model, Administrative Services staff support AICs successful transition to society and reduce the likelihood of committing future crime.

BUDGET NARRATIVE

h. Program Performance

The Administrative Services Division monitors performance through the agency's scorecard.

i. Enabling Legislation/Program Authorization

This program directly supports daily operations required to operate correctional facilities as mandated by the Oregon Constitution Article I, Sections 13, 15, 16, and 44; ORS 423.020 1 (a-d); ORS 423.075 5 (a-d); case law based on the 8th Amendment, U.S. Constitution; and the 2003 Federal Prison Rape Elimination Act (PREA).

Facilities Services has specific enabling authorizations with certain mandates included in ORS 179 Administration of Institutions, ORS 270 Management of State Owned Property, and ORS 276 Public Facilities.

Fiscal Services also has specific mandates and authorizations for fiscal functions include in ORS 291 State Financial Administration, for contracts and procurement in ORS 279 Public Contracting, and for specific institution-related activities in ORS 421 Department of Corrections Institutions.

Information Technology Services is mandated by ORS 423.478 and 423.555 to provide a statewide information system and data services sufficient to allow tracking of AICs and measure the effectiveness of correctional programs. Distribution Services has authorization under ORS 421 Department of Corrections Institutions: Compacts, and ORS 423.020 Department of Corrections: duties and powers and fees, to establish the commissary system to provide AICs the ability to purchase acceptable items above and beyond what the department is required to provide, to use these products to provide security and behavioral tools through positive incentive programs, and to direct profit from sales of these products into the Inmate Welfare Fund to be used for AIC activities, programs, and education.

j. Describe the various funding streams that support the program

The majority of the Administrative Services Division is funded with General Fund dollars, and this percentage of funding has increased over the last two biennia. The Other Funds budget is provided from four primary sources:

- Article XI-Q Bonds: Bond measures support construction and correction of deferred maintenance issues. This funding source has decreased based on shifting priorities;
- Commissary Sales: This operation is self-funded. Profits above operating expenses are deposited to the Inmate Welfare Fund outside of Administrative Services;
- CDC Sales and Rentals: Revenue from recycling efforts and lease agreements with other state agencies, authorized for use in partially maintaining host facility; and
- Property Sales and Rentals: Revenue from property sales and property lease agreements, authorized for use in maintaining property.

BUDGET NARRATIVE

k. Describe how the 2019-21 funding proposal compares to the program authorized for the agency in 2017-19

In the 2019-21 biennium, the Administrative Services division will continue to provide critical services that are fundamental to day-to-day DOC operations in four vital areas: Information Technology Services, Facilities Services, and Warehouse and Distribution Services.

- Policy Package 101c – Norway Best Practices. This package component seeks to invest in staff training with a focus on leadership and manager skill building and continuing education for security staff to promote safety and long-term effectiveness.
- Policy Package 106b – IT Systems Sustainability. This package component seek to fund PC lifecycle replacement at 20% of total per biennium to meet the statewide policy 107-004-010 compliance of five year replacement.
- Policy Package 106c – IT Systems Sustainability. This package component seeks additional enterprise software to meet current policies and provide forward mobility with server centric application and workforce mobile technology transformation.
- Policy Package 107 – Corrections Information System Rebuild. This package seeks to assess the viability of integrating and standardizing DOC's core computer systems in preparation for Stage Gate on a fundamental rebuild of Correction's Information System (CIS) and to provide an interim overlay system solution while moving through Stage Gate.
- Policy Package 108a – DOC Intranet. This package component seeks to develop and deploy an enterprise-wide Communications and Collaboration Portal (CCP) – intranet to support strategies improving business communications and processes within the agency.
- Policy Package 109a – Central Support Initiatives. This package component seeks to establish a Wellness Coordination position in combination with a commitment to proper staffing levels and investment in health programs to demonstrate the agency's commitment to achieve staff wellness across the organization.
- Policy Package 109c – Central Support Initiatives. This package component seeks to create the foundation of an Office of Diversity, Equity and Inclusion (DEI) as a foundational step to build statewide, cross-facility consistency, messaging and training in the area of DEI.
- Policy Package 109d – Central Support Initiatives. This package component seeks to create and maintain an appropriate natural resource conservation program meeting the requirements of the State's Sustainability and Energy Conservation policies.

BUDGET NARRATIVE

- Policy Package 110a – Capital Renewal and Deferred Maintenance. This package component seeks funding to address issues that do not meet the capitalization requirements and address work in the following categories; building envelope, electrical systems, water systems, roofs, underground infrastructure, and additional staffing to manage this increased workload.
- Policy Package 113a – Other Funds Position Creation. This package component seeks to create positions funded by existing other fund revenue stream to establish a permanent program office to manage and facilitate the AIC communication system.
- Policy Package 116 – IT Services Staffing. This package seeks to align Department of Correction’s IT staffing levels to meet critical and increasing demands for essential technology services and compliance in critical service areas as identified in the strategic services roadmap.
- Policy Package 117 – Human Resource Staffing. This package requests to establish positions for the purpose of reduction the amount of time an investigation takes to complete, allow human resource policy discussions to be held with non-investigative staff, and to conduct background investigations to reduce overtime and allow improved, more consistent background investigations.
- Policy Package 119 – Safety & Fire Compliance. This package seeks staffing to manage thousands of non-employee service providers to ensure compliance with state and federal standards for prison access as well as to improve customer service for our critical community partners and for staffing agency safety to oversee statewide Department of Correction’s safety, Occupational Safety and Health Administration (OSHA) and other regulatory requirements.

Program Unit Narrative

Administrative Services Division provides centralized support services to all levels of the department through Information Technology Services, Facility Services, and Warehouse and Distribution Services. The following is an overview of each subunit.

Information Technology Services

Information Technology Services provides central support, management, and maintenance of information technology activities, including computer services, for more than 6,000 users at 14 institutions, three administrative sites, and 36 county parole and probation offices. This section develops and maintains software and databases that support AIC management (sentencing, security threat management, and case management), AIC programming (work assignments and education), and key business functions (budget, finance, and operational metrics). These systems are utilized by employees, AICs, and agency partners daily to support operations 24 hours a day, seven days a week.

Because of several biennia of budget challenges, DOC has not kept up with technology upgrades. DOC is still using manual and paper processes that do not allow for efficiencies or data sharing to the degree that it could. DOC is proposing a series of upgrades that will

BUDGET NARRATIVE

position the agency to begin to take advantage of efficiencies from technology such as the implementation of EHR. These are described in detail later in this document.

Facilities Services

Facilities Services is responsible for the administration of repair and maintenance programs for existing institutions and all DOC work sites. Services provided include helping set priorities for deferred maintenance, management of leased facilities and property holdings, support for communications infrastructure, coordination of conservation and sustainability efforts, and ensuring code compliance in maintenance and repair activities (i.e., fire safety code, electrical, plumbing). These services are utilized most frequently by employees during normal business hours with emergency support available 24 hours a day, seven days a week.

The Facilities Services section includes the Communications Infrastructure unit. This unit provides the infrastructure necessary to allow the operation of critical systems, including information systems, access control, and video surveillance and recording, and radio communications systems. These systems are in need of upgrade and replacement throughout the department. Because of these needs, the infrastructure team is managing a heavy workload with a backlog of projects and tasks. With the increasing demand for mobile technology and seamless operations, there continues to be a lack of resources necessary to manage the growing project list.

Distribution Services

Warehouse and Distribution Services provides the primary logistical support for the operation of correctional facilities. This includes management of a statewide inventory of expendable, non-expendable, and food product inventories, and transport of these goods to institutions. Inventories delivered to correctional facilities are used to provide direct care to AICs in the form of meals, clothing, hygiene, and sanitation. This section also manages AIC commissary programs, which are statutorily mandated and whose proceeds go to the Inmate Welfare Fund. In sustainability efforts, the Central Distribution Center's Recycling Center recycles material from all 14 DOC institutions that generate revenue. The re-use section repurposes items that might otherwise end up in the waste stream.

Proposed New Laws That Apply to the Program Unit

One of the agency's 13 legislative concepts for the 2017 session falls under the leadership of the Administrative Services Division:

- LC 29100/002 would repeal statute that grants authority to and requires DOC to provide training for basic certification of corrections officers employed by DOC.

BUDGET NARRATIVE

Expenditures by Fund Type, Positions and Full-Time Equivalents – 2019-21 Agency Request Budget

Program Sub-Unit	Position/ FTE	Revenue Sources			
		General Fund	Other Funds	Federal Fund	Total Fund
Facilities	39 / 39.00	\$22,801,663	\$1,274,526	\$0	\$24,076,189
Distribution	66 / 65.66	\$9,326,876	\$8,051,247	\$0	\$17,378,123
Information Technology	159 / 159.00	\$50,042,935	\$161,623	\$0	\$50,204,558
Human Resources	89 / 88.50	\$26,638,682	\$5,544	\$0	\$26,644,226
Admin Services Administration	7 / 7.00	\$1,807,694	\$19,798	\$0	\$1,827,492
Program Unit Total	360 / 359.16	\$110,617,850	\$9,512,738	\$0	\$120,130,588

Expenditures by Fund Type, Positions and Full-Time Equivalents – 2019-21 Governor’s Budget

Program Sub-Unit	Position/ FTE	Revenue Sources			
		General Fund	Other Funds	Federal Fund	Total Fund
Facilities	37 / 37.00	\$21,673,284	\$1,274,353	\$0	\$22,947,637
Distribution	66 / 65.66	\$9,270,189	\$8,029,480	\$0	\$17,299,669
Information Technology	81 / 81.00	\$23,025,115	\$161,623	\$0	\$23,186,738
Human Resources	65 / 64.50	\$17,527,981	\$5,544	\$0	\$17,533,525
Admin Services Administration	2 / 2.00	\$640,105	\$19,798	\$0	\$659,903
Program Unit Total	251 / 250.16	\$72,136,674	\$9,490,798	\$0	\$81,627,472

Revenue Sources and Proposed Revenue Changes in Agency Request Budget

The Administrative Services Division collects Other Funds revenue from a variety of sources including the rental of space to Oregon Youth Authority (OYA) for distribution of goods, cell phone tower agreements, energy conservation/recycling center activity, and property sales.

Revenue Sources and Proposed Revenue Changes in Governor’s Budget

The revenue sources and proposed revenue changes in the Governor’s Budget are reflected above accordingly.

BUDGET NARRATIVE

Administrative Services Division

010 Non-PICS Psnl Svc / Vacancy Factor

Package Description

Purpose

This package includes three components: 1) The cost of Personal Services adjustments, such as inflation on non-PICS accounts, i.e., overtime, differentials, unemployment compensation, and mass transit taxes, which are not automatically generated by PICS; 2) An adjustment for the anticipated savings associated with normal employee turnover, commonly referred to as vacancy savings, which is developed using a formula prescribed by the Department of Administrative Services (DAS) Chief Financial Office (CFO) that considers both the savings and costs associated with normal turnover activity; and 3) An adjustment to the Public Employee Retirement System (PERS) Pension Obligation Bond assessment, which is also developed by the DAS CFO.

How Achieved

Non-PICS Accounts – With the exception of Mass Transit, adjustment amounts are computed by multiplying the above referenced accounts in the 2017-19 Base Budget by the standard inflation factor of 3.8%. Added to these amounts is the value of the exceptional inflation awarded to agencies that have both mandated caseload and 24/7 facilities. Overtime, Shift Differential and All Other Differential accounts have an additional above-standard inflation rate of 8.1%.

Vacancy Savings – Vacancy savings are computed using the formula and guidelines prescribed in the Budget and Legislative Concept Instructions and approved by the DAS CFO. This formulaic estimate of vacancy savings is then compared against the base budget, resulting in a package 010 adjustment.

PERS Pension Obligation Bonds – The Pension Obligation Bond amount is provided by the DAS CFO. This budgeted amount is distributed by DAS for Debt Service on PERS Pension Obligation Bonds. There is no inflation factor applied to Pension Obligation Bonds.

Agency Request Budget

Staffing Impact

None

BUDGET NARRATIVE

Revenue Source

General Fund	\$490,692
Other Funds	\$249,914

Governor's Budget

Staffing Impact

None

Revenue Source

General Fund	\$490,692
Other Funds	\$249,914

2021-23 Fiscal Impact

Actions approved in this package will have varying impacts on future periods. Normal inflation will be integrated into and become part of the Base Budget for 2021-23, as will the funding approved in the non-PICS exceptions. Vacancy savings are re-projected each biennium based on agency experience. The Pension Obligation Bond financing will be an ongoing liability for the agency.

ESSENTIAL AND POLICY PACKAGE FISCAL IMPACT SUMMARY

Corrections, Dept of
Pkg: 010 - Non-PICS Psnl Svc / Vacancy Factor

Cross Reference Name: Administrative Services Division
Cross Reference Number: 29100-006-00-00-00000

<i>Description</i>	General Fund	Lottery Funds	Other Funds	Federal Funds	Nonlimited Other Funds	Nonlimited Federal Funds	All Funds
Revenues							
General Fund Appropriation	490,692	-	-	-	-	-	490,692
Total Revenues	\$490,692	-	-	-	-	-	\$490,692
Personal Services							
Temporary Appointments	1,246	-	-	-	-	-	1,246
Overtime Payments	18,429	-	2,011	-	-	-	20,440
Shift Differential	-	-	-	-	-	-	-
All Other Differential	17,861	-	6,672	-	-	-	24,533
Public Employees' Retire Cont	7,995	-	1,911	-	-	-	9,906
Pension Obligation Bond	76,803	-	17,112	-	-	-	93,915
Social Security Taxes	2,871	-	663	-	-	-	3,534
Unemployment Assessments	529	-	3	-	-	-	532
Mass Transit Tax	19,495	-	2,401	-	-	-	21,896
Vacancy Savings	345,463	-	219,141	-	-	-	564,604
Total Personal Services	\$490,692	-	\$249,914	-	-	-	\$740,606
Services & Supplies							
Attorney General	-	-	-	-	-	-	-
Total Services & Supplies	-	-	-	-	-	-	-
Capital Outlay							
Other Capital Outlay	-	-	-	-	-	-	-
Total Capital Outlay	-	-	-	-	-	-	-

ESSENTIAL AND POLICY PACKAGE FISCAL IMPACT SUMMARY

Corrections, Dept of
Pkg: 010 - Non-PICS Psnl Svc / Vacancy Factor

Cross Reference Name: Administrative Services Division
Cross Reference Number: 29100-006-00-00-00000

<i>Description</i>	General Fund	Lottery Funds	Other Funds	Federal Funds	Nonlimited Other Funds	Nonlimited Federal Funds	All Funds
Total Expenditures							
Total Expenditures	490,692	-	249,914	-	-	-	740,606
Total Expenditures	\$490,692	-	\$249,914	-	-	-	\$740,606
Ending Balance							
Ending Balance	-	-	(249,914)	-	-	-	(249,914)
Total Ending Balance	-	-	(\$249,914)	-	-	-	(\$249,914)

BUDGET NARRATIVE

Administrative Services Division

022 Phase-out Pgm & One-time Costs

Package Description

Purpose

This package includes the financial impact associated with phasing out programs, services, or legislative actions that were terminated during the 2017-19 biennium. This includes the elimination of one-time expenditures and/or reductions that were a part of the 2017-19 budget.

How Achieved

This package phases out one-time General Fund OSP BHU construction funding included in the 2017-19 LAB Current Service Level. In addition, this package phases out one-time General Fund TAG Enhancement (SB 844) funding approved in 2017-19 LAB POP 813.

Agency Request Budget

Staffing Impact

None

Revenue Source

General Fund	(\$773,770)
Other Funds	\$0
Federal Funds	\$0

Governor's Budget

Staffing Impact

None

Revenue Source

General Fund	(\$773,770)
Other Funds	\$0

BUDGET NARRATIVE

Federal Funds \$0

2021-23 Fiscal Impact

The actions included in this package will become part of the Base Budget for 2021-23.

ESSENTIAL AND POLICY PACKAGE FISCAL IMPACT SUMMARY

Corrections, Dept of
Pkg: 022 - Phase-out Pgm & One-time Costs

Cross Reference Name: Administrative Services Division
Cross Reference Number: 29100-006-00-00-00000

<i>Description</i>	General Fund	Lottery Funds	Other Funds	Federal Funds	Nonlimited Other Funds	Nonlimited Federal Funds	All Funds
Revenues							
General Fund Appropriation	(773,770)	-	-	-	-	-	(773,770)
Total Revenues	(\$773,770)	-	-	-	-	-	(\$773,770)
Capital Outlay							
Other Capital Outlay	(773,770)	-	-	-	-	-	(773,770)
Total Capital Outlay	(\$773,770)	-	-	-	-	-	(\$773,770)
Total Expenditures							
Total Expenditures	(773,770)	-	-	-	-	-	(773,770)
Total Expenditures	(\$773,770)	-	-	-	-	-	(\$773,770)
Ending Balance							
Ending Balance	-	-	-	-	-	-	-
Total Ending Balance	-	-	-	-	-	-	-

BUDGET NARRATIVE

Administrative Services Division

031 Standard Inflation

Package Description

Purpose

This package includes funding for inflation and adjustments to reflect the Price List of Goods and Services issued by DAS. The prescribed standard inflation factors were used for all accounts in this division.

How Achieved

For 2019-21, inflation factors are 3.8% for standard inflation, 4.2% for Professional Services, 20.14% for Attorney General charges, 3.8% for Facility Rental and Taxes, and 3.7% for Special Payments. Inflation requested in this package is based on the 2019-21 Base Budget. Inflation associated with biennialized phased-in programs, when applicable, is included in package 021. Inflation associated with new institution start-up and operation is included in the essential package for caseload in package 040.

In the Governor's Budget, package 090 eliminated the General Fund inflation for Services and Supplies on all accounts except for: Telecommunications, State Government Service Charges, Data Processing, Attorney General and Facilities Rent and Taxes. Package 091 reduced the State Government Service Charges and DAS Other Charges. Package 092 reduced Attorney General charges by 5.95%.

Agency Request Budget

Staffing Impact

None

Revenue Source

General Fund	\$377,190
Other Funds	\$66,141
Federal Funds	\$0

Governor's Budget

Staffing Impact

BUDGET NARRATIVE

None

Revenue Source

General Fund	\$377,190
Other Funds	\$66,141
Federal Funds	\$0

2021-23 Fiscal Impact

The net impact of the actions in this package and the reductions in packages 090, 091, and 092 will become part of the Base Budget for 2021-23.

ESSENTIAL AND POLICY PACKAGE FISCAL IMPACT SUMMARY

Corrections, Dept of
Pkg: 031 - Standard Inflation

Cross Reference Name: Administrative Services Division
Cross Reference Number: 29100-006-00-00-00000

<i>Description</i>	General Fund	Lottery Funds	Other Funds	Federal Funds	Nonlimited Other Funds	Nonlimited Federal Funds	All Funds
Revenues							
General Fund Appropriation	377,190	-	-	-	-	-	377,190
Total Revenues	\$377,190	-	-	-	-	-	\$377,190

Services & Supplies

Instate Travel	10,770	-	1,001	-	-	-	11,771
Out of State Travel	192	-	-	-	-	-	192
Employee Training	8,389	-	42	-	-	-	8,431
Office Expenses	4,481	-	4,504	-	-	-	8,985
Telecommunications	77,437	-	-	-	-	-	77,437
Data Processing	32,268	-	358	-	-	-	32,626
Publicity and Publications	171	-	-	-	-	-	171
Professional Services	19,752	-	-	-	-	-	19,752
Attorney General	137,375	-	487	-	-	-	137,862
Employee Recruitment and Develop	501	-	-	-	-	-	501
Dues and Subscriptions	375	-	21	-	-	-	396
Fuels and Utilities	27,170	-	4,780	-	-	-	31,950
Facilities Maintenance	31,698	-	13,947	-	-	-	45,645
Food and Kitchen Supplies	189	-	19,050	-	-	-	19,239
Medical Services and Supplies	79	-	-	-	-	-	79
Other Care of Residents and Patients	1,331	-	3,031	-	-	-	4,362
Other Services and Supplies	12,476	-	17,967	-	-	-	30,443
Expendable Prop 250 - 5000	1,392	-	413	-	-	-	1,805

ESSENTIAL AND POLICY PACKAGE FISCAL IMPACT SUMMARY

Corrections, Dept of
Pkg: 031 - Standard Inflation

Cross Reference Name: Administrative Services Division
Cross Reference Number: 29100-006-00-00-00000

<i>Description</i>	General Fund	Lottery Funds	Other Funds	Federal Funds	Nonlimited Other Funds	Nonlimited Federal Funds	All Funds
Services & Supplies							
IT Expendable Property	1	-	540	-	-	-	541
Total Services & Supplies	\$366,047	-	\$66,141	-	-	-	\$432,188
Capital Outlay							
Telecommunications Equipment	2,700	-	-	-	-	-	2,700
Household and Institutional Equip.	6,278	-	-	-	-	-	6,278
Industrial and Heavy Equipment	383	-	-	-	-	-	383
Data Processing Software	789	-	-	-	-	-	789
Data Processing Hardware	993	-	-	-	-	-	993
Total Capital Outlay	\$11,143	-	-	-	-	-	\$11,143
Total Expenditures							
Total Expenditures	377,190	-	66,141	-	-	-	443,331
Total Expenditures	\$377,190	-	\$66,141	-	-	-	\$443,331
Ending Balance							
Ending Balance	-	-	(66,141)	-	-	-	(66,141)
Total Ending Balance	-	-	(\$66,141)	-	-	-	(\$66,141)

BUDGET NARRATIVE

Administrative Services Division

032 Above Standard Inflation

Package Description

Purpose

This package includes funding for above standard inflation as prescribed by DAS. Approval by the DAS CFO is required in order to use this package. Medical accounts are approved to use the additional medical services inflation factor because they rely heavily on skilled medical staff (doctors, dentists, registered nurses), advancements in medical technology, and high-cost prescription drugs to fulfill its mandate.

How Achieved

For 2019-21, the above standard inflation factor for Medical Services and Supplies is 0.4%, and non-DAS inflation related to Non-state employee personnel costs applied to Special Payments is 0.4%. These are in addition to the inflation included in package 031.

In the Governor's Budget, package 090 eliminated the value of this package.

Agency Request Budget

Staffing Impact

None

Revenue Source

General Fund	\$9
Other Funds	\$0

Governor's Budget

Staffing Impact

None

BUDGET NARRATIVE

Revenue Source

General Fund	\$9
Other Funds	\$0

2021-23 Fiscal Impact

The value of this package was eliminated in package 090 and will not have an impact on the 2019-21 or 2021-23 biennia.

ESSENTIAL AND POLICY PACKAGE FISCAL IMPACT SUMMARY

Corrections, Dept of
Pkg: 032 - Above Standard Inflation

Cross Reference Name: Administrative Services Division
Cross Reference Number: 29100-006-00-00-00000

<i>Description</i>	General Fund	Lottery Funds	Other Funds	Federal Funds	Nonlimited Other Funds	Nonlimited Federal Funds	All Funds
Revenues							
General Fund Appropriation	9	-	-	-	-	-	9
Total Revenues	\$9	-	-	-	-	-	\$9
Services & Supplies							
Medical Services and Supplies	9	-	-	-	-	-	9
Total Services & Supplies	\$9	-	-	-	-	-	\$9
Total Expenditures							
Total Expenditures	9	-	-	-	-	-	9
Total Expenditures	\$9	-	-	-	-	-	\$9
Ending Balance							
Ending Balance	-	-	-	-	-	-	-
Total Ending Balance	-	-	-	-	-	-	-

BUDGET NARRATIVE

Administrative Services Division

040 Mandated Caseload -

Package Description

Purpose

Mandated caseload changes included in this package are based on caseload changes for programs that are required by the federal government, the state constitution, or court actions. Mandated caseload costs include, but are not limited to, the cost of additional staff and operating costs required to operate these programs. The April 2018 Oregon Corrections Population Forecast published by DAS Office of Economic Analysis is the basis for actions presented in this package.

How Achieved

In response to the caseload projections included in the April 2018 Population Forecast, DOC completes a Population Management Plan that details the location and number of beds to be opened and/or closed in the institutions. This plan reflects de-activating temporary and emergency beds within the department's facilities as the result of the declining prison population forecast.

Specifically, the plan includes reducing the funding for temporary and emergency beds planned to be de-activated during the 2019-21 biennium at Two Rivers Correctional Institution, Coffee Creek Correctional Facility, and Eastern Oregon Correctional Institution.

The Governor's Budget modified this package to reflect the reduction in mandated caseload from the October 2018 population forecast.

Agency Request Budget

Staffing Impact

Positions	0
FTE	0.00

Revenue Source

General Fund	\$(6,241)
Other Funds	\$0

BUDGET NARRATIVE

Governor's Budget

Staffing Impact

Positions	0
FTE	0.00

Revenue Source

General Fund	\$(11,564)
Other Funds	\$0

2021-23 Fiscal Impact

Mandated caseload is re-projected each biennium during budget development based on the most current Office of Economic Analysis population forecast. Therefore, actions in this package will not have an impact in 2021-23.

ESSENTIAL AND POLICY PACKAGE FISCAL IMPACT SUMMARY

Corrections, Dept of
Pkg: 040 - Mandated Caseload

Cross Reference Name: Administrative Services Division
Cross Reference Number: 29100-006-00-00-00000

<i>Description</i>	General Fund	Lottery Funds	Other Funds	Federal Funds	Nonlimited Other Funds	Nonlimited Federal Funds	All Funds
Revenues							
General Fund Appropriation	(11,564)	-	-	-	-	-	(11,564)
Total Revenues	(\$11,564)	-	-	-	-	-	(\$11,564)
Services & Supplies							
Data Processing	(11,564)	-	-	-	-	-	(11,564)
Total Services & Supplies	(\$11,564)	-	-	-	-	-	(\$11,564)
Total Expenditures							
Total Expenditures	(11,564)	-	-	-	-	-	(11,564)
Total Expenditures	(\$11,564)	-	-	-	-	-	(\$11,564)
Ending Balance							
Ending Balance	-	-	-	-	-	-	-
Total Ending Balance	-	-	-	-	-	-	-

BUDGET NARRATIVE

Administrative Services Division

060 Technical Adjustments

Package Description

Purpose

This package is used for technical budget adjustments such as agency reorganizations and expenditure category budget shifts that do not meet the criteria of the other essential packages.

How Achieved

At the agency level, this package includes the following net zero adjustments: 1) Reallocation of General Fund budget between various DCR's and 2) Reduction of Services and Supplies budget to pay for three new Correctional Case Management related positions and new position authority to eliminate one currently double filled position.

This division's package includes budget shifted from other division's to cover this division's expected attorney general expenses.

Agency Request Budget

Staffing Impact

Positions:	0
FTE:	0.00

Revenue Source

General Fund	\$164,160
Other Funds	\$0
Federal Funds	\$0

Governor's Budget

Staffing Impact

Positions:	0
FTE:	0.00

BUDGET NARRATIVE

Revenue Source

General Fund	\$164,160
Other Funds	\$0
Federal Funds	\$0

2021-23 Fiscal Impact

The actions included in this package will become a part of the Base Budget for 2021-23.

ESSENTIAL AND POLICY PACKAGE FISCAL IMPACT SUMMARY

Corrections, Dept of
Pkg: 060 - Technical Adjustments

Cross Reference Name: Administrative Services Division
Cross Reference Number: 29100-006-00-00-00000

<i>Description</i>	General Fund	Lottery Funds	Other Funds	Federal Funds	Nonlimited Other Funds	Nonlimited Federal Funds	All Funds
Revenues							
General Fund Appropriation	164,160	-	-	-	-	-	164,160
Total Revenues	\$164,160	-	-	-	-	-	\$164,160
Services & Supplies							
Attorney General	164,160	-	-	-	-	-	164,160
Total Services & Supplies	\$164,160	-	-	-	-	-	\$164,160
Total Expenditures							
Total Expenditures	164,160	-	-	-	-	-	164,160
Total Expenditures	\$164,160	-	-	-	-	-	\$164,160
Ending Balance							
Ending Balance	-	-	-	-	-	-	-
Total Ending Balance	-	-	-	-	-	-	-

BUDGET NARRATIVE

Administrative Services Division

090 Analyst Adjustments

Package Description

Purpose

This package, added by the Governor, reflects additional policy adjustments to the DOC 2019-21 Agency Request Budget.

How Achieved

This package in the Governor's Balanced Budget eliminated the standard inflation for all services and supplies accounts except Telecommunications, State Government Service Charges, Data Processing, Attorney General and Facilities Rent and Taxes in package 031, eliminated a position, and S&S cuts related to certain positions. These values are identified in the table below:

Revenue Source	Package 031	Package 032	Vacant Position Elimination	S&S on Certain Positions
General Fund	(\$118,967)	(\$9)	(\$191,886)	(\$18,913)
Other Funds				
Positions			(1)	
FTE			(1.00)	

Governor's Balanced Budget

Staffing Impact

Positions: (1)
FTE: (1.00)

Revenue Source

General Fund (\$329,775)
Other Funds \$0
Federal Funds \$0

2019-21 Fiscal Impact

The actions included in this package will become part of the Base Budget in 2021-23.

ESSENTIAL AND POLICY PACKAGE FISCAL IMPACT SUMMARY

Corrections, Dept of
Pkg: 090 - Analyst Adjustments

Cross Reference Name: Administrative Services Division
Cross Reference Number: 29100-006-00-00-00000

<i>Description</i>	General Fund	Lottery Funds	Other Funds	Federal Funds	Nonlimited Other Funds	Nonlimited Federal Funds	All Funds
Revenues							
General Fund Appropriation	(329,775)	-	-	-	-	-	(329,775)
Total Revenues	(\$329,775)	-	-	-	-	-	(\$329,775)
Personal Services							
Class/Unclass Sal. and Per Diem	(120,192)	-	-	-	-	-	(120,192)
Empl. Rel. Bd. Assessments	(61)	-	-	-	-	-	(61)
Public Employees' Retire Cont	(26,478)	-	-	-	-	-	(26,478)
Social Security Taxes	(9,195)	-	-	-	-	-	(9,195)
Worker's Comp. Assess. (WCD)	(58)	-	-	-	-	-	(58)
Mass Transit Tax	(721)	-	-	-	-	-	(721)
Flexible Benefits	(35,184)	-	-	-	-	-	(35,184)
Reconciliation Adjustment	3	-	-	-	-	-	3
Total Personal Services	(\$191,886)	-	-	-	-	-	(\$191,886)
Services & Supplies							
Instate Travel	(12,983)	-	-	-	-	-	(12,983)
Out of State Travel	(192)	-	-	-	-	-	(192)
Employee Training	(10,348)	-	-	-	-	-	(10,348)
Office Expenses	(14,699)	-	-	-	-	-	(14,699)
Data Processing	(2,816)	-	-	-	-	-	(2,816)
Publicity and Publications	(171)	-	-	-	-	-	(171)
Professional Services	(19,752)	-	-	-	-	-	(19,752)
Employee Recruitment and Develop	(501)	-	-	-	-	-	(501)
Dues and Subscriptions	(375)	-	-	-	-	-	(375)

ESSENTIAL AND POLICY PACKAGE FISCAL IMPACT SUMMARY

Corrections, Dept of
Pkg: 090 - Analyst Adjustments

Cross Reference Name: Administrative Services Division
Cross Reference Number: 29100-006-00-00-00000

<i>Description</i>	General Fund	Lottery Funds	Other Funds	Federal Funds	Nonlimited Other Funds	Nonlimited Federal Funds	All Funds
Services & Supplies							
Fuels and Utilities	(27,170)	-	-	-	-	-	(27,170)
Facilities Maintenance	(31,698)	-	-	-	-	-	(31,698)
Food and Kitchen Supplies	(189)	-	-	-	-	-	(189)
Medical Services and Supplies	(88)	-	-	-	-	-	(88)
Other Care of Residents and Patients	(1,331)	-	-	-	-	-	(1,331)
Other Services and Supplies	(14,183)	-	-	-	-	-	(14,183)
Expendable Prop 250 - 5000	(1,392)	-	-	-	-	-	(1,392)
IT Expendable Property	(1)	-	-	-	-	-	(1)
Total Services & Supplies	(\$137,889)	-	-	-	-	-	(\$137,889)
Special Payments							
Dist to Cities	-	-	-	-	-	-	-
Total Special Payments	-	-	-	-	-	-	-
Total Expenditures							
Total Expenditures	(329,775)	-	-	-	-	-	(329,775)
Total Expenditures	(\$329,775)	-	-	-	-	-	(\$329,775)
Ending Balance							
Ending Balance	-	-	-	-	-	-	-
Total Ending Balance	-	-	-	-	-	-	-

ESSENTIAL AND POLICY PACKAGE FISCAL IMPACT SUMMARY

Corrections, Dept of
Pkg: 090 - Analyst Adjustments

Cross Reference Name: Administrative Services Division
Cross Reference Number: 29100-006-00-00-00000

<i>Description</i>	General Fund	Lottery Funds	Other Funds	Federal Funds	Nonlimited Other Funds	Nonlimited Federal Funds	All Funds
Total Positions							
Total Positions							(1)
Total Positions	-	-	-	-	-	-	(1)
Total FTE							
Total FTE							(1.00)
Total FTE	-	-	-	-	-	-	(1.00)

12/18/18 REPORT NO.: PPDPFISCAL
 REPORT: PACKAGE FISCAL IMPACT REPORT
 AGENCY:29100 DEPT OF CORRECTIONS
 SUMMARY XREF:006-00-00 Administrative Services Divisi

DEPT. OF ADMIN. SVCS. -- PPDB PICS SYSTEM

PAGE 6
 2019-21
 PROD FILE
 PICS SYSTEM: BUDGET PREPARATION

PACKAGE: 090 - Analyst Adjustments

POSITION NUMBER	CLASS COMP	CLASS NAME	POS CNT	FTE	MOS	STEP	RATE	GF SAL/OPE	OF SAL/OPE	FF SAL/OPE	LF SAL/OPE	AF SAL/OPE
0100155	AAONC1485	IP INFO SYSTEMS SPECIALIST 5	1-	1.00-	24.00-	02	5,008.00	120,192- 70,976-				120,192- 70,976-
TOTAL PICS SALARY								120,192-				120,192-
TOTAL PICS OPE								70,976-				70,976-
TOTAL PICS PERSONAL SERVICES =			1-	1.00-	24.00-			191,168-				191,168-

BUDGET NARRATIVE

Administrative Services Division

091 Statewide Adjustment DAS Charges

Package Description

Purpose

This package, added by the Governor, reflects additional policy adjustments to the DOC 2019-21 Agency Request Budget.

How Achieved

This package is used for technical budget adjustments for reduction to Department of Administrative Services (DAS) service charges.

Governor's Balanced Budget

Staffing Impact

Positions:	0
FTE:	0

Revenue Source

General Fund	(\$21,767)
Other Funds	\$0
Federal Funds	\$0

2019-21 Fiscal Impact

The actions included in this package will become part of the Base Budget in 2019-21.

ESSENTIAL AND POLICY PACKAGE FISCAL IMPACT SUMMARY

Corrections, Dept of
Pkg: 091 - Statewide Adjustment DAS Chgs

Cross Reference Name: Administrative Services Division
Cross Reference Number: 29100-006-00-00-00000

<i>Description</i>	General Fund	Lottery Funds	Other Funds	Federal Funds	Nonlimited Other Funds	Nonlimited Federal Funds	All Funds
Services & Supplies							
Other Services and Supplies	-	-	(21,767)	-	-	-	(21,767)
Total Services & Supplies	-	-	(\$21,767)	-	-	-	(\$21,767)
Total Expenditures							
Total Expenditures	-	-	(21,767)	-	-	-	(21,767)
Total Expenditures	-	-	(\$21,767)	-	-	-	(\$21,767)
Ending Balance							
Ending Balance	-	-	21,767	-	-	-	21,767
Total Ending Balance	-	-	\$21,767	-	-	-	\$21,767

BUDGET NARRATIVE

Administrative Services Division

092 Statewide AG Adjustment

Package Description

Purpose

This package, added by the Governor, reflects additional policy adjustments to the DOC 2019-21 Agency Request Budget.

How Achieved

This package is used for technical budget adjustments for reductions to Attorney General charges for services.

Governor's Balanced Budget

Staffing Impact

Positions:	0
FTE:	0

Revenue Source

General Fund	(\$58,526)
Other Funds	(\$173)
Federal Funds	\$0

2019-21 Fiscal Impact

The actions included in this package will become part of the Base Budget in 2021-23.

ESSENTIAL AND POLICY PACKAGE FISCAL IMPACT SUMMARY

Corrections, Dept of
Pkg: 092 - Statewide AG Adjustment

Cross Reference Name: Administrative Services Division
Cross Reference Number: 29100-006-00-00-00000

<i>Description</i>	General Fund	Lottery Funds	Other Funds	Federal Funds	Nonlimited Other Funds	Nonlimited Federal Funds	All Funds
Revenues							
General Fund Appropriation	(58,526)	-	-	-	-	-	(58,526)
Total Revenues	(\$58,526)	-	-	-	-	-	(\$58,526)
Services & Supplies							
Attorney General	(58,526)	-	(173)	-	-	-	(58,699)
Total Services & Supplies	(\$58,526)	-	(\$173)	-	-	-	(\$58,699)
Total Expenditures							
Total Expenditures	(58,526)	-	(173)	-	-	-	(58,699)
Total Expenditures	(\$58,526)	-	(\$173)	-	-	-	(\$58,699)
Ending Balance							
Ending Balance	-	-	173	-	-	-	173
Total Ending Balance	-	-	\$173	-	-	-	\$173

BUDGET NARRATIVE

Administrative Services Division

101 Norway Modifications

Purpose

In the fall of 2017 a delegation of Oregon Leaders from the Department of Corrections (DOC), the Criminal Justice Commission, and the Oregon Senate and House traveled to Norway as part of a prison exchange program funded by the Prison Law Office. The expectation of the delegation was to incorporate the best of the Norwegian prison system in Oregon to further our agency's mission, vision, and strategic plan.

Four policy and program areas have been identified for this package request to meaningfully capitalize on the lessons learned in our exchange:

- A. Investment in effective correctional case management. Norway has a 1-to-1 staffing ratio, assigning each person in custody a primary contact officer who serves as their champion change agent. While we cannot achieve this staffing ratio, we can utilize key employees as change agents and provide these employees with manageable caseload sizes that allow opportunity for mentoring and skill building.
- B. Investment in services for children with incarcerated parents. Norway emphasizes family connections by providing extended visitation, including family in case management, and treating family connections as a right rather than a privilege.
- C. Investment in staff training. Staff in Norway receive a four-year associate's degree in dynamic security and social and behavioral interventions, provided by the prison system, before being assigned to a prison post.
- D. Investment in effective cognitive interventions. Norway provides treatment and support services through an import model, meaning the services delivered inside prison are the same services provided in the community to non-incarcerated people. While we cannot achieve the same treatment delivery system, we can contract for effective, gender-responsive cognitive interventions.

This request is related to item C. Investment in Staff training and seeks \$2,232,229 General Fund, 10 positions and 10.00 FTE.

Staff Training: Investment in staff training will focus on two areas including leadership and manager skill building and continuing education for security staff to promote safety and long-term effectiveness. In 2017 the department unveiled its powerful leadership philosophy and attributes as a product of our leadership strategic initiative. As part of this initiative's roll-out, staff from all levels of the organization will create individual development plans, enhance leadership attributes through on-the-job training, and receive targeted leadership training. Another agency strategic initiative was the development of managers. We've designed a 40-hour manager training in conjunction with DAS's manager training work group and would like to provide this training to every new manager in our agency. Leadership and manager

BUDGET NARRATIVE

training are an essential part of our succession planning during this significant time of retirement and turnover in our workforce. We have not provided formalized training to our managers in over a decade due to previous cuts in staffing.

The Department of Public Safety Standards and Training (DPSST) announced this year that all certified correctional officers must acquire 84 hours of law enforcement or corrections training every three years. Maintenance training is intended to refresh and enhance skills, knowledge, and abilities of public safety officers in Oregon. Historically, DOC's correctional officers have not had mandatory maintenance training requirements. Under the current rule, if the training requirements are not provided, tracked, and reported within specific rule-driven timelines, correctional officers' certifications could be in jeopardy. Generally, correctional officers may not perform their duties if their DPSST certifications go into lapsed status. DOC and DPSST have an excellent working relationship, but DOC does not currently have the resources available to ensure these training requirements can be fully met.

How Achieved

Staff Training: This proposal would add 10 FTE to the DOC Professional Development Unit (PDU) including: 3 TDS2s (One Adobe Connect/Online Meeting/Training Facilitator, One Program/Curriculum/Instruction Evaluator, and one Security-Plus Training Developer/Facilitator/Broker for Outside Training); 5 TDS1s - Institution Trainers-Float Positions (to cover the entire state); 1 - PEM C-Management-Leadership Development Program Coordinator/Facilitator; and 1 TDS2 - Management-Leadership Program Coach/Assessment Coordinator. Presently DOC, has a one-size-fits-all annual in-service program that is coordinated, instructed, and tracked by PDU staff, with a significant contribution of adjunct instructors from the agency's Operations Division. The requested positions ensure the agency can meet DPSST's ongoing training requirements without continuing to place undue burden on the agency's Operations Division for adjunct instructor support, which, in turn, drives up overtime in the Operations budget.

Quantifying Results

A lifecycle analysis identified our Case Management professionals lacked sufficient training. An extensive training effort was initiated October, 2017, to provide training to every correctional rehabilitation services manager and counselor. This is targeted to be completed July, 2018, after which "booster" training will be provided and a counselor "academy" will be developed for all new, incoming counselors.

BUDGET NARRATIVE

Targets for completing counselor training in specific tools to be used in their work in providing direct services to the AICs on their caseloads are as follows:

Case Management/ Direct Services Tool	100% of Existing Counselors' Training Completed By
LS/CMI	04/05/18
Initial Case Plan-How to Build a BCP	04/05/18
Cognitive Behavioral Interventions and Tools	05/31/18
Coaching and Feedback	October 2018
EPICS	September 2019

Correctional rehabilitation managers and counselors are being trained in how to develop effective, individualized BCPs and how to consistently and accurately score them by using a scoring matrix using factors such as criminogenic needs addressed, goals, detailed problem statement, and progress notes, etc. For the first round of practice scoring, the counselors were allowed to submit a BCP of their choice; but beginning in March 2018, the AIC ID numbers for BCP review have been randomly selected by research. To date, 252 BCPs have been scored across all institutions except Intake and CCCF with an average score of 44 percent and 52 scoring at 75 percent or higher. After the WRNA BCP scoring tool is developed, female's BCPs will also be assessed, which is anticipated to start July 2018. To track the success of CCM BCP scoring consistency and accuracy training, we have established the following targets:

Target Date	% of BCPs Achieving a 75% on BCP Scoring Guide
July 2018	15%
January 2019	35%
July 2019	50%
January 2020	75%

After the automated criminal risk Score is recalibrated, we intend to incorporate Vera Institute of Justice recommendations regarding caseload targets for counselors with medium- and high-risk caseloads.

For the PIO Phase II pilot program, we are targeting providing coached parenting skills/interaction practice and enhanced visits to the following number of AICs:

BUDGET NARRATIVE

	Classes per Year	AICs Served Per Year	Total Classes Per Contract	Total AICs Served per Contract
1 Institution	7	42	14	84
3 Institutions	21	126	42	252

Results of the participant pre- and post-surveys will be also be tracked to quantify gains in desired parenting, problem-solving, and other skills and attitudes.

The DPSST mandate will include quarterly tracking by DPSST to ensure compliance with continuing education hours requirements, and the manager and leadership training will measure the percentage of managers completing training as well as gains in desired leadership attributes for participants.

Agency Request Budget

Staffing Impact

Positions	10
FTE	10.00

Revenue Source

General Funds	\$2,232,229
Other Funds	\$0

Governor's Budget

Staffing Impact

Positions	0
FTE	0.00

Revenue Source

General Funds	\$0
Other Funds	\$0

BUDGET NARRATIVE

2021-23 Fiscal Impact

This package was denied and will have no impact to the 2019-21 or 2021-23 biennia.

ESSENTIAL AND POLICY PACKAGE FISCAL IMPACT SUMMARY

Corrections, Dept of
Pkg: 101 - Norway Best Practices

Cross Reference Name: Administrative Services Division
Cross Reference Number: 29100-006-00-00-00000

<i>Description</i>	General Fund	Lottery Funds	Other Funds	Federal Funds	Nonlimited Other Funds	Nonlimited Federal Funds	All Funds
Revenues							
General Fund Appropriation	-	-	-	-	-	-	-
Total Revenues	-	-	-	-	-	-	-
Personal Services							
Class/Unclass Sal. and Per Diem	-	-	-	-	-	-	-
Overtime Payments	-	-	-	-	-	-	-
Shift Differential	-	-	-	-	-	-	-
All Other Differential	-	-	-	-	-	-	-
Empl. Rel. Bd. Assessments	-	-	-	-	-	-	-
Public Employees' Retire Cont	-	-	-	-	-	-	-
Social Security Taxes	-	-	-	-	-	-	-
Unemployment Assessments	-	-	-	-	-	-	-
Worker's Comp. Assess. (WCD)	-	-	-	-	-	-	-
Mass Transit Tax	-	-	-	-	-	-	-
Flexible Benefits	-	-	-	-	-	-	-
Total Personal Services	-	-	-	-	-	-	-
Services & Supplies							
Instate Travel	-	-	-	-	-	-	-
Employee Training	-	-	-	-	-	-	-
Office Expenses	-	-	-	-	-	-	-
Data Processing	-	-	-	-	-	-	-
Other Services and Supplies	-	-	-	-	-	-	-
Expendable Prop 250 - 5000	-	-	-	-	-	-	-

ESSENTIAL AND POLICY PACKAGE FISCAL IMPACT SUMMARY

Corrections, Dept of
Pkg: 101 - Norway Best Practices

Cross Reference Name: Administrative Services Division
Cross Reference Number: 29100-006-00-00-00000

<i>Description</i>	General Fund	Lottery Funds	Other Funds	Federal Funds	Nonlimited Other Funds	Nonlimited Federal Funds	All Funds
Services & Supplies							
IT Expendable Property	-	-	-	-	-	-	-
Total Services & Supplies	-	-	-	-	-	-	-
Total Expenditures							
Total Expenditures	-	-	-	-	-	-	-
Total Expenditures	-	-	-	-	-	-	-
Ending Balance							
Ending Balance	-	-	-	-	-	-	-
Total Ending Balance	-	-	-	-	-	-	-
Total Positions							
Total Positions							-
Total Positions	-	-	-	-	-	-	-
Total FTE							
Total FTE							-
Total FTE	-	-	-	-	-	-	-

BUDGET NARRATIVE

Administrative Services Division

106 System & Hardware Sustainability

Package Description

Purpose

Policy Option Package 106 seeks to address funding needs:

- A. The Statistical Analysis System (SAS), is software the Oregon Department of Corrections (DOC) uses extensively to retrieve and integrate data from a variety of sources as well as to data mine and convert the data in preparation for reporting, providing business intelligence to the agency and providing statistical analysis.
- B. Computer lifecycle replacement will provide on-going funding for compliance with Statewide Policy 107-004-010, DOC Policy 60.1.3, and Correctional Outcomes through Research and Engagement (CORE). The Agency's current initiative by supporting innovative, efficient, and sustainable business practices.
- C. Additional enterprise software as part of the agency's base budget will provide ongoing funding for compliance with Policy 60.1.3 to keep enterprise software in lifecycle. This will enable DOC to continue forward mobility with server centric application and workforce mobile technology transformation in support of Destination 2026. Destination 2026 is DOC's 10 year strategic plan towards availability of modern tools and technology.

The resources being requested for the Administrative Services Division are specific to items B and C.

B. Computer Lifecycle Replacement

As business services are increasing at a rapid pace, so are the demand for new systems and software with a dependency on desktop and laptop replacements. Without such funding the hardware environment cannot be transformed and meet compatibility requirements which will result in potential security vulnerabilities and have a direct impact on the agency's operations. This request also identifies the need to complete the automation asset management plan by developing the budget for routine replacement of PCs and laptops.

The agency has adopted a five-year lifecycle replacement policy for desktops and laptops that are used on the agency's network. Purchases for desktops and laptops have been internally funded by each unit at a facility or a division. Due to budgetary challenges,

BUDGET NARRATIVE

this practice is not sufficient to maintain a lifecycle replacement plan. In the 19-21 biennium, if the desktops and laptops are not updated, 89 percent of the computing fleet will be older than five years and out of lifecycle compliance.

Out of warranty maintenance for PCs and laptops has been internally funded by each unit at a facility or division. However, the necessity of deferred maintenance in other areas has taken precedence over computing hardware maintenance. The cost for part replacements has grown exponentially as the age of computing devices increases and resources for manufacturing those parts because increasingly difficult to obtain.

The resources requested specific to Item B are \$2,200,000 General Fund, 0 positions, 0.00 FTE.

C. Software Lifecycle Maintenance

DOC has entered into Microsoft's (MS) Enterprise Agreement (EA) since 2011 and Premier support services since 2016. Microsoft's on premise, as well as cloud platform, enables technology provisioning while conforming to the Criminal Justice Information Systems (CJIS) security standards as well as complying with Oregon's Enterprise Security Office (ESO) Statewide Information Security Plan and Standards.

Since the inception of our enterprise agreement, the licensing and maintenance fees have never been permanently funded.

This request supports the following:

- Statewide Policy 107-004-010 - Agencies must establish an IT Asset Management (ITAM) program, identify an Agency ITAM coordinator, create an IT Asset Inventory, and establish an IT Asset lifecycle replacement plan.
- DOC Policy 60.1.3 – The Information Systems Unit is responsible for developing and maintaining the department's IT asset management program; On a biennial basis and in conjunction with Planning and Budget, the ITAM (IT Asset management) coordinator shall develop a budget, for inclusion in the department budget request, for the lifecycle replacement of IT assets; The lifecycle for desktop and laptop computers shall be five years; The lifecycle IT asset replacement budget shall be a central budget managed by IT.
- CORE – The Agency's current initiative by supporting innovative, efficient, and sustainable business practices.

The resources requested specific to Item C are \$3,000,000 General Fund, 0 positions, 0.00 FTE.

BUDGET NARRATIVE

How Achieved

B. Computer Lifecycle Replacement

Achieving a five year lifecycle replacement plan requires 20 percent of the fleet to be replaced each year. PCs that are beyond five years are moved to the inmate network and laptops are recycled per State e-waste guidelines. The implementation strategy includes:

- Using Project Management standards that follow the PMI-Project management Institute's PMBOK methodology;
- Coordinating replacements with all internal business units and key stakeholders;
- Purchase desktop and laptops quarterly as to create an efficient IT Asset Lifecycle that is sustainable;
- Replacing the most outdated equipment to increase productivity, an estimated productivity increase of 30 percent;
- Replacing equipment that does not meet current security standards with the most secure equipment, an estimated security increase of 80 percent;
- Minimizing maintenance costs by bringing hardware in alignment with vendor warranty;
- Reducing IT maintenance labor costs by reduction of break/fix requests, which will allow time to focus on automation functionality;
- Ensuring Inmate programs receive sufficient computing equipment by repurposing out of lifecycle equipment;
- Ensuring computing equipment is secure by utilizing the statewide information security standards best practice recommendations, which are provided by OSCIO, and Enterprise Security Office;
- Ensuring the computing Operating Systems is compatible with Vendor provided standards; and
- Ensuring computing equipment is sufficient to migrate to the Windows 10 platform when Windows 7 support ends 1/14/20.

C. Software Lifecycle Maintenance

DOC is managing current projects utilizing Microsoft software licensing and Premier services, such as supporting the

- Implementation of Office 365 and Security Suite (continue forward mobility while enabling DOC to utilize email and other MS Office products, mobile management, financial, and application systems).
- Implementation of Video Teleconferencing to replace services no longer provided by OUS across DOC and institutions for telemedicine, telepsychology, parole board, court and other management and critical communication functions.
- Timely and effective implementation of self-service system password reset, significantly reducing or eliminating Help Desk password reset efforts that comprise 40 percent of their efforts.
- To the success of a future DOC intranet project implementation that will enable an Intranet portal and contribute to the rapid deployment of DOC departmental collaboration environments.

BUDGET NARRATIVE

Quantifying Results

The strategic initiatives this concept plans to support are:

CORE Processes

- The Supporting Process (SP), SP 3.1 - Providing IT and communication services, by modernizing systems so data is more accessible and portable.
- The Supporting Process (SP), SP 4.1, 4.3 and 4.9 – Mitigating Risk; by conducting risk assessments, managing security threats, and maintaining information security.
- Agency Destination 2026 “modern tools and technology are in place” and we are demonstrating innovative, efficient, and sustainable business practices.

State of Oregon Governor’s Priority/Core Value

- One of the Governor’s core values is the efficient and effective delivery of government services.
- The use of software and information technology is critical in improving service delivery and customer service for everyone involved, from employees to clients of the state.

The result of this effort, estimated at two years at a time, will support these initiatives by establishing a quarterly purchase/replacement process for approximately 3,800 devices:

- Purchasing 200 desktops or laptops per quarter per year to replace the oldest equipment out of lifecycle;
- Repurposing desktops per quarter for utilization in AIC programs; and
- Measuring and reporting the outcomes for the CORE to obtain a minimum target of 85 percent by the supporting Executive Team member.

Agency Request Budget

Staffing Impact

Positions	0
FTE	0.00

Revenue Source

General Fund	\$5,200,000
Other Funds	\$0

BUDGET NARRATIVE

Governor’s Budget

Staffing Impact

Positions	0
FTE	0.00

Revenue Source

General Fund	\$0
Other Funds	\$0

2021-23 Fiscal Impact

This package was denied and will have no impact on the 2019-21 or 2021-23 biennia.

ESSENTIAL AND POLICY PACKAGE FISCAL IMPACT SUMMARY

Corrections, Dept of
Pkg: 106 - IT Systems Sustainability

Cross Reference Name: Administrative Services Division
Cross Reference Number: 29100-006-00-00-00000

<i>Description</i>	General Fund	Lottery Funds	Other Funds	Federal Funds	Nonlimited Other Funds	Nonlimited Federal Funds	All Funds
Revenues							
General Fund Appropriation	-	-	-	-	-	-	-
Total Revenues	-	-	-	-	-	-	-
Services & Supplies							
Data Processing	-	-	-	-	-	-	-
IT Expendable Property	-	-	-	-	-	-	-
Total Services & Supplies	-	-	-	-	-	-	-
Total Expenditures							
Total Expenditures	-	-	-	-	-	-	-
Total Expenditures	-	-	-	-	-	-	-
Ending Balance							
Ending Balance	-	-	-	-	-	-	-
Total Ending Balance	-	-	-	-	-	-	-

BUDGET NARRATIVE

Administrative Services Division

107 Corrections Information System Rebuild

Purpose

A. The mission of the Oregon Department of Corrections (DOC) is to promote public safety by holding adults in custody (AICs) accountable for their actions, and reducing the risk of future criminal behavior. In support of this, the department is requesting funding for the assessment of DOC's Corrections Information System (CIS) and Offender Management System (OMS). CIS and OMS are essential to the department's ability to promote public safety and accomplish its mission by supporting all DOC functions that are necessary for AIC Programs, Case Management, and Sentence Management.

DOC currently operates with a mix of computer systems, the core systems of which were built in the 1990's. DOC seeks to assess the viability of integrating and standardizing its core computer systems which are an assortment of languages including COBOL, Visual Basic, SQL and JAVA.

Other essential systems include DOC developed staff management systems. CIS and OMS are utilized by (and data is shared with) various external stakeholders, e.g. community corrections (Oregon's 36 counties), Board of Parole and Post-Prison Supervision, LEDS, Oregon Department of Justice, etc. DOC is continuing to add modules to our fundamental systems to meet emerging business needs and legislative changes while maintaining current applications as needed.

The department has deployed an integrated statewide felony tracking and management system and other related information systems. Every day, criminal justice professionals statewide use the data provided by these systems to make decisions about people under their supervision, and about the effective operation of state prisons and county community corrections offices.

DOC seeks to assess the viability of integrating and standardizing various systems written in various programming languages over the last 30 years. The department seeks to engage third party vendor(s) to assess DOC's fundamental computer systems, identify current and future business needs, and define a roadmap and strategic plan for transforming DOC's systems. Integration processes are complex and will include enterprise technology planning, business process improvements, and large scale system integration.

This POP will establish recommendations to solve access complexities between internal and external entities in regards to system access and data integrity. Example: U.S. Probation is asking for access to all community corrections system data and the US Department of Justice is asking for more system access in preparation for legal advice.

BUDGET NARRATIVE

Some DOC staff will be fully engaged with this effort in biennia 2019-21 and 2021-23, therefore included in this package is the cost for limited duration positions for the following: one DOC Business Champion, one DOC ISS8 Project IT Liaison, one Information Systems Specialist 8, and two Information Systems Specialist 7. Occasionally other DOC and external entities staff will need to be involved.

This POP supports Destination 2026, DOC's 10-year strategic plan by providing the availability of modern tools and technology to support data driven decision making. It also seeks to align the business needs with the technology tools and systems. The resources requested specific to Item A are \$1,974,925 General Fund, five Limited Duration Positions, 5.00 FTE.

B. This POP component provides an immediate solution while analyzing DOC's fundamental systems. DOC seeks to modernize a core business application originally developed in the late 1980s: CIS. Modernization of CIS would be accomplished by purchasing new software tools to upgrade the existing CIS environment to a more accessible architecture and to facilitate much more efficient data exchanges with counties and other business partners. This request is designed as a stepping stone to meet the long-term objectives of Destination 2026 in regards to the availability of modern tools and technology. Destination 2026 is the DOC's 10 year strategic plan.

The modernization of tools funded through this POP will address shortcomings such as mobile inaccessibility and poor user friendliness and usability inherent in a 30 year-old IT system. It will enable CIS to work seamlessly with the agency's other modern applications, be mobile accessible and interface easily with county, state and other outside business partners. This will directly support Destination 2026, specifically the goal of having modern tools and technology in place. This technology transformation is in support of the state of Oregon Governor's priority of efficient and effective delivery of government services.

Before:

```

MTA2011      Corrections Information Systems      21:34:17
              W/W Inmate Misconduct - Rule Violations      2/28/18
              DISPLAY
Offender..... Case # 1801 G 002 G 10
Location: SFFC      Cell Number: 11-03      Major RV - 2 Years: 1
Max Incarc Date: 12/13/2018 PRD: 12/13/2018      Major RV - 1 Year: 1
Stat Good Time:      Earned Time Credit: .00
Extra Good Time:      Interpreter: English
Misconduct date: 1/10/2018
Enter option...
5=Display sanctions

```

Opt	Alleg	Description	Found	Description	D	Sanctions
—	4.40	Un Area I	4.40	Un Area I	V	FINE LOP
—	4.02	Disobed II	4.02	Disobed II	V	MSAN

After:

View Misconduct			
Offender Information			
Offender: ██████████	SID: ██████████		
Current Facility: SFFC	Current Cell: D-03B		
Major Violations 2 Years: 1	Major Violations 1 Year: 1		
Facility: SFFC	Location: 11-03		
MR Date: 1/10/2018 ██████████ PST	Case Number: 1801 SFFC 0002 SFFC 10		
PREA Related: No	Misconduct Status: Final		
Finalized Date: 1/29/2018	Finalized By: ██████████	Superintendent	
Charges			
Rule Alleged	Plea	Decision	Rule Found
4.02 - Disobedience of an Order II - 4	Admit	Violation	4.02 - Disobedience of an Order II - 4
4.40 - Unauthorized Area I - 3	Admit	Violation	4.40 - Unauthorized Area I - 3

BUDGET NARRATIVE

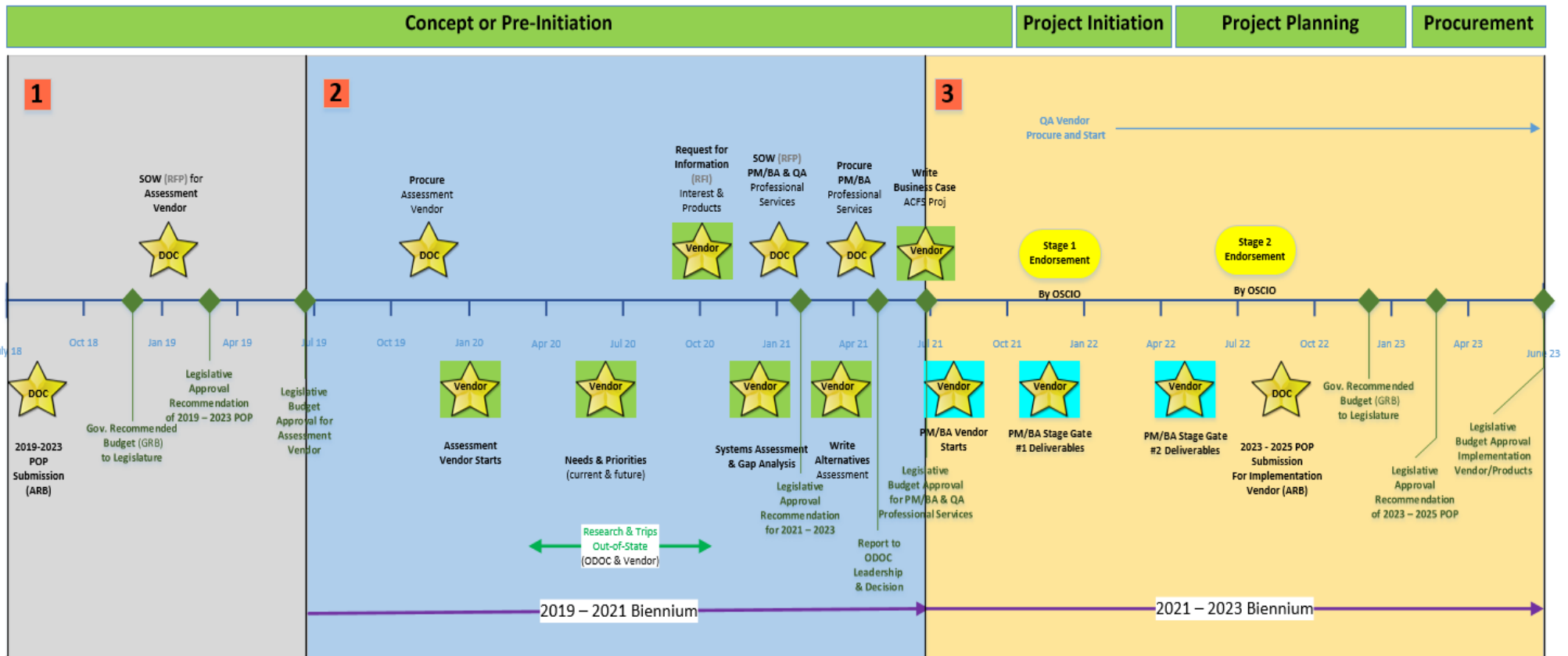
The resources requested specific to Item B are \$1,995,910 General Fund, one Limited Duration position and four permanent positions, 5.00 FTE.

How Achieved

A. In the 2019-2021 biennium, the department will engage a vendor who is experienced in assessing and analyzing large computer systems and who has assisted with planning and managing large transformation projects. The vendor will identify DOC's automation needs, review all of DOC's fundamental systems and perform a gap analysis between the current systems and the identified needs. With DOC staff, the vendor will visit other states that have completed or are in the process of integrating and transforming their fundamental systems. The vendor will create and evaluate a Request for Information (RFI) in order to obtain information about existing vendor systems and how they can meet DOC's current and future needs. The vendor will analyze various alternatives, perform risk assessments (e.g. Architectural, Technical and Business), an organizational readiness assessment, and create a recommendation and roadmap of how DOC can transform its fundamental systems. The vendor will present its findings, recommendations and a roadmap to the DOC Executive Team. Following the agency's chosen alternative, the vendor will create the Business Case, Information Resource Request (IRR), Feasibility Analysis, Budget and Risk assessment, as well as other deliverables required by the Office of the State CIO (OSCIO) and Legislature to proceed with a Corrections Fundamental Systems Transformation (CFST) project.

In the 2021-2023 biennium, DOC will procure vendors for Project Management (PM), Business Analysis (BA) and Quality Assurance (QA) professional services to initiate, plan and manage through implementation the CFST project. The PM and BA vendor(s) must be capable of adequately assisting DOC through the OSCIO and LFO oversight processes and have the experience and staff size to meet set timelines.

BUDGET NARRATIVE



1. 2017-19 Timeline: Prepare DOC's 2019-21 POP and complete a Statement of Work (SOW) for the professional services of an assessment vendor.
2. 2019-21 Timeline: DOC's fundamental systems analysis, alternatives assessment, recommendation, procure PM and BA services.
3. 2021-23 Timeline: Preparation of DOC's 2023-25 POP, Stage Gates 1-3 deliverables and endorsements and a SOW for the products and professional services of an Implementation Vendor for the CFST Project.

BUDGET NARRATIVE

Assessment Vendor Tasks and Project Deliverables for 2019-2021 will include:

- Analyze and document current capabilities and needs met by the current DOC systems, as well as future needs and priorities (technical, security, business, etc.).
- Analyze and document current capabilities and needs met by current DOC and external partner's systems and future needs and priorities from entities who currently share data with DOC. This project needs to support existing shared services initiatives.
- Analyze and document future needs and priorities from external entities that desire pursuing shared services initiatives with DOC where it would be mutually beneficial.
- Analyze and document Technical Assessments of all DOC's current systems.
- Gap Analysis and Traceability Matrix comparing current DOC systems to current and future needs.
- Identification of current industry conventions and best practices to be followed.
- Peer Analysis of other transformation projects at other Oregon agencies and other state's jurisdictions. Including visits to other state's (with DOC staff) who completed or are in the process of integrating and transforming their fundamental systems.
- Create and evaluate a RFI in order to obtain information about existing vendor systems and how they can meet DOC's current and future needs (including a five year total cost of ownership).
- Alternatives analysis report (which include Feasibility Studies, Risk, Organizational Readiness and Training Assessments)
- Create a Roadmap and recommendations for integrating and transforming DOC systems with minimal impact to entities which already access, receive or provide data to or from DOC systems.
- Give presentations of the Roadmap and recommendations to the Executive Team, Legislature, OSCIO, etc.
- After DOC Executive Team's decision create deliverables for the initiation of the CFST project to fulfill the chosen alternative. All project deliverables required to obtain Stage Gate 1 endorsement, which include a Business Case, Risk Assessment, Financial Forecast (include 5-year Total Cost of Ownership), Project Plan, Information Resource Request (IRR) and Solution Requirements (technical, security and business).

Some DOC staff will be fully engaged with this effort in biennia 2019-21 and 2021-23, therefore included in this package is the cost to backfill staff with limited duration positions for the following: a DOC Business Champion, a DOC Project IT Liaison, one Information System Specialist 8, two Information System Specialist 7. Occasionally other DOC and external entities staff will need to be involved.

BUDGET NARRATIVE

The Assessment Vendor will provide all staff for completing the effort identified in the Assessment Vendor SOW to plan the integration and transformation of ODOC's computer systems.

The Professional Services Vendor(s) will provide staff for the CFST Project effort. Business Analyst(s) to perform business efforts and to create technical, business and project deliverables, and a Project Manager to manage the business and technical efforts, and to create all PM Deliverables needed for Stage Gate endorsements.

- B. Purchase of a new software Corrections Information Systems (CIS) toolset and on-going licensing (maintenance) to transform and integrate the CIS core application with existing modern applications.
- Procuring Quality Assurance vendor services. Quality assurance services (Depends on whether Preliminary Quality Assurance and other Quality Management Services are required) means a set of services providing an independent and objective review of plans, specification, estimates, documentation, available resources and overall purpose for an information technology initiative. The OSCIO has latitude in interpreting the stage gate process as it applies to projects undertaken by executive branch agencies and other Covered Organizations including the requirements for independent quality management services for information technology.
 - Add four positions within the IT Application Services unit to provide the transformation capabilities, ongoing enhancements and support for the department's primary computer application. These four positions are required for adding this complex toolset to our existing systems as the toolset specialists.
 - One additional limited duration or professional services senior project manager will be essential to ensure the effective management of the project during its crucial first two years.

The primary deliverables for this POP are:

- Procuring and implementing a web based interface for CIS that integrates seamlessly with other DOC applications. Includes configuring the environment and training of staff.
- Adding industry standardized web services to CIS for internal and external use promoting code reuse, modularity and secure integration points for county, state and other business partner systems. The web services will be secured and select services will be accessible to external business partners.
- Creating modern interfaces to CIS that work in the web browser, are mobile enabled and integrate with other DOC applications.

BUDGET NARRATIVE

The project will follow the Project Management Body of Knowledge (PMBOK) to ensure the application of standardized management principles to the conduct of the project.

Quantifying Results

A. Assess Corrections Fundamental Systems

The strategic initiatives this concept plans to support are:

- Agency CORE Alignment: CORE Processes
 - The Supporting Process (SP), SP 3.1 - Providing IT and communication services, by modernizing systems so data is more accessible and portable.
 - The Supporting Process (SP), SP 4.1, 4.4 and 4.9 – Mitigating risk by conducting risk assessments, managing security threats, and maintaining information security.
- Agency Destination 2026 modern tools and technology are in place.
- State of Oregon Governor’s priority and core value.
 - One of the Governor’s core values is the efficient and effective delivery of government services.
 - The use of software and information technology is critical in improving service delivery and customer service for everyone involved, from employees to clients of the state.

DOC will quantify and measure the results of the efforts described in this POP by the following:

- The success of this package will be defined by successful procurement of a vendor who is experienced in assessing and analyzing large computer systems, and who has assisted with planning and implementing large integration and transformation technology projects.
- Allowing for the development of critical expertise in IT for key areas and to support cross-training that will maximize retention of skilled IT staff. DOC IT Services anticipates an overall staff retirement rate of 30-40 percent within the next five years.
- The tasks and deliverables in the “how achieved” section of this POP are complete.
 - RFI ready by September 2020.
- The DOC’s Executive Team has sufficient, quality information to decide whether and how to pursue a DOC’s fundamental systems transformation by April 2021.
 - Executive Team decides chosen alternative by May 2021.

BUDGET NARRATIVE

- Following the DOC Executive Team decision on the Corrections Fundamental Systems Transformation (CFST) Project, the Assessment Vendor will create the Business Case and accompanying attachments by June 2021.
- Procure from a Professional Services vendor a Project Manager experienced in planning and implementing large integration and transformation technology projects.
 - Procure from a Professional Services vendor Business Analyst experienced in analyzing large computer systems, developing new business processes, planning and performing successful organizational change on large integration and transformation technology projects.
 - Stage Gate 1 and Stage Gate 2 endorsements are achieved by August 2022, in time for legislative recommendations on the 2023-2025 POP for Implementation Vendor Products and Services.
 - Project Planning and Project Management deliverables for the CFST Project are complete and approved.
 - Stage Gate 3 deliverables, tasks are complete and approved, and the Stage Gate 3 endorsement of the CFST Project is achieved by June 2023.

B. Corrections Information Systems (CIS) Tool Upgrade

The strategic initiatives this concept plans to support are:

- CORE Processes
 - The Supporting Process (SP), SP 3.1 - Providing IT and communication services, by modernizing systems so data is more accessible and portable.
 - The Supporting Process (SP), SP 4.1, 4.4 and 4.9 – Mitigating risk by conducting risk assessments, managing security threats, and maintaining information security.
- Agency Destination 2026 modern tools and technology are in place.
- State of Oregon Governor's Priority and Core Values.
 - One of the Governor's core values is the efficient and effective delivery of government services.
 - The use of software and information technology is critical in improving service delivery and customer service for everyone involved, from employees to clients of the state.

The result of this effort, estimated at two years, will support these initiatives by:

- Building web services to CIS modules.
- Creating modern interfaces for CIS modules that seamlessly integrate with existing DOC web applications.
- Enabling mobile access to CIS modules.

BUDGET NARRATIVE

Agency Request Budget

Staffing Impact

Positions	10
FTE	10.00

Revenue Source

General Fund	\$3,970,835
Other Funds	\$0

Governor's Budget

Staffing Impact

Positions	0
FTE	0.00

Revenue Source

General Fund	\$0
Other Funds	\$0

2021-23 Fiscal Impact

This package was denied and will have no impact on the 2019-21 or 2021-23 biennia.

ESSENTIAL AND POLICY PACKAGE FISCAL IMPACT SUMMARY

Corrections, Dept of
Pkg: 107 - Corrections Information System Rebuild

Cross Reference Name: Administrative Services Division
Cross Reference Number: 29100-006-00-00-00000

<i>Description</i>	General Fund	Lottery Funds	Other Funds	Federal Funds	Nonlimited Other Funds	Nonlimited Federal Funds	All Funds
Revenues							
General Fund Appropriation	-	-	-	-	-	-	-
Total Revenues	-	-	-	-	-	-	-
Personal Services							
Class/Unclass Sal. and Per Diem	-	-	-	-	-	-	-
Empl. Rel. Bd. Assessments	-	-	-	-	-	-	-
Public Employees' Retire Cont	-	-	-	-	-	-	-
Social Security Taxes	-	-	-	-	-	-	-
Unemployment Assessments	-	-	-	-	-	-	-
Worker's Comp. Assess. (WCD)	-	-	-	-	-	-	-
Mass Transit Tax	-	-	-	-	-	-	-
Flexible Benefits	-	-	-	-	-	-	-
Total Personal Services	-	-	-	-	-	-	-
Services & Supplies							
Instate Travel	-	-	-	-	-	-	-
Employee Training	-	-	-	-	-	-	-
Office Expenses	-	-	-	-	-	-	-
Data Processing	-	-	-	-	-	-	-
IT Professional Services	-	-	-	-	-	-	-
Other Services and Supplies	-	-	-	-	-	-	-
Expendable Prop 250 - 5000	-	-	-	-	-	-	-

ESSENTIAL AND POLICY PACKAGE FISCAL IMPACT SUMMARY

Corrections, Dept of
Pkg: 107 - Corrections Information System Rebuild

Cross Reference Name: Administrative Services Division
Cross Reference Number: 29100-006-00-00-00000

<i>Description</i>	General Fund	Lottery Funds	Other Funds	Federal Funds	Nonlimited Other Funds	Nonlimited Federal Funds	All Funds
Services & Supplies							
IT Expendable Property	-	-	-	-	-	-	-
Total Services & Supplies	-	-	-	-	-	-	-
Total Expenditures							
Total Expenditures	-	-	-	-	-	-	-
Total Expenditures	-	-	-	-	-	-	-
Ending Balance							
Ending Balance	-	-	-	-	-	-	-
Total Ending Balance	-	-	-	-	-	-	-
Total Positions							
Total Positions							-
Total Positions	-	-	-	-	-	-	-
Total FTE							
Total FTE							-
Total FTE	-	-	-	-	-	-	-

BUDGET NARRATIVE

Administrative Services Division

108 Communications and Collaboration Portal (Intranet)

Purpose

This project is for DOC to develop and deploy an enterprise-wide Communications and Collaboration Portal – Intranet (CCP) to support strategies improving business communications and processes within the agency, manage documents, provide document version control, make possible collaboration on documents, projects, and decisions while improving the quality of business data and information.

An Intranet is an in-house website on an organization's network (on premise or in the cloud) to service internal workers (employees, contractors, and volunteers). An intranet provides standards ways to publish an organization's policies, news, schedules, forms, and training manuals. It can also provide venue for publishing blogs, wikis, activities, events, and schedules. A web browser is the primary means to view and access information within the intranet.

DOC does not have a coordinated solution for communicating within the agency and for collaborating with partners. A CCP will provide the functions to allow DOC to improve:

- Communications within DOC (Intranet);
 - Providing central locations to find common information; and
 - Providing research tools to locate common information.
- Coordination of meetings;
- Managing documents and document versions;
- Collaborating on projects and decisions;
- Improving the quality of business data and information;
- Collaborating with external community and other partners (extranet); and
- Reducing duplicate business forms.

If not funded, DOC's communication and collaboration practices will continue as is using only email and files that are difficult to locate, control, and share. The quality of informed, collaborative, and data-driven decisions will remain underdeveloped and stunted.

Background of this Proposed Project:

- In June 2011, DOC led an Intranet pilot project to test the functionality and approaches to meeting business needs using Intranet web portals. The six-month pilot was successful and developed a number of lessons learned to use when initiating a full project.

BUDGET NARRATIVE

- In November 2013, DOC hired the Marquam Group, an experienced and well-known team of Intranet consultants that have performed contracts for many Oregon agencies, to perform an Intranet business feasibility study; they were tasked to identify how an Intranet could meet critical organizational needs. Six large and separate stakeholder workshops were held with over 50 staff participating. Based on the information gathered, alternative options were reviewed, and a three-year roadmap was defined. Necessary infrastructure changes were targeted, and costs were estimated including the Oregon State Data Center (SDC) expenses for hosting and support.
- By April 2015, Marquam and DOC IT Services collaborated and jointly authored several deliverable documents supporting the findings; these documents will provide a framework to start project implementation.
- A summary of findings were presented to DOC's Policy Group in April 2015. The findings were positively received and generated a discussion and desire to move forward.

The stakeholder sessions identified key pain points at DOC:

- There are no central locations to find common information;
- There are issues with duplicate information and misinformation;
- Staff have a poor experience searching for files and information;
- There is extensive use of file shares;
- DOC's main channel of communication is primarily through email;
- Many business processes are cumbersome, heavily reliant on paper, and require dual data entry;
- Project and team communications are heavily reliant on email and file shares;
- DOC does not have a coordinated solution for communicating within the agency and for collaborating with external partners; and
- The current state affects DOC's Administration, along with all staff using Outlook, Word, Excel, share files, especially when exchanging critical information with others. External partners such as Oregon Corrections Enterprises and Community Corrections are also unable to communicate efficiently with DOC.

Upon implementation of the Communication Portal, Key Performance Metrics (KPMs) might include:

- A percentage reduction of duplicate information or files;
- A percentage increase of how much more quickly staff can locate information they search for;
- A percentage reduction of DOC staff emails (with file attachments) sent to other staff; and
- A percentage of file shares from the U: and P: drives migrated into the new Intranet CCP with improved management and controls.

Identified Benefits of the Proposed Project:

A CCP will provide a foundation to share data and essential information, measure processes, and can lead to improved business efficiencies, decisions, and responsiveness.

BUDGET NARRATIVE

In addition to increased collaboration, the system can also provide ways to reduce manual processes, provide opportunities to improve timeliness and quality of decisions, and generate better outcomes in support of DOC's mission.

- Communications within DOC (Intranet);
- Providing central locations to find common information;
- Providing tools to locate common information;
- Coordination of meetings;
- Managing documents and document versions;
- Collaborating on projects and decisions;
- Improving the quality of business data and information; and
- Reducing duplicate business forms.

These efforts will improve:

- Communications within the agency (Intranet);
 - Providing central locations to find common information; and
 - Providing search tools to locate common information.
- Coordination of meetings;
- Managing documents and document versions;
- Collaborating on projects and decisions;
- The quality of business data/information;
- Collaborating with external community and other partners; and
- Reduce duplicate business forms.

This proposal supports many values and elements of DOC's Shared Vision:

- Fact-Based Decision Making;
- Engaging Employees;
- Implementing Innovative Business Practices (data driven, evidence-based practices, and progressive technologies); and
- Partnering with Stakeholders.

The proposed project would support many of the agency goals targeted by CORE:

- Engage Stakeholders, Partners, and Employees;
- To develop Public Safety partner and customer satisfaction;
- To connect to community volunteers;
- To promote the effective communications of news to Stakeholders and Partners; and
- To assist data warehouse users to utilize data and research studies.

BUDGET NARRATIVE

In 2015, DOC began a 10-year strategic initiative called Destination 2026 to define what success would look like in 10 years, and what needed to happen within DOC to reach transformative successes by 2026.

This proposed project supports and aligns to many of DOC's Destination 2026 targets over the next eight years.

- Modern tools and technology in place;
- Securing technology funding;
- Increasing focus on best practices;
- Leadership to build a vision to help focus and prioritize; and
- Using Scorecards, Fundamental Maps, and Quarterly Target Reviews.

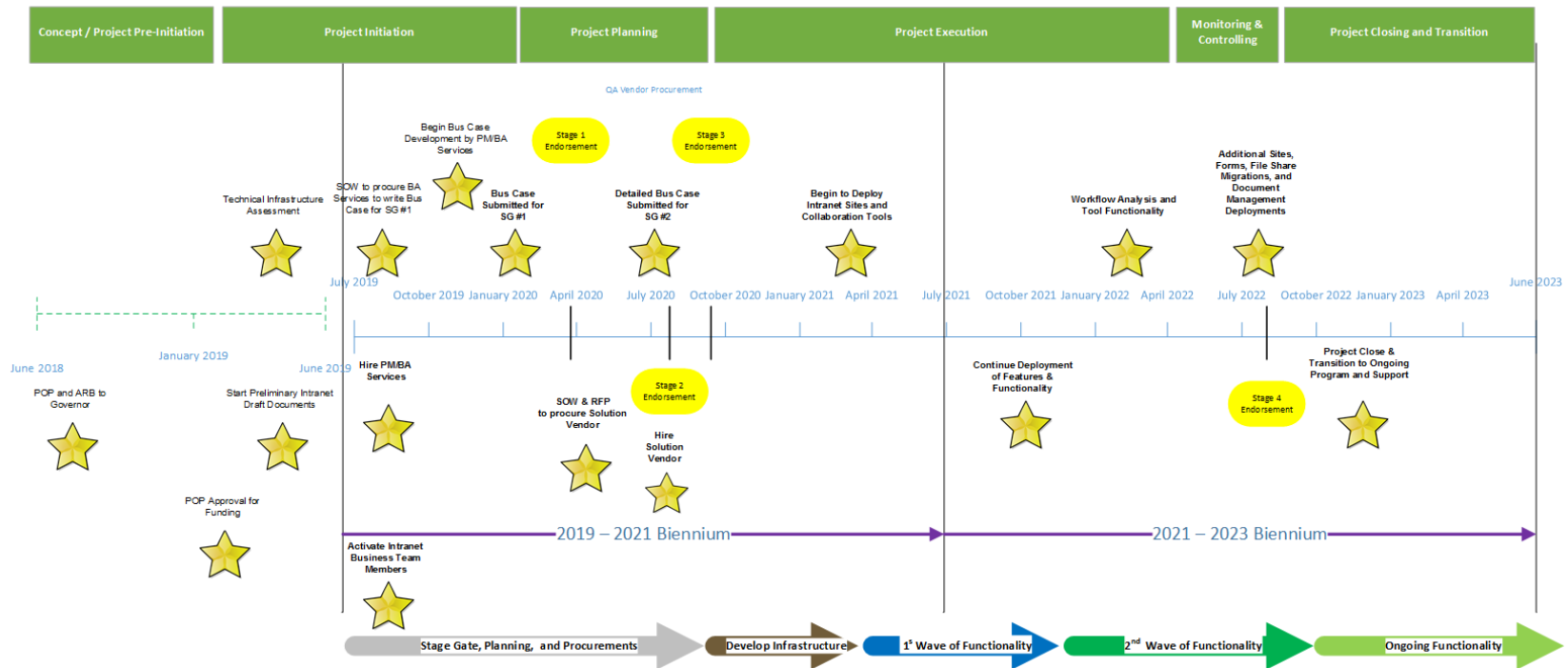
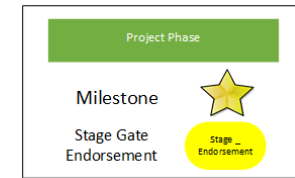
How Achieved

Key project targets will be met in three general phases by:

- Establishing the initial CCP Intranet enterprise wide foundation;
- Deploying CCP Intranet functionality; and
- Integrating agency business processes.

BUDGET NARRATIVE

ODOC Intranet Communications Portal and Content Management System
 Milestone Roadmap v0.2
 July 2019 – December 2022
 3.5 years



20180622 DOC Intranet Project Milestones v0.2 Legal.vsd

Last Updated: 6/22/2018

This project leverages DOC’s existing investment in a Microsoft 365 Enterprise (SPE3) license, which includes Microsoft SharePoint (Intranet) software.

The proposed project requires 42 months and is estimated to start July 1, 2019, and end December 31, 2022. (Requires three and a half years)

DOC’s Office of Communications (OC) will sponsor and govern the CCP Project. The OC is responsible to further the department’s mission, vision and goals through close collaboration with the agency’s external and internal stakeholders, both inside and beyond the

BUDGET NARRATIVE

realm of public safety. Serving as a trusted source of accurate information, this office ensures the agency is a transparent governmental organization that members of the public can access at any time. The OC includes internal communications, external communications, media relations, legislative and government relations, and public records information coordination.

The OC will hire a CCP Manager to oversee and:

- Contract with a vendor to perform a technical infrastructure reassessment evaluating DOC's current technology and recommend next steps and tools to support the development of an agency Intranet, collaborative tools, and content management (prior to project initiation).
- Contract with a Solutions Vendor (same or different) to implement the approved solution chosen from the recommendations given. There is the potential for two major vendors; the first for analysis, assessment, and recommendations and the second to implement a chosen solution.
- Procure professional services to write the required Stage Gate Business Case and IRR packet to be submitted to the OSCIO.
- Procure professional services to write the Statement of Work and Request for Proposal to hire a Solutions Vendor.
- Procure a Solutions Vendor to implement the Communications and Collaboration Portal (Intranet) over the life of the project.
- Potentially, hire an independent Quality Assurance (QA) vendor, since this is required for some Stage Gate projects.
 - Note: At this time, it remains unclear if an independent QA will ultimately be required. If it is, the requested funding now includes QA. If QA is later determined not to be necessary, the funded budget might decrease.

The Administrative Services Division, IT Services will require the following positions who will work with the Assessment, Solutions, and any other vendors in support of the project, to help create the environment, maintain the environment, and to transition project knowledge and technical expertise from the Solutions Vendor before the project ends.

- One SharePoint Farm Administrator/Engineer (ISS8)
- One SharePoint Configurator/Site Collection Administrator (ISS7)
- Two Development Information System Specialists (ISS7)

The resources requested specifically for the Administrative Services Division are \$XXX General Fund, four positions, 4.00 FTE.

Quantifying Results

Metrics could be developed for the following efforts:

- Creating an ongoing governance plan to manage development and program efforts;
- Publishing critical information and content to staff;
- Facilitating staff communications;
- Sharing ideas, exchanging information, and engaging staff on collaborative projects and decisions; and
- Partially streamline key business process workflows.

BUDGET NARRATIVE

Agency Request Budget

Staffing Impact

Positions	4
FTE	4.00

Revenue Source

General Fund	\$1,270,996
Other Funds	\$0

Governor's Budget

Staffing Impact

Positions	0
FTE	0.00

Revenue Source

General Fund	\$0
Other Funds	\$0

2021-23 Fiscal Impact

This package was denied and will have no impact to the 2019-21 or 2021-23 biennia.

ESSENTIAL AND POLICY PACKAGE FISCAL IMPACT SUMMARY

Corrections, Dept of
Pkg: 108 - DOC Intranet

Cross Reference Name: Administrative Services Division
Cross Reference Number: 29100-006-00-00-00000

<i>Description</i>	General Fund	Lottery Funds	Other Funds	Federal Funds	Nonlimited Other Funds	Nonlimited Federal Funds	All Funds
Revenues							
General Fund Appropriation	-	-	-	-	-	-	-
Total Revenues	-	-	-	-	-	-	-
Personal Services							
Class/Unclass Sal. and Per Diem	-	-	-	-	-	-	-
Empl. Rel. Bd. Assessments	-	-	-	-	-	-	-
Public Employees' Retire Cont	-	-	-	-	-	-	-
Social Security Taxes	-	-	-	-	-	-	-
Unemployment Assessments	-	-	-	-	-	-	-
Worker's Comp. Assess. (WCD)	-	-	-	-	-	-	-
Mass Transit Tax	-	-	-	-	-	-	-
Flexible Benefits	-	-	-	-	-	-	-
Total Personal Services	-	-	-	-	-	-	-
Services & Supplies							
Instate Travel	-	-	-	-	-	-	-
Employee Training	-	-	-	-	-	-	-
Office Expenses	-	-	-	-	-	-	-
Data Processing	-	-	-	-	-	-	-
Other Services and Supplies	-	-	-	-	-	-	-
Expendable Prop 250 - 5000	-	-	-	-	-	-	-
IT Expendable Property	-	-	-	-	-	-	-
Total Services & Supplies	-	-	-	-	-	-	-

ESSENTIAL AND POLICY PACKAGE FISCAL IMPACT SUMMARY

Corrections, Dept of
Pkg: 108 - DOC Intranet

Cross Reference Name: Administrative Services Division
Cross Reference Number: 29100-006-00-00-00000

<i>Description</i>	General Fund	Lottery Funds	Other Funds	Federal Funds	Nonlimited Other Funds	Nonlimited Federal Funds	All Funds
Total Expenditures							
Total Expenditures	-	-	-	-	-	-	-
Total Expenditures	-	-	-	-	-	-	-
Ending Balance							
Ending Balance	-	-	-	-	-	-	-
Total Ending Balance	-	-	-	-	-	-	-
Total Positions							
Total Positions							-
Total Positions	-	-	-	-	-	-	-
Total FTE							
Total FTE							-
Total FTE	-	-	-	-	-	-	-

BUDGET NARRATIVE

Administrative Services Division

109 Central Support Initiatives

Purpose

Policy Option Package 109 seeks to address the following funding needs:

- A. Wellness Coordinator, Staffing, and Program Enhancements;
- B. Records Management unit to meet the Public Records Law of acknowledgement within five days and completion within 10 days;
- C. Diversity and Inclusion; and
- D. Natural Resource Conservation Program.

The resources being requested for the Administrative Services Division are specific to items A, C, and D.

A. Wellness Coordinator, Staffing, and Program Enhancements

Research and experience show that corrections work is difficult and demanding. Two recent studies, one conducted by Oregon Health and Science University (OHSU), and one conducted Portland State University (PSU) found that the Department of Corrections (DOC) staff have:

- High levels of perceived danger and hyper vigilance;
- Presence of depressive symptoms and PTSD-like symptoms;
- High cholesterol;
- High triglycerides;
- High blood pressure;
- High BMI; and
- High levels of work-family conflict.

DOC has made staff wellness its top agency initiative. The primary goals are to create and promote a culture of wellness within DOC's facilities and encourage all employees to access and utilize wellness resources.

With approximately 4,700 staff spread across 14 institutions and other work locations across the state, DOC is seeking a permanent staff position aimed at strategically designing a wellness program, which will incorporate the diverse aspects of wellbeing, and coordinating and bringing consistency to the agency's critical wellness efforts. This package requests funding for one Staff Wellness Coordinator position which will be focused on ensuring best practices are implemented throughout all DOC divisions.

BUDGET NARRATIVE

The resources requested specific to Item A are \$248,413 General Fund, one position, 1.00 FTE.

C. Diversity and Inclusion

This policy option package creates the foundation of an Office of Diversity, Equity, and Inclusion (DEI). This is the foundational step on which the department will continue to build and will bring statewide, cross-facility consistency, messaging and training in the important area of DEI. This package requests Human Resources Analyst 2 (HRA2) to organize and lead agency wide efforts in this area as well as one Office Specialist 2 (OS2) to support the work DOC is committing to accomplish. If approved, this package would add two additional position within the Human Resources Workforce Planning Unit and provide additional support and capacity for our agency to fulfill the agency's DEI outcomes and the requirements of Executive Order 17-11.

The resources requested specific to Item C are \$377,133 General Fund, 2 positions, 2.00 FTE.

D. Natural Resource Conservation Program

The purpose of this program is to carry out the internal policy development and various technical responsibilities for DOC to create and maintain an appropriate natural resource conservation program meeting the requirements of the State's Sustainability and Energy Conservation policies and the following:

- Oregon Sustainability Board metrics compliance;
- Recycling, energy and water conservation policies;
- Savanna Haven property;
- Junction City Preserve;
- Rearing endangered butterflies; and
- Propagation of endangered plant species for habitat restoration programs.

The requirement for sustainability and conservation programs is established in statute and rule. Establishing and staffing this program will provide an avenue for advising department leadership on sustainability and conservation issues, assist with improving sustainable operations, and providing nature based programs and vocational skills for AICs. DOC requests one Principal Executive Manager F and one Office Specialist 2 to administer a sustainability program.

The resources requested specific to Item D are \$452,484 General Fund, 2 positions, 2.00 FTE.

BUDGET NARRATIVE

How Achieved

A. Wellness Coordinator, Staffing, and Program Enhancements

The establishment of one Staff Wellness Coordinator position, in combination with a commitment to proper staffing levels and investment in health programs, demonstrates the department's commitment to achieving staff wellness across the organization. This position's primary function will be to research best practices for improving health and wellness of staff throughout the agency, identify cost-effective methods to implement programs, and monitor progress. The position will monitor individual program effectiveness, measure aspects of overall staff wellness, and ensure that the agency's investment in wellness programs achieves necessary goals.

C. Diversity and Inclusion

DOC is committed to ensuring a work environment free of any forms of harassment and discrimination. As part of this commitment, the agency also reinforces a culture in which every person has the right to work and advance on the basis of merit, ability, and potential. DOC currently has outcome measures to evaluate the efforts and confirm the commitment to diversity, equity, and inclusion of all persons. Currently DOC lacks the personnel and resources to staff these efforts. These two positions are critical to enable DOC to conform to the requirements of the Governor's Executive Order 17-11. These requirements include such responsibilities as:

- Leadership in implementing the agency's affirmative action plan;
- Incorporating the affirmative action plan;
- Having diversity, equity and inclusion responsibilities in executive and management position descriptions;
- Represent DOC in all Governor's Affirmative Action Office meetings;
- Ensuring compliance in the posting of the agencies affirmative action policy statements in visible areas;
- Ensuring agency affirmative action and DEI contact information is posted and available to all employees;
- Formulating and maintaining a communications plan to communicate to all employees about affirmative action resources available; and
- Track, evaluate, and measure trends in DOC of discrimination and harassment claims, and report such findings in the biennial affirmative action plan and provide DEI related training, professional development, including performance assessments and performance evaluations.

Implementing these positions enhances our resources and negates risk associated with the claims while ensuring a work environment that promotes a respectful workplace free of discrimination and harassment where all employees are free to work and advance on the basis of merit, ability and potential.

BUDGET NARRATIVE

D. Natural Resource Conservation Program

DOC will continue to be a leader in sustainability and improve sustainable operations. Maintaining the current sustainability plan, tracking energy and water usage, and conservation efforts will ensure the agency manages resources responsibly.

Quantifying Results

A. Wellness Coordinator, Staffing, and Program Enhancements

Dedicated leadership for a DOC Wellness Program will:

- Ensure all employees have access to health and wellness resources;
- Ensure all employees get the same opportunities and quality of programming; and
- Ensure that DOC's investment produces the maximum benefit for its employees.

C. Diversity and Inclusion

DOC currently uses a scorecard to measure progress and success within its operations. The department currently tracks compliance with EO 17-11 as well as various measures including but not limited to the number of DEI related complains, agency specific parity statistics, and DEI related recruiting, hiring and retention rates. These positions would ensure continual improvement and success in these areas and more.

D. Natural Resource Conservation Program

DOC is committed to the sustainability and stewardship of our natural resources and environment. The department has a comprehensive sustainability plan and programs that meet or go beyond the metrics identified by the Oregon Sustainability Board. Leadership for the DOC sustainability program will ensure compliance and tracking with various Executive Orders and measures to improve sustainable operations in following:

- Energy and water conservation;
- Recycling and waste diversions;
- Green procurement;
- Greenhouse gas and emissions;
- Provide AICs with vocational skills in sustainability practices to aid in successful reentry into society;
- Provide environmental education and awareness to staff, volunteers, contractors, and AICs to change behaviors to eliminate waste; and

BUDGET NARRATIVE

- Continue to utilize resources to partner with stakeholders in recovery of endangered species and native plants for habitat restoration projects.

Agency Request Budget

Staffing Impact

Positions	5
FTE	5.00

Revenue Source

General Fund	\$1,078,030
Other Funds	\$0

Governor's Budget

Staffing Impact

Positions	0
FTE	0.00

Revenue Source

General Fund	\$0
Other Funds	\$0

2021-23 Fiscal Impact

This package was denied and will have no impact to the 2019-21 or 2021-23 biennia.

ESSENTIAL AND POLICY PACKAGE FISCAL IMPACT SUMMARY

Corrections, Dept of
Pkg: 109 - Central Support Initiatives

Cross Reference Name: Administrative Services Division
Cross Reference Number: 29100-006-00-00-00000

<i>Description</i>	General Fund	Lottery Funds	Other Funds	Federal Funds	Nonlimited Other Funds	Nonlimited Federal Funds	All Funds
Revenues							
General Fund Appropriation	-	-	-	-	-	-	-
Total Revenues	-	-	-	-	-	-	-
Personal Services							
Class/Unclass Sal. and Per Diem	-	-	-	-	-	-	-
Overtime Payments	-	-	-	-	-	-	-
All Other Differential	-	-	-	-	-	-	-
Empl. Rel. Bd. Assessments	-	-	-	-	-	-	-
Public Employees' Retire Cont	-	-	-	-	-	-	-
Social Security Taxes	-	-	-	-	-	-	-
Unemployment Assessments	-	-	-	-	-	-	-
Worker's Comp. Assess. (WCD)	-	-	-	-	-	-	-
Mass Transit Tax	-	-	-	-	-	-	-
Flexible Benefits	-	-	-	-	-	-	-
Total Personal Services	-	-	-	-	-	-	-
Services & Supplies							
Instate Travel	-	-	-	-	-	-	-
Employee Training	-	-	-	-	-	-	-
Office Expenses	-	-	-	-	-	-	-
Data Processing	-	-	-	-	-	-	-
Other Services and Supplies	-	-	-	-	-	-	-
Expendable Prop 250 - 5000	-	-	-	-	-	-	-

ESSENTIAL AND POLICY PACKAGE FISCAL IMPACT SUMMARY

Corrections, Dept of
Pkg: 109 - Central Support Initiatives

Cross Reference Name: Administrative Services Division
Cross Reference Number: 29100-006-00-00-00000

<i>Description</i>	General Fund	Lottery Funds	Other Funds	Federal Funds	Nonlimited Other Funds	Nonlimited Federal Funds	All Funds
Services & Supplies							
IT Expendable Property	-	-	-	-	-	-	-
Total Services & Supplies	-	-	-	-	-	-	-
Total Expenditures							
Total Expenditures	-	-	-	-	-	-	-
Total Expenditures	-	-	-	-	-	-	-
Ending Balance							
Ending Balance	-	-	-	-	-	-	-
Total Ending Balance	-	-	-	-	-	-	-
Total Positions							
Total Positions							-
Total Positions	-	-	-	-	-	-	-
Total FTE							
Total FTE							-
Total FTE	-	-	-	-	-	-	-

BUDGET NARRATIVE

Administrative Services Division

110 Capital Renewal and Deferred Maintenance

Purpose

Policy Option Package 110 seeks to address the following funding needs:

- A. Deferred Maintenance;
- B. Capital Renewal;
- C. Statewide Radio Replacement; and
- D. Camera System Upgrades.

The resource request specific to Administrative Services is Item A.

A. Deferred Maintenance

The maintenance budget for Department of Corrections (DOC) facilities are generally insufficient to address the deterioration associated with 24-hour, seven-day per week institutions and related facilities that range from 10 years to 150 years in age. This funding shortfall has caused maintenance and repair actions to be deferred for budgetary reasons. The liability created by deferring repairs must be addressed to preserve the investment in buildings and infrastructure.

The recently completed Facilities Condition Assessment performed by Faithful and Gould found that DOC has a current need of \$208,525,519 in both Deferred Maintenance and Capital Renewal needs. Corrective actions taken to address the deferred maintenance issues will not meet capitalization requirements established in the Oregon Accounting Manual. DOC plans to execute deferred maintenance work in the following five categories: building envelope, electrical systems, water systems, roofs, and underground infrastructure.

This request includes funding to abate and demolish dilapidated structures on DOC owned property in White City purchased as part of the Governor's "Super Siting" process (ORS 421.611-421.626) in 1996-97 and additional staffing to manage this increased workload. This funding would enable DOC to protect 5.45 million square feet of publicly owned space. The request also supports DOC's vision to operate safe facilities and key performance measures on our agency scorecard.

The resources requested specific to Item A are \$12,006,202 General Fund, five positions, 5.00 FTE.

BUDGET NARRATIVE

B. Capital Renewal

DAS recently entered into a contract with the consultant Faithful and Gould to conduct a statewide Facility Condition Assessment of all state owned facilities. This assessment revealed that DOC had significant Capital Improvement and Renewal needs in addition to the deferred maintenance needs. According to the assessment, DOC has a current need (through 2018) of \$208 million in both Capital Improvement and Renewal and Deferred Maintenance at facilities across the state in order to protect and preserve the state owned buildings and related infrastructure. While DOC received \$27 million to address some of these capital needs last biennium, if additional funding is not received the deferred maintenance will continue to grow and escalate and will reach \$428 million by the end of 2028.

The resources specific to Item B are \$29,940,691 Other Fund, seven limited duration bond funded positions, 0.00 FTE.

C. Statewide Radio Replacement

DOC operates and maintains an agency owned wireless communications system for use within each facility that does not provide radio service to other agencies. The systems installed at 10 locations have been in operation for 15 years or more. The equipment manufacturer has discontinued both repair programs for components of these systems and parts support resulting in an inability to maintain the equipment in a reliable operating condition. The current systems vary in design and capabilities. The primary differences in capabilities are due to age and original installation dates.

This package requests \$15 million in Capital Construction funds to replace the communications systems at Central Distribution Center (CDC), Mill Creek Correctional Facility (MCCF), Oregon State Correctional Institution (OSCI), Oregon State Penitentiary (OSP), Oregon State Penitentiary Minimum (OSPM) and Santiam Correctional Institution (SCI) in Salem, Columbia River Correctional Institution (CRCI) in Portland, Eastern Oregon Correctional Institution (EOCI) in Pendleton, Two Rivers Correctional Institution (TRCI) in Umatilla, and Powder River Correctional Facility (PRCF) in Baker City. The six locations in Salem would be consolidated on a multi-site system due to their close proximity, with single site systems installed at the remaining four locations. These replacement systems will meet current and future communications needs for the next 15-20 years. All replacement systems will be standardized and interoperable with the ability to communicate with state and local emergency services first responders.

The resources specific to Item C are \$15,022,313 Other Fund, 0 Positions, 0.00 FTE.

D. Camera Systems Upgrades

Camera systems are a critical component to maintaining public safety by holding offenders accountable for their behaviors while incarcerated. They allow staff to safely monitor multiple areas and rapidly respond to fights, assaults, and other criminal activities inside

BUDGET NARRATIVE

of the institutions in a timely manner preventing additional loss of property, injury or even death. DOC operates and maintains agency-owned camera systems at 14 institutions and other facilities. These systems have had sporadic updates through the years based on the limited availability of funding. While some systems are more current than others, nearly all of the systems require some degree of updating to include additional storage capacity, enhanced viewing capabilities made possible by more modern equipment, and additional camera locations.

Ten locations that need camera system upgrades are at the following sites; MCCF, OSCI, OSP, SCI, Shutter Creek Correctional Institution (SCCI), Deer Ridge Correctional Institution (DRCI), CDC, Coffee Creek Correctional Institution (CCCF), Snake River Correctional Institution (SRCI), and South Fork Forest Camp (SFFC).

The department is tasked with the custody and care of over 14,900 AICs. Many of these AICs are predatory offenders, have a history of violence, have mental health issues, or might be younger or older vulnerable AICs. Cameras are a necessary tool to help manage and keep the staff, visitors, contractors and AIC population safe. Because of this diverse population, there is a growing need for cameras in additional locations. Since video footage is key in holding AICs accountable for violent and assaultive behaviors through due process means, increased storage capabilities at these institutions is also necessary. The outcome of a more robust camera system that uses modern technology including the ability to store more information is a greater ability, to protect vulnerable and mentally challenged AICs and the staff that supervise them, and to be able to readily identify medical emergencies in remote locations.

While the camera systems are currently operational, there is an immediate need to add additional camera locations for the safety and security of the individuals who either reside at or visit these sites. The addition of camera locations requires upgrades and improvements to the current operating systems displayed in the table below.

Project Type	Cost
Cameras, Switches and Equipment	\$5,034,115
Cable and Infrastructure	\$230,000
Contracted Labor	\$3,369,869
Total	\$8,633,804

The resources specific to Item D are \$8,633,804 Other Fund, 0 Positions, 0.00 FTE.

BUDGET NARRATIVE

How Achieved

A. Deferred Maintenance

The various types of construction materials and systems used in older facilities compound the challenge of preserving the useful life of these assets. DOC plans to execute work in the following five categories; building envelope, electrical systems, water systems, roofs, and HVAC systems.

White City Structure Demolition

The DOC-owned site near White City was selected and purchased as part of the Governor's "Super Siting" process (ORS 421.611-421.626) in 1996-97. The site was purchased "as-is" and contained several dilapidated farm structures. These structures have been unused and have continued to deteriorate over the past 20 years. There is significant risk to the state should one of these structures collapse and injure a person. The structures contain both asbestos and lead paint and will need to be demolished and disposed of according to DEQ rules. DOC is requesting \$240,000 for the abatement and demolition of the buildings at White City.

10-Year Strategic Master Plan

DOC's facility drivers are largely related to the age of existing structures, and the fact that the built capacity of its institutions have been exceeded through the use of temporary and emergency beds, 880 as of March 1, 2018. The department's population has seen significant changes in recent years, most notably the growing geriatric residents. A 10 year Strategic Master Plan would help the department define its strategy and develop long-range goals and make decisions on allocating its resources to pursue this strategy. DOC is requesting \$500,000 for the development of a 10 year strategic master plan.

Permanent Staff

DOC does not have sufficient staffing to manage the projects associated with addressing deferred maintenance and the Facility Condition Assessment. We are requesting a total of five positions (FTE) to support the management of these projects. The staff includes one Construction Project Manager 2, one Information Systems Specialist 7, one Electronic Security Technician, one Facility Operation Specialist 2, and one Plumber. DOC is requesting additional staff and S&S to address extensive travel costs in accomplishing projects throughout the state.

BUDGET NARRATIVE

Project Type	Cost
Building Envelope Repairs (FCA Identified)	\$3,652,635
Electrical System Repairs (FCA Identified)	\$87,723
Water System Repairs (FCA Identified)	\$591,071
Roofing System Repairs (FCA Identified)	\$456,733
HVAC System Repairs (FCA Identified)	\$5,268,021
White City Building Demolition	\$240,000
10 Year Master Strategic Plan	\$500,000
Project Management Position (C3268)	\$242,112
Project Management Position (C1487)	\$221,340
Project Management Position (C4051)	\$205,951
Project Management Position (C4015)	\$205,951
Project Management Position (C4005)	\$205,951
Additional S&S for Project Management Positions	\$190,312
Total	\$12,006,202

B. Capital Renewal

Faithful and Gould (facility condition assessment)

The maintenance budgets for DOC facilities are generally insufficient to address the deterioration associated with 24-hour, 7-day per week institutions and related facilities that range from 10 years to 150 years in age. The various types of construction materials and systems used in older facilities compound the challenge of preserving the useful life of these assets. The Faithful and Gould assessment of 16 DOC facilities shows a need in excess of \$208 million. DOC is requesting \$29,940,691 million for Capital Renewal projects to address items in six categories noted on the Faithful and Gould Facility Condition Assessment.

BUDGET NARRATIVE

Project Type	Cost
Building Envelope Repairs (FCA Identified)	\$3,430,326
Electrical & Fire System Repairs (FCA Identified)	\$1,615,394
Water System Repairs (FCA Identified)	\$1,651,082
Roofing System Repairs (FCA Identified)	\$12,762,087
HVAC (FCA Identified)	\$5,019,150
Fire Systems (FCA Identified)	\$650,788
Project Management – 7 Positions *	\$5,462,652
TOTAL	\$29,940,691

Limited Duration Staffing (facility condition assessment)

DOC does not have sufficient staffing to manage the projects associated with the Facility Condition Assessment. We are requesting a total of seven limited duration staff to support the management of these projects. The staff includes two Construction Project Managers, one Contract and Procurement Specialist, one Office Support and three Facility Operation Specialists. DOC is requesting additional limited duration staff.

*Limited Duration Position authority and funding for project management staff will be required for six years. The limited duration positions associated with Capital Construction projects are not entered into the Position Information Control System (PICS). These will be double-fills of existing positions during the projects.

C. Statewide Radio Replacement

Install complete P25 wireless communications systems at 10 corrections facilities. (P25 or APCO-25 is a suite of standards for digital mobile radio communications designed for use by public safety organizations in North America.) These systems will include all equipment and support structures (antenna, towers, and equipment shelters) necessary to provide turnkey operation. Equipment will be procured from State of Oregon contracts in place to support the State Radio Project. The new systems must be installed, commissioned and fully operational prior to deactivating and removing the existing systems. DOC is requesting one limited duration position (C2171) to perform contract oversight and administration for the project.

Reliable wireless communications systems are a critical element in ensuring our ability to protect life, maintain security and provide safety for staff and AICs. Not funding the replacement of obsolete wireless communications systems at the 10 locations creates a

BUDGET NARRATIVE

significant risk of system failure. Failure of the communication systems would result in substantial impacts to our ability to maintain life, health, and safety of DOC staff, AICs, and the public.

LOCATION	DESIGN AND INSTALLATION COST
Two Rivers Correctional Institution	\$2,185,700
Eastern Oregon Correctional Institution	\$1,965,475
Oregon State Correctional Institution and Central Distribution Center	\$2,922,190
Oregon State Penitentiary and Mill Creek Correctional Facility	\$3,214,290
Santiam Correctional Institution and Oregon State Penitentiary Minimum	\$2,103,360
Columbia River Correctional Institution	\$803,605
Powder River Correctional Facility	\$803,605
Project Management – 1 Positions *	\$1,024,088
TOTAL	\$15,022,313

*Limited duration position authority and funding for project management staff will be required for six years. The limited duration positions associated with Capital Construction projects are not entered into the PICS. These will be double-fills of existing positions during the projects.

D. Camera Systems Upgrades

If DOC receives the requested funding, additional cameras will be added at strategic locations that have a history of criminal activity and cannot be directly supervised by staff due to minimal staffing levels driven by budget shortfalls. Drug possession and distribution, gambling, assault, extortion, gang activities, arson, sexual activity, assault, and escapes are examples of some types of criminal activity that takes place in these unsupervised areas. With the necessary camera systems, staff will be able to monitor and supervise areas that would otherwise go unobserved. With this additional monitoring also comes an opportunity for staff to respond to and stop these types of activities, which prevents additional victimization of vulnerable AICs and assaults on staff. In addition to a better chance at prevention, staff will have the ability to review footage if a crime has been committed and hold the AICs accountable for their actions through a formal administrative review or criminal process, depending on severity of the crime. The upgraded systems will have additional capacity which will allow video footage to be reviewed and stored for longer time periods.

BUDGET NARRATIVE

Institution	Camera Equipment, Cable Infrastructure	Contracted Labor	Total
SCI	\$105,000	\$67,200	\$172,200
SCCI	\$386,265	\$247,209	\$633,474
SFFC	\$201,996	\$129,277	\$331,273
OSCI	\$150,000	\$96,000	\$246,000
MCCF	\$95,000	\$60,800	\$155,800
DRCI	\$125,000	\$80,000	\$205,000
CCCF	\$400,854	\$256,546	\$657,400
CDC	\$150,000	\$96,000	\$246,000
SRCI	\$1,875,000	\$1,200,000	\$3,075,000
OSP	\$1,775,000	\$1,136,657	\$2,911,657
TOTAL	\$5,264,115	\$3,369,689	\$8,633,804

Quantifying Results

A. Deferred Maintenance

DOC will quantify results by tracking percent of variance of expended funds to projected expenditures. Variance will be calculated on a quarterly basis and will be a DOC CORE Measure. The annual projected expenditures are as follows:

Timeframe	Percent Projected Expenditures
July 1, 2017 to June 30, 2018	5
July 1, 2018 to June 30, 2019	15
July 1, 2019 to June 30, 2020	25
July 1, 2020 to June 30, 2021	25
July 1, 2021 to June 30, 2022	20
July 1, 2022 to June 30, 2023	10

BUDGET NARRATIVE

B. Capital Renewal

DOC will quantify results by tracking percent of variance of expended Capital Construction funds to projected expenditures. Variance will be calculated on a quarterly basis and will be a DOC CORE Measure. The annual projected expenditures are as follows:

Timeframe	Percent Projected Expenditures
July 1, 2017 to June 30, 2018	5
July 1, 2018 to June 30, 2019	15
July 1, 2019 to June 30, 2020	25
July 1, 2020 to June 30, 2021	25
July 1, 2021 to June 30, 2022	20
July 1, 2022 to June 30, 2023	10

C. Statewide Radio Replacement

DOC will quantify results by tracking total number of functioning hand held radios at each site compared to the actual need of hand held radios at each of the radio sites. Variance will be calculated on a quarterly basis and will be a DOC CORE Measure.

D. Camera Systems Upgrades

DOC will quantify results by tracking percent of variance of expended Capital Construction funds to projected expenditures. Variance will be calculated on a quarterly basis and will be a DOC CORE Process Measure. DOC will quantify the successful addition of cameras by tracking the percentage of incidents that can be successfully investigated using the additional video surveillance.

Agency Request Budget

Staffing Impact

Positions	5
FTE	5.00

BUDGET NARRATIVE

Revenue Source

General Funds	\$12,006,202
Other Funds	\$0

Governor's Budget

Staffing Impact

Positions	5
FTE	5.00

Revenue Source

General Funds	\$11,361,849
Other Funds	\$0

2021-23 Fiscal Impact

The permanent positions and on-going costs will become part of the 2021-23 base budget. Start-up costs and one-time costs will be phased out as part of the 2021-23 budget development process. Other Fund Limitation approved for this project has a six year life but is always associated with the biennium in which it was approved. The limited duration positions would be phased out completely at the close of the project.

ESSENTIAL AND POLICY PACKAGE FISCAL IMPACT SUMMARY

Corrections, Dept of
Pkg: 110 - Capital Renewal & Deferred Maintenance

Cross Reference Name: Administrative Services Division
Cross Reference Number: 29100-006-00-00-00000

<i>Description</i>	General Fund	Lottery Funds	Other Funds	Federal Funds	Nonlimited Other Funds	Nonlimited Federal Funds	All Funds
Revenues							
General Fund Appropriation	11,361,849	-	-	-	-	-	11,361,849
Total Revenues	\$11,361,849	-	-	-	-	-	\$11,361,849
Personal Services							
Class/Unclass Sal. and Per Diem	681,552	-	-	-	-	-	681,552
Empl. Rel. Bd. Assessments	305	-	-	-	-	-	305
Public Employees' Retire Cont	150,145	-	-	-	-	-	150,145
Social Security Taxes	52,138	-	-	-	-	-	52,138
Unemployment Assessments	1,227	-	-	-	-	-	1,227
Worker's Comp. Assess. (WCD)	290	-	-	-	-	-	290
Mass Transit Tax	4,089	-	-	-	-	-	4,089
Flexible Benefits	175,920	-	-	-	-	-	175,920
Total Personal Services	\$1,065,666	-	-	-	-	-	\$1,065,666
Services & Supplies							
Instate Travel	-	-	-	-	-	-	-
Employee Training	-	-	-	-	-	-	-
Office Expenses	-	-	-	-	-	-	-
Data Processing	-	-	-	-	-	-	-
Facilities Maintenance	10,296,183	-	-	-	-	-	10,296,183
Other Services and Supplies	-	-	-	-	-	-	-
Expendable Prop 250 - 5000	-	-	-	-	-	-	-

ESSENTIAL AND POLICY PACKAGE FISCAL IMPACT SUMMARY

Corrections, Dept of
Pkg: 110 - Capital Renewal & Deferred Maintenance

Cross Reference Name: Administrative Services Division
Cross Reference Number: 29100-006-00-00-00000

<i>Description</i>	General Fund	Lottery Funds	Other Funds	Federal Funds	Nonlimited Other Funds	Nonlimited Federal Funds	All Funds
Services & Supplies							
IT Expendable Property	-	-	-	-	-	-	-
Total Services & Supplies	\$10,296,183	-	-	-	-	-	\$10,296,183
Capital Outlay							
Other Capital Outlay	-	-	-	-	-	-	-
Total Capital Outlay	-	-	-	-	-	-	-
Total Expenditures							
Total Expenditures	11,361,849	-	-	-	-	-	11,361,849
Total Expenditures	\$11,361,849	-	-	-	-	-	\$11,361,849
Ending Balance							
Ending Balance	-	-	-	-	-	-	-
Total Ending Balance	-	-	-	-	-	-	-
Total Positions							
Total Positions							5
Total Positions	-	-	-	-	-	-	5
Total FTE							
Total FTE							5.00
Total FTE	-	-	-	-	-	-	5.00

POSITION NUMBER	CLASS COMP	CLASS NAME	POS CNT	FTE	MOS	STEP	RATE	GF SAL/OPE	OF SAL/OPE	FF SAL/OPE	LF SAL/OPE	AF SAL/OPE
1900128	AAONC3268 AP	CONSTRUCTION PROJECT MANAGER 2	1	1.00	24.00	02	6,606.00	158,544 82,359				158,544 82,359
1900129	AAONC1487 IP	INFO SYSTEMS SPECIALIST 7	1	1.00	24.00	02	5,942.00	142,608 77,628				142,608 77,628
1900130	AAONC4015 AP	FACILITY OPERATIONS SPEC 2	1	1.00	24.00	02	5,450.00	130,800 74,124				130,800 74,124
1900131	AAONC4005 AP	PLUMBER	1	1.00	24.00	02	4,950.00	118,800 70,563				118,800 70,563
1900132	AAONC4051 AP	ELECTRONIC SECURITY TECH 2	1	1.00	24.00	02	5,450.00	130,800 74,124				130,800 74,124
TOTAL PICS SALARY								681,552				681,552
TOTAL PICS OPE								378,798				378,798
TOTAL PICS PERSONAL SERVICES =			5	5.00	120.00			1,060,350				1,060,350

BUDGET NARRATIVE

Administrative Services Division

113 Other Funds Position Creation

Purpose

Establish Other Fund positions to guide, monitor and control the activities that produce Other Funds revenue from various agency activities. The Department of Corrections (DOC) is engaged in various activities that produce Other Funds revenue. As programs have grown, efforts to guide, monitor and control them has produced an increasing workload that has been historically handled as a collateral duty, through the use of double fills, or has simply not been accomplished. Through this Policy Option Package (POP), DOC requests positions to be established in three areas that have a reliable revenue stream which will fund the positions.

Policy Option Package 113 seeks to address the following:

- A. Inmate Communications System
- B. Work Crew Officers
- C. Revenue Generating Support

The resources being requested for the Administrative Services Division are items A.

A. Inmate Communications System (ICS)

DOC contracts with an outside vendor to provide telephone and other communication services to adults in custody (AIC), which are an integral part of keeping those who are incarcerated connected to outside support systems such as friends and family. While DOC does not pay for this service, there are duties associated with the system that fall to DOC employees. DOC has recognized the extent of these duties and the impact their performance has on workload. The agency has also recognized the need to designate specific employees to manage the contract, ensure that AICs are represented fairly for quality of services, liaise with institution staff, respond to public records requests, implement new technology, and monitor intelligence gleaned from the vast amounts of data that the communications system generates. The current contract produces a commission, which is the Other Fund revenue source and is common for contracts of this nature. In DOC, future contracts for this service, will move to a reimbursement model for the documented costs of staff, but will still be paid by the vendor and constitute Other Funds revenue. The work described above is currently performed by employees in double filled positions. This package requests three new positions (PEM F, Project Manager 1, and Administrative Specialist 2 – 3.0 FTE) to resolve the double-fills.

BUDGET NARRATIVE

This proposed action recognizes the work necessary to manage a service that is key for maintaining relationships by AICs in the communities where they will return upon release. DOC supports relationships with friends and family which ties directly to the agency's mission of reducing the risk of future criminal behavior.

The resources requested specifically for Item A are \$706,025 Other Funds, three position, 3.00 FTE.

How Achieved

A. Inmate Communications System

Creating legislatively approved positions, funded by an existing Other Funds revenue stream, establishes a permanent program office to manage and facilitate the AIC communications system. This action focuses the inquiries and requests of the public to an established location in the agency and facilitates the dissemination of information to AIC's, friends and family, and DOC staff. It also provides for a workforce to manage the contract, ensure quality of services, and advocate for AIC needs. This model was developed over the life of the current contract, is proven, and currently in place. The establishment of Other Funded positions through this action will simply allow for the resolution of double filled positions.

Quantifying Results

A. Inmate Communications System

The overarching goals of the ICS program office is fundamental to the DOC mission and are multi-faceted in nature. Many of them may be measured using data currently available to gage success in implementation. This includes numbers of total communication events (e.g.: number of calls, number of e-messages, number of video visitations, etc.). This data gives insight into AIC support from friends and family, which is central for successful re-entry and transition back into society, promotes mental stability, and good behavior while in custody.

Professional dedicated program management for the ICS helps assure sustained and reliable delivery of service, timely issue resolution, and access to current level technologies, all which positively impact AIC quality of life and increase the safety and security of DOC staff, the AIC population, and the Oregon public. Measures that indicate success in these areas include total minutes of access to curated content, number of trouble requests filed, average response time to resolve, average system availability up-time, and average AIC access time to systems.

The data sets to support all proposed measures are established and currently accumulating data. The ICS program management office has already launched the data assembly process to create key metrics and establish reporting frequency.

BUDGET NARRATIVE

Agency Request Budget

Staffing Impact

Positions	3
FTE	3.00

Revenue Source

General Fund	\$0
Other Funds	\$706,025

Governor's Budget

Staffing Impact

Positions	3
FTE	3.00

Revenue Source

General Fund	\$0
Other Funds	\$706,025

2021-23 Fiscal Impact

The positions and on-going costs will become part of the 2021-23 Base Budget. Start-up costs will be phased out as part of the 2021-23 budget development process.

ESSENTIAL AND POLICY PACKAGE FISCAL IMPACT SUMMARY

Corrections, Dept of
Pkg: 113 - Other Funds Position Creation

Cross Reference Name: Administrative Services Division
Cross Reference Number: 29100-006-00-00-00000

<i>Description</i>	General Fund	Lottery Funds	Other Funds	Federal Funds	Nonlimited Other Funds	Nonlimited Federal Funds	All Funds
Personal Services							
Class/Unclass Sal. and Per Diem	-	-	398,448	-	-	-	398,448
Overtime Payments	-	-	5,459	-	-	-	5,459
All Other Differential	-	-	8,885	-	-	-	8,885
Empl. Rel. Bd. Assessments	-	-	183	-	-	-	183
Public Employees' Retire Cont	-	-	90,938	-	-	-	90,938
Social Security Taxes	-	-	31,579	-	-	-	31,579
Unemployment Assessments	-	-	743	-	-	-	743
Worker's Comp. Assess. (WCD)	-	-	174	-	-	-	174
Mass Transit Tax	-	-	2,477	-	-	-	2,477
Flexible Benefits	-	-	105,552	-	-	-	105,552
Total Personal Services	-	-	\$644,438	-	-	-	\$644,438
Services & Supplies							
Instate Travel	-	-	5,079	-	-	-	5,079
Employee Training	-	-	4,500	-	-	-	4,500
Office Expenses	-	-	23,466	-	-	-	23,466
Data Processing	-	-	6,468	-	-	-	6,468
Other Services and Supplies	-	-	3,921	-	-	-	3,921
Expendable Prop 250 - 5000	-	-	9,843	-	-	-	9,843
IT Expendable Property	-	-	8,310	-	-	-	8,310
Total Services & Supplies	-	-	\$61,587	-	-	-	\$61,587

ESSENTIAL AND POLICY PACKAGE FISCAL IMPACT SUMMARY

Corrections, Dept of
Pkg: 113 - Other Funds Position Creation

Cross Reference Name: Administrative Services Division
Cross Reference Number: 29100-006-00-00-00000

<i>Description</i>	General Fund	Lottery Funds	Other Funds	Federal Funds	Nonlimited Other Funds	Nonlimited Federal Funds	All Funds
Total Expenditures							
Total Expenditures	-	-	706,025	-	-	-	706,025
Total Expenditures	-	-	\$706,025	-	-	-	\$706,025
Ending Balance							
Ending Balance	-	-	(706,025)	-	-	-	(706,025)
Total Ending Balance	-	-	(\$706,025)	-	-	-	(\$706,025)
Total Positions							
Total Positions							3
Total Positions	-	-	-	-	-	-	3
Total FTE							
Total FTE							3.00
Total FTE	-	-	-	-	-	-	3.00

12/18/18 REPORT NO.: PPDPFISCAL
 REPORT: PACKAGE FISCAL IMPACT REPORT
 AGENCY:29100 DEPT OF CORRECTIONS
 SUMMARY XREF:006-00-00 Administrative Services Divisi

DEPT. OF ADMIN. SVCS. -- PPDB PICS SYSTEM

2019-21

PICS SYSTEM: BUDGET PREPARATION

PACKAGE: 113 - Other Funds Position Creation

POSITION NUMBER	CLASS	COMP	CLASS NAME	POS CNT	FTE	MOS	STEP	RATE	GF SAL/OPE	OF SAL/OPE	FF SAL/OPE	LF SAL/OPE	AF SAL/OPE
1900180	MMN	X7010	AP PRINCIPAL EXECUTIVE/MANAGER F	1	1.00	24.00	02	7,208.00		172,992 86,647			172,992 86,647
1900181	AAONC0854	AP	PROJECT MANAGER 1	1	1.00	24.00	02	5,450.00		130,800 74,124			130,800 74,124
1900182	AAONC0108	AP	ADMINISTRATIVE SPECIALIST 2	1	1.00	24.00	02	3,944.00		94,656 63,397			94,656 63,397
TOTAL PICS SALARY										398,448			398,448
TOTAL PICS OPE										224,168			224,168
TOTAL PICS PERSONAL SERVICES =				3	3.00	72.00				622,616			622,616

BUDGET NARRATIVE

Administrative Services Division

116 Technology Positions

Purpose

This policy option package seeks to address:

- A. Funding for existing staff that are essential and in-line with the Oregon Department of Corrections (DOC) 10 year strategic plan, Destination 2026, and IT Services four year strategic plan.
- B. Position authority for additional staff needed for the immediate critical and increasing demands for essential technology services.
- C. Align DOC IT staffing level to the department's long-term needs for critical technology services. By increasing the IT positions it will support the required business needs to achieve the strategic plan.
- D. Ongoing funding to support the needed annual technical training for the IT services staff.

In 2003, IT position reductions occurred as cost savings measures to offset budget shortfalls. This reduction trend continued through 2017 with a loss of over a dozen positions, at the same time that the demand for services increased. DOC opened three new prisons and expanded others during this timeframe. The shortage of these IT resources has substantially impacted cross-functional operations agency wide. Sufficient staffing is needed to maintain an IT program framework that supports the business and to obtain critical technology services improvements. Presently IT Services has a 24 to 1 staff to management ratio, which far exceeds the recommended ratio of 11 to 1.

Two independent studies recommended an IT to employee ratio between 3.4 percent and 5 percent. A 4 to 5 percent IT staffing level is common to other public-sector organizations. This recent research completed by two independent vendors and subsequently validated with an assessment by DOC's Internal Audits unit, recommended that DOC's IT staffing positions be increased by 103 Full Time Employees (FTE). In conjunction to this research, DOC's IT Services assessment of critical systems and the resources needed to support such systems has identified an immediate need.

Research compiled key metrics related to budget and staffing (article G00291355), which indicated that DOC should have a total of 220 FTE positions in IT. This was based upon a yearly organizational operating budget within the \$500 million to \$1 billion range and a supported base of approximately 7,381 users. This includes community corrections staff, AIC workstations, and devices on the AIC/Law Library network. Of the recommended 220 FTE for IT positions, Gartner further broke down individual area of coverage as follows:

BUDGET NARRATIVE

Total Size of IT Shop Calculations	
Profiles on I-Series (Users on DOC's primary System)	6472
Stand Alone AIC Machines	400
Law Library Devices	509
Effective size of FTE supported	7381
	\$500M - \$1B in Operating Budget
Gartner IT FTE percent	3.4 percent
Gartner IT shop size	220

* Gartner, G00291355, Page 17

Based on research and using IT staff to system user ratio, management recommended 225 FTE, a five percent IT staffing level common to other public sector organizations, which is described below:

Increase IT Staffing

A common measure of an IT organization's capacity is the ratio of IT staff to the users of the systems that IT supports. The IT staffing level depends partly on the level of funding and sourcing decisions such as the use of COTS products and outsourcing. Excluding staff and users outside DOC, including both the IT staff supporting the SDC and the 2,000 users of DOC systems in Community Corrections, the ratio of DOC IT Services staff to DOC IT system users is 77 to 4,500 or roughly 1.7 percent. This is significantly less than the roughly 5 percent IT staffing level common to other public sector organizations. This low level of staffing is a primary contributing factor to a number of the gaps identified in this assessment. DOC ITS should seek additional funding to hire the additional staff necessary to address these gaps.

*MTG Information Technology Assessment Report July 12, 2013, page 69.

Increasing the number of IT services positions is needed to sufficiently align DOC's IT Services staffing levels in an attempt to meet the department's critical and increasing need for essential technology services. Funding is also required for technical training in closing the gaps between technical skills, knowledge, and systems transformation, which affords IT Services the opportunity to support the department successfully. This request impacts the business directly as IT Services can drastically improve their support model and efficiencies towards DOC's business needs. Today, the current ratio of DOC IT Services staff to DOC IT users is 77 to 4,700 or roughly

BUDGET NARRATIVE

1.64 percent—less than half of the 3.4 percent to 5 percent industry standard recommended. (The 1.64 percent ratio is based on PICS permanently funded FTE.)

How Achieved

A. Funding for existing positions

- Re-class position 0500624 Chief Information Officer (CIO) from PEM-F to PEM-H
- Re-class position 9512415 Application Services Administrator from PEM-E to PEM-F
- Re-class position 0700129 Information Systems Services Administrator from PEM-E to PEM-F
- Re-class position 8919013 Technical Support Services Administrator from PEM-E to PEM-F
- Re-class position 9512339 IT Project Governance and EA Administrator from PEM-E to PEM-F
- Re-class position 9300005 IT Info Specialist from ISS6 to ISS7
- Add PEM-E position for Technology Assurance Manager (currently double-filled position)*
- Add PEM-E position for Service Desk Manager (currently double-filled position)
- Add ISS8 position for Data Warehouse Senior Database Administrator (currently double-filled position)
- Add ISS7 position for IT Assurance Analyst (vacant double-fill)*
- Add ISS7 position for Database Administrator (currently double-filled position)
- Add ISS8 position for Cloud Communications Engineer (currently double-filled position)
- Change funding for position 0700108 Office Specialist 2 from Other funded to General Funded

The reclasses for the PEM series positions are to align the management oversight with the needed organizational structure for the Information Technology Unit.

The additional positions are to address:

- The replacement of two positions moved from the department to the Enterprise Security Office. These positions are necessary for DOC to maintain the level of security required by the State CIO.
- The addition of one management position to establish new enterprise standards in addressing critical end-user support needs. Providing vision and assisting in the transformation from DOC IT Services' Helpdesk towards an Enterprise Service Desk and additionally improves the staff to manager ratio for Technical Support Services.
- The addition of one position is essential in managing existing platforms while transforming DOC towards O365 collaboration platforms, including the responsibility to assure Audio/Video conferencing is available to the business and mandatory sites.
- The addition of two positions is essential to maintain critical data base support functions which includes DOC's data warehouse.

BUDGET NARRATIVE

- The added positions are necessary and urgently needed and were established as double-fills with the original intent to use existing service and supply dollars to fund these positions in 2019-21 budget. With the 2017-19 S&S reduction, there is no available S&S dollars to complete the original funding strategy.
- Position 0700108 is an OF position that has been utilized to complete general funded work. IT does not have any OF revenue source to pay for an OF position.

These additional positions will give IT the capacity to interface with the business units and help with the alignment of IT services to the business units computing requirements. The Assurance Manager and supporting staff will increase compliance to the ESO, Secretary of State Audits and industry data security best practices. The assurance team will provide the expertise needed to perform the agency's daily operational assurance needs, not part of ESO's services. By not filling these positions, the agency is subjected to higher risks and potential negative impacts on maintaining public safety.

Funding is also requested for technical training in closing the gaps between technical skills/knowledge and modernized new systems for these additional staff. This will afford IT Services the opportunity to support the department successfully. DOC seeks funding to support the needed annual technical training for the IT staff. Increasing technical skills and knowledge through yearly training will provide IT staff the opportunity to build upon their existing knowledge foundation and further advance their skills in order to support the current and future increase in future business service requirements.

The resources requested specific to Item A are \$1,784,819 General Fund, 6 positions, 6.00 FTE.

B. Position authority for staff needed for the immediate critical and increasing demands

Increasing the number of IT Services positions is immediately needed to ensure the DOC IT Services staffing levels modestly meet most of the department's critical and increasing demands for essential technology services and compliance. This component requests 14 additional positions which represents an overall DOC staffing increase of 0.3 percent

PEM-G Deputy CIO

- ISS8 Senior Project Manager
- ISS8 Senior Business Analyst (x2)
- ISS8 Senior Business Solutions Architect
- ISS8 Senior Software Quality Assurance Engineer
- ISS8 Senior Systems Analyst (x2)
- ISS7 IT Contracts and Receiving Analyst
- ISS7 IT eDiscovery Records Analyst
- ISS6 IT System Center Administrator

BUDGET NARRATIVE

- ISS6 IT Asset & Lifecycle Program Manager
- ISS5 IT Change Manager
- ISS3 Service Desk Analyst (Swing Shift)

These additions to the Agency's IT Services will allow the CIO to perform the strategic duties and manage external partnerships while the Deputy performs the internal IT operational duties. The Contracts Analyst performs the management and negotiation of the IT related contracts and acts as the liaison between IT vendors. Dedicated staff for asset management (hardware and software) will align DOC with continuous lifecycle policy compliance, processes and procedures and mandatory reporting requirements. In addition, dedicated staff will ensure inventory controls.

The current number of Service Requests (Service Request Governance Committee work efforts) and top priority IT projects is 129. Some of these projects have or will have Office of the State CIO governance applied to them. One of the challenges for DOC is the startup of a business project with technology components. This POP asks for more staff within the DOC IT Project Governance unit which would provide much needed capacity to maintain support of the current projects by allocating internal IT project staff with the business partners. This ability adheres/aligns to the Stage Gate and project requirements which is essential to the success of a project based on PMBOK standards. Today we have a void in this area and it has presented many challenges to business partners and IT Services. This additional capacity also provides increased efficiency and DOC will also decrease the risk of audit findings regarding equipment ownership and data security.

The management positions requested will provide adequate leadership and oversight based on our DOC's IT strategic services organization. Other state agencies (Revenue, Energy, Human Services, and Transportation) have been aligned in accordance with this support model, i.e. who have a Deputy CIO. These technology positions also represent the needed enterprise alignment within their associated roles and responsibilities for our agency.

Funding is also requested for technical training to close gaps between technical skills/knowledge and modernized new systems for these additional staff. Technology training is required to keep staff up to date with industry changes and best practices. Keeping staff currently trained offsets the need for external expertise which will also provide cost savings for the agency. In addition, training helps DOC avoid costly security incidents, disruptive downtime and identifying technical vulnerabilities towards full remediation. Training for organizational change management allows organizational change expertise that will help transform the DOC culture to better align with its strategic plans and improve employee wellness.

DOC has existing facility capacity to house the additional positions in this request.

The resources requested specific to Item B are \$3,596,534 General Fund, 14 position classifications, 14.00 FTE.

C. Staffing to align the department's long-term needs for critical technology services

BUDGET NARRATIVE

This request seeks to align DOC's IT staffing level by increasing the number of IT positions to match the strategic services roadmap which identifies the critical service areas and the platforms and resources to needed to support them. This component request 43 additional positions which represents an overall DOC staffing increase of 0.9 percent.

- Application Services:
 - Three ISS7 Third Party Application Integration Management Analysts
 - One ISS8 Senior Application Solutions Architect
 - One ISS8 Senior Database Administrator/Data Modeler
 - Four ISS7 Data Analysts
 - Three ISS7 Application Quality Assurance Testing and Training Analysts
 - Four ISS7 Mobility Services Engineers
 - One PEM E SA/QA Services Manager (what is SA?)
 - One PEM E Data Services/Development/Operations Manager?
 - One PEM E Application Development and Support Manager
 - One OS2 Office Support Staff

These additions to the Application Services team will allow:

- Adding Quality Assurance services, Application Testing services, Release management services , Technical Writing, and Application Training services
- Adding Dev / OPs functions such as Application Platform management, Technology Stack management, and Interoperability services
- Adding Big Data services such as Data Management and Data Analytics services
- Adding Mobility skills for mobile app services
- Adding third party application integration management services
- Sufficient management services staff

Information Systems Services:

- One PEM D management staff (Information Systems Manager)
- One ISS7 Domain Administrator
- One ISS6 Network Administrators
- One ISS7 System Engineer
- One ISS8 Senior Intranet/Extranet Administrator
- One ISS7 Enterprise Mobile Management Administrator
- One ISS7 Unified Communications Analyst

BUDGET NARRATIVE

These positions would provide complete and comprehensive information systems management services. This staffing will provide the opportunity to engage in strategic planning and the ability to implement lower-cost, higher-efficiency technical solutions for communications, networking, security and telephony. The resulting planning and operational support capabilities will ensure greatly improved and timely response to DOC business needs. Information Systems spends the vast majority of its time reacting to circumstances - much to the detriment of strategic and long-term planning. This has prevented DOC from upgrading software and systems and effectively monitoring system environments to proactively address incidents and problems before they impact the DOC community.

Additional staff would result in faster incident resolution and more reasonable and timely solutions for business requests in areas such as communication, education, and security. It will also allow for adequate resources to research emerging technologies that will provide business units greater capabilities in such areas as intranet, mobile-based computing and, shared resources. It will also allow Information Systems to contribute more meaningfully to the safe and secure operation and fulfillment of DOC institutions, responsibilities and operations.

IT Project Governance and Enterprise Architecture:

- One PEM E Project Delivery Office Manager
- One ISS8 Senior Program Manager
- One ISS6 Project Coordinator
- One AAS1 Administrative Assistant

These positions to the IT Project Governance and Enterprise Architecture unit will establish a holistic approach to providing technology services aligning with industry best practices and to support the Office of the State CIO's oversight processes. This approach would establish a team collectively analyzing, managing, and delivering current and proposed DOC projects based on various characteristics as well as IT investments initiatives supporting DOC's strategic plan (Destination 2026).

IT Support Services:

- One ISS3 Service Desk Analyst
- Nine ISS5 Technical Support Analysts (distributed statewide)
- One PEM D East Region field staff Manager
- One PEM D West Region field staff Manager

These additions to the IT Support Services and Service Desk teams will allow:

- Increased management oversight.

BUDGET NARRATIVE

- Adding nine Technical Support Analysts would substantially improve our analyst-to-supported user ratio resulting in 130 users to 1 analyst. These staff will be distributed statewide to meet the need for business analysis, end user technology training, and support for increasing AIC access to automation needs.
- In so doing, DOC adds a much-needed dimension and provides for increased efficiencies to the business and partners based on Information Technology Infrastructure Library best practices.
- Increased security posture.
- Adding one Service Desk staff will provide coverage improvements; increase the efficiencies of problem resolution for 24x7 business needs.

The resources requested specific to Item C are \$10,502,771 General Fund, 43 positions, 43.00 FTE.

D. Annual technical training for existing IT Services Staff

Funding is also requested for technical training in closing the gaps between technical skills and knowledge and modernized new systems for existing staff. This will afford IT Services the opportunity to support the department successfully. DOC seeks funding to support the needed annual technical training for the IT staff. Increasing technical skills and knowledge through yearly training will provide IT staff the opportunity to build upon their existing knowledge foundation and further advance their skills in order to support the current and future increase in future business service requirements.

Technology training is required to keep staff up to date with industry changes and best practices. Adequately trained employee's offsets the need for external expertise which will also provide cost savings for the agency. In addition, training helps DOC avoid costly security incidents, disruptive downtime and identifying technical vulnerabilities towards full remediation. Training for organizational change management allows organizational change expertise that will help transform the DOC culture to better align with its strategic plans and improve employee wellness.

The resources requested specific to Item D are \$466,904 General Fund, 0 positions, 0.00 FTE.

Quantifying Results

The strategic initiatives this concept plans to support are:

- Oregon Governor's priority and core value
 - One of the Governor's core values is the efficient and effective delivery of government services.
 - The use of software and information technology is critical in improving service delivery and customer service for everyone involved, from employees to clients of the state.

BUDGET NARRATIVE

- DOC 10-year strategic plan, Destination 2026: Agency Destination 2026 “modern tools and technology are in place” and we are demonstrating innovative, efficient, and sustainable business practices.
- CORE Processes:
 - The supporting process (SP), SP 3.1 - Providing IT and communication services; by obtaining sufficient trained IT staff to provide IT services at the level required by the agency and its partners. This is a supporting process.
 - The Supporting Process (SP), SP 4.1, 4.3, and 4.9 – Mitigating Risk; by conducting risk assessments, managing security threats, and maintaining information security.

DOC will quantify and measure the results of the efforts described in this POP by the following:

- Allowing for the development of critical expertise in IT for key areas and to support cross-training that will maximize retention of skilled IT staff. DOC IT Services anticipates an overall staff retirement rate of 30-40 percent within the next five years.
- The number of support cases processed by the Technology Assurance Team has increased by over 50 percent in the past year.
- CIO Office dedicates >70 percent on daily tactical operational tasks which impedes outward facing and strategic tasks to be accomplished.
- Quality assurance (QA) establishes, maintains and enforces set requirements for developing reliable software applications. IT Services currently utilizes developers to perform limited ad-hoc QA. Dedicated FTE resources will permit a focus on reliable QA processes. The QA work unit is meant to increase customer confidence and IT credibility, while also improving work processes and efficiency by making the output measurable.
- DOC is a 24/7 operating agency. DOC staff have limited after hour support. Limited support is causing service delays in resolving major incidents.
- Current volume of IT Service Requests/ Projects equals 129; current demand exceeds the FTE to support these work efforts.
- DOC operates out of 25 geographically disbursed sites that includes over 12,000 hardware assets. Having zero (0) fulltime FTE towards Asset Management is causing a lack of adequate centralized asset controls for software and hardware. Dedicated FTE resources will ensure accurate inventory and cost control, enforcement of risk management and streamlined lifecycle management.
- Having zero (0) fulltime FTE for IT Change Management is resulting in 48 percent of changes not properly documented or failed. This impacts the business directly.

Agency Request Budget

Staffing Impact

Positions	63
FTE	63.00

Revenue Source

BUDGET NARRATIVE

General Fund	\$16,351,028
Other Fund	\$0

Governor's Budget

Staffing Impact

Positions	0
FTE	0.00

Revenue Source

General Fund	\$0
Other Fund	\$0

2021-2023 Fiscal Impact

This package was denied and will have no impact to the 2019-21 or 2021-23 biennia.

ESSENTIAL AND POLICY PACKAGE FISCAL IMPACT SUMMARY

Corrections, Dept of
Pkg: 116 - IT Services Staffing

Cross Reference Name: Administrative Services Division
Cross Reference Number: 29100-006-00-00-00000

<i>Description</i>	General Fund	Lottery Funds	Other Funds	Federal Funds	Nonlimited Other Funds	Nonlimited Federal Funds	All Funds
Revenues							
General Fund Appropriation	-	-	-	-	-	-	-
Total Revenues	-	-	-	-	-	-	-
Personal Services							
Class/Unclass Sal. and Per Diem	-	-	-	-	-	-	-
All Other Differential	-	-	-	-	-	-	-
Empl. Rel. Bd. Assessments	-	-	-	-	-	-	-
Public Employees' Retire Cont	-	-	-	-	-	-	-
Social Security Taxes	-	-	-	-	-	-	-
Unemployment Assessments	-	-	-	-	-	-	-
Worker's Comp. Assess. (WCD)	-	-	-	-	-	-	-
Mass Transit Tax	-	-	-	-	-	-	-
Flexible Benefits	-	-	-	-	-	-	-
Other OPE	-	-	-	-	-	-	-
Total Personal Services	-	-	-	-	-	-	-
Services & Supplies							
Instate Travel	-	-	-	-	-	-	-
Employee Training	-	-	-	-	-	-	-
Office Expenses	-	-	-	-	-	-	-
Data Processing	-	-	-	-	-	-	-
Other Services and Supplies	-	-	-	-	-	-	-
Expendable Prop 250 - 5000	-	-	-	-	-	-	-

ESSENTIAL AND POLICY PACKAGE FISCAL IMPACT SUMMARY

Corrections, Dept of
Pkg: 116 - IT Services Staffing

Cross Reference Name: Administrative Services Division
Cross Reference Number: 29100-006-00-00-00000

<i>Description</i>	General Fund	Lottery Funds	Other Funds	Federal Funds	Nonlimited Other Funds	Nonlimited Federal Funds	All Funds
Services & Supplies							
IT Expendable Property	-	-	-	-	-	-	-
Total Services & Supplies	-	-	-	-	-	-	-
Total Expenditures							
Total Expenditures	-	-	-	-	-	-	-
Total Expenditures	-	-	-	-	-	-	-
Ending Balance							
Ending Balance	-	-	-	-	-	-	-
Total Ending Balance	-	-	-	-	-	-	-
Total Positions							
Total Positions							-
Total Positions	-	-	-	-	-	-	-
Total FTE							
Total FTE							-
Total FTE	-	-	-	-	-	-	-

BUDGET NARRATIVE

Administration Services Division

117 Human Resource Staffing

Purpose

Policy Option Package 117 seeks to address the following:

- A. Employee/Labor Relations Positions
- B. Applicant Background Investigation Positions

A. Employee/Labor Relations Positions

This policy option package requests additional support for our one Human Resource (HR) legal affairs coordinator who responds to information requests as a result of subpoenas, PECBA information requests from our union partners, and general public records requests. If approved, this package would add one additional position within HR and provide additional support and capacity for DOC to process and respond to information requests. Recent changes to the Oregon public records law establishes specific deadlines for public agencies to acknowledge and complete public records requests. This additional position is critical to our ability to meet those timelines when responding to information requests.

DOC has a long proven track record of responding timely to requests for information from both our internal or external customers. Recently, we have struggled to meet our own expectations as well as our customers when it comes to timely delivery of documents. We work hard to develop solid working relationships with our labor partners and our fellow agencies. Currently there is only one position to handle these request for the entire DOC. Given the new ORS deadlines, we are finding it increasingly difficult to meet the expectations required of us. We must recognize the risk associated with the new ORS deadlines and act to avoid public scrutiny and potential penalties.

This policy option package allows DOC to respond within the specific timelines outlined in ORS192.324 and meet the expectation on the new requirements. It allows for us to maintain our established relationships with AFSCME and AOCE. This additional position will allow for consistent and adequate coverage when our staff member is out on leave as production deadlines are not typically extended due to someone being out on leave.

Year	# of information requests received
2015	121
2016	135
2017	170

BUDGET NARRATIVE

Establish positions for the purpose of reducing the amount of time an investigation takes to be completed and increase the likelihood that a staff member will have general HR policy discussions with a staff member who does not perform investigations.

The length of time an investigation takes to complete places high levels of stress on the individuals under investigation. In addition to the stress involved, once the investigation is complete staff then often feel uneasy getting HR advice on FMLA, leave usage or advancing their career path from the same HR manager who recently interviewed them for an investigation.

The number of opened investigations has grown over the past five years. In addition to the number of investigations, we are experiencing more staff requesting a different investigator due to perceptions around one being fair and unbiased. These requests make it difficult to find a new investigator in the area with availability to take on the case.

Currently, the agency has 10 HR manager positions that perform both general HR duties as well as conducting HR investigations. These staff are stationed at our larger correction institutions and are a part of the onsite staff. However, eight facilities operate without an onsite HR manager or on site HR investigator. This presents challenges when there is an immediate need to conduct an HR investigation and we have to arrange for an investigator to travel to the location. This process impacts the amount of time it takes for an investigation to be completed.

DOC has determined that it needs an additional five HR Analyst 3 positions to address this function. The HR Analyst 3 classification allows versatility between HR generalist work and HR investigation work. These positions will help us reduce the amount of time investigations take to be completed and allow HR policy discussions to be held with non-investigative staff.

Year	# of HR Investigations
2013	344
2014	392
2015	366
2016	477
2017	406

The resources requested specifically for Item A are \$1,409,816 General Fund, 6 positions, 6.00 FTE.

B. Applicant Background Investigation Positions

Increasing the number of HR staff to conduct backgrounds is needed to shorten the amount of days required to complete background investigations. Currently, each background investigation takes on average 20 business days to complete. Initiating the applicant's

BUDGET NARRATIVE

background investigation can be delayed for reasons such as the applicant not having all of the required documents to start the background, the applicant wanting to work for a location that doesn't have immediate availability and lack of applicant provided references participating in our background investigation. All of these factors that slow completion of our background investigation can be addressed with this policy option package.

If approved, these additional positions will allow our background unit to rely less on temporary employees. We consistently utilize 3 – 4 temporary employees to meet our customers' expectations for background investigations. Additionally, our background investigators frequently work overtime to complete of investigations in a timely manner. This policy option package would reduce our overtime and allow for better, more consistent background investigation conducted by a permanent DOC employee.

Number of backgrounds started in last 12 months (2/17 – 1/18)	494
Total Correctional Officer hires in last 12 months (2/17 – 1/18)	222

The resources requested specifically for Item B are \$642,870 General Fund, 3 positions, 3.00 FTE.

How Achieved

A. Employee/Labor Relations Positions

DOC proposes adding one additional HR Analyst 2 position to the Legal Affairs work unit. If approved, this position and the current Legal Affairs position will work with DOC's IT unit, agency managers and our partners from outside agencies to produce the documents outlined in each request. The HR Analyst 2 will support production of documents and processing of legal actions involving a DOC employee on a statewide level.

Implementing this position enhances our resources and negates risk associated with the deadlines in ORS, establishes positions for the purpose of reducing the amount of time an investigation takes to be completed and increase the likelihood that a staff member will have general HR policy discussions with a staff member who does not perform investigations.

The length of time an investigation takes to complete places high levels of stress on the individuals under investigation. In addition to the stress involved, once the investigation is complete staff then often feel uneasy getting HR advice on FMLA, leave usage or advancing their career path from the same HR manager who recently interviewed them for an investigation.

The department needs additional positions to conduct investigations because the number of opened investigations has grown over the past five years. We are also experiencing more staff requesting a different investigator due to perceptions around one being fair and unbiased. These requests make it difficult to find a new investigator in the area with availability to take on the case.

BUDGET NARRATIVE

DOC currently supports 10 HR manager positions that perform both general HR duties as well as conducting HR investigations. These staff are stationed at our larger correction institutions and are a part of the onsite staff. However, 8 facilities operate without an onsite HR manager or on site HR investigator. This presents challenges when there is an immediate need to conduct an HR investigation and we have to arrange for an investigator to travel to the location. This process impacts the amount of time it takes for an investigation to be completed.

DOC has determined that it needs an additional five HR Analyst 3 positions to address this function. The HR Analyst 3 classification allows versatility between HR generalist work and HR investigation work. These positions will help us reduce the amount of time investigations take to be completed and allow HR policy discussions to be held with non-investigative staff.

Year	# of HR Investigations
2013	344
2014	392
2015	366
2016	477
2017	406

By distributing the requested five positions to DOC locations based on work need, HR can provide the level of service that our managers and employees expect. Assigning one position to DRCI will provide the necessary HR presence in order to accomplish HR generalist goals. The remaining four HRA three positions could be distributed to provide additional investigation coverage to DRCI, the Salem area, CCCF and SRCI.

These additional positions will reduce dependency on temporary employees to address our HR work need. This means DOC employees will have their HR needs addressed by full time permanent employees. By not filling these positions, the agency is subjected to negative scrutiny from DAS and our own labor partners.

B. Applicant Background Investigation Positions

3 – HR Investigator 2 positions

Quantifying Results

A. Employee/Labor Relations Positions

BUDGET NARRATIVE

DOC's Legal Affairs work unit currently tracks the number of information requests that are filed and the amount of time until closing those requests. We believe this additional position will reduce the amount of time it takes for us to complete information requests and document production requests. We will continue to track this key indicator as it is important to our ongoing relationships with our customers.

If this policy option package is approved, the DOC expects a significant drop in the amount of time required to complete investigations. Tracking the amount of time investigations remain open will be a CORE measurable and is a cornerstone to key divisional improvements we see in the next 18 months.

B. Applicant Background Investigation Positions

If this policy option package is approved, HR expects overtime hours to be reduced and a significant drop in the amount of days required to complete a background investigation. These actions are fundamental to HR's delivery of a better, more customer service minded approach to our business.

HR currently tracks to number of days required to complete background investigations and the amount of days it takes from application received to hire date. These additional positions will allow us to reset expectations for these key areas and delivery a timelier product to our stakeholders.

Agency Request Budget

Staffing Impact

Positions	9
FTE	9.00

Revenue Source

General Fund	\$2,052,686
Other Funds	\$0

Governor's Budget

Staffing Impact

Positions	0
-----------	---

BUDGET NARRATIVE

FTE 0.00

Revenue Source

General Fund \$0
Other Funds \$0

2021-23 Fiscal Impact

This package was denied and will have no impact to the 2019-21 or 2021-23 biennia.

ESSENTIAL AND POLICY PACKAGE FISCAL IMPACT SUMMARY

**Corrections, Dept of
Pkg: 117 - HR Staffing**

**Cross Reference Name: Administrative Services Division
Cross Reference Number: 29100-006-00-00-00000**

<i>Description</i>	General Fund	Lottery Funds	Other Funds	Federal Funds	Nonlimited Other Funds	Nonlimited Federal Funds	All Funds
Revenues							
General Fund Appropriation	-	-	-	-	-	-	-
Total Revenues	-	-	-	-	-	-	-
Personal Services							
Class/Unclass Sal. and Per Diem	-	-	-	-	-	-	-
Overtime Payments	-	-	-	-	-	-	-
Shift Differential	-	-	-	-	-	-	-
All Other Differential	-	-	-	-	-	-	-
Empl. Rel. Bd. Assessments	-	-	-	-	-	-	-
Public Employees' Retire Cont	-	-	-	-	-	-	-
Social Security Taxes	-	-	-	-	-	-	-
Unemployment Assessments	-	-	-	-	-	-	-
Worker's Comp. Assess. (WCD)	-	-	-	-	-	-	-
Mass Transit Tax	-	-	-	-	-	-	-
Flexible Benefits	-	-	-	-	-	-	-
Total Personal Services	-	-	-	-	-	-	-
Services & Supplies							
Instate Travel	-	-	-	-	-	-	-
Employee Training	-	-	-	-	-	-	-
Office Expenses	-	-	-	-	-	-	-
Data Processing	-	-	-	-	-	-	-
Other Services and Supplies	-	-	-	-	-	-	-
Expendable Prop 250 - 5000	-	-	-	-	-	-	-

ESSENTIAL AND POLICY PACKAGE FISCAL IMPACT SUMMARY

Corrections, Dept of
Pkg: 117 - HR Staffing

Cross Reference Name: Administrative Services Division
Cross Reference Number: 29100-006-00-00-00000

<i>Description</i>	General Fund	Lottery Funds	Other Funds	Federal Funds	Nonlimited Other Funds	Nonlimited Federal Funds	All Funds
Services & Supplies							
IT Expendable Property	-	-	-	-	-	-	-
Total Services & Supplies	-	-	-	-	-	-	-
Total Expenditures							
Total Expenditures	-	-	-	-	-	-	-
Total Expenditures	-	-	-	-	-	-	-
Ending Balance							
Ending Balance	-	-	-	-	-	-	-
Total Ending Balance	-	-	-	-	-	-	-
Total Positions							
Total Positions							-
Total Positions	-	-	-	-	-	-	-
Total FTE							
Total FTE							-
Total FTE	-	-	-	-	-	-	-

BUDGET NARRATIVE

Administrative Services Division

119 Fire Safety Systems

Purpose

Policy Option Package 119 seeks to address funding needs:

- A. Staffing for agency safety to oversee statewide DOC safety, Occupational Safety and Health Administration (OSHA), and other regulatory requirements.
- B. Staffing to oversee statewide fire system testing and maintenance.
- C. DOC safety structure consists of one Safety Administrator that oversees all DOC locations. While the agency's safety program has made significant positive strides under this structure, it is considerably understaffed. One person centrally located is not sufficient to deal with safety issues and claims statewide at 14 different institutions and additional support sites.

This POP requests five additional staff to include one Safety Administrator PEM E, one Eastside Safety Specialist PEM D, one Program Analyst 2, and two Human Resource Analyst 2.

The resources requested for Item A are \$1,167,172 General Fund, 5 positions, 5.00 FTE.

DOC does not have the specialized equipment necessary, nor do its employees meet the qualified technician standard to perform fire alarm and suppression system inspections, testing, and repair. DOC has competitively advertised and awarded agency specific price agreements for these required services. The price agreements meet the minimum National Fire Protection Association (NFPA) requirements as adopted by the Oregon State Fire Marshal and will require expending \$1,625,260 per biennium for the inspections at all DOC institutions and 2 administration facilities. When the inspections are performed, deficiencies are documented requiring correction. Repair costs following the inspections have averaged 27 percent of the inspection costs. The combined biennial cost for the inspections and correction of the deficiencies identified is \$2,064,081. This cost that has not been previously factored into DOC's budget.

Managing safe prisons is one of DOC's CORE process business measures and the inspection and maintenance of fire protection systems is in support of this measure. The ongoing maintenance, repair, and testing of these fire detection and suppression systems is mandated by law. Failure to properly adhere to the established guidelines and rules is a significant risk to the life, health, and safety of DOC staff and AICs.

The resources requested for Item B are \$4,120,223 General Fund, 2 positions, 2.00 FTE.

BUDGET NARRATIVE

How Achieved

A. The requested positions to oversee the safety, OSHA and other regulatory requirements will:

Safety Administrator:

- Oversees the safety and fire programs/staff for the agency;
- Deals with OSHA and other regulatory agencies for inspections/fines/citations;
- Maintains the budget for safety and fire;
- Deals with the union concerns and agency wide decisions; and
- Focuses on the west side safety and Fire related topics.

Westside Workers Compensation Specialist:

- Handles all the Westside workers compensation and off the job injury cases;
- Provides safety and fire support; and
- Works with the Safety Administrator to reduce claims and time loss.

Eastside Workers Comp Specialist:

- Handles all the eastside workers compensation and off the job injury cases;
- Provides safety and fire support; and
- Works with the Safety Administrator to reduce claims and time loss.

Eastside Safety/Fire Specialist:

- This position would focus on safety/fire related topics/training for the eastside Program Analyst II;
- This position would schedule the agency fire system testing for all locations; and
- This position would work directly with the Safety Administrator to maintain and dispense fire system budgeted monies.

B. DOC has fire systems at 17 facilities. All of these services are included in a convenience price agreement with a single contractor to perform both system testing and maintenance. DOC will ensure system testing is completed at each site by assigning funding responsibility for inspections and testing to a single cost center controlled by the Safety Program. DOC requests two FTE positions (one management and one represented) to coordinate scheduling and documentation of the required inspections and correction of identified inspection deficiencies.

DOC requests an additional \$2,532,069 added to the operating budget to fund the inspections, repairs and program administration.

BUDGET NARRATIVE

Agency Request Budget

Staffing Impact

Positions	7
FTE	7.00

Revenue Source

General Fund	\$5,287,395
Other Funds	\$0

Governor's Budget

Staffing Impact

Positions	0
FTE	0.00

Revenue Source

General Fund	\$0
Other Funds	\$0

2021-23 Fiscal Impact

This package was denied and will have no impact to the 2019-21 or 2021-23 biennia.

ESSENTIAL AND POLICY PACKAGE FISCAL IMPACT SUMMARY

**Corrections, Dept of
Pkg: 119 - Safety & Fire Compliance**

**Cross Reference Name: Administrative Services Division
Cross Reference Number: 29100-006-00-00-00000**

<i>Description</i>	General Fund	Lottery Funds	Other Funds	Federal Funds	Nonlimited Other Funds	Nonlimited Federal Funds	All Funds
Revenues							
General Fund Appropriation	-	-	-	-	-	-	-
Total Revenues	-	-	-	-	-	-	-
Personal Services							
Class/Unclass Sal. and Per Diem	-	-	-	-	-	-	-
Overtime Payments	-	-	-	-	-	-	-
All Other Differential	-	-	-	-	-	-	-
Empl. Rel. Bd. Assessments	-	-	-	-	-	-	-
Public Employees' Retire Cont	-	-	-	-	-	-	-
Social Security Taxes	-	-	-	-	-	-	-
Unemployment Assessments	-	-	-	-	-	-	-
Worker's Comp. Assess. (WCD)	-	-	-	-	-	-	-
Mass Transit Tax	-	-	-	-	-	-	-
Flexible Benefits	-	-	-	-	-	-	-
Total Personal Services	-	-	-	-	-	-	-
Services & Supplies							
Instate Travel	-	-	-	-	-	-	-
Employee Training	-	-	-	-	-	-	-
Office Expenses	-	-	-	-	-	-	-
Data Processing	-	-	-	-	-	-	-
Professional Services	-	-	-	-	-	-	-
Facilities Maintenance	-	-	-	-	-	-	-
Other Services and Supplies	-	-	-	-	-	-	-

ESSENTIAL AND POLICY PACKAGE FISCAL IMPACT SUMMARY

Corrections, Dept of
Pkg: 119 - Safety & Fire Compliance

Cross Reference Name: Administrative Services Division
Cross Reference Number: 29100-006-00-00-00000

<i>Description</i>	General Fund	Lottery Funds	Other Funds	Federal Funds	Nonlimited Other Funds	Nonlimited Federal Funds	All Funds
Services & Supplies							
Expendable Prop 250 - 5000	-	-	-	-	-	-	-
IT Expendable Property	-	-	-	-	-	-	-
Total Services & Supplies	-	-	-	-	-	-	-
Total Expenditures							
Total Expenditures	-	-	-	-	-	-	-
Total Expenditures	-	-	-	-	-	-	-
Ending Balance							
Ending Balance	-	-	-	-	-	-	-
Total Ending Balance	-	-	-	-	-	-	-
Total Positions							
Total Positions	-	-	-	-	-	-	-
Total Positions	-	-	-	-	-	-	-
Total FTE							
Total FTE	-	-	-	-	-	-	-
Total FTE	-	-	-	-	-	-	-

DETAIL OF LOTTERY FUNDS, OTHER FUNDS, AND FEDERAL FUNDS REVENUE

Corrections, Dept of
2019-21 Biennium

Agency Number: 29100
Cross Reference Number: 29100-006-00-00-00000

<i>Source</i>	2015-17 Actuals	2017-19 Leg Adopted Budget	2017-19 Leg Approved Budget	2019-21 Agency Request Budget	2019-21 Governor's Budget	2019-21 Leg. Adopted Audit
Other Funds						
Charges for Services	364,412	3,574,438	3,574,438	5,714,624	5,714,624	-
Rents and Royalties	292,893	274,328	274,328	313,429	313,429	-
Sales Income	295,656	511,196	511,196	598,800	598,800	-
Loan Repayments	-	23,690	23,690	-	-	-
Other Revenues	1,125,294	2,448,629	2,448,629	533,447	533,447	-
Transfer Out - Intrafund	(557,530)	-	-	-	-	-
Total Other Funds	\$1,520,725	\$6,832,281	\$6,832,281	\$7,160,300	\$7,160,300	-

DETAIL OF LOTTERY FUNDS, OTHER FUNDS, AND FEDERAL FUNDS REVENUE

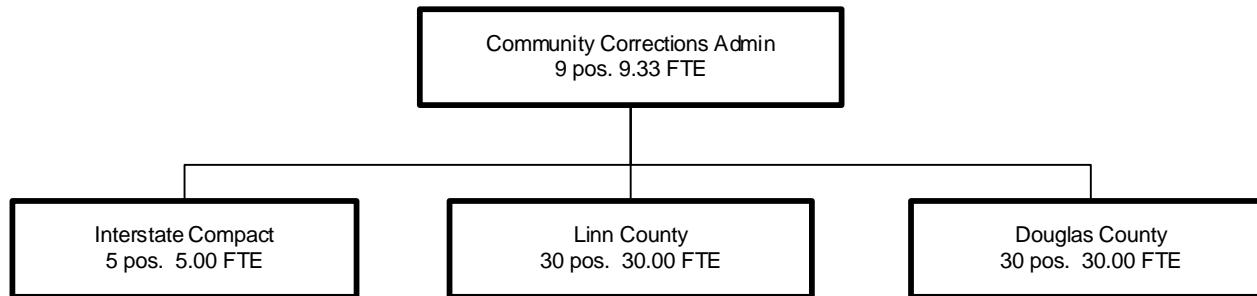
Source	Fund	ORBITS Revenue Acct	2015-2017 Actual	2017-19 Legislatively Adopted	2017-19 Legislatively Approved	2019-21		
						Agency Request	Governor's Balanced	Legislatively Adopted
Commissary sales.	Other	0410	\$364,412	\$3,574,438	\$3,574,438	\$5,714,624	\$5,714,624	\$0
Warehouse space rental; land, building and cell tower leases	Other	0510	\$292,893	\$274,328	\$274,328	\$313,429	\$313,429	0
Secure ID token sales; Oregon Youth Authority food sales; land, pallet, scrap metal and surplus asset sales	Other	0705	\$295,656	\$511,196	\$511,196	\$598,800	\$598,800	0
Loan Repayments	Other	0925	0	\$23,690	\$23,690	0	0	0
Other Revenues	Other	0975	\$1,125,294	\$2,448,629	\$2,448,629	\$533,447	\$533,447	0
Transfer out – Intrafund	Other	2010	(\$557,530)	0	0	0	0	0

BUDGET NARRATIVE

This page intentionally left blank.

BUDGET NARRATIVE

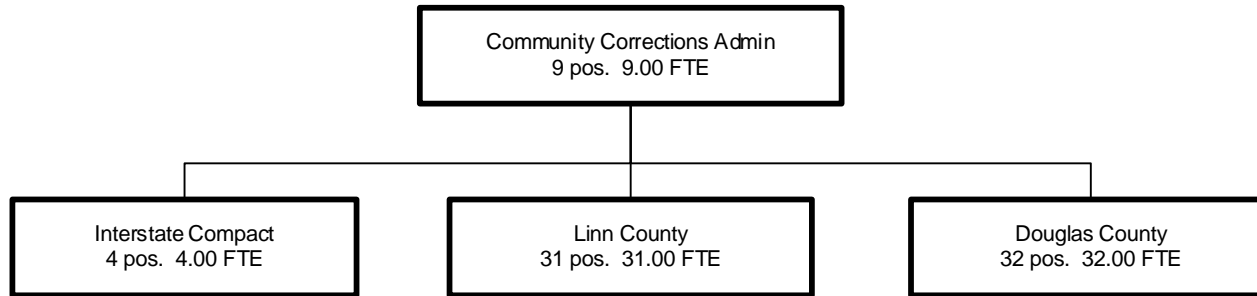
OREGON DEPARTMENT OF CORRECTIONS Community Corrections Division Organizational Chart 2017 -19 Legislatively Approved Budget



Total Positions: 74
FTE: 74.33

BUDGET NARRATIVE

OREGON DEPARTMENT OF CORRECTIONS Community Corrections Division Organizational Chart 2019 -21 Agency Request Budget



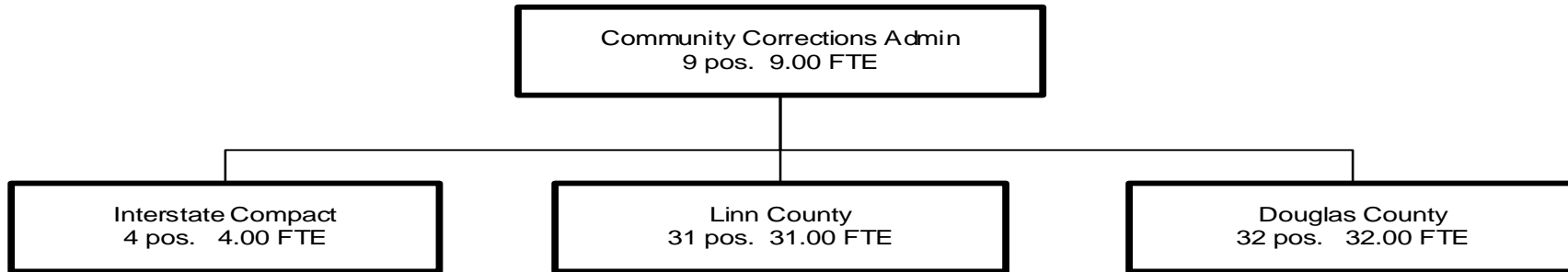
Total Positions: 76
FTE: 76.00

BUDGET NARRATIVE

OREGON DEPARTMENT OF CORRECTIONS

Community Corrections Division Organizational Chart

2019 -21 Governor's Budget



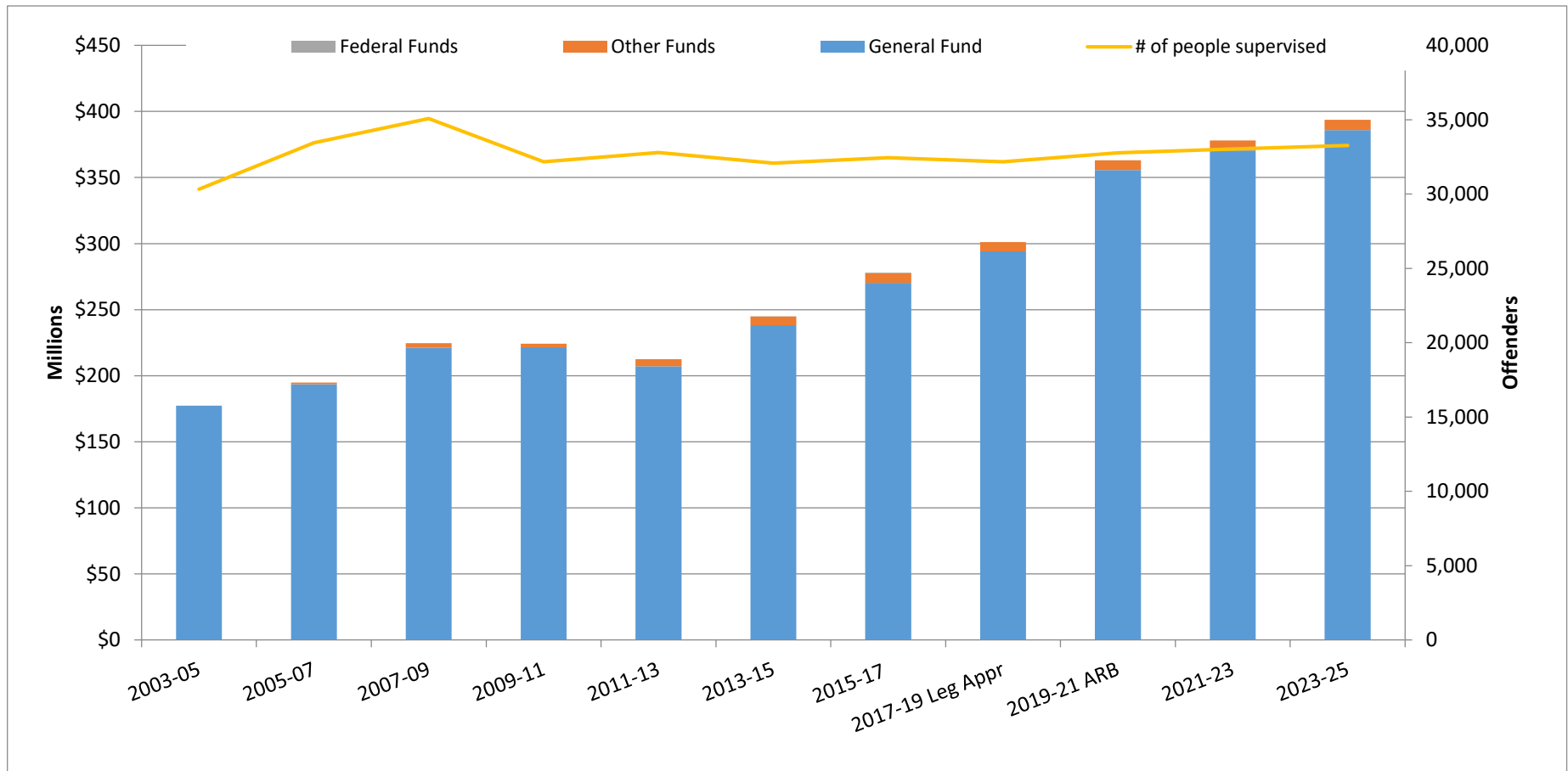
Total Positions: 76
FTE: 76.00

BUDGET NARRATIVE

Community Corrections

Program Unit Executive Summary

- a. Long-Term Focus Areas that are impacted by the program: Healthy and Safe Oregonians, Excellence in State Government
- b. Primary Program Contact: Jeremiah Stromberg, Assistant Director for Community Corrections
- c. Total Funds Budget



BUDGET NARRATIVE

d. Program Overview

Community Corrections is a function of state government operated in partnership with local, county operated Community Corrections agencies. Community Corrections supervision, sanctions, and programs provide an effective means of holding people on supervision accountable, while at the same time addressing causes of criminal behavior and reducing the risk of future criminal behavior.

e. Program Funding Request

This program is requesting \$355,696,804 General Fund to provide supervision, community-based sanctions, and correctional programs for over 32,000 people on supervision in the community. Current and future biennial program funding costs are driven by several factors. Caseload size coupled with the population forecast and legislative action impacts workload, which directly effects funding for this program. In addition, ORS 423.486 requires the department, every six years to conduct a study to determine the actual costs incurred by each county to provide program services. The results of this study impact the daily rates used to build the program budget. Estimated costs for 2021-23 are \$370,479,553 and \$385,957,185 for 2023-25.

f. Program Description

Community Corrections supervision, services, and sanctions are provided by counties through intergovernmental agreement with DOC or directly by DOC in Linn and Douglas Counties. Community Correction's activities include supervision, community-based sanctions, and correctional programs directed at over 32,000 people who have committed felony crimes and are serving sentences of felony probation, parole, post-prison supervision, or prison sentences of 12 months or less served at the county level. Supervision is provided by probation and parole officers, and the intensity is guided by the individual's behavior and risk of committing new crimes. Program activities include:

- **Evaluating each individual's likelihood to commit new crimes.** The risk to commit new crimes is determined by applying an objective risk-assessment tool that classifies individual's according to their risk to re-offend. Probation and parole officers apply more intensive supervision to those people most likely to commit new crimes.
- **Evaluating each individual's criminal risk factors.** Probation and parole officers identify criminal risk factors and tailor case management plans to address them, thus mitigating the chances that a person will engage in future criminal activity.
- **Monitoring behavior according to risk to re-offend.** Those who present the greatest risk to commit new crimes have the most contact with the probation/parole officer. To monitor compliance with the conditions of supervision, people are subject to unannounced home visits, searches, employment checks, office appointments, random urine testing for drug use, and

BUDGET NARRATIVE

polygraph testing.

- **Employing a continuum of effective community-based sanctions and positive reinforcements.** Community-based sanctions, such as electronic monitoring, community service, work crews, day reporting centers, intensive supervision, and jail time are used to hold people accountable when they are not following the rules of their supervision. Likewise, recognition of completing goals and positive pro-social behavior is reinforced through verbal praise, monetary rewards such as bus passes, gift cards, clothing vouchers, and the possible reduction or termination of supervision.
- **Offering programs designed to address the causes of criminal behavior, thus reducing the risk of criminal activity.** Community Corrections agencies provide correctional programs such as alcohol and drug treatment, sex offender treatment, employment counseling, and mental health services in order to promote long-term behavior change. Research has demonstrated that treatment, combined with supervision, has the greatest impact on reducing criminal activity when compared to any other criminal justice system sanction.

Costs in this program are driven by the number and risk levels of people being supervised, and by the number of people serving prison sentences of 12 months or less locally. Of note, per ORS 423.483, funding for this program must equal or exceed a baseline level; otherwise counties can opt out and relinquish control to the state.

g. Program Justification and Link to Long-Term Outcomes

The purpose of Community Corrections is to contribute to the health and safety of Oregonians by preventing current and future criminal behavior of those on supervision for conviction of a crime. In order to achieve the health and safety of Oregonians, the following strategies are employed:

- **Deter crimes from occurring:** Supervision targeted at people most likely to re-offend, correctional programs targeted at criminal risk factors, and swift and sure sanctions to address violations all deter crime from occurring.
- **Reduce reliance on prison:** Community-based sentencing options provide a less costly, yet effective, response to crime for many people when compared to a prison sentence.
- **Increase success after release from prison:** Individual's must be monitored, assisted, and provided with treatment by community corrections to facilitate a successful transition from prison to community living.

h. Program Performance

BUDGET NARRATIVE

The Community Corrections Division monitors performance through the agency's scorecard. The performance measures that apply to Community Corrections are as follows.

Measure Name	Measure Calculation	Baseline Target	2 nd Half 2016 Closures	1 st Half 2017 Closures	2 nd Half 2017 Closures
Positive Case Closure, Statewide Post-Prison Supervision	Percentage of Post-Prison Supervision people who successfully complete community supervision.	65%	64.2%	61.3%	65.6%
Positive Case Closure, Statewide Probation Supervision	Percentage of Probation people who successfully complete community supervision.	65%	60.5%	59.2%	58.8%

Measure Name	Measure Calculation	Baseline Target	2 nd Half 2013 Cohort	1 st Half 2014 Cohort	2 nd Half 2014 Cohort
Arrest for any new crime, Statewide, Probation	36-month recidivism rate of people admitted to Probation.	40%	50.9%	50.4%	51.4%
Arrest for any new crime, Statewide, Post-Prison Supervision	36-month recidivism rate of people released to Post-Prison Supervision.	40%	54.9%	55.0%	56.5%
Conviction for a new crime, misdemeanor or felony, Statewide, Probation	36-month recidivism rate of people admitted to Probation.	30%	44.9%	44.0%	43.0%
Conviction for a new crime, misdemeanor or felony, Statewide, Post-Prison Supervision	36-month recidivism rate of people released to Post-Prison Supervision.	30%	40.9%	41.2%	43.0%
Incarceration for a new felony crime, Statewide, Probation	36-month recidivism rate of people admitted to Probation.	10%	14.5%	14.2%	13.7%
Incarceration for a new felony crime, Statewide, Post-Prison Supervision	36-month recidivism rate of people released to Post-Prison Supervision.	10%	17.2%	18.4%	18.7%

BUDGET NARRATIVE

Additional performance measures for Community Corrections are as follows:

Assisting individuals to change.

- As measured by individual's benefitting from treatment programs: 31 percent were actively participating in treatment, better than the target of 22 percent.
- As measured by employment rates for people under supervision: 54 percent of them are reported to be working, slightly more than the target rate of 50 percent.

Providing reparation to crime victims.

- As measured by the average percentage of restitution collected that is owed to victims: 19 percent of restitution ordered is collected, less than the target of 35 percent.
- As measured by the average percent of community services hours completed by people: 42 percent of community services hours ordered is performed, better than target of 45 percent.

Short-Term Transitional Leave Success: 92 percent of AICs released to STTL successfully complete their leave period and are subsequently released to post-prison supervision.

i. Enabling Legislation/Program Authorization

Community Corrections, including funding and program performance, is governed by the Community Corrections Act found in Oregon Revised Statutes 423.475 to 423.565. The statutes define duties of the state and the counties, as well as establish partnership conditions with counties that house those who have committed felonies with sentences less than one year and that supervise people convicted of felonies or designated drug-related misdemeanors who are on parole, probation, or post-prison supervision. The statutes also define baseline funding for the counties and provide for regular periodic review of reimbursement rates.

- ORS 421.168 Short-Term Transitional Leave
- ORS 169.070 (1) Jail Inspections
- ORS 144.600 Interstate Compact
- ORS 133.747 Fugitive Extraditions
- 2015 c.830 §1 (HB 3503) Family Sentencing Alternative Program

j. Describe the various funding streams that support the program

BUDGET NARRATIVE

The program is funded almost entirely with General Fund dollars. There is a small amount of Other Funds, which makes up approximately two percent of the division's budget as a result of supervision fee collection in Linn and Douglas Counties, distribution of the Criminal Fine Account to counties, and the division's portion of Inmate Welfare Fund revenue.

k. Describe how the 2019-21 funding proposal compares to the program authorized for the agency in 2017-19

During the 2019-21 biennium, Community Corrections will continue providing supervision, community-based sanctions, and correctional programs for more than 32,000 people. Similar to 2017-2019, the Community Corrections Division has submitted a request for additional position authority to support increased workload, primarily as a result of significant and ongoing caseload growth in both Linn and Douglas Counties for which funding already exists.

- Policy Package 104 – Linn & Douglas FTE Adjustment. This package requests to move funds from Grant in Aid special payments to personnel services for Linn and Douglas Counties to eliminate double-fills.

Program Unit Narrative

The Community Corrections Division includes the following subunits: Administration, Short-Term Transitional Leave, Family Sentencing Alternative Pilot Program, Interstate Compact and Fugitive Extraditions, Jail Inspections, and Douglas and Linn County Community Corrections. The following is an overview of each subunit.

Community Corrections Administration

Community Corrections Administration (CCA) oversees state policy for community corrections:

- Manages intergovernmental agreements with various county partners;
- Provides ongoing technical assistance to County Community Corrections systems in the areas of evidence-based practices and effective program implementation and operation;
- Develops and delivers trainings, statewide and at DPSST to DOC and County Community Corrections staff on the use of assessment and case planning tools;
- Assesses and evaluates institutional and community-based treatment programs funded through state general funds as required by ORS 182.525;
- Provides automation and IT system technical support and training to all county users;
- Works with the agency's Office of Research and Projects to respond to all community-based research and data requests;
- Coordinates and responds to biennial reviews of county compliance with intergovernmental agreements; and
- Oversees the financial distribution of funds to county partners.

These dollars include Grant in Aid (i.e., CCA funds), Inmate Welfare Fund Subsidy, M57 Supplemental Funds for Drug Addicted people, Sexually Violent Dangerous Offender funds (typically distributed to County Community Corrections agencies), SB 395 Jail

BUDGET NARRATIVE

Reimbursement for Repeat DUI Offenders, and HB 3503 Family Sentencing Alternative Pilot Program Funds distributed to designated pilot counties.

Short-Term Transitional Leave Unit

This unit is responsible for oversight and day-to-day management of the agency's short-term transitional leave program, which allows certain AICs to serve up to 120 days of the remainder of their sentences in the community, provided they meet all statutory and policy requirements.

Family Sentencing Alternative Pilot Program Unit

This unit is responsible for oversight of the agency's Family Sentencing Alternative Pilot Program, a partnership between participating community corrections agencies, county circuit courts, and the Department of Human Services. Oversight includes distribution of funds allocated by HB 3503 to participating counties for the purpose of funding probation officer positions and services, training and facilitation of stakeholder communication, and tracking and reporting of participant data, outcomes, and efficacy data.

Interstate Compact for Adult Supervision (ICAOS)/Fugitive Extraditions Unit

This unit is responsible for the transfer of adult supervision between states and oversight and coordination of timely, safe, and cost-effective methods of return for all DOC and Board of Parole and Post-Prison Supervision fugitives apprehended in the U.S. and its territories, as well as international locations.

Jail Inspections Unit

This program is responsible for the inspection of lockups, temporary holds, and juvenile detention facilities to ensure compliance with the standards established in ORS 169.076 and 169.740. In addition, this unit provides technical assistance to local governmental agencies in the planning and operation of such facilities.

Douglas and Linn County Community Corrections

Two of Oregon's 36 County Community Corrections agencies are directly administered by DOC due to opt-out. The primary function of Douglas and Linn County Community Corrections is to provide supervision, sanctions, and services to roughly 2,600 of Oregon's approximately 32,000 adults placed on designated drug-related misdemeanor probation, felony probation, parole, or post-prison supervision. The statewide community corrections population has seen a steady downward trend; however, in both Linn and Douglas counties, the caseload has seen steady growth, which has resulted in the need for additional position authority to manage the current workload. These positions will be funded with monies already received from growth in previous biennia.

BUDGET NARRATIVE

Proposed New Laws that Apply to the Program Unit

- LC 29100/001 would expand statute to include Adult Parole and Probation Officers in the group that receives a life insurance policy covering the instance of an on the job death.

Expenditures by Fund Type, Positions and Full-Time Equivalents – 2019-21 Agency Request Budget

Program Sub-Unit	Position/ FTE	Revenue Sources			
		General Fund	Other Funds	Federal Fund	Total Fund
Community Corrections Administration	9 / 9.00	\$21,697,584	\$4,727,006	\$0	\$26,424,590
Grant in Aid	0 / 0.00	\$305,518,226	\$776,089	\$0	\$306,294,315
Opt-Out Counties	63 / 63.00	\$27,492,056	\$1,749,543	\$0	\$29,241,599
Interstate Compact	4 / 4.00	\$988,938	\$0	\$0	\$988,938
Program Unit Total	76 / 76.00	\$355,696,804	\$7,252,638	\$0	\$362,949,442

Expenditures by Fund Type, Positions and Full-Time Equivalents – 2019-21 Governor’s Budget

Program Sub-Unit	Position/ FTE	Revenue Sources			
		General Fund	Other Funds	Federal Fund	Total Fund
Community Corrections Administration	9 / 9.00	\$21,682,560	\$4,592,253	\$0	\$26,274,813
Grant in Aid	0 / 0.00	\$237,102,148	\$776,089	\$0	\$237,878,237
Opt-Out Counties	63 / 63.00	\$22,204,411	\$1,749,543	\$0	\$23,953,954
Interstate Compact	4 / 4.00	\$984,990	\$0	\$0	\$984,990
Program Unit Total	76 / 76.00	\$281,974,109	\$7,117,885	\$0	\$289,091,994

Revenue Sources and Proposed Revenue Changes in Agency Request Budget

Other Fund revenues recorded in the Community Corrections Admin sub-unit are received from the Criminal Fine Account and are disbursed to counties as required by HB2712 (2011) and HB2837 (2013) for the purposes of planning, operating, and maintaining county juvenile and adult correctional facilities.

Other Fund revenues in the Grant in Aid sub-unit are received from Inmate Welfare Fund revenues and are distributed to county community corrections agencies to provide Subsidy assistance to inmates transitioning into the community from a DOC facility.

Other Fund revenues recorded in the Opt Out Counties sub-unit are received from supervision fee collection efforts in Linn and Douglas counties and are used to provide operational and treatment services. There could be additional Other Fund revenues

BUDGET NARRATIVE

granted to this sub-unit in 2017-2019 as a result of CJC Drug Court grants and/or HB 3194 Justice Reinvestment grants; however, exact dollar figures are unknown at this time and are contingent on legislative action.

Revenue Sources and Proposed Revenue Changes in Governor's Budget

The revenue sources and proposed revenue changes in the Governor's Budget are reflected above accordingly.

BUDGET NARRATIVE

Community Corrections Division

010 Non-PICS Psnl Svc / Vacancy Factor

Package Description

Purpose

This package includes three components: 1) The cost of Personal Services adjustments, such as inflation on non-PICS accounts, i.e., overtime, differentials, unemployment compensation, and mass transit taxes, which are not automatically generated by PICS; 2) An adjustment for the anticipated savings associated with normal employee turnover, commonly referred to as vacancy savings, which is developed using a formula prescribed by the Department of Administrative Services (DAS) Chief Financial Office (CFO) that considers both the savings and costs associated with normal turnover activity; and 3) An adjustment to the Public Employee Retirement System (PERS) Pension Obligation Bond assessment, which is also developed by the DAS CFO.

How Achieved

Non-PICS Accounts – With the exception of Mass Transit, adjustment amounts are computed by multiplying the above referenced accounts in the 2017-19 Base Budget by the standard inflation factor of 3.8%. Added to these amounts is the value of the exceptional inflation awarded to agencies that have both mandated caseload and 24/7 facilities. Overtime, Shift Differential and All Other Differential accounts have an additional above-standard inflation rate of 8.1%.

Vacancy Savings – Vacancy savings are computed using the formula and guidelines prescribed in the Budget and Legislative Concept Instructions and approved by the DAS CFO. This formulaic estimate of vacancy savings is then compared against the base budget, resulting in a package 010 adjustment.

PERS Pension Obligation Bonds – The Pension Obligation Bond amount is provided by the DAS CFO. This budgeted amount is distributed by DAS for Debt Service on PERS Pension Obligation Bonds. There is no inflation factor applied to Pension Obligation Bonds.

Agency Request Budget

Staffing Impact

None

BUDGET NARRATIVE

Revenue Source

General Fund	\$245,015
Other Funds	\$13,567

Governor's Budget

Staffing Impact

None

Revenue Source

General Fund	\$245,015
Other Funds	\$13,567

2021-23 Fiscal Impact

Actions approved in this package will have varying impacts on future periods. Normal inflation will be integrated into and become part of the Base Budget for 2021-23, as will the funding have approved in the non-PICS exceptions. Vacancy savings are re-projected each biennium based on agency experience. The Pension Obligation Bond financing will be an ongoing liability for the agency.

ESSENTIAL AND POLICY PACKAGE FISCAL IMPACT SUMMARY

Corrections, Dept of
 Pkg: 010 - Non-PICS Psnl Svc / Vacancy Factor

Cross Reference Name: Community Corrections
 Cross Reference Number: 29100-009-00-00-00000

<i>Description</i>	General Fund	Lottery Funds	Other Funds	Federal Funds	Nonlimited Other Funds	Nonlimited Federal Funds	All Funds
Ending Balance							
Ending Balance	-	-	(13,567)	-	-	-	(13,567)
Total Ending Balance	-	-	(\$13,567)	-	-	-	(\$13,567)

BUDGET NARRATIVE

Community Corrections Division

031 Standard Inflation

Package Description

Purpose

This package includes funding for inflation and adjustments to reflect the Price List of Goods and Services issued by DAS. The prescribed standard inflation factors were used for all accounts in this division.

How Achieved

For 2019-21, inflation factors are 3.8% for standard inflation, 4.2% for Professional Services, 20.14% for Attorney General charges, 3.8% for Facility Rental and Taxes, and 3.7% for Special Payments. Inflation requested in this package is based on the 2019-21 Base Budget. Inflation associated with biennialized phased-in programs, when applicable, is included in package 021.

In the Governor's Budget, package 090 eliminated the General Fund inflation for Services and Supplies on all accounts except for: Telecommunications, State Government Service Charges, Data Processing, Attorney General and Facilities Rent and Taxes. Package 092 reduce Attorney General charges by 5.95%.

Agency Request Budget

Staffing Impact

None

Revenue Source

General Fund	\$10,526,369
Other Funds	\$265,511
Federal Funds	\$0

Governor's Budget

Staffing Impact

None

BUDGET NARRATIVE

Revenue Source

General Fund	\$10,526,369
Other Funds	\$265,511
Federal Funds	\$0

2021-23 Fiscal Impact

The net impact of the actions in this package and the reductions in packages 090 and 092 will become part of the Base Budget for 2021-23.

ESSENTIAL AND POLICY PACKAGE FISCAL IMPACT SUMMARY

Corrections, Dept of
Pkg: 031 - Standard Inflation

Cross Reference Name: Community Corrections
Cross Reference Number: 29100-009-00-00-00000

<i>Description</i>	General Fund	Lottery Funds	Other Funds	Federal Funds	Nonlimited Other Funds	Nonlimited Federal Funds	All Funds
Revenues							
General Fund Appropriation	10,526,369	-	-	-	-	-	10,526,369
Total Revenues	\$10,526,369	-	-	-	-	-	\$10,526,369
Services & Supplies							
Instate Travel	1,388	-	-	-	-	-	1,388
Out of State Travel	375	-	-	-	-	-	375
Employee Training	1,098	-	-	-	-	-	1,098
Office Expenses	3,375	-	-	-	-	-	3,375
Data Processing	1,785	-	-	-	-	-	1,785
Publicity and Publications	25	-	-	-	-	-	25
Professional Services	4,370	-	-	-	-	-	4,370
Attorney General	11,924	-	-	-	-	-	11,924
Employee Recruitment and Develop	26	-	-	-	-	-	26
Dues and Subscriptions	-	-	-	-	-	-	-
Facilities Maintenance	356	-	-	-	-	-	356
Food and Kitchen Supplies	12	-	-	-	-	-	12
Other Care of Residents and Patients	59	-	55,736	-	-	-	55,795
Other Services and Supplies	1,156	-	249	-	-	-	1,405
Expendable Prop 250 - 5000	443	-	-	-	-	-	443
IT Expendable Property	39	-	-	-	-	-	39
Total Services & Supplies	\$26,431	-	\$55,985	-	-	-	\$82,416

ESSENTIAL AND POLICY PACKAGE FISCAL IMPACT SUMMARY

Corrections, Dept of
Pkg: 031 - Standard Inflation

Cross Reference Name: Community Corrections
Cross Reference Number: 29100-009-00-00-00000

<i>Description</i>	General Fund	Lottery Funds	Other Funds	Federal Funds	Nonlimited Other Funds	Nonlimited Federal Funds	All Funds
Capital Outlay							
Data Processing Hardware	70	-	-	-	-	-	70
Total Capital Outlay	\$70	-	-	-	-	-	\$70
Special Payments							
Dist to Counties	10,499,868	-	209,526	-	-	-	10,709,394
Total Special Payments	\$10,499,868	-	\$209,526	-	-	-	\$10,709,394
Total Expenditures							
Total Expenditures	10,526,369	-	265,511	-	-	-	10,791,880
Total Expenditures	\$10,526,369	-	\$265,511	-	-	-	\$10,791,880
Ending Balance							
Ending Balance	-	-	(265,511)	-	-	-	(265,511)
Total Ending Balance	-	-	(\$265,511)	-	-	-	(\$265,511)

BUDGET NARRATIVE

Community Corrections Division

040 Mandated Caseload

Package Description

Purpose

Mandated caseload changes included in this package are based on caseload changes for programs that are required by the federal government, the state constitution, or court actions. Mandated caseload costs include, but are not limited to, the cost of additional staff and operating costs required to operate these programs. The April 2018 Oregon Corrections Population Forecast published by DAS Office of Economic Analysis is the basis for actions presented in this package.

How Achieved

The April 2018 Felony Probation and Parole/Post-Prison Supervision Caseload Forecasts project a population of 32,619 in July 2019 increasing to 32,907 in June 2021.

The Governor's Budget modified this package to reflect the reduction in mandated caseload from the October 2018 population forecast. Package 090 reduced this package by \$10 million for a proposed statute change to HB3194 to discontinue funding to counties for offenders who have earned discharge from the caseload.

Agency Request Budget

Staffing Impact

None

Revenue Source

General Fund	(\$893,423)
Other Funds	\$0
Federal Funds	\$0

Governor's Budget

BUDGET NARRATIVE

Staffing Impact

None

Revenue Source

General Fund	(\$13,648,477)
Other Funds	\$0
Federal Funds	\$0

2021-23 Fiscal Impact

The net actions included in this package and the reductions in package 090 will become part of the Base Budget for 2021-23.

ESSENTIAL AND POLICY PACKAGE FISCAL IMPACT SUMMARY

Corrections, Dept of
Pkg: 040 - Mandated Caseload

Cross Reference Name: Community Corrections
Cross Reference Number: 29100-009-00-00-00000

<i>Description</i>	General Fund	Lottery Funds	Other Funds	Federal Funds	Nonlimited Other Funds	Nonlimited Federal Funds	All Funds
Revenues							
General Fund Appropriation	(13,648,477)	-	-	-	-	-	(13,648,477)
Total Revenues	(\$13,648,477)	-	-	-	-	-	(\$13,648,477)
Special Payments							
Dist to Counties	(13,648,477)	-	-	-	-	-	(13,648,477)
Total Special Payments	(\$13,648,477)	-	-	-	-	-	(\$13,648,477)
Total Expenditures							
Total Expenditures	(13,648,477)	-	-	-	-	-	(13,648,477)
Total Expenditures	(\$13,648,477)	-	-	-	-	-	(\$13,648,477)
Ending Balance							
Ending Balance	-	-	-	-	-	-	-
Total Ending Balance	-	-	-	-	-	-	-

BUDGET NARRATIVE

Community Corrections Division

060 Technical Adjustments

Package Description

Purpose

This package is used for technical budget adjustments such as agency reorganizations and expenditure category budget shifts that do not meet the criteria of the other essential packages.

How Achieved

At the agency level, this package includes the following net zero adjustments: 1) Reallocation of General Fund budget between various DCR's and 2) Reduction of Services and Supplies budget to pay for three new Correctional Case Management related positions and new position authority to eliminate one currently double filled position.

This division's package includes budget shifted from other division's to cover this division's expected attorney general expenses.

Agency Request Budget

Staffing Impact

Positions:	0
FTE:	0

Revenue Source

General Fund	\$33,909
Other Funds	\$0
Federal Funds	\$0

Governor's Budget

Staffing Impact

Positions:	0
FTE:	0

BUDGET NARRATIVE

Revenue Source

General Fund	\$33,909
Other Funds	\$0
Federal Funds	\$0

2021-23 Fiscal Impact

The actions included in this package will become a part of the Base Budget for 2021-23.

ESSENTIAL AND POLICY PACKAGE FISCAL IMPACT SUMMARY

Corrections, Dept of
Pkg: 060 - Technical Adjustments

Cross Reference Name: Community Corrections
Cross Reference Number: 29100-009-00-00-00000

<i>Description</i>	General Fund	Lottery Funds	Other Funds	Federal Funds	Nonlimited Other Funds	Nonlimited Federal Funds	All Funds
Revenues							
General Fund Appropriation	33,909	-	-	-	-	-	33,909
Total Revenues	\$33,909	-	-	-	-	-	\$33,909
Services & Supplies							
Attorney General	33,909	-	-	-	-	-	33,909
Total Services & Supplies	\$33,909	-	-	-	-	-	\$33,909
Total Expenditures							
Total Expenditures	33,909	-	-	-	-	-	33,909
Total Expenditures	\$33,909	-	-	-	-	-	\$33,909
Ending Balance							
Ending Balance	-	-	-	-	-	-	-
Total Ending Balance	-	-	-	-	-	-	-

BUDGET NARRATIVE

Community Corrections Division

090 Analyst Adjustments

Package Description

Purpose

This package, added by the Governor, reflects additional policy adjustments to the DOC 2019-21 Agency Request Budget.

How Achieved

This package in the Governor's Balanced Budget eliminated the standard inflation for all services and supplies accounts except Telecommunications, State Government Service Charges, Data Processing, Attorney General and Facilities Rent and Taxes in Package 031. Package 040 reduced special payments to Counties by reducing Other Funds Criminal Fine Account amount to match the transfer from Department of Revenue and the General Fund Grant in Aid by \$10 million for the elimination of payment to Counties for offenders who have earned discharge and are no longer on the caseload. These values are identified in the table below:

Revenue Source	Package 031	Package 032	M57 distribution to Counties	S&S on Certain Positions
General Fund	(\$12,722)	(\$0)	(\$10,000,000)	(\$0)
Other Funds			(\$134,753)	
Positions				
FTE				

Governor's Balanced Budget

Staffing Impact

Positions: 0
FTE: 0.00

Revenue Source

General Fund (\$10,012,722)
Other Funds (\$134,753)
Federal Funds \$0

2019-21 Fiscal Impact

The actions included in this package will become part of the Base Budget in 2021-23.

ESSENTIAL AND POLICY PACKAGE FISCAL IMPACT SUMMARY

Corrections, Dept of
Pkg: 090 - Analyst Adjustments

Cross Reference Name: Community Corrections
Cross Reference Number: 29100-009-00-00-00000

<i>Description</i>	General Fund	Lottery Funds	Other Funds	Federal Funds	Nonlimited Other Funds	Nonlimited Federal Funds	All Funds
Revenues							
General Fund Appropriation	(10,012,722)	-	-	-	-	-	(10,012,722)
Total Revenues	(\$10,012,722)	-	-	-	-	-	(\$10,012,722)
Services & Supplies							
Instate Travel	(1,388)	-	-	-	-	-	(1,388)
Out of State Travel	(375)	-	-	-	-	-	(375)
Employee Training	(1,098)	-	-	-	-	-	(1,098)
Office Expenses	(3,375)	-	-	-	-	-	(3,375)
Publicity and Publications	(25)	-	-	-	-	-	(25)
Professional Services	(4,370)	-	-	-	-	-	(4,370)
Employee Recruitment and Develop	(26)	-	-	-	-	-	(26)
Dues and Subscriptions	-	-	-	-	-	-	-
Facilities Maintenance	(356)	-	-	-	-	-	(356)
Food and Kitchen Supplies	(12)	-	-	-	-	-	(12)
Other Care of Residents and Patients	(59)	-	-	-	-	-	(59)
Other Services and Supplies	(1,156)	-	-	-	-	-	(1,156)
Expendable Prop 250 - 5000	(443)	-	-	-	-	-	(443)
IT Expendable Property	(39)	-	-	-	-	-	(39)
Total Services & Supplies	(\$12,722)	-	-	-	-	-	(\$12,722)
Special Payments							
Dist to Counties	(10,000,000)	-	(134,753)	-	-	-	(10,134,753)
Total Special Payments	(\$10,000,000)	-	(\$134,753)	-	-	-	(\$10,134,753)

ESSENTIAL AND POLICY PACKAGE FISCAL IMPACT SUMMARY

Corrections, Dept of
Pkg: 090 - Analyst Adjustments

Cross Reference Name: Community Corrections
Cross Reference Number: 29100-009-00-00-00000

<i>Description</i>	General Fund	Lottery Funds	Other Funds	Federal Funds	Nonlimited Other Funds	Nonlimited Federal Funds	All Funds
Total Expenditures							
Total Expenditures	(10,012,722)	-	(134,753)	-	-	-	(10,147,475)
Total Expenditures	(\$10,012,722)	-	(\$134,753)	-	-	-	(\$10,147,475)
Ending Balance							
Ending Balance	-	-	134,753	-	-	-	134,753
Total Ending Balance	-	-	\$134,753	-	-	-	\$134,753

BUDGET NARRATIVE

Community Corrections Division

092 Statewide AG Adjustment

Package Description

Purpose

This package, added by the Governor, reflects additional policy adjustments to the DOC 2019-21 Agency Request Budget.

How Achieved

This package is used for technical budget adjustments for reductions to Attorney General charges for services.

Governor's Balanced Budget

Staffing Impact

Positions:	0
FTE:	0

Revenue Source

General Fund	(\$6,250)
Other Funds	\$0
Federal Funds	\$0

2019-21 Fiscal Impact

The actions included in this package will become part of the Base Budget in 2021-23.

ESSENTIAL AND POLICY PACKAGE FISCAL IMPACT SUMMARY

Corrections, Dept of
Pkg: 092 - Statewide AG Adjustment

Cross Reference Name: Community Corrections
Cross Reference Number: 29100-009-00-00-00000

<i>Description</i>	General Fund	Lottery Funds	Other Funds	Federal Funds	Nonlimited Other Funds	Nonlimited Federal Funds	All Funds
Revenues							
General Fund Appropriation	(6,250)	-	-	-	-	-	(6,250)
Total Revenues	(\$6,250)	-	-	-	-	-	(\$6,250)
Services & Supplies							
Attorney General	(6,250)	-	-	-	-	-	(6,250)
Total Services & Supplies	(\$6,250)	-	-	-	-	-	(\$6,250)
Total Expenditures							
Total Expenditures	(6,250)	-	-	-	-	-	(6,250)
Total Expenditures	(\$6,250)	-	-	-	-	-	(\$6,250)
Ending Balance							
Ending Balance	-	-	-	-	-	-	-
Total Ending Balance	-	-	-	-	-	-	-

BUDGET NARRATIVE

Community Corrections Division

104 Linn & Douglas FTE Adjustment

Purpose

Position authority for one position within the Linn County Community Corrections office to assist in the delivery of offender supervision, sanctions, and services. Over the past two biennia, Linn County Community Corrections has continued to see a growth of their offender population. At the same time, Oregon has implemented various new initiatives, such as Justice Reinvestment, while applying effective practices to manage offenders in the community rather than incarceration. These practices require increased direct case management to ensure their efficacy. This increased time coupled with increased caseload sizes necessitates the need for additional staff.

The resources requested for Item A are \$0 General Fund, 1 position, 1.00 FTE. \$149,398 of Special Payments (Grant in Aid) would be used to fund the Personal Services costs.

- A. Position authority for two positions within the Douglas County Community Corrections office to assist in the delivery of offender supervision, sanctions, and services. Over the past three biennia, Douglas County Community Corrections has seen steady growth of their supervised population which has resulted in an increase of officer caseloads. In addition there is a lack of service providers in this community to meet the needs of this population. Resolution to that issue is the ability to provide those services, such as cognitive behavioral treatment, in-house. To address both of these challenges effectively, additional staff are needed.

The resources requested for Item B are \$0 General Fund, 2 positions, 2.00 FTE. \$324,134 of Special Payments (Grant in Aid) would be used to fund the Personal Services costs.

How Achieved

This package will result in a budget neutral utilization of special payment dollars for staffing costs.

- A. The addition of one Administrative Specialist two position in Linn County will be tasked with providing administrative case management support to officers. This will result in the ability to better utilize officers resources and time to provide direct and targeted case management services with the offenders.
- B. The addition of one Parole/Probation Officer position will allow Douglas County to reduce officer caseload sizes, providing increased direct offender case management services. It will also allow the department flexibility to use our existing staff resources to implement

BUDGET NARRATIVE

the in-house service delivery model. The addition of one Office Specialist 2 position will address the increased workload associated with the day to day operation of the agency, as well as the new service delivery model.

Quantifying Results

The department has developed Correctional Outcomes through Research and Engagement (CORE) as a means to monitor and measure the daily work performed throughout the department. This will allow the department the ability to identify opportunities for improvement and streamline processes as well as use data for identification of constraints, effectively use resources and ultimately promote public safety. To gauge the department's progress, each core process is measured and replicated on an agency scorecard.

The addition of these new positions and the benefit and outcome of adding these positions will be tied to the following CORE operating process (OP) and outcome measures (OM):

- OP6a: Assessments - Percentage of LS/CMIs completed on Medium/High PSC offenders within 60 days of new admission to community supervision
- OP6b: Case Plans – Percentage of case plans of medium and above LS/CMI offenders that have a Behavior Change Plan that targets the highest priority of the “Big 4” domains identified on the LS/CMI
- OP6e: Restitution – Average percent of restitution paid at time of supervision closure
- OM4c: Positive Case Closure – Percentage of post-prison supervision offenders who successfully complete community supervision
- OM4d: Positive Case Closure – Percentage of probation offenders who successfully complete community supervision
- OM5a: Recidivism – Arrest for any new crime within three years of admission to probation supervision
- OM5b: Recidivism – Arrest for any new crime within three years of release to post-prison supervision
- OM5c: Recidivism – Conviction for a misdemeanor or felony crime within three years of admission to probation supervision
- OM5d: Recidivism – Conviction for a misdemeanor or felony crime within three years of admission to post-prison supervision
- OM5e: Recidivism – Incarceration for a new felony crime within three years of admission to probation supervision
- OM5e: Recidivism – Incarceration for a new felony crime within three years of admission to post-prison supervision
- KPM #3: Recidivism - The number of offenders who are arrested for a new crime within three years of their release from a DOC facility to parole/post-prison supervision; convicted of a new misdemeanor or felony within three years of release from a DOC facility to parole/post-prison supervision; AND incarcerated for a new felony within three years of release from a DOC facility to parole/post-prison supervision.

Agency Request Budget

Staffing Impact

Positions 3

BUDGET NARRATIVE

FTE 3.00

Revenue Source

General Fund \$0
Other Funds \$0

\$473,532 GF dollars from Special Payments (Grant in Aid) would be used to cover the Personal Services costs.

Governor's Budget

Staffing Impact

Positions 3
FTE 3.00

Revenue Source

General Fund \$0
Other Funds \$0

\$522,354 GF dollars from Special Payments (Grant in Aid) would be used to cover the Personal Services costs.

2021-23 Fiscal Impact

Funding for these positions already exist with the current budget resources, only position authority is being requested.

ESSENTIAL AND POLICY PACKAGE FISCAL IMPACT SUMMARY

Corrections, Dept of
Pkg: 104 - Linn & Douglas FTE Adjustment

Cross Reference Name: Community Corrections
Cross Reference Number: 29100-009-00-00-00000

<i>Description</i>	General Fund	Lottery Funds	Other Funds	Federal Funds	Nonlimited Other Funds	Nonlimited Federal Funds	All Funds
Revenues							
General Fund Appropriation	-	-	-	-	-	-	-
Total Revenues	-	-	-	-	-	-	-
Personal Services							
Class/Unclass Sal. and Per Diem	304,680	-	-	-	-	-	304,680
All Other Differential	14,533	-	-	-	-	-	14,533
Empl. Rel. Bd. Assessments	183	-	-	-	-	-	183
Public Employees' Retire Cont	70,323	-	-	-	-	-	70,323
Social Security Taxes	24,419	-	-	-	-	-	24,419
Unemployment Assessments	575	-	-	-	-	-	575
Worker's Comp. Assess. (WCD)	174	-	-	-	-	-	174
Mass Transit Tax	1,915	-	-	-	-	-	1,915
Flexible Benefits	105,552	-	-	-	-	-	105,552
Total Personal Services	\$522,354	-	-	-	-	-	\$522,354
Services & Supplies							
Instate Travel	5,079	-	-	-	-	-	5,079
Employee Training	4,500	-	-	-	-	-	4,500
Office Expenses	23,466	-	-	-	-	-	23,466
Data Processing	6,468	-	-	-	-	-	6,468
Other Services and Supplies	3,921	-	-	-	-	-	3,921
Expendable Prop 250 - 5000	9,843	-	-	-	-	-	9,843

ESSENTIAL AND POLICY PACKAGE FISCAL IMPACT SUMMARY

Corrections, Dept of
Pkg: 104 - Linn & Douglas FTE Adjustment

Cross Reference Name: Community Corrections
Cross Reference Number: 29100-009-00-00-00000

<i>Description</i>	General Fund	Lottery Funds	Other Funds	Federal Funds	Nonlimited Other Funds	Nonlimited Federal Funds	All Funds
Revenues							
General Fund Appropriation	-	-	-	-	-	-	-
Total Revenues	-	-	-	-	-	-	-
Personal Services							
Class/Unclass Sal. and Per Diem	304,680	-	-	-	-	-	304,680
All Other Differential	14,533	-	-	-	-	-	14,533
Empl. Rel. Bd. Assessments	183	-	-	-	-	-	183
Public Employees' Retire Cont	70,323	-	-	-	-	-	70,323
Social Security Taxes	24,419	-	-	-	-	-	24,419
Unemployment Assessments	575	-	-	-	-	-	575
Worker's Comp. Assess. (WCD)	174	-	-	-	-	-	174
Mass Transit Tax	1,915	-	-	-	-	-	1,915
Flexible Benefits	105,552	-	-	-	-	-	105,552
Total Personal Services	\$522,354	-	-	-	-	-	\$522,354
Services & Supplies							
Instate Travel	5,079	-	-	-	-	-	5,079
Employee Training	4,500	-	-	-	-	-	4,500
Office Expenses	23,466	-	-	-	-	-	23,466
Data Processing	6,468	-	-	-	-	-	6,468
Other Services and Supplies	3,921	-	-	-	-	-	3,921
Expendable Prop 250 - 5000	9,843	-	-	-	-	-	9,843

ESSENTIAL AND POLICY PACKAGE FISCAL IMPACT SUMMARY

Corrections, Dept of
Pkg: 104 - Linn & Douglas FTE Adjustment

Cross Reference Name: Community Corrections
Cross Reference Number: 29100-009-00-00-00000

<i>Description</i>	General Fund	Lottery Funds	Other Funds	Federal Funds	Nonlimited Other Funds	Nonlimited Federal Funds	All Funds
Services & Supplies							
IT Expendable Property	8,310	-	-	-	-	-	8,310
Total Services & Supplies	\$61,587	-	-	-	-	-	\$61,587
Special Payments							
Dist to Counties	(583,941)	-	-	-	-	-	(583,941)
Total Special Payments	(\$583,941)	-	-	-	-	-	(\$583,941)
Total Expenditures							
Total Expenditures	-	-	-	-	-	-	-
Total Expenditures	-	-	-	-	-	-	-
Ending Balance							
Ending Balance	-	-	-	-	-	-	-
Total Ending Balance	-	-	-	-	-	-	-
Total Positions							
Total Positions							3
Total Positions	-	-	-	-	-	-	3
Total FTE							
Total FTE							3.00
Total FTE	-	-	-	-	-	-	3.00

ESSENTIAL AND POLICY PACKAGE FISCAL IMPACT SUMMARY

Corrections, Dept of
Pkg: 104 - Linn & Douglas FTE Adjustment

Cross Reference Name: Community Corrections
Cross Reference Number: 29100-009-00-00-00000

<i>Description</i>	General Fund	Lottery Funds	Other Funds	Federal Funds	Nonlimited Other Funds	Nonlimited Federal Funds	All Funds
Services & Supplies							
IT Expendable Property	8,310	-	-	-	-	-	8,310
Total Services & Supplies	\$61,587	-	-	-	-	-	\$61,587
Special Payments							
Dist to Counties	(583,941)	-	-	-	-	-	(583,941)
Total Special Payments	(\$583,941)	-	-	-	-	-	(\$583,941)
Total Expenditures							
Total Expenditures	-	-	-	-	-	-	-
Total Expenditures	-	-	-	-	-	-	-
Ending Balance							
Ending Balance	-	-	-	-	-	-	-
Total Ending Balance	-	-	-	-	-	-	-
Total Positions							
Total Positions							3
Total Positions	-	-	-	-	-	-	3
Total FTE							
Total FTE							3.00
Total FTE	-	-	-	-	-	-	3.00

12/18/18 REPORT NO.: PPDPFISCAL
 REPORT: PACKAGE FISCAL IMPACT REPORT
 AGENCY:29100 DEPT OF CORRECTIONS
 SUMMARY XREF:009-00-00 Community Corrections

DEPT. OF ADMIN. SVCS. -- PPDB PICS SYSTEM

2019-21

PICS SYSTEM: BUDGET PREPARATION

PACKAGE: 104 - Linn & Douglas FTE Adjustment

POSITION NUMBER	CLASS	COMP	CLASS NAME	POS CNT	FTE	MOS	STEP	RATE	GF SAL/OPE	OF SAL/OPE	FF SAL/OPE	LF SAL/OPE	AF SAL/OPE
1900019	AQ	C6787	AP ADULT PAROLE/PROBATION OFFICER	1	1.00	24.00	02	5,452.00	130,848 74,139				130,848 74,139
1900020	AAONC0104	AP	OFFICE SPECIALIST 2	1	1.00	24.00	02	3,299.00	79,176 58,802				79,176 58,802
1900021	AAONC0108	AP	ADMINISTRATIVE SPECIALIST 2	1	1.00	24.00	02	3,944.00	94,656 63,397				94,656 63,397
TOTAL PICS SALARY									304,680				304,680
TOTAL PICS OPE									196,338				196,338
TOTAL PICS PERSONAL SERVICES =				3	3.00	72.00			501,018				501,018

BUDGET NARRATIVE

Community Corrections

125 2018 Actual Cost Study (ACS) - Community Corrections Capitated Rate

Package Description

Purpose

The original community corrections baseline budget was established in the early 1990's and over the years had been adjusted for inflation. The budget included funding for felony supervision and local control offenders. The baseline was derived from a funding formula that took into consideration a jail cost study conducted in 1998 along with a system of six risk level rates. These rates were used to compute a capitated rate (per offender per day) for qualifying offenders originally sentenced to probation (known as Band 1) and a second rate for qualifying offenders originally sentenced to prison (known as Band 2).

In 2012, there was a need to replace the complex, antiquated system that no longer aligned with the business needs and therefore a new model for determining the baseline budget for the Community Corrections Division was created. The new model eliminated the two band systems for budget building and allocation and replaced it with a single capitated rate. Actual cost and workload study data were used to determine case rates that reflected current offender management supervision expectations for the community corrections population. The capitated rate was used in conjunction with the population forecast produced by the Office of Economic Analysis to build a statewide budget for the community corrections grants.

ORS 423.486 requires the department to conduct an ACS every six years. The last ACS, which includes both a time study and financial study component, was conducted in 2012.

This Policy Option Package reflects the incremental cost associated with the 2018 ACS.

How Achieved

Background Information:

The 2012 ACS utilized national time study data from a report produced by the Bureau of Justice Assistance (BJA) and the American Parole and Probation Association (APPA). The BJA/APPA report compiled nine time studies conducted across the nation, including a previous Oregon time study. For a time study to produce accurate data, business practices should be stable for a minimum of one year. Due to the implementation of the Public Safety Checklist (PSC) in September 2012 as the statewide risk assessment tool and significant changes in supervision associated with the tool and evidence-based practices, the national time study reflected the most accurate data available at that time. Prior to the BJA/APPA report, the most recent time study completed in Oregon was in 2006.

BUDGET NARRATIVE

The methodology used for the 2018 ACS incorporates the results of an Oregon time study conducted in 2017. An Oregon time study had not been conducted in over 12 years, therefore the department formed a workgroup comprised of representatives from DOC Community Corrections, DOC Research and Evaluation, as well as a variety of community corrections stakeholders. This workgroup operated for over a year and was tasked with the development and oversight of the new statewide time study. The study itself spanned September through November 2017 and captured time spent by any community corrections staff member performing tasks related to offender case management.

Workload Hours per Offender by Risk Category

Caseload Type	2006 Oregon Study Hours/per month/Offender	2011 BJA/APAA Hours/per month/Offender	2017 Oregon Study Hours/per Month/Offender
New Intake	1.13	3.2	2.96
High Risk	1.91	3.9	2.4
Medium Risk	1.39	1.83	1.56
Low Risk	.19	.54	.67

Note: Drive time to and from home visits were not calculated in the 2006 Oregon study but were included in the BJA/APPA and 2017 Oregon time studies.

Methodology:

The methodology used establishes the cost of a supervision hour which includes all the costs of operating a community corrections office.

Data from the 2017 Oregon time study was used to establish the time per month spent on cases at different risk levels. In addition, counties provided actual cost information that included the cost of supervision, sanctions, services, and treatment for fiscal year 2018. These two sources of information allowed the department to calculate two hourly rates: one rate for low risk offenders and another rate for new intakes, high risk, and medium risk offenders. Costs for low risk offenders only include supervision costs, while costs for new intakes, high risk offenders, and medium risk offenders include supervision costs plus sanctions, services, and treatment.

BUDGET NARRATIVE

Results of Actual Cost Study:

By applying the 2017 Oregon time study with the PSC risk tool, the following per month workload hours were established:

Total Workload Hours by Risk Category

Caseload Type	Total Hours per Month
New Intake	13,513
High Risk	14,088
Medium Risk	15,535
Low Risk	11,157
Total	54,293

Calculations Used:

Supervision Cost:

Total budget for supervision divided by total supervision (workload) hours = supervision cost per hour.

Sanctions, Services, and Treatment Cost:

Total budget for sanctions, services, and treatment divided by total supervision (workload) hours for new intake, high risk, and medium risk = sanctions, services, and treatment cost per hour.

Total Costs:

- The cost rate for low risk is only the supervision cost rate per hour.
- The cost rate for new intakes, high risk, and medium risk is the supervision cost per hour rate in addition to the sanctions, services, and treatment cost per hour rate.
- Cost per hour rate x workload hours per month = cost per month.
- Cost per month for low risk + cost per month for new intake + cost per month for high risk + cost per month for medium risk + cost per month for local control = total cost per month for supervision.

BUDGET NARRATIVE

Capitated Rate:

(Total cost per month x 12)/365 = total cost per day.

Total cost per day/total cases = capitated rate

The daily capitated rate is calculated at \$14.25.

Other than Linn and Douglas Counties, which are operated by the Department, all distributions of funds go to counties. No new positions are anticipated.

Agency Request Budget

Staffing Impact:

None

Revenue Source:

General Fund	\$50,948,669
--------------	--------------

Governor's Budget

Staffing Impact:

None

Revenue Source:

General Fund	\$0
--------------	-----

2021-23 Fiscal Impact

This package was denied and will have no impact to the 2019-21 or 2021-23 biennia.

ESSENTIAL AND POLICY PACKAGE FISCAL IMPACT SUMMARY

Corrections, Dept of
Pkg: 125 - Community Corrections Rate Study

Cross Reference Name: Community Corrections
Cross Reference Number: 29100-009-00-00-00000

<i>Description</i>	General Fund	Lottery Funds	Other Funds	Federal Funds	Nonlimited Other Funds	Nonlimited Federal Funds	All Funds
Revenues							
General Fund Appropriation	-	-	-	-	-	-	-
Total Revenues	-	-	-	-	-	-	-
Special Payments							
Dist to Counties	-	-	-	-	-	-	-
Total Special Payments	-	-	-	-	-	-	-
Total Expenditures							
Total Expenditures	-	-	-	-	-	-	-
Total Expenditures	-	-	-	-	-	-	-
Ending Balance							
Ending Balance	-	-	-	-	-	-	-
Total Ending Balance	-	-	-	-	-	-	-

DETAIL OF LOTTERY FUNDS, OTHER FUNDS, AND FEDERAL FUNDS REVENUE

Corrections, Dept of
2019-21 Biennium

Agency Number: 29100
Cross Reference Number: 29100-009-00-00-00000

<i>Source</i>	2015-17 Actuals	2017-19 Leg Adopted Budget	2017-19 Leg Approved Budget	2019-21 Agency Request Budget	2019-21 Governor's Budget	2019-21 Leg. Adopted Audit
Other Funds						
Charges for Services	1,810,846	870,058	870,058	1,391,004	1,391,004	-
Admin and Service Charges	5,729	-	-	-	-	-
Fines and Forfeitures	-	47,898	47,898	214,354	214,354	-
Rents and Royalties	-	15,512	15,512	17,723	17,723	-
Sales Income	-	78	78	91	91	-
Donations	-	8,047	8,047	46,733	46,733	-
Grants (Non-Fed)	369,159	194,618	194,618	397,365	397,365	-
Other Revenues	40,225	824,974	824,974	309,725	309,725	-
Transfer In - Intrafund	29,705	87,695	87,695	94,395	94,395	-
Transfer In Other	-	-	-	4,727,007	-	-
Tsfr From Revenue, Dept of	4,391,472	4,257,421	4,257,421	-	4,419,203	-
Tsfr From Criminal Justice Comm	513,500	532,500	532,500	552,735	552,735	-
Transfer Out - Intrafund	(28,386)	-	-	-	-	-
Total Other Funds	\$7,132,250	\$6,838,801	\$6,838,801	\$7,751,132	\$7,443,328	-

DETAIL OF LOTTERY FUNDS, OTHER FUNDS, AND FEDERAL FUNDS REVENUE

Source	Fund	ORBITS Revenue Acct	2015-2017 Actual	2017-19 Legislatively Adopted	2017-19 Estimated	2019-21		
						Agency Request	Governor's Balanced	Legislatively Adopted
County supervision fees	Other	0410	\$1,810,846	\$870,058	\$870,058	\$1,391,004	\$1,391,004	\$0
Administration Charges	Other	0415	\$5,729	0	0	0	0	0
Drug Court forfeitures	Other	0505	0	\$47,898	\$47,898	\$214,354	\$214,354	0
Space rental	Other	0510	0	\$15,512	\$15,512	\$17,723	\$17,723	0
Sales Income	Other	0705	0	\$78	\$78	\$91	\$91	0
Donations for drug dog	Other	0905	0	\$8,047	\$8,047	\$46,733	\$46,733	0
Grants (Non-Fed)	Other	0910	\$369,159	\$194,618	\$194,618	\$397,365	\$397,365	0
Other Revenues	Other	0975	\$40,225	\$824,974	\$824,974	\$309,725	\$309,725	0
Inmate Welfare Funds supporting statewide transition programs	Other	1010	\$29,705	\$87,695	\$87,695	\$94,395	\$94,395	0
Recording revenue movements between Department organizational units	Other	1050	0	0	0	\$4,727,007	0	0
Transfer from Department of Revenue for HB2712 Criminal Fines	Other	1150	\$4,391,472	\$4,257,421	\$4,257,421	0	\$4,419,203	0
Transfer from Criminal Justice Commission for Byrne ARRA Grant	Other	1213	\$513,500	\$532,500	\$532,500	\$552,735	\$552,735	0
Transfer of revenue between funds to properly align revenue to programs	Other	2010	(\$28,386)	0	0	0	0	0

DETAIL OF LOTTERY FUNDS, OTHER FUNDS, AND FEDERAL FUNDS REVENUE

Source	Fund	ORBITS Revenue Acct	2015-2017 Actual	2017-19 Legislatively Adopted	2017-19 Estimated	2019-21		
						Agency Request	Governor's Balanced	Legislatively Adopted
			0	0	0	0	0	0

BUDGET NARRATIVE

OREGON DEPARTMENT OF CORRECTIONS

Health Services Organizational Chart

2017 -19 Legislatively Approved Budget



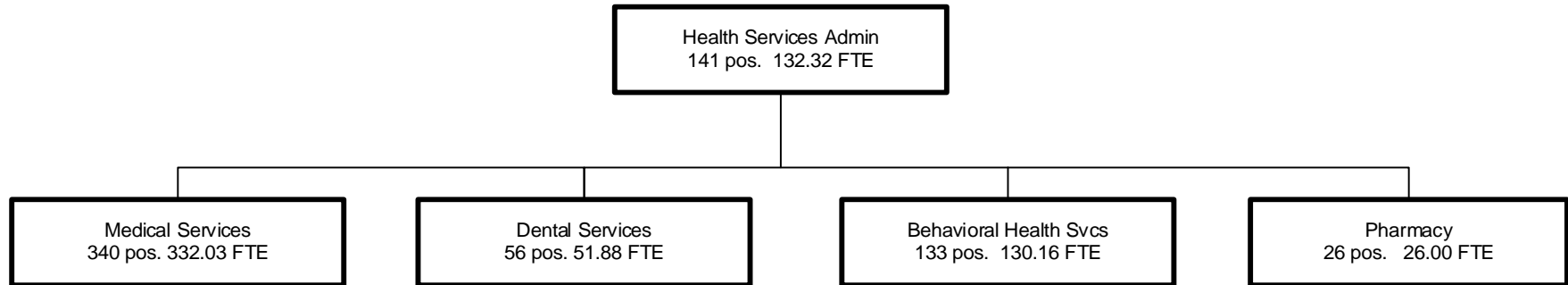
Total Positions: 571
FTE: 558.60

BUDGET NARRATIVE

OREGON DEPARTMENT OF CORRECTIONS

Health Services Organizational Chart

2019 -21 Agency Request Budget



Total Positions: 696
FTE: 672.39

BUDGET NARRATIVE

OREGON DEPARTMENT OF CORRECTIONS

Health Services Organizational Chart

2019 -21 Governor's Budget



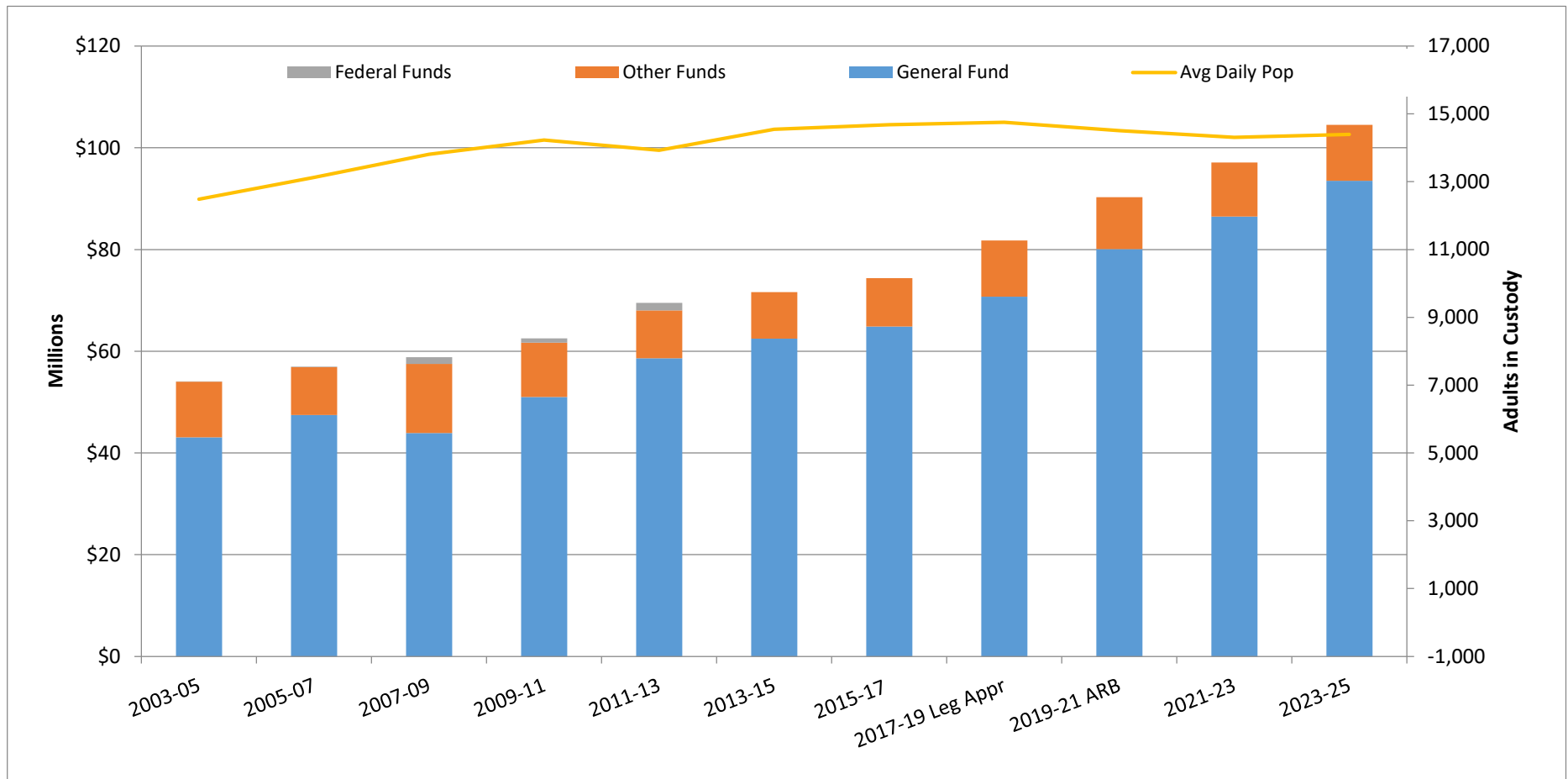
Total Positions: 570
FTE: 558.77

BUDGET NARRATIVE

Health Services

Program Unit Executive Summary

- a. Long-Term Focus Areas that are impacted by the program: Healthy and Safe Oregonians
- b. Primary Program Contact: Joe Bugher, Health Services Administrator
- c. Total Funds Budget



BUDGET NARRATIVE

d. Program Overview

DOC's Health Services provides around the clock coverage that is constitutionally mandated. DOC provides medical, dental, mental health, and pharmacy services at each of its 14 locations to the entire AIC population.

e. Program Funding Request

This program is requesting \$299,676,232 General Fund to provide constitutionally mandated medical, dental, mental health, and pharmacy services to the 14,900 AICs across the state's 14 institutions. This request includes funding for five Policy Option Packages (POP), which is described in detail later in this document. Estimated costs for 2021-23 are \$323,957,424 and \$350,496,855 for 2023-25.

f. Program Description

DOC Health Services provides medical, dental, mental health, and pharmacy services to approximately 14,900 AICs in Oregon's prisons. To accomplish this, the department maintains a team of medical professionals who use a managed care model that stresses a limited benefit package, on-site primary care with coordinated care, management of diseases, controlled access to specialists and specialist procedures, a restricted pharmacy medication formulary, controlled utilization, utilization review, and claims review. The agency contracts with a third party administrator (TPA) for off-site services and a provider network. Health Services experiences approximately 800,000 medical encounters per year.

DOC continually reviews services provided within its institutions, looking for opportunities to bring more specialists on-site, which minimizes the need for off-site transport. When possible, DOC contracts with specialists to provide on-site services and utilizes Medicaid, when applicable, for qualified medical treatments managed off-site and in-hospital.

g. Program Justification and Link to Long-Term Outcomes

Long-term outcomes provide for an integrated system in which all professionals involved share the responsibility of managing the use of medical and mental health resources to maximize public safety while minimizing cost. At Intake, a comprehensive health assessment is completed for every AIC to determine their medical needs. The AIC is provided with education and counseling for general health maintenance and self-care throughout incarceration. AICs with chronic diseases are provided information that is designed to increase their ability to monitor and manage their health status.

Behavioral Health Services (BHS) provides a range of needed assessments and treatment for people who are mentally ill and/or developmentally disabled. Transition planning for this population, to assist with continuity of care, is provided prior to and at release. Eligible AICs are pre-enrolled in Medicaid or Medicare to ensure continuity of care. DOC also provides AICs who require medications a 30-day supply at the time of their release.

BUDGET NARRATIVE

h. Program Performance

The Health Services Section monitors performance through the agency's scorecard. The performance measures that apply to Health Services are as follows.

Measure Name	Measure Calculation	Target	1 st quarter 2017	2 nd quarter 2017	3 rd quarter 2017	4 th quarter 2017
Off-site medical encounters	Percent of total AIC care encounters that occur off-site	1%	.78%	.78%	.78%	.68%
Chronic Disease Management	Chronic disease evaluations occur on a scheduled basis per health services guidelines. Of 1000 Chronic disease pt. how many did we actually see within 1 year.	1%	-	-	-	-
Parole/release medications	Percentage of AICs releasing with necessary medications	100%	97.99%	96.56%	92.32%	94.55%

i. Enabling Legislation/Program Authorization

- The U.S. Constitution's 8th Amendment provides that, "Excessive bail shall not be required, nor excessive fines imposed, nor cruel and unusual punishments inflicted." [Proposed by Congress in 1789 and ratified by the necessary number of states in 1791.]
- ORS 423.020 (1)(d) – "Provide adequate food, clothing, health and medical care, sanitation and security for persons confined."
- The legal framework for prison health care was established in the 1976 landmark decision of Estelle v. Gamble: "Deliberate indifference to serious medical needs of prisoners constitutes the unnecessary and wanton infliction of pain," Estelle v. Gamble (1976).

j. Describe the various funding streams that support the program

In the 2017-19 biennium, Health Services was primarily funded from the General Fund. Health Services receives Other Funds revenue (with limitation of approximately \$600,000) as AICs reimburse the department for prosthetics and dentures when not medically necessary that are ordered on their behalf. DOC receives federal funding through the State Criminal Alien Assistance Program (SCAAP). DOC anticipates two million dollars annually from SCAAP in 2019-21, for an estimated biennial total of four million dollars.

BUDGET NARRATIVE

k. Describe how the 2019-21 funding proposal compares to the program authorized for the agency in 2017-19

During the 2019-21 biennium, Health Services will continue providing 24/7 legally mandated medical, dental, mental health, and pharmacy services to the AIC population. Health Services will also explore the possibilities for implementation of the following innovative ideas:

- Policy Package 103 – Electronic Health Records. This package requests to further the use of technology across the system through the use of Electronic Health Records (EHR) requesting EHR Stage Gate 2 development funding.
- Policy Package 115 – Westside Infirmary. This package requests to expand coverage at Oregon State Correctional Institution (Salem) to provide 24-hour medical care to alleviate some of the pressure on special purpose medical beds at the Oregon State Penitentiary (Salem) due to our fast-growing aging population.
- Policy Package 121a – Healthcare Staffing Conversion. This package component request is to create 20 Behavioral Health 2's, three Psychiatric Mental Health Nurse Practitioners, seven Psychologist positions, and one Physician by redirecting funds in Professional Services and Medical Services budgets to convert these roles from contractors to employees.
- Policy Package 122 – Certified Medication Aides. This package requests 20 Certified Medication Aide positions to staff medication lines and infirmaries at institutions so Institution Registered Nurses can provide needed direct patient care.
- Policy Package 124e – This package component requests support for Medication Assisted Treatment (MAT) as a proposed tool for AICs as they return to their communities and help reduce recidivism related to opioid drug addiction.

Program Unit Narrative

The Health Services Section includes the following subunits: Medical Services, BHS, Dental Services, and Pharmacy & Medical Stores. The following is an overview of each sub-unit.

Medical Services

The state has a moral and legal obligation to provide health care, and the Federal Courts have mandated that AICs, remain entitled to a community standard of care. These AICs enter the system with a lower-than-average educational level, lower-than-average income, and a higher-than-average rate of illness and chronic disease.

Health Services sees medical problems similar to any that exist in the outside community, ranging from major to minor problems, acute illnesses or injuries, to ongoing care for chronic diseases, preventive health care, and end-of-life care. DOC nursing staff engages in

BUDGET NARRATIVE

over 1,000 patient care contacts each day statewide, and DOC physicians provide more than 250 on-site primary care appointments each day. DOC has five institutions with on-site infirmaries for a total of approximately 76 infirmary beds. Health Services provides extensive primary care on-site and also provides appointments in the community with specialists as needed.

Behavioral Health Services

Over the past decade, DOC has become the largest mental health care provider in the state. Approximately 50 percent of AICs have some level of need for mental health treatment. DOC provides several levels of mental health treatment along with individualized case management. BHS targets AICs with severe or persistent mental illness. Short-term services are available to AICs who are not mentally ill, but who show high suicide potential, or who are experiencing other emotional distress.

Treatment Programs

In the 2017-19 biennium, drug and alcohol treatment was moved from the Education and Training Unit to BHS to bring mental health and treatment services into alignment for the needs of our dual diagnosis population. The department provides alcohol and other drug (A&D) treatment program interventions to AICs assessed as having the highest risk to reoffend, a history of substance abuse or dependency, and high levels of criminality. The treatment programs have the total capacity to treat 263 male and 102 female AICs at any given time. All in-prison treatment programs are certified by the Oregon Health Authority (OHA) Health System Division as required by Division 12 of their administrative rules. These programs are designed and implemented around cognitive behavioral therapy models of intervention and incorporate social learning practices to prepare clients to re-enter mainstream society. Services are delivered in a manner consistent with the cognitive ability and learning style of the individuals in treatment and, whenever possible, the programs include family and significant others during the treatment process.

Dental Services

DOC has dental facilities in 12 institutions. AICs housed in facilities without dental clinics are transported to the nearest DOC facility for their dental needs. DOC dental clinics are staffed by licensed dentists and qualified dental assistants, who provided 36,793 dental contacts statewide in 2017.

Emergency treatment and relief of pain is the first priority, but other medically necessary dental services are available. These include preventive treatments, routine fillings, and construction of dentures. AICs are also referred to specialists in the community when the services cannot be completed in a DOC dental facility (oral surgery, for instance). AICs must pay for dentures, as they become the individual's property.

BUDGET NARRATIVE

Pharmacy & Medical Stores

Health Services operates two separate Pharmacy and Medical Stores Distribution Centers serving institutions on the west side and east side of the state. This geographic separation provides economy in distribution and professional oversight while ensuring emergency backup capabilities.

DOC pharmacies are licensed and regulated by the Oregon Board of Pharmacy and the Federal Drug Enforcement Agency. The formulary is established and regularly reviewed by a multidisciplinary Pharmacy and Therapeutics Committee. Pharmaceuticals, equipment, and medical supplies are purchased through a 49-state buying consortium, which ensures that medications are purchased under some of the best pricing levels in the nation. The Pharmacy Unit currently prepares, packages, and distributes over 41,685 prescriptions per month to meet the medication needs of the system's 14,900 AICs.

Other Health Services Issues

Medicaid: In January 2014, DOC began using Medicaid (via OHA) to pay claims for qualified out of prison in-hospital stays. As the process developed, a few issues not imagined in the preliminary planning meetings emerged. Among them, reporting and IT systems seemed to create the most trouble. Since the two agencies do not share data systems, reporting is extremely difficult. Without accurate reporting, utilization reports are almost impossible to develop. The two agencies entered into a Memorandum of Understanding (MOU). However, the terms in this MOU have not been met due to these issues.

Ageing Population: Nationwide, prison systems are seeing a growing population of AICs over 55 years of age. As referenced in a PEW report (State Prison Health Care Spending, July 2014), Oregon has the highest percentage of “over 55” population in the nation. This aging population requires more medical resources over the term of their incarceration.

Medical Professional Staffing Shortage: DOC continues to experience a shortage of key medical staff at many of its institutions throughout the state, including a shortage in medical prescribers and has hired a professional medical recruiter (funded from vacancy savings) to assist in recruiting for key Health Services positions. The unique health care environment in prisons can be challenging and is not chosen by many health professionals. In addition, our lack of electronic health records is a recruitment obstacle that dissuades many qualified candidates.

Behavioral Health Unit (BHU): DOC has entered into a MOU with DRO, committing to the provision of expanded out-of-cell treatment for individuals with serious mental illnesses who are housed at OSP's BHU. As part of this collaboration, the agency has built a new building, added staff and has started new treatments in 2018.

BUDGET NARRATIVE

Expenditures by Fund Type, Positions and Full-Time Equivalents – 2019-21 Agency Request Budget

Program Sub-Unit	Position/ FTE	Revenue Sources			
		General Fund	Other Funds	Federal Fund	Total Fund
Medical	407 / 393.06	\$175,063,027	\$715,055	\$3,494,360	\$179,272,442
Dental	60 / 55.88	\$18,885,149	\$0	\$0	\$18,885,149
Behavioral Health	203 / 197.45	\$51,301,607	\$0	\$0	\$51,301,607
Pharmacy	26 / 26.00	\$54,426,449	\$0	\$0	\$54,426,449
Program Unit Total	696 / 672.39	\$299,676,232	\$715,055	\$3,494,360	\$303,885,647

Expenditures by Fund Type, Positions and Full-Time Equivalents – 2019-21 Governor’s Budget

Program Sub-Unit	Position/ FTE	Revenue Sources			
		General Fund	Other Funds	Federal Fund	Total Fund
Medical	342 / 337.73	\$158,317,390	\$715,055	\$3,494,360	\$162,526,805
Dental	60 / 55.88	\$18,862,658	\$0	\$0	\$18,862,658
Behavioral Health	142 / 139.16	\$46,830,083	\$0	\$0	\$46,830,083
Pharmacy	26 / 26.00	\$48,696,169	\$0	\$0	\$48,696,169
Program Unit Total	570 / 558.77	\$272,706,300	\$715,055	\$3,494,360	\$276,915,715

Revenue Sources and Proposed Revenue Changes in Agency Request Budget

Federal Funds: DOC receives federal State Criminal Alien Assistance Program (SCAAP) funding in the amount of approximately \$1.7 million per year, or \$3.4 million per biennium.

Other Funds: Other Funds revenue (with limitation of approximately \$700,000) as inmates reimburse the department for prosthetics and dentures ordered on their behalf.

Revenue Sources and Proposed Revenue Changes in Governor’s Budget

The revenue sources and proposed revenue changes in the Governor’s Budget are reflected above accordingly.

BUDGET NARRATIVE

Health Services Division

010 Non-PICS Psnl Svc / Vacancy Factor

Package Description

Purpose

This package includes three components: 1) The cost of Personal Services adjustments, such as inflation on non-PICS accounts, i.e., overtime, differentials, unemployment compensation, and mass transit taxes, which are not automatically generated by PICS; 2) An adjustment for the anticipated savings associated with normal employee turnover, commonly referred to as vacancy savings, which is developed using a formula prescribed by the Department of Administrative Services (DAS) Chief Financial Office (CFO) that considers both the savings and costs associated with normal turnover activity; and 3) An adjustment to the Public Employee Retirement System (PERS) Pension Obligation Bond assessment, which is also developed by the DAS CFO.

How Achieved

Non-PICS Accounts – With the exception of Mass Transit, adjustment amounts are computed by multiplying the above referenced accounts in the 2017-19 Base Budget by the standard inflation factor of 3.8%. Added to these amounts is the value of the exceptional inflation awarded to agencies that have both mandated caseload and 24/7 facilities. Overtime, Shift Differential and All Other Differential accounts have an additional above-standard inflation rate of 8.1%.

Vacancy Savings – Vacancy savings are computed using the formula and guidelines prescribed in the Budget and Legislative Concept Instructions and approved by the DAS CFO. This formulaic estimate of vacancy savings is then compared against the base budget, resulting in a package 010 adjustment.

PERS Pension Obligation Bonds – The Pension Obligation Bond amount is provided by the DAS CFO. This budgeted amount is distributed by DAS for Debt Service on PERS Pension Obligation Bonds. There is no inflation factor applied to Pension Obligation Bonds.

Agency Request Budget

Staffing Impact

None

BUDGET NARRATIVE

Revenue Source

General Fund	\$2,294,014
Other Funds	\$0

Governor's Budget

Staffing Impact

None

Revenue Source

General Fund	\$2,294,014
Other Funds	\$0

2021-23 Fiscal Impact

Actions approved in this package will have varying impacts on future periods. Normal inflation will be integrated into and become part of the Base Budget for 2021-23, as will the funding have approved in the non-PICS exceptions. Vacancy savings are re-projected each biennium based on agency experience. The Pension Obligation Bond financing will be an ongoing liability for the agency.

ESSENTIAL AND POLICY PACKAGE FISCAL IMPACT SUMMARY

Corrections, Dept of
Pkg: 010 - Non-PICS Psnl Svc / Vacancy Factor

Cross Reference Name: Health Services
Cross Reference Number: 29100-010-00-00-00000

<i>Description</i>	General Fund	Lottery Funds	Other Funds	Federal Funds	Nonlimited Other Funds	Nonlimited Federal Funds	All Funds
Revenues							
General Fund Appropriation	2,294,014	-	-	-	-	-	2,294,014
Total Revenues	\$2,294,014	-	-	-	-	-	\$2,294,014
Personal Services							
Overtime Payments	101,758	-	-	-	-	-	101,758
Shift Differential	75,188	-	-	-	-	-	75,188
All Other Differential	217,986	-	-	-	-	-	217,986
Public Employees' Retire Cont	87,000	-	-	-	-	-	87,000
Pension Obligation Bond	447,485	-	-	-	-	-	447,485
Social Security Taxes	30,215	-	-	-	-	-	30,215
Unemployment Assessments	1,198	-	-	-	-	-	1,198
Mass Transit Tax	306,292	-	-	-	-	-	306,292
Vacancy Savings	1,026,892	-	-	-	-	-	1,026,892
Total Personal Services	\$2,294,014	-	-	-	-	-	\$2,294,014
Services & Supplies							
Medical Services and Supplies	-	-	-	-	-	-	-
Expendable Prop 250 - 5000	-	-	-	-	-	-	-
IT Expendable Property	-	-	-	-	-	-	-
Total Services & Supplies	-	-	-	-	-	-	-

ESSENTIAL AND POLICY PACKAGE FISCAL IMPACT SUMMARY

Corrections, Dept of
Pkg: 010 - Non-PICS Psnl Svc / Vacancy Factor

Cross Reference Name: Health Services
Cross Reference Number: 29100-010-00-00-00000

<i>Description</i>	General Fund	Lottery Funds	Other Funds	Federal Funds	Nonlimited Other Funds	Nonlimited Federal Funds	All Funds
Total Expenditures							
Total Expenditures	2,294,014	-	-	-	-	-	2,294,014
Total Expenditures	\$2,294,014	-	-	-	-	-	\$2,294,014
Ending Balance							
Ending Balance	-	-	-	-	-	-	-
Total Ending Balance	-	-	-	-	-	-	-

BUDGET NARRATIVE

Health Services Division

021 Phase-In

Package Description

Purpose

This package includes the financial impact associated with phasing in a full 24 months of the programs, services, or legislative actions that were begun during the 2017-19 biennium. Package 021 includes the added costs of programs above the 2019-21 Base Budget level, after adjustments are made for start-up costs or other one-time expenditures funded in 2017-19.

How Achieved

This package phases in ongoing General Fund staffing related S&S funding associated with OSP BHU positions approved in 2017-19 LAB POP 114.

Agency Request Budget

Staffing Impact

None

Revenue Source

General Fund	\$20,726
Other Funds	\$0
Federal Funds	\$0

Governor's Budget

Staffing Impact

None

Revenue Source

General Fund	\$20,726
Other Funds	\$0

BUDGET NARRATIVE

Federal Funds \$0

2021-23 Fiscal Impact

The actions included in this package will become part of the Base Budget for 2021-23.

ESSENTIAL AND POLICY PACKAGE FISCAL IMPACT SUMMARY

Corrections, Dept of
Pkg: 021 - Phase - In

Cross Reference Name: Health Services
Cross Reference Number: 29100-010-00-00-00000

<i>Description</i>	General Fund	Lottery Funds	Other Funds	Federal Funds	Nonlimited Other Funds	Nonlimited Federal Funds	All Funds
Revenues							
General Fund Appropriation	20,726	-	-	-	-	-	20,726
Total Revenues	\$20,726	-	-	-	-	-	\$20,726
Services & Supplies							
Instate Travel	2,424	-	-	-	-	-	2,424
Employee Training	2,147	-	-	-	-	-	2,147
Office Expenses	11,198	-	-	-	-	-	11,198
Data Processing	3,086	-	-	-	-	-	3,086
Other Services and Supplies	1,871	-	-	-	-	-	1,871
Total Services & Supplies	\$20,726	-	-	-	-	-	\$20,726
Total Expenditures							
Total Expenditures	20,726	-	-	-	-	-	20,726
Total Expenditures	\$20,726	-	-	-	-	-	\$20,726
Ending Balance							
Ending Balance	-	-	-	-	-	-	-
Total Ending Balance	-	-	-	-	-	-	-

BUDGET NARRATIVE

Health Services Division

022 Phase-out Pgm & One-time Costs

Package Description

Purpose

This package includes the financial impact associated with phasing out programs, services, or legislative actions that were terminated during the 2017-19 biennium. This includes the elimination of one-time expenditures and/or reductions that were a part of the 2017-19 budget.

How Achieved

This package phases out one-time General Fund staffing related expendable property funding associated with OSP BHU positions approved in 2017-19 LAB POP 114.

Agency Request Budget

Staffing Impact

None

Revenue Source

General Fund	\$(78,722)
Other Funds	\$0
Federal Funds	\$0

Governor's Budget

Staffing Impact

None

Revenue Source

General Fund	\$(78,722)
Other Funds	\$0

BUDGET NARRATIVE

Federal Funds \$0

2021-23 Fiscal Impact

The actions included in this package will become part of the Base Budget for 2021-23.

ESSENTIAL AND POLICY PACKAGE FISCAL IMPACT SUMMARY

Corrections, Dept of
Pkg: 022 - Phase-out Pgm & One-time Costs

Cross Reference Name: Health Services
Cross Reference Number: 29100-010-00-00-00000

<i>Description</i>	General Fund	Lottery Funds	Other Funds	Federal Funds	Nonlimited Other Funds	Nonlimited Federal Funds	All Funds
Revenues							
General Fund Appropriation	(78,722)	-	-	-	-	-	(78,722)
Total Revenues	(\$78,722)	-	-	-	-	-	(\$78,722)
Services & Supplies							
Expendable Prop 250 - 5000	(42,686)	-	-	-	-	-	(42,686)
IT Expendable Property	(36,036)	-	-	-	-	-	(36,036)
Total Services & Supplies	(\$78,722)	-	-	-	-	-	(\$78,722)
Total Expenditures							
Total Expenditures	(78,722)	-	-	-	-	-	(78,722)
Total Expenditures	(\$78,722)	-	-	-	-	-	(\$78,722)
Ending Balance							
Ending Balance	-	-	-	-	-	-	-
Total Ending Balance	-	-	-	-	-	-	-

BUDGET NARRATIVE

Health Services Division

031 Standard Inflation

Package Description

Purpose

This package includes funding for inflation and adjustments to reflect the Price List of Goods and Services issued by DAS. The prescribed standard inflation factors were used for all accounts in this division.

How Achieved

For 2019-21, inflation factors are 3.8% for standard inflation, 4.2% for Professional Services, 20.14% for Attorney General charges, 3.8% for Facility Rental and Taxes, and 3.7% for Special Payments. Inflation requested in this package is based on the 2019-21 Base Budget. Inflation associated with biennialized phased-in programs, when applicable, is included in package 021. Inflation associated with new institution start-up and operation is included in the essential package for caseload in package 040.

In the Governor's Budget, package 090 eliminated the General Fund inflation for Services and Supplies on all accounts except for: Telecommunications, State Government Service Charges, Data Processing, Attorney General and Facilities Rent and Taxes.

Agency Request Budget

Staffing Impact

None

Revenue Source

General Fund	\$4,106,358
Other Funds	\$25,347
Federal Funds	\$127,433

Governor's Budget

Staffing Impact

None

BUDGET NARRATIVE

Revenue Source

General Fund	\$4,106,358
Other Funds	\$25,347
Federal Funds	\$127,433

2021-23 Fiscal Impact

The net impact of the actions in this package and the reductions in package 090 will become part of the Base Budget for 2021-23.

ESSENTIAL AND POLICY PACKAGE FISCAL IMPACT SUMMARY

Corrections, Dept of
Pkg: 031 - Standard Inflation

Cross Reference Name: Health Services
Cross Reference Number: 29100-010-00-00-00000

<i>Description</i>	General Fund	Lottery Funds	Other Funds	Federal Funds	Nonlimited Other Funds	Nonlimited Federal Funds	All Funds
Revenues							
General Fund Appropriation	4,106,358	-	-	-	-	-	4,106,358
Total Revenues	\$4,106,358	-	-	-	-	-	\$4,106,358
Services & Supplies							
Instate Travel	11,547	-	-	-	-	-	11,547
Employee Training	3,712	-	-	-	-	-	3,712
Office Expenses	27,931	-	-	-	-	-	27,931
Telecommunications	7,600	-	-	-	-	-	7,600
Data Processing	863	-	-	-	-	-	863
Employee Recruitment and Develop	150	-	-	-	-	-	150
Facilities Maintenance	3,358	-	-	-	-	-	3,358
Medical Services and Supplies	4,046,622	-	25,347	127,433	-	-	4,199,402
Other Services and Supplies	1,944	-	-	-	-	-	1,944
Expendable Prop 250 - 5000	1,066	-	-	-	-	-	1,066
IT Expendable Property	1,565	-	-	-	-	-	1,565
Total Services & Supplies	\$4,106,358	-	\$25,347	\$127,433	-	-	\$4,259,138
Total Expenditures							
Total Expenditures	4,106,358	-	25,347	127,433	-	-	4,259,138
Total Expenditures	\$4,106,358	-	\$25,347	\$127,433	-	-	\$4,259,138

ESSENTIAL AND POLICY PACKAGE FISCAL IMPACT SUMMARY

Corrections, Dept of
Pkg: 031 - Standard Inflation

Cross Reference Name: Health Services
Cross Reference Number: 29100-010-00-00-00000

<i>Description</i>	General Fund	Lottery Funds	Other Funds	Federal Funds	Nonlimited Other Funds	Nonlimited Federal Funds	All Funds
Ending Balance							
Ending Balance	-	-	(25,347)	(127,433)	-	-	(152,780)
Total Ending Balance	-	-	(\$25,347)	(\$127,433)	-	-	(\$152,780)

BUDGET NARRATIVE

Health Services Division

032 Above Standard Inflation

Package Description

Purpose

This package includes funding for above standard inflation as prescribed by DAS. Approval by the DAS CFO is required in order to use this package. Medical accounts are approved to use the additional medical services inflation factor because they rely heavily on skilled medical staff (doctors, dentists, registered nurses), advancements in medical technology, and high-cost prescription drugs to fulfill its mandate.

How Achieved

For 2019-21, the above standard inflation factor for Medical Services and Supplies is 0.4%, and non-DAS inflation related to Non-state employee personnel costs applied to Special Payments is 0.4%. These are in addition to the inflation included in package 031.

In the Governor's Budget, package 090 eliminated the General Fund value of this package.

Agency Request Budget

Staffing Impact

None

Revenue Source

General Fund	\$425,958
Other Funds	\$2,668
Federal Funds	\$13,414

Governor's Budget

Staffing Impact

None

BUDGET NARRATIVE

Revenue Source

General Fund	\$425,958
Other Funds	\$2,668
Federal Funds	\$13,414

2021-23 Fiscal Impact

The net impact of the actions included in this package and the reductions in package 090 will become part of the Base Budget in 2021-23.

ESSENTIAL AND POLICY PACKAGE FISCAL IMPACT SUMMARY

Corrections, Dept of
Pkg: 032 - Above Standard Inflation

Cross Reference Name: Health Services
Cross Reference Number: 29100-010-00-00-00000

<i>Description</i>	General Fund	Lottery Funds	Other Funds	Federal Funds	Nonlimited Other Funds	Nonlimited Federal Funds	All Funds
Revenues							
General Fund Appropriation	425,958	-	-	-	-	-	425,958
Total Revenues	\$425,958	-	-	-	-	-	\$425,958
Services & Supplies							
Medical Services and Supplies	425,958	-	2,668	13,414	-	-	442,040
Total Services & Supplies	\$425,958	-	\$2,668	\$13,414	-	-	\$442,040
Total Expenditures							
Total Expenditures	425,958	-	2,668	13,414	-	-	442,040
Total Expenditures	\$425,958	-	\$2,668	\$13,414	-	-	\$442,040
Ending Balance							
Ending Balance	-	-	(2,668)	(13,414)	-	-	(16,082)
Total Ending Balance	-	-	(\$2,668)	(\$13,414)	-	-	(\$16,082)

BUDGET NARRATIVE

Health Services Division

033 Exception Inflation

Package Description

Purpose

This package includes the amount above the inflation included in packages 031 and 032. Approval of an exception request by the DAS CFO is required to use this package.

How Achieved

Exception request for extraordinary inflation amounts on Medical Services & Supplies was approved by DAS. The exception rates approved are 3.0% for Medical Services, 3.0% for Behavioral Health, and 3.0% for Pharmacy. These rates are in addition to the 3.8% standard inflation in package 031, and the 0.4% above standard inflation included in package 032.

In the Governor's Budget, package 090 eliminated the General Fund value of this package.

Agency Request Budget

Staffing Impact

None

Revenue Source

General Fund	\$3,181,734
Other Funds	\$20,011
Federal Funds	\$0

Governor's Budget

Staffing Impact

None

BUDGET NARRATIVE

Revenue Source

General Fund	\$3,181,734
Other Funds	\$20,011
Federal Funds	\$0

2021-23 Fiscal Impact

The net impact of the actions included in this package and the reductions in package 090 will become part of the Base Budget in 2021-23.

ESSENTIAL AND POLICY PACKAGE FISCAL IMPACT SUMMARY

Corrections, Dept of
Pkg: 033 - Exceptional Inflation

Cross Reference Name: Health Services
Cross Reference Number: 29100-010-00-00-00000

<i>Description</i>	General Fund	Lottery Funds	Other Funds	Federal Funds	Nonlimited Other Funds	Nonlimited Federal Funds	All Funds
Revenues							
General Fund Appropriation	3,181,734	-	-	-	-	-	3,181,734
Total Revenues	\$3,181,734	-	-	-	-	-	\$3,181,734
Services & Supplies							
Medical Services and Supplies	3,181,734	-	20,011	-	-	-	3,201,745
Total Services & Supplies	\$3,181,734	-	\$20,011	-	-	-	\$3,201,745
Total Expenditures							
Total Expenditures	3,181,734	-	20,011	-	-	-	3,201,745
Total Expenditures	\$3,181,734	-	\$20,011	-	-	-	\$3,201,745
Ending Balance							
Ending Balance	-	-	(20,011)	-	-	-	(20,011)
Total Ending Balance	-	-	(\$20,011)	-	-	-	(\$20,011)

BUDGET NARRATIVE

Health Services Division

040 Mandated Caseload

Package Description

Purpose

Mandated caseload changes included in this package are based on caseload changes for programs that are required by the federal government, the state constitution, or court actions. Mandated caseload costs include, but are not limited to, the cost of additional staff and operating costs required to operate these programs. The April 2018 Oregon Corrections Population Forecast published by DAS Office of Economic Analysis is the basis for actions presented in this package.

How Achieved

In response to the caseload projections included in the April 2018 Population Forecast, DOC completes a Population Management Plan that details the location and number of beds to be opened and/or closed in the institutions. This plan reflects de-activating temporary and emergency beds within the department's facilities as the result of the declining prison population forecast.

Specifically, the plan includes reducing the funding for temporary and emergency beds planned to be de-activated during the 2019-21 biennium at Two Rivers Correctional Institution, Coffee Creek Correctional Facility, and Eastern Oregon Correctional Institution.

The Governor's Budget modified this package to reflect the reduction in mandated caseload from the October 2018 population forecast.

Agency Request Budget

Staffing Impact

Positions	0
FTE	0

Revenue Source

General Fund	\$(256,409)
Other Funds	\$0
Federal Funds	\$0

BUDGET NARRATIVE

Governor's Budget

Staffing Impact

Positions	0
FTE	0

Revenue Source

General Fund	\$(457,125)
Other Funds	\$0
Federal Funds	\$0

2021-23 Fiscal Impact

Mandated caseload is re-projected each biennium during budget development based on the most current Office of Economic Analysis population forecast. Therefore, actions in this package will not have an impact in 2021-23.

ESSENTIAL AND POLICY PACKAGE FISCAL IMPACT SUMMARY

Corrections, Dept of
Pkg: 040 - Mandated Caseload

Cross Reference Name: Health Services
Cross Reference Number: 29100-010-00-00-00000

<i>Description</i>	General Fund	Lottery Funds	Other Funds	Federal Funds	Nonlimited Other Funds	Nonlimited Federal Funds	All Funds
Revenues							
General Fund Appropriation	(475,125)	-	-	-	-	-	(475,125)
Total Revenues	(\$475,125)	-	-	-	-	-	(\$475,125)
Services & Supplies							
Medical Services and Supplies	(475,125)	-	-	-	-	-	(475,125)
Total Services & Supplies	(\$475,125)	-	-	-	-	-	(\$475,125)
Total Expenditures							
Total Expenditures	(475,125)	-	-	-	-	-	(475,125)
Total Expenditures	(\$475,125)	-	-	-	-	-	(\$475,125)
Ending Balance							
Ending Balance	-	-	-	-	-	-	-
Total Ending Balance	-	-	-	-	-	-	-

BUDGET NARRATIVE

Health Services Division

090 Analyst Adjustments

Package Description

Purpose

This package, added by the Governor, reflects additional policy adjustments to the DOC 2019-21 Agency Request Budget.

How Achieved

This package in the Governor's Balanced Budget eliminated the General Fund standard inflation for all services and supplies accounts except Telecommunications, State Government Service Charges, Data Processing, Attorney General and Facilities Rent and Taxes in package 031, eliminated General Fund Above Standard and Exceptional inflation, eliminated a position, and S&S cuts related to certain positions. These values are identified in the table below:

Revenue Source	Package 031	Package 032	Package 033	Vacant Position Elimination	S&S on Certain Positions
General Fund	(\$4,097,895)	(\$425,958)	(\$3,181,734)	(\$86,879)	(\$56,739)
Other Funds					
Positions				(1)	
FTE				(0.50)	

Governor's Balanced Budget

Staffing Impact

Positions: (1)
FTE: (0.50)

Revenue Source

General Fund (\$7,849,205)
Other Funds \$0
Federal Funds \$0

2019-21 Fiscal Impact

The actions included in this package will become part of the Base Budget in 2021-23.

ESSENTIAL AND POLICY PACKAGE FISCAL IMPACT SUMMARY

Corrections, Dept of
Pkg: 090 - Analyst Adjustments

Cross Reference Name: Health Services
Cross Reference Number: 29100-010-00-00-00000

<i>Description</i>	General Fund	Lottery Funds	Other Funds	Federal Funds	Nonlimited Other Funds	Nonlimited Federal Funds	All Funds
Revenues							
General Fund Appropriation	(7,849,205)	-	-	-	-	-	(7,849,205)
Total Revenues	(\$7,849,205)	-	-	-	-	-	(\$7,849,205)
Personal Services							
Class/Unclass Sal. and Per Diem	(39,588)	-	-	-	-	-	(39,588)
Empl. Rel. Bd. Assessments	(61)	-	-	-	-	-	(61)
Public Employees' Retire Cont	(8,721)	-	-	-	-	-	(8,721)
Social Security Taxes	(3,029)	-	-	-	-	-	(3,029)
Worker's Comp. Assess. (WCD)	(58)	-	-	-	-	-	(58)
Mass Transit Tax	(238)	-	-	-	-	-	(238)
Flexible Benefits	(35,184)	-	-	-	-	-	(35,184)
Reconciliation Adjustment	-	-	-	-	-	-	-
Total Personal Services	(\$86,879)	-	-	-	-	-	(\$86,879)
Services & Supplies							
Instate Travel	(18,186)	-	-	-	-	-	(18,186)
Out of State Travel	-	-	-	-	-	-	-
Employee Training	(9,589)	-	-	-	-	-	(9,589)
Office Expenses	(58,585)	-	-	-	-	-	(58,585)
Data Processing	(8,448)	-	-	-	-	-	(8,448)
Employee Recruitment and Develop	(150)	-	-	-	-	-	(150)
Facilities Maintenance	(3,358)	-	-	-	-	-	(3,358)
Medical Services and Supplies	(7,654,314)	-	-	-	-	-	(7,654,314)
Other Services and Supplies	(7,065)	-	-	-	-	-	(7,065)

ESSENTIAL AND POLICY PACKAGE FISCAL IMPACT SUMMARY

Corrections, Dept of
Pkg: 090 - Analyst Adjustments

Cross Reference Name: Health Services
Cross Reference Number: 29100-010-00-00-00000

<i>Description</i>	General Fund	Lottery Funds	Other Funds	Federal Funds	Nonlimited Other Funds	Nonlimited Federal Funds	All Funds
Services & Supplies							
Expendable Prop 250 - 5000	(1,066)	-	-	-	-	-	(1,066)
IT Expendable Property	(1,565)	-	-	-	-	-	(1,565)
Total Services & Supplies	(\$7,762,326)	-	-	-	-	-	(\$7,762,326)
Total Expenditures							
Total Expenditures	(7,849,205)	-	-	-	-	-	(7,849,205)
Total Expenditures	(\$7,849,205)	-	-	-	-	-	(\$7,849,205)
Ending Balance							
Ending Balance	-	-	-	-	-	-	-
Total Ending Balance	-	-	-	-	-	-	-
Total Positions							
Total Positions							(1)
Total Positions	-	-	-	-	-	-	(1)
Total FTE							
Total FTE							(0.50)
Total FTE	-	-	-	-	-	-	(0.50)

12/18/18 REPORT NO.: PPDPFISCAL
 REPORT: PACKAGE FISCAL IMPACT REPORT
 AGENCY:29100 DEPT OF CORRECTIONS
 SUMMARY XREF:010-00-00 Health Services

DEPT. OF ADMIN. SVCS. -- PPDB PICS SYSTEM

PAGE 10

2019-21

PROD FILE

PICS SYSTEM: BUDGET PREPARATION

PACKAGE: 090 - Analyst Adjustments

POSITION NUMBER	CLASS COMP	CLASS NAME	POS CNT	FTE	MOS	STEP	RATE	GF SAL/OPE	OF SAL/OPE	FF SAL/OPE	LF SAL/OPE	AF SAL/OPE
0300055	AAONC0104	AP OFFICE SPECIALIST 2	1-	.50-	12.00-	02	3,299.00	39,588- 47,053-				39,588- 47,053-
TOTAL PICS SALARY								39,588-				39,588-
TOTAL PICS OPE								47,053-				47,053-
TOTAL PICS PERSONAL SERVICES =			1-	.50-	12.00-			86,641-				86,641-

BUDGET NARRATIVE

Health Services Division

103 Electronic Health Record (EHR)

Purpose

Department of Corrections (DOC) Health Services (HS) provides around-the-clock care to Oregon's adults in custody (AIC) at 14 institutions across the state. This includes medical, dental, mental health, and pharmacy services, with visits to outside hospitals or specialty providers when necessary. To deliver this level of care, DOC employs approximately 550 health care personnel and manages a number of agreements with health care organizations in communities throughout Oregon and surrounding states. HS is managed by an administrative unit in Salem, which sets policy and long-term direction for operational units representing the health care program at each facility.

HS is dedicated to program and service delivery in the most efficient and effective ways possible which align with the Agency Correctional Outcomes through Research and Engagement (CORE), utilizing evaluations and assessments through audits and outcomes to help us meet these CORE goals. For over a decade, business and technical challenges and issues have been identified and documented based on the current health record system; support the need for a new Electronic Health Record (EHR) solution to aid staff in doing their work as effectively, efficiently, and safely as possible. This includes many functions, such as HS Information Technology Services, operational support for AIC transports, Facilities, and AIC medical trip scheduling. As recently as 2014, a report from the Correctional Health Care Costs Task Force (Senate Bill 843 [2013]) included the use of an electronic health records system as a primary recommendation to the Ways & Means Subcommittee on Public Safety. DOC guiding principles, include having modern tools and technology in place. Noted issues in this business case include the following areas of concern:

Continuity of Care – Intake, Ongoing, Re-entry

Employees work with a system of paper-based patient health records and paper-driven workflows supported by increasingly outdated technology platforms, nonintegrated applications, and “workaround” solutions. This paper-laden system does not provide easy access to, or sharing and archiving of health care information. Staff lack modern tools designed to assist patients during the different phases of AIC intake into DOC, custody within DOC, and release and re-entry out of DOC. New staff must be taught how to record notes manually in medical files, and the lack of an EHR negatively impacts employee recruiting and retention. Files must also physically follow patients in an environment where both intra-and inter-facility moves are frequent, and they must also remain archived for many years. Continuity of care before and after incarceration between DOC and providers is comprised by not having an EHR.

BUDGET NARRATIVE

Measurement – Evidence-Based Decision Making, Performance Indicators, and Compliance

Measuring the quality of health care with meaningful data is important because it informs stakeholders on how the health system is performing and leads to improved operations and care. Due to the difficulty of analyzing and reporting, measuring standards of care, and progress toward governing initiatives such as CORE and legislative KPMs is challenging. The Health Insurance Portability and Accountability Act (HIPAA) is a keystone regulatory driver that is not easily managed due, in part, to the current paper/electronic-based system.

Information Technology – Non-Centralized Data Management Compounded by Technical Debt

DOC loses efficiencies, litigation defense, and data quality by reporting from information inconsistently tracked and stored outside of a centrally managed records system. The longer DOC operates with a paper/electronic-based system surrounded by manual processes and supplemental systems (“workarounds”), the more custom development will accrue, making further changes harder in the future (technical debt). Other long-term problems include: ongoing alignment with Oregon Information Resources Enterprise Information Resource Management Strategy; DAS Enterprise Technology Services Strategic Plan; and, more recently, the new Executive Order, Unifying Cyber Security in Oregon, in which state agencies must carry out new actions to unify IT security functions.

DOC has successfully completed Stage Gate 1 - An Office of the State Chief Information Officer (OSCIO) approved, high-level Business Case for this initiative. DOC is working on procuring the services of an EHR Project Manager and Business Analyst in 2017-19 to start creating a detailed business case, project charter, initial risk assessment, and other project documents for Stage Gate 2 approval in 2019-21. Stage Gate 2 activities support DOC’s efforts to secure additional funding or oversight support of continued project efforts to prepare detailed project management plans/artifacts for the project.

This request is for funding to accomplish Stage Gate 2, Detailed Project Planning and Execution. Included in these stages are obtaining independent quality assurance (QA) services (i.e., preliminary QA and other quality management services); creating a request for proposal (RFP); maintain scope, schedule, budget, and resources needs at a level of +/-10 percent of the project’s vision; and planning and conducting a test scenario at Coffee Creek Correctional Facility (CCCF).

How Achieved

The EHR will be implemented by utilizing existing DOC staff along with vendors and software in partnership with the OSCIO with funding of \$3,700,000 for Stage Gate 2, which includes quality assurance services. Some of this cost was noted in the high-level business case (BC), a software as a service (SaaS) solution including hardware upgrades. The amount in the BC has been adjusted by 3.7 percent for inflation. One item of note that will be explored in Stage Gate 2 (that was not in the original BC) is the option of building on/feasibility of using systems already in use by the Oregon State Hospital or the Oregon Youth Authority via a pilot at CCCF.

BUDGET NARRATIVE

Quantifying Results

Projects must submit quarterly reports to OSCIO, based on OSCIO templates, timeframes, and other OSCIO requirements.

Both staff wellness and overtime reduction are DOC Destination 2026 strategic initiatives. To provide data-based decisions for these strategic initiatives, various aspects of staff wellness and retention are measured on the agency's performance measurement scorecard. Below are Agency performance measures that are impacted by not having an EHR, either by creating significant difficulty in accurately collecting and reporting the data through the existing manual paper and electronic-based systems or the negative impact on staff wellness and retention due to lack of an EHR.

Measure No.	Measure Name	Measure Calculation	RANGE			Target	Data Reporting Frequency
			Red	Yellow	Green		
AGY_OP3d	Chronic Disease Management	Percentage of AICs who are screened every 12 months for chronic diseases	TBD	TBD	TBD	TBD	Quarterly
AGY_OP3e	Parole/Release Medications	Percentage of AICs releasing with necessary medications	≤96%	97-98%	≥99%	100%	Quarterly
AGY_OM12a	Offsite Medical Healthcare	Percent of total AIC care encounters that occur offsite	≥1.16%	1.06-1.15%	≤1.05%	1%	Annually
AGY_SP1i	Non-Security Staff Retention	Percentage of non-security new hires reaching five years of DOC service	≤69%	70-79%	80-89%	90%	Quarterly

Agency Request Budget

Staffing Impact

Positions	0
FTE	0.00

Revenue Source

General Fund	\$3,700,000
Other Funds	\$0

BUDGET NARRATIVE

Governor's Budget

Staffing Impact

Positions	0
FTE	0.00

Revenue Source

General Fund	\$1,500,000
Other Funds	\$0

2021-23 Fiscal Impact

These one-time costs will be phased out in 2021-23.

ESSENTIAL AND POLICY PACKAGE FISCAL IMPACT SUMMARY

Corrections, Dept of
Pkg: 103 - Electronic Health Records

Cross Reference Name: Health Services
Cross Reference Number: 29100-010-00-00-00000

<i>Description</i>	General Fund	Lottery Funds	Other Funds	Federal Funds	Nonlimited Other Funds	Nonlimited Federal Funds	All Funds
Revenues							
General Fund Appropriation	1,500,000	-	-	-	-	-	1,500,000
Total Revenues	\$1,500,000	-	-	-	-	-	\$1,500,000
Services & Supplies							
Professional Services	1,500,000	-	-	-	-	-	1,500,000
Total Services & Supplies	\$1,500,000	-	-	-	-	-	\$1,500,000
Total Expenditures							
Total Expenditures	1,500,000	-	-	-	-	-	1,500,000
Total Expenditures	\$1,500,000	-	-	-	-	-	\$1,500,000
Ending Balance							
Ending Balance	-	-	-	-	-	-	-
Total Ending Balance	-	-	-	-	-	-	-

BUDGET NARRATIVE

Health Services Division

115 Westside Infirmiry

Purpose

The Oregon Department of Corrections (DOC) is requesting funding to expand patient care at the Oregon State Correctional Institution (OSCI). As the elderly population in our care and custody continues to rise, the addition of 24-hour nursing coverage on the Westside of the state provides an economical use of current resources as a first step in preparing for higher levels of infirmiry care overtime.

Currently, the only male infirmiry beds available on the Westside of the state are located at the Oregon State Penitentiary (OSP). Infirmiry beds require 24 hours, seven days per week staffing, something that only OSP provides for the male population in the Willamette Valley. OSP is a multi-level facility with housing restrictions due to the stairs. This causes a severe strain on DOC's healthcare system because patient acuity continues to increase across the state and services such as radiation and chemotherapy are both more readily available and less expensive in the Valley. As a result, OSP has reached capacity in their infirmiry and at times must utilize emergency beds (e-beds).

Institution	Gender	Infirmiry Beds	Location
CCCF	F	14	West
EOCI	M	8	East
OSP	M	22*	West
SRCI	M	16	East
TRCI	M	16	East
East side Male Beds		40	
West side Male Beds		22*	
*32 with 10 e-beds			

Expanding medical staffing to 24-hour coverage at OSCI will maximize access to services, assist with cost containment, and would be critical to the success of realigning beds based on the needs of the AIC population. The Portland and Salem metropolitan areas are prime drivers for this realignment, as they provide better access to psychiatric services and medical specialty care, more significantly discounted hospital rates, and require less transporting of AICs (particularly out of state). Additionally, OSCI, a medium custody facility, is well suited to AICs with movement restrictions such as wheel chairs and walkers making it an excellent opportunity to house AICs with medical needs and medium custody requirements.

BUDGET NARRATIVE

DOC is also asking for \$100,000 for a site review and engineering evaluation of OSCI to determine a master plan for the addition of a new infirmary building. The current facility structure will not allow for the creation of an infirmary within its current layout but there are other opportunities at the Facility which are promising to create new space specific to infirmary beds. The projected construction would be for the 2021-23 or 2023-25 biennia.

How Achieved

DOC proposes expanding medical staffing coverage to 24 hours, 7 days per week at OSCI. DOC requests 23 additional staff (20.20 FTE) as follows:

- 1 Nurse Manager
- 1 Office Specialist 2
- 1 Medical Records Specialist
- 10 Registered Nurses (8.60 FTE)
- 10 Certified Medical Aides (8.60 FTE)

By adding this staffing and becoming a 24 hours, 7 days per week medical operation, it allows OSCI to accommodate higher acuity patients than they currently handle and will utilize existing beds as a convalescence or step-down unit. The OSP Infirmary would then be utilized for only the highest acuity patients and OSCI would provide a lower level of care that still requires uninterrupted coverage while allowing the patients to remain in the Willamette Valley.

Quantifying Results

This proposal would allow DOC to control some higher costs created by AIC patients who are currently required to stay hospitalized longer than necessary due to a limited number of Westside infirmary beds.

The significance of the AIC health needs and the impacts the limited male infirmary bed space on the Westside of the state has on AIC transport and institution placement is reflected in the fact that they are addressed in two Destination 2026 strategic initiatives: “AIC (*Health Care*) Needs Compiled” and “Right Bed/Right Time.”

The impacts of limited appropriate bed space (right bed/right time) and other institution placement restrictions due to AIC health needs versus available infirmary beds are tracked in one agency performance measure. There are additional measures tracked on the Health Services Unit scorecard.

BUDGET NARRATIVE

Measure No.	Measure Name	Measure Calculation	RANGE			Target	Data Reporting Frequency
			Red	Yellow	Green		
AGY_OM12a	Offsite Medical Healthcare	Percent of total AIC care encounters that occur offsite	≥1.16%	1.06-1.15%	≤1.05%	1%	Annually

Agency Request Budget

Staffing Impact

Positions	23
FTE	20.20

Revenue Source

General Fund	\$4,642,129
Other Funds	\$0

Governor's Budget

Staffing Impact

Positions	0
FTE	0.00

Revenue Source

General Fund	\$0
Other Funds	\$0

2021-23 Impact:

This package was denied and will have no impact to the 2019-21 or 2021-23 biennia.

ESSENTIAL AND POLICY PACKAGE FISCAL IMPACT SUMMARY

Corrections, Dept of
Pkg: 115 - Westside Infirmary

Cross Reference Name: Health Services
Cross Reference Number: 29100-010-00-00-00000

<i>Description</i>	General Fund	Lottery Funds	Other Funds	Federal Funds	Nonlimited Other Funds	Nonlimited Federal Funds	All Funds
Revenues							
General Fund Appropriation	-	-	-	-	-	-	-
Total Revenues	-	-	-	-	-	-	-
Personal Services							
Class/Unclass Sal. and Per Diem	-	-	-	-	-	-	-
Overtime Payments	-	-	-	-	-	-	-
Shift Differential	-	-	-	-	-	-	-
All Other Differential	-	-	-	-	-	-	-
Empl. Rel. Bd. Assessments	-	-	-	-	-	-	-
Public Employees' Retire Cont	-	-	-	-	-	-	-
Social Security Taxes	-	-	-	-	-	-	-
Unemployment Assessments	-	-	-	-	-	-	-
Worker's Comp. Assess. (WCD)	-	-	-	-	-	-	-
Mass Transit Tax	-	-	-	-	-	-	-
Flexible Benefits	-	-	-	-	-	-	-
Total Personal Services	-	-	-	-	-	-	-
Services & Supplies							
Instate Travel	-	-	-	-	-	-	-
Employee Training	-	-	-	-	-	-	-
Office Expenses	-	-	-	-	-	-	-
Data Processing	-	-	-	-	-	-	-
Professional Services	-	-	-	-	-	-	-
Other Services and Supplies	-	-	-	-	-	-	-

ESSENTIAL AND POLICY PACKAGE FISCAL IMPACT SUMMARY

Corrections, Dept of
Pkg: 115 - Westside Infirmary

Cross Reference Name: Health Services
Cross Reference Number: 29100-010-00-00-00000

<i>Description</i>	General Fund	Lottery Funds	Other Funds	Federal Funds	Nonlimited Other Funds	Nonlimited Federal Funds	All Funds
Services & Supplies							
Expendable Prop 250 - 5000	-	-	-	-	-	-	-
IT Expendable Property	-	-	-	-	-	-	-
Total Services & Supplies	-	-	-	-	-	-	-
Total Expenditures							
Total Expenditures	-	-	-	-	-	-	-
Total Expenditures	-	-	-	-	-	-	-
Ending Balance							
Ending Balance	-	-	-	-	-	-	-
Total Ending Balance	-	-	-	-	-	-	-
Total Positions							
Total Positions							-
Total Positions	-	-	-	-	-	-	-
Total FTE							
Total FTE							-
Total FTE	-	-	-	-	-	-	-

BUDGET NARRATIVE

Health Services Division

121 Healthcare Staffing Conversion

Purpose

Policy Option Package 121 seeks to address the following:

- A. Behavioral Health Staffing Conversion and Funding of OB/GYN position
- B. Health Promotion conversion from contractor to FTE

The resources being requested for the Health Services Division are item A.

A. Behavioral Health Staffing Conversion and Funding of OB/GYN position

The purpose of this policy option package is to convert the current Medical Services budget into 20 Behavioral Health Specialist 2's (BHS 2), 3 Psychiatric Mental Health Nurse Practitioners, 7 Psychologist positions, and 1 Physician. The S&S budget will move to funding employees rather than contractors. This shift would result in a net zero budget difference.

Most of these positions will exist in the Behavioral Health Services (BHS) section of the Oregon Department of Corrections (DOC). The purpose of this section is to provide treatment at each of the department's institutions for offenders who meet the criteria for a mental health diagnosis or an intellectual disability. Mental health treatment services must be consistent with the standards and quality of such services in the community in order to meet the legal obligation the state has to incarcerate people. This includes the evaluation of every Adult in Custody (AIC) to identify those who are mentally ill and to ensure that appropriate treatment services are made available. BHS is comprised of an administrative unit which sets policy and long term direction and several operational units that provide treatment for the targeted service populations. Operational units include intake, alcohol and drug treatment, outpatient treatment, mental health housing, day treatment, mental health infirmaries, intermediate care housing, and behavioral health units. Operational units are responsible for delivering treatment services to inmates at nine of DOC's institutions, consistent with policy established by the Health Services Administrator.

The Physician position provides medical care to AICs. This specific position would provide OB/GYN care to female AIC's at Coffee Creek Correction Facility (CCCCF). OB/GYN services are currently provided by either outside providers and/or Locum Tenens contractors.

Historically, BHS employed mental health specialists that were required to have a Bachelor's degree. The minimum qualifications for clinicians conducting individual and group therapy, as well as other necessary components of diagnostic and treatment work requires a

BUDGET NARRATIVE

Master's degree. Mental health specialists referred clients on their caseload to contractors for group and individual therapy because they did not meet those minimum qualifications. In January of 2011, as a result of Senate Bill 177, BHS was mandated to credential mental health professionals as Qualified Mental Health Professionals (QMHPs), requiring a Master's degree. Over the last several years DOC has, through attrition, shifted to employing only QMHPs. DOC has been able to recruit Master's level professionals, many of whom are licensed or who are currently working on licensure and are experienced in conducting group and individual therapy.

There are some fundamental differences between employees and contractors. Historically, there have been identified barriers for contractors in regard to inclusion in multidisciplinary teams, fidelity of services and oversight. Employed personnel provide a more stable workforce invested in the vision and mission of the department. Our current staff QMHPs have the experience and expertise to assume the various services historically provided by contractors. For DOC QMHP employees to assume the services previously provided by contractors, we need to convert contract dollars into staff positions.

Historically, DOC has also utilized contract psychologists because there is no classification for psychologists within the department. DOC is required to conduct psychological testing and evaluations as part of the intake process. Additionally, testing and evaluation needs in our highest levels of care statewide are provided by these contractors. Presently, there is a clinical psychologist classification within the state system which would better meet the needs of DOC's Intake Center and facilities with our highest levels of care. For DOC clinical psychologist positions to be established, we request to convert contract dollars into staff positions.

Repurposing contract dollars for three psychiatric mental health nurse practitioner (PMHNP) positions will give DOC greater flexibility in its efforts to address a current shortage of psychiatric medication prescriber services throughout the DOC. It would also expand the pool of practitioners available to take after-hours emergency calls.

The resources requested specific to item A are \$0 General Fund, 54 positions, and 51.36 FTE. This shift would result in a net zero budget difference.

How Achieved

A. Behavioral Health Staffing Conversion and Funding of OB/GYN position

This request is budget neutral. The 2017-19 Biennial Budget for BHS Medical Services is \$7,569,008. While the pay has not been established yet for AFSCME or AOCE Psychologists, using what is paid at the Oregon State Hospital, the total cost of the 30 requested positions would be \$6,471,847, leaving approximately \$1,000,000 to continue contracting for other services as necessary.

The Correctional Physician/OB/GYN is also a contracted service, currently budgeted in Professional Services for OB/GYN services incurred by sending patients to outside medical provider offices. Hiring a physician to work inside the institution will also reduce the need for security personnel to provide escort services thus reducing mandatory overtime and improving staff wellness.

BUDGET NARRATIVE

Quantifying Results

A. Behavioral Health Staffing Conversion and Funding of OB/GYN position

The department has developed Correctional Outcomes through Research and Engagement (CORE) as a means to monitor and measure the daily work performed throughout the department. This will allow the department the ability to identify opportunities for improvement and streamline processes as well as use data for identification of constraints, effectively use resources and ultimately promote public safety. To gauge the department's progress, each core process is measured and replicated on an agency scorecard.

The addition of these new positions and the benefits and outcomes of adding these positions will be tied to the following CORE operating process (OP) and outcome measures (OM):

OP3.1a: Intake Screenings – The number of intake screening completed within 24 hours;

OP3.1c: Mental Health assessments and evaluations completed with 21 days;

OP3.2a: Inmate communications are triaged within 24 hours;

OP3.2b: Mental Health Clinic Schedule where clients with clinical symptoms are assessed within 48-72 hours;

OP3.2c: BHS Coordination of Care management – Percentage of inmates with serious & persistent mental illness receiving mental health case management services; and

OP3.2d: Average amount of structured treatment provided to individuals residing in Behavioral Health Unit.

Baseline data is currently being established.

Transitioning these roles from contractors to employees also strengthens the work in meeting the ODOC strategic goals. Individuals meet goals of their case plan; gain the skills to transition out of the corrections system; and evidence-based programs meet criminogenic needs.

Agency Request Budget:

Staffing Impact

Positions	54
FTE	51.36

Revenue Source

General Fund	\$13,822,491
Other Funds	\$0

BUDGET NARRATIVE

Governor’s Budget:

Staffing Impact

Positions	0
FTE	0.00

Revenue Source

General Fund	\$0
Other Funds	\$0

2021-23 Fiscal Impact

This package was denied and will have no impact to the 2019-21 or 2021-23 biennia.

ESSENTIAL AND POLICY PACKAGE FISCAL IMPACT SUMMARY

Corrections, Dept of
Pkg: 121 - Healthcare Staffing Conversion

Cross Reference Name: Health Services
Cross Reference Number: 29100-010-00-00-00000

<i>Description</i>	General Fund	Lottery Funds	Other Funds	Federal Funds	Nonlimited Other Funds	Nonlimited Federal Funds	All Funds
Revenues							
General Fund Appropriation	-	-	-	-	-	-	-
Total Revenues	-	-	-	-	-	-	-
Personal Services							
Class/Unclass Sal. and Per Diem	-	-	-	-	-	-	-
Overtime Payments	-	-	-	-	-	-	-
Shift Differential	-	-	-	-	-	-	-
All Other Differential	-	-	-	-	-	-	-
Empl. Rel. Bd. Assessments	-	-	-	-	-	-	-
Public Employees' Retire Cont	-	-	-	-	-	-	-
Social Security Taxes	-	-	-	-	-	-	-
Unemployment Assessments	-	-	-	-	-	-	-
Worker's Comp. Assess. (WCD)	-	-	-	-	-	-	-
Mass Transit Tax	-	-	-	-	-	-	-
Flexible Benefits	-	-	-	-	-	-	-
Total Personal Services	-	-	-	-	-	-	-
Services & Supplies							
Instate Travel	-	-	-	-	-	-	-
Employee Training	-	-	-	-	-	-	-
Office Expenses	-	-	-	-	-	-	-
Data Processing	-	-	-	-	-	-	-
Medical Services and Supplies	-	-	-	-	-	-	-
Other Services and Supplies	-	-	-	-	-	-	-

ESSENTIAL AND POLICY PACKAGE FISCAL IMPACT SUMMARY

Corrections, Dept of
Pkg: 121 - Healthcare Staffing Conversion

Cross Reference Name: Health Services
Cross Reference Number: 29100-010-00-00-00000

<i>Description</i>	General Fund	Lottery Funds	Other Funds	Federal Funds	Nonlimited Other Funds	Nonlimited Federal Funds	All Funds
Services & Supplies							
Expendable Prop 250 - 5000	-	-	-	-	-	-	-
IT Expendable Property	-	-	-	-	-	-	-
Total Services & Supplies	-	-	-	-	-	-	-
Total Expenditures							
Total Expenditures	-	-	-	-	-	-	-
Total Expenditures	-	-	-	-	-	-	-
Ending Balance							
Ending Balance	-	-	-	-	-	-	-
Total Ending Balance	-	-	-	-	-	-	-
Total Positions							
Total Positions							-
Total Positions	-	-	-	-	-	-	-
Total FTE							
Total FTE							-
Total FTE	-	-	-	-	-	-	-

BUDGET NARRATIVE

Health Services Division

122 Certified Medication Aides

Purpose

Request 40 Certified Medication Aide positions (34.40 FTE) to staff medication lines and infirmaries at institutions so institution registered nurses can provide needed direct patient care. DOC has worked with DAS Classification/Compensation for the last two years to successfully create a new classification, Certified Medication Aide (CMA), to staff our medication lines and provide basic nursing care in our five existing infirmaries.

CMA Medication Administration and Treatments: Administer oral, sublingual, and buccal medications, including eye medications with the exception of eye medications to new post-operative eye clients; ear medications; nasal medications; rectal medications; vaginal medications; skin ointments; topical medications including patches and transdermal medications; medications by gastrostomy and jejunostomy tubes; premeasured medication delivered by aerosol/nebulizer; and medications delivered by metered hand-held inhalers. Administer PRN medications, including controlled substances, to stable clients according to physician's or nurse practitioner's orders in response to specific client requests. Administer regularly scheduled controlled substances. Jointly witness wasted controlled substances with a licensed nurse. Count controlled substances with a licensed nurse or another CMA. Perform capillary blood glucose (CBG). Turn oxygen on and off at predetermined, established flow rate. Add fluid to established jejunostomy or gastrostomy tube feedings, change established tube feeding bags, and accept verbal or telephone orders for medication from a licensed health care professional who is authorized to independently diagnose and treat.

CMA Basic Nursing: Assist with activities of daily living (ADLs) such as hygiene, housekeeping, basic grooming, and basic daily needs to promote functional independence. Assist with nutrition, hydration, elimination, personal care, positioning devices and restraints, and restorative care. Observe and report changes of condition to a licensed nurse.

DOC currently runs an average of 105 medication handout lines daily, which takes about 105 hours per day, typically compressed into a 12-hour time span, seven days a week, equating to slightly over 13 FTE. Historically, these lines have been staffed by two people, an RN and/or another RN or a Health Services Technician (LPN). We anticipate replacing the RNs with the CMAs for med-line staffing.

In calendar year 2017, the RNs at DOC recorded 1,513 hours of mandatory overtime and 18,842 hours of overtime at a cost of \$1,086,950. We also employed float pool nurses at a cost of \$706,739 in 2017, the equivalent of 8.5 FTE. The RN classification at DOC has one of the highest turnover rates of all DOC classifications due, in part, to burnout. We request these CMA positions with the goal of reducing nursing overtime and to relieve nurses on the medication line responsibilities in order to focus on direct patient care. Destination 2026, the strategic

BUDGET NARRATIVE

plan for DOC, recognizes the criticality of staff wellness and specifically addresses the reduction of overtime. Excessive overtime is one driver of RN turnover and RN FMLA/OFLA protection. The CMA positions will help achieve the employee wellness goal.

How Achieved

Create 40 new Salary Grade 16 positions, and offset by reducing RN (SG 28) overtime and reducing the use of float pool nurses.

Quantifying Results

Our employees are our greatest asset. Thus, both staff wellness and overtime reduction are DOC Destination 2026 strategic initiatives. To provide data-based decisions for these strategic initiatives, various aspects of staff wellness and retention are measured on the agency's performance measurement scorecard. Retention of non-Security staff, which includes Health Services staff, is highlighted below.

Measure No.	Measure Name	Measure Calculation	RANGE			Target	Data Reporting Frequency
			Red	Yellow	Green		
AGY_SP1i	Non-Security Staff Retention	Percentage of non-security new hires reaching five years of DOC service	≤69%	70-79%	80-89%	90%	Quarterly

To specifically assess the effectiveness of the CMA positions, additional Health Services staff wellness measurements being considered are:

- RN overtime;
- RN retention/turnover;
- RN FMLA/OFLA usage; and
- Nurse float pool cost/usage.

BUDGET NARRATIVE

Agency Request Budget

Staffing Impact

Positions	40
FTE	34.40

Revenue Source

General Fund	\$5,935,935
Other Funds	\$0

Governor's Budget

Staffing Impact

Positions	0
FTE	0.00

Revenue Source

General Fund	\$0
Other Funds	\$0

2021-23 Fiscal Impact

This package was denied and will have no impact to the 2019-21 or 2021-23 biennia.

ESSENTIAL AND POLICY PACKAGE FISCAL IMPACT SUMMARY

**Corrections, Dept of
Pkg: 122 - Certified Medication Aides**

**Cross Reference Name: Health Services
Cross Reference Number: 29100-010-00-00-00000**

<i>Description</i>	General Fund	Lottery Funds	Other Funds	Federal Funds	Nonlimited Other Funds	Nonlimited Federal Funds	All Funds
Revenues							
General Fund Appropriation	-	-	-	-	-	-	-
Total Revenues	-	-	-	-	-	-	-
Personal Services							
Class/Unclass Sal. and Per Diem	-	-	-	-	-	-	-
Overtime Payments	-	-	-	-	-	-	-
Shift Differential	-	-	-	-	-	-	-
All Other Differential	-	-	-	-	-	-	-
Empl. Rel. Bd. Assessments	-	-	-	-	-	-	-
Public Employees' Retire Cont	-	-	-	-	-	-	-
Social Security Taxes	-	-	-	-	-	-	-
Unemployment Assessments	-	-	-	-	-	-	-
Worker's Comp. Assess. (WCD)	-	-	-	-	-	-	-
Mass Transit Tax	-	-	-	-	-	-	-
Flexible Benefits	-	-	-	-	-	-	-
Total Personal Services	-	-	-	-	-	-	-
Services & Supplies							
Instate Travel	-	-	-	-	-	-	-
Employee Training	-	-	-	-	-	-	-
Office Expenses	-	-	-	-	-	-	-
Data Processing	-	-	-	-	-	-	-
Other Services and Supplies	-	-	-	-	-	-	-
Expendable Prop 250 - 5000	-	-	-	-	-	-	-

ESSENTIAL AND POLICY PACKAGE FISCAL IMPACT SUMMARY

**Corrections, Dept of
Pkg: 122 - Certified Medication Aides**

**Cross Reference Name: Health Services
Cross Reference Number: 29100-010-00-00-00000**

<i>Description</i>	General Fund	Lottery Funds	Other Funds	Federal Funds	Nonlimited Other Funds	Nonlimited Federal Funds	All Funds
Services & Supplies							
IT Expendable Property	-	-	-	-	-	-	-
Total Services & Supplies	-	-	-	-	-	-	-
Total Expenditures							
Total Expenditures	-	-	-	-	-	-	-
Total Expenditures	-	-	-	-	-	-	-
Ending Balance							
Ending Balance	-	-	-	-	-	-	-
Total Ending Balance	-	-	-	-	-	-	-
Total Positions							
Total Positions							-
Total Positions	-	-	-	-	-	-	-
Total FTE							
Total FTE							-
Total FTE	-	-	-	-	-	-	-

BUDGET NARRATIVE

Health Services Division

124 Opioid Overdose Prevention

Purpose

This policy option package seeks to upgrade security practices through the use of technology and treatment to address opioid drug addiction as a public health crisis and limit staff and AIC exposure to dangerous controlled substances. The items listed below will improve staff safety, provide better security, and reduce the amount of drugs and other contraband coming into DOC institutions.

- A. Mail Scanners and TruNarc devices
- B. Raman Spectrometer (Tru-Narc) – Handheld Narcotics Analyzer
- C. K9 drug program
- D. Body Scanners
- E. Medically Assisted Treatment

Four policy and program areas have been identified for this package request. The resources being requested for Health Services are specific to Item E.

Medication Assisted Treatment (MAT) is a medically monitored therapeutic intervention designed to assist opiate-dependent adults. Opioid addiction is one of Oregon's most pressing public health issues. Even when the opioid-dependent adult has a strong desire to stop their substance use, they may find the physical and psychological withdrawal systems so difficult that they continue to use opioids to avoid withdrawal. MAT is proposed as a tool for AICs as they return to their communities and help reduce the likelihood of both lethal and non-lethal overdoses, encourage abstinence from opioid use, and reduce recidivism-related to opioid drug addiction.

How Achieved

Under the MAT program, a Qualified Mental Health Professional (QMHP) will screen AICs for opioid use disorder as part of the intake process. As AICs with an opioid use disorder diagnosis approach release, a Release QMHP will provide specific counseling, training, and case management to prepare the AIC to reintegrate into the community. The Release QMHP will also assess the AICs who came into custody before the intake opioid use disorder assessment started for potential program participation. As part of the release process for AICs with diagnosed opioid use disorder, a special needs review will be scheduled with a provider and a prescription for an identified medication therapy will be generated. A specialized MAT registered nurse will administer the selected medication and provide medication counseling within 30 days prior to release. The expected case load is 45 adults per month.

BUDGET NARRATIVE

There is an increased need for substance abuse treatment beds. With the addition of MAT DOC will establish a 35-bed male program and a 25-bed female program. These treatment beds will not be for MAT exclusively, but will add additional treatment capacity to meet the need of all AICs. The introduction of MAT will require increased and detailed collaboration between Medical Services, Behavioral Health Services (BHS), and contracted substance abuse treatment programs. The Program Analyst 2 (PA2) will support the existing treatment programs, collaborate with Health Services around MAT, and help establish new treatment programs as necessary.

Medications reviewed with evidence based practices include buprenorphine/naloxone sublingual films, sustained release naltrexone injection, methadone tables/solution, and recently available sustained release buprenorphine injection. Depending on the treatment, the cost of the medication could be \$2.6 million/biennium.

Administrative Specialist 1 support will be required to develop procedures, systems, and forms necessary to complete this MAT work and ensure efficient flow of information, work flow, and delivery of services within the agency and/or with other agencies, vendor or contractors. This position will help AICs understand and start the Medicaid application process to continue treatment. This position will explain laws, rules, and procedures for obtaining services after release to continue treatment. This position will collect data and compile statistical information related to the MAT program measuring success rate and/or performance to be used by others to make decisions related to the program.

Quantifying Results

Results for this package will be measured by being able to appropriately diagnose and quantify the number of AICs with Opioid Use Disorder during the intake process. We will also be able to track the percent of AICs who are administered medication-assisted treatment and counseling for Opioid Use Disorder within 30 days prior to their release from DOC custody.

Agency Request Budget

Staffing Impact

Positions	8
FTE	7.16

Revenue Source

General Fund	\$6,123,947
Other Funds	\$0

BUDGET NARRATIVE

Governor's Budget

Staffing Impact

Positions	0
FTE	0.00

Revenue Source

General Fund	\$0
Other Funds	\$0

2021-23 Fiscal Impact

This package was denied and will have no impact to the 2019-21 or 2021-23 biennia.

ESSENTIAL AND POLICY PACKAGE FISCAL IMPACT SUMMARY

Corrections, Dept of
Pkg: 124 - Opioid Overdose Prevention

Cross Reference Name: Health Services
Cross Reference Number: 29100-010-00-00-00000

<i>Description</i>	General Fund	Lottery Funds	Other Funds	Federal Funds	Nonlimited Other Funds	Nonlimited Federal Funds	All Funds
Revenues							
General Fund Appropriation	-	-	-	-	-	-	-
Total Revenues	-	-	-	-	-	-	-
Personal Services							
Class/Unclass Sal. and Per Diem	-	-	-	-	-	-	-
Overtime Payments	-	-	-	-	-	-	-
Shift Differential	-	-	-	-	-	-	-
All Other Differential	-	-	-	-	-	-	-
Empl. Rel. Bd. Assessments	-	-	-	-	-	-	-
Public Employees' Retire Cont	-	-	-	-	-	-	-
Social Security Taxes	-	-	-	-	-	-	-
Unemployment Assessments	-	-	-	-	-	-	-
Worker's Comp. Assess. (WCD)	-	-	-	-	-	-	-
Mass Transit Tax	-	-	-	-	-	-	-
Flexible Benefits	-	-	-	-	-	-	-
Total Personal Services	-	-	-	-	-	-	-
Services & Supplies							
Instate Travel	-	-	-	-	-	-	-
Employee Training	-	-	-	-	-	-	-
Office Expenses	-	-	-	-	-	-	-
Data Processing	-	-	-	-	-	-	-
Medical Services and Supplies	-	-	-	-	-	-	-
Other Services and Supplies	-	-	-	-	-	-	-

ESSENTIAL AND POLICY PACKAGE FISCAL IMPACT SUMMARY

Corrections, Dept of
Pkg: 124 - Opioid Overdose Prevention

Cross Reference Name: Health Services
Cross Reference Number: 29100-010-00-00-00000

<i>Description</i>	General Fund	Lottery Funds	Other Funds	Federal Funds	Nonlimited Other Funds	Nonlimited Federal Funds	All Funds
Services & Supplies							
Expendable Prop 250 - 5000	-	-	-	-	-	-	-
IT Expendable Property	-	-	-	-	-	-	-
Total Services & Supplies	-	-	-	-	-	-	-
Total Expenditures							
Total Expenditures	-	-	-	-	-	-	-
Total Expenditures	-	-	-	-	-	-	-
Ending Balance							
Ending Balance	-	-	-	-	-	-	-
Total Ending Balance	-	-	-	-	-	-	-
Total Positions							
Total Positions							-
Total Positions	-	-	-	-	-	-	-
Total FTE							
Total FTE							-
Total FTE	-	-	-	-	-	-	-

DETAIL OF LOTTERY FUNDS, OTHER FUNDS, AND FEDERAL FUNDS REVENUE

Corrections, Dept of
2019-21 Biennium

Agency Number: 29100
Cross Reference Number: 29100-010-00-00-00000

<i>Source</i>	2015-17 Actuals	2017-19 Leg Adopted Budget	2017-19 Leg Approved Budget	2019-21 Agency Request Budget	2019-21 Governor's Budget	2019-21 Leg. Adopted Audit
Other Funds						
Federal Revenues	-	91,109	91,109	182,677	182,677	-
Charges for Services	11,034	11,989	11,989	31,232	31,232	-
Admin and Service Charges	516	-	-	-	-	-
Fines and Forfeitures	155,771	43,916	43,916	320,242	320,242	-
Sales Income	40,318	26,436	26,436	50,458	50,458	-
Other Revenues	562,658	395,000	395,000	140,220	140,220	-
Total Other Funds	\$770,297	\$568,450	\$568,450	\$724,829	\$724,829	-
Federal Funds						
Federal Funds	3,390,585	3,353,513	3,353,513	3,494,360	3,494,360	-
Total Federal Funds	\$3,390,585	\$3,353,513	\$3,353,513	\$3,494,360	\$3,494,360	-

DETAIL OF LOTTERY FUNDS, OTHER FUNDS, AND FEDERAL FUNDS REVENUE

Source	Fund	ORBITS Revenue Acct	2013-2015 Actual	2015-17 Legislatively Adopted	2015-17 Estimated	2019-21		
						Agency Request	Governor's Balanced	Legislatively Adopted
Social Security reporting incentive	Other	0355	\$0	\$91,109	\$91,109	\$182,677	\$182,677	\$0
Charges for Services	Other	0410	\$11,034	\$11,989	\$11,989	\$31,232	\$31,232	0
Administration and Service Charges	Other	0415	\$516	0	0	0	0	0
Restitution for medical services	Other	0505	\$155,771	\$43,916	\$43,916	\$320,242	\$320,242	0
Sale of photocopies	Other	0705	\$40,318	\$26,436	\$26,436	\$50,458	\$50,458	0
Personal medical equipment reimbursement	Other	0975	\$562,658	\$395,000	\$395,000	\$140,220	\$140,220	0
State Criminal Alien Assistance Program (SCAAP) grant and Oregon Health Network	Federal	0995	\$3,390,585	\$3,353,513	\$3,353,513	\$3,494,360	\$3,494,360	0

BUDGET NARRATIVE

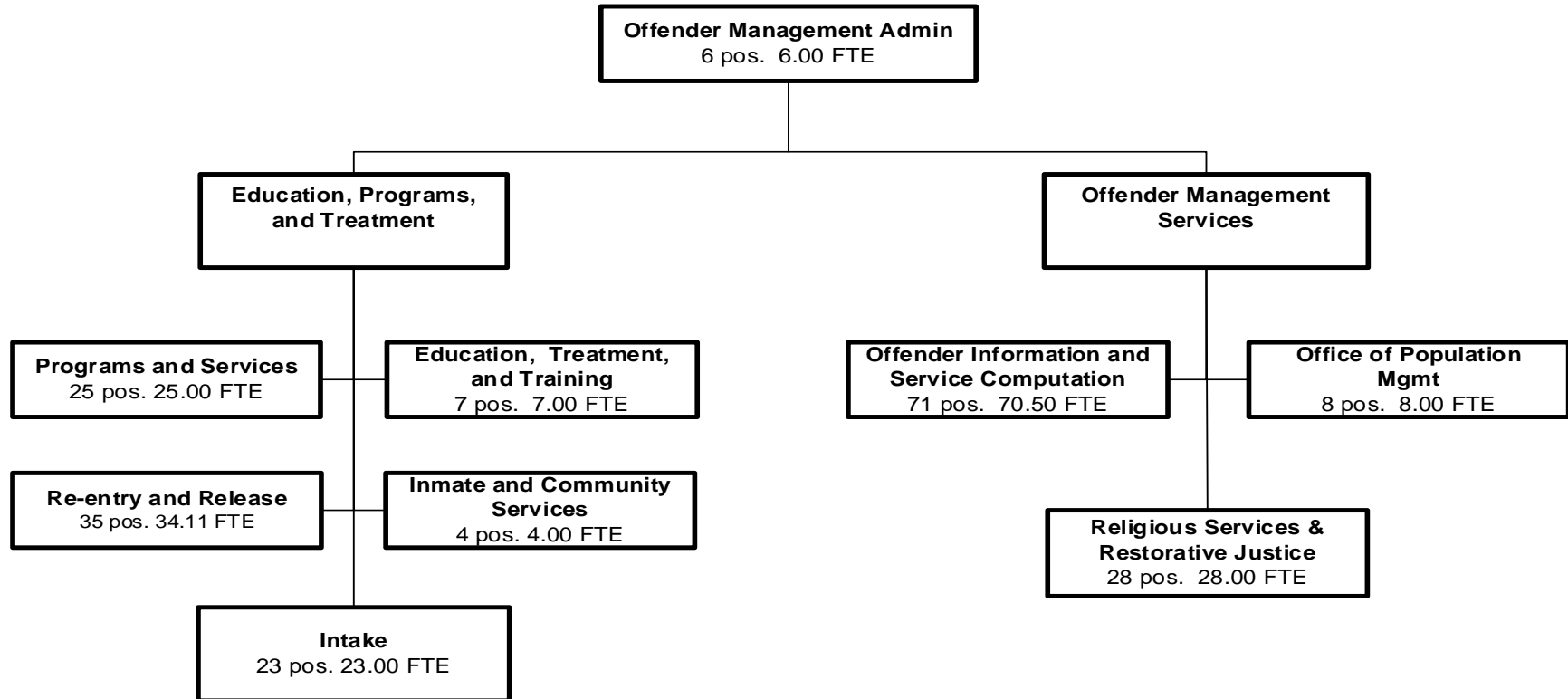
This page intentionally left blank.

BUDGET NARRATIVE

OREGON DEPARTMENT OF CORRECTIONS

Offender Management & Rehabilitation Division Organizational Chart

2017-19 Legislatively Approved Budget



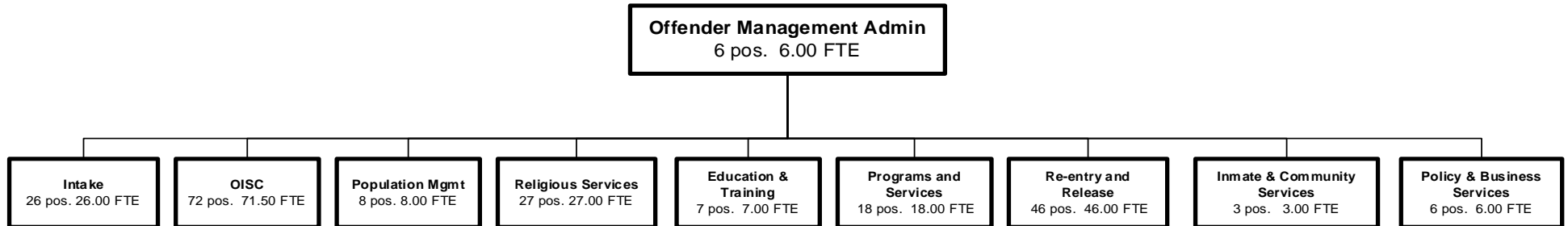
Total Positions: 207
FTE: 205.61

BUDGET NARRATIVE

OREGON DEPARTMENT OF CORRECTIONS

Offender Management & Rehabilitation Division Organizational Chart

2019-21 Agency Request Budget



Total Positions: 219

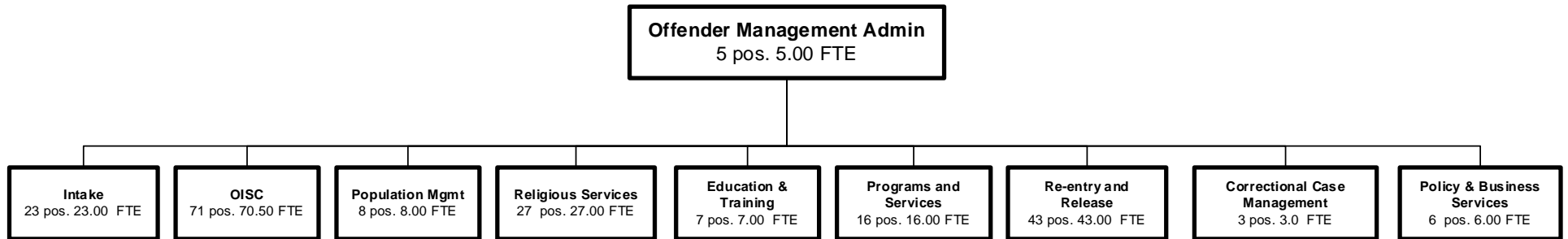
FTE: 218.50

BUDGET NARRATIVE

OREGON DEPARTMENT OF CORRECTIONS

Offender Management & Rehabilitation Division Organizational Chart

2019-21 Governor's Budget



Total Positions: 209

FTE: 208.50

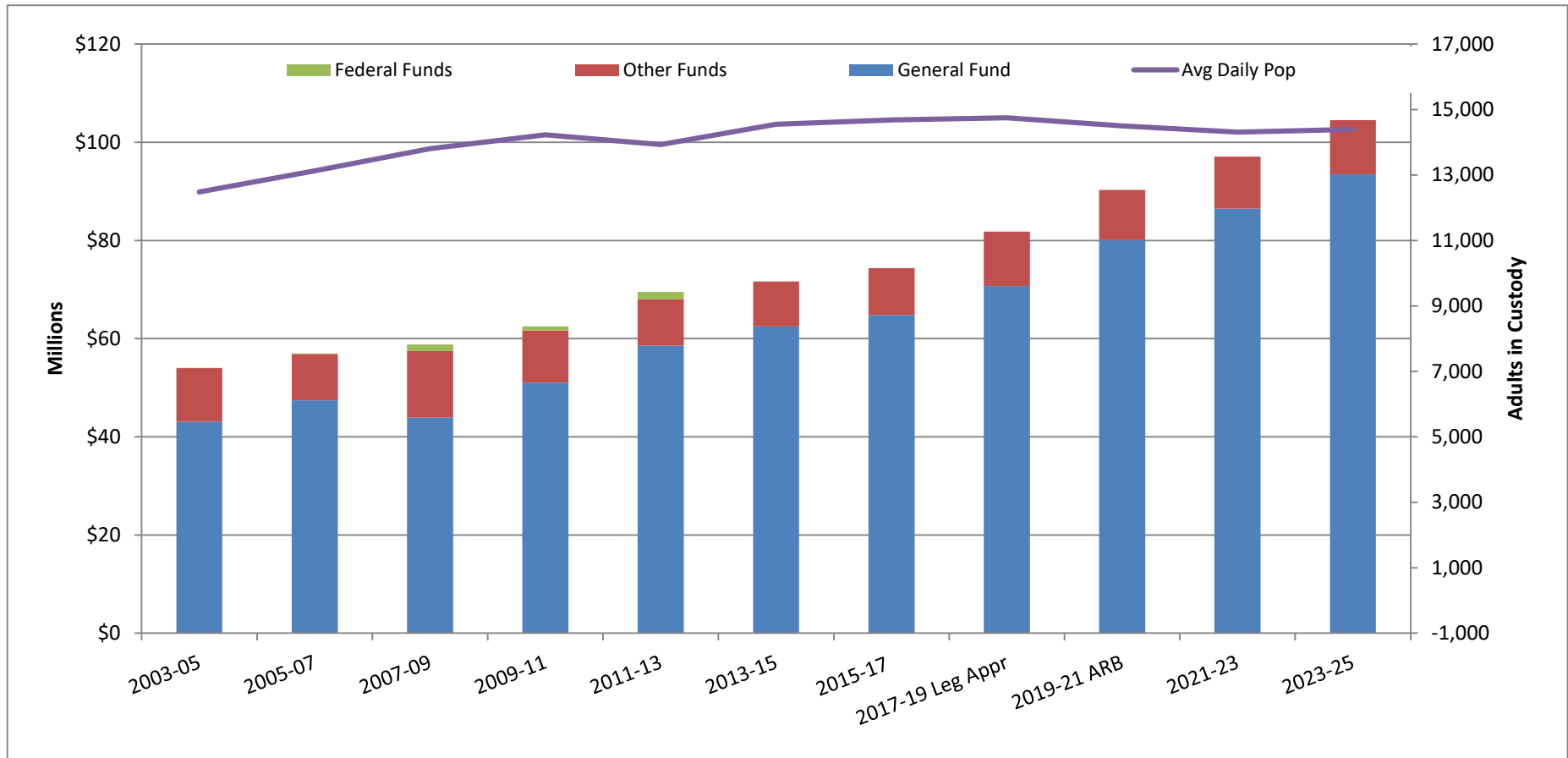
BUDGET NARRATIVE

Offender Management and Rehabilitation Division

Program Unit Executive Summary

- a. Long-Term Focus Areas that are impacted by the program: Healthy and Safe Oregonians, a Seamless System of Education, and a Thriving Statewide Economy.
- b. Primary Program Contact: Heidi Steward, Assistant Director for Offender Management and Rehabilitation Division
- c. Total Funds Budget:

BUDGET NARRATIVE



d. Program Overview

Offender Management and Rehabilitation Division impacts more than 14,900 AICs in state prisons and encompasses eleven units, which combined, deliver medical, behavioral health, dental and pharmacy services, and oversee success from admission to release using dynamic case management strategies that involve AICs, guide and target corrections interventions, and enhance linkages to community-based networks of support.

e. Program Funding Request

This program is requesting \$80,083,563 of General Fund. This includes the base budget from 2017-2019 plus essential packages to adjust for compensation increases and inflation necessary to maintain the current service level. This also includes funding requests

BUDGET NARRATIVE

for four Policy Option Packages, which are described in detail later in this document. Estimated costs for 2021-23 are \$86,489,216 and \$93,490,134 for 2023-25.

f. Program Description

This program provides a continuum of evidence-based interventions as well as other services, opportunities, and tools to help AICs successfully transition from prison to the community. Upon an individual's admission to DOC, a variety of assessments are administered to identify risks and needs (security, medical, mental health, substance abuse, educational, cognitive), including a criminal risk assessment tool to calculate the risk to recidivate. The results of these assessments yield an individualized case plan for each AIC. The individualized case plan identifies interventions and supervision strategies, health issues, facility work assignments, programming, treatment, including educational and vocational activities appropriate to the individual's strengths and needs. The plan promotes positive change and assists AICs with developing pro-social behaviors to facilitate prison adjustment and successful re-entry.

From admission to release, DOC targets resources to help AICs with a moderate-to-high risk of recidivating using evidence-based practices. Offender Management and Rehabilitation Division provides a continuum of programs, services, and structured activities designed to reduce the risk of future criminal conduct. Offender Management and Rehabilitation programs and overall budget cannot keep pace with the unique and substantial needs of the growing number of AICs who require the division's services. The program is challenged to respond to expectations from the public and policymakers to ensure those in custody are adequately prepared to be productive citizens and lead crime-free lives once back in the community.

g. Program Justification and Link to Long-Term Outcomes

The purpose of the Offender Management and Rehabilitation Division is to enhance public safety through successful AIC re-entry. Success is measured by the absence of conviction for new felony crimes. Reduced rates of crime managed with addictions and mental health, directly lead to enhanced community safety and to the reduction of future victimization. Effective re-entry is a complicated matter, but vital to the cause of public safety and community stability. Oregon continues to lead the nation with one of the lowest recidivism rates and a focus on evidence-based practices.

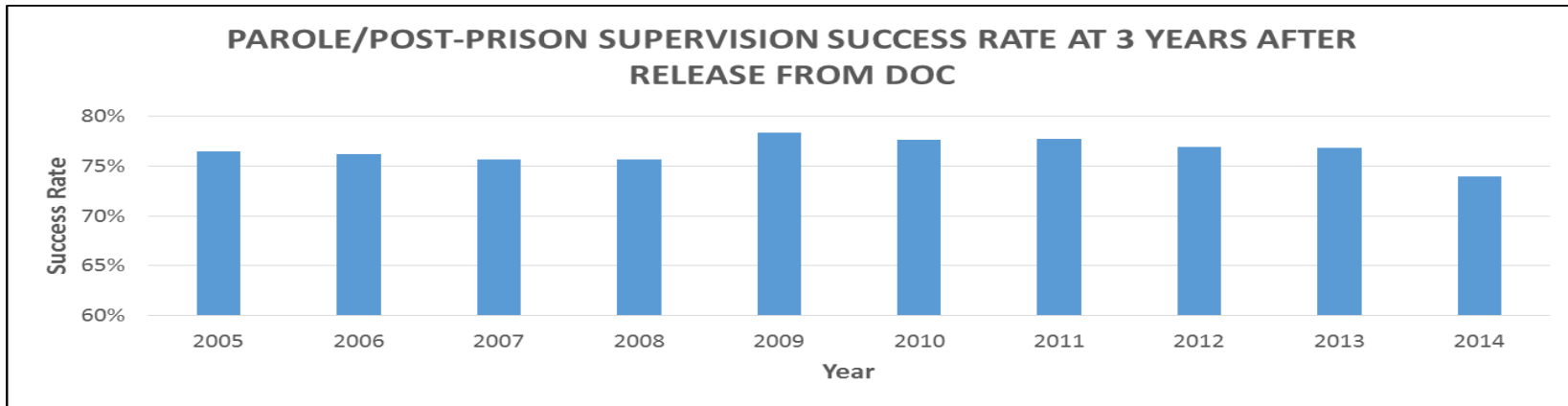
Findings of the 2006 Washington State Institute for Public Policy study, "Evidence-Based Public Policy Options to Reduce Future Prison Construction, Criminal Justice Costs, and Crime Rate," remain true; AICs participating in evidence-based programs recidivate at a statistically significant lower rate as compared to nonparticipants. Education, alcohol and drug treatment, cognitive behavioral therapy, and vocational training in prison are among the programs mentioned in the study that reduce recidivism, leading to less crime, and lower incarceration rates and, thus, a reduction in costs for Oregonians.

In addition to corrections specific interventions, the Offender Management and Rehabilitation Division contributes to the overall education and employability of Oregonians through our education and workforce preparation programming. DOC's GED pass rate is

BUDGET NARRATIVE

93 percent surpassing the 80 percent overall pass rate for corrections GED taker nationally and the 83 percent overall national pass rate for non-corrections test takers. The Re-Entry and Release Unit supports the statewide re-entry workforce conversation taking place through 2nd Chance Summits across Oregon, educating employers on the benefits of hiring a re-entry workforce.

h. Program Performance



Quantity Metric – Medium/High Risk Inmates Offered Treatment

This measure looks at the percentage of medium/high risk released offenders in the target group who were offered treatment prior to their release. Process changes resulted in a number of low-risk AICs being offered treatment between fiscal years 2012-13 and 2013-14, which accounts for the percentage decline. The other decline in fiscal year 2014-15 can be attributed to the 10 percent increase in medium/high risk releases with the same number of treatment beds as in prior years. The most recent drop during the fiscal year 2016-2017 can be primarily attributed to the loss of 131 treatment bed spaces due to budget cuts.

2009-2010	2010-2011	2011-2012	2012-2013	2013-2014	2014-2015	2015-2016	2016-2017
42.8%	42%	45%	43.3%	44.7%	42%	46.4%	37.14%

Quantity Metric – Percentage of Releasing Inmates Completing GEDs

During the intake process, education needs of AICs are assessed and a verification of educational credentials (e.g., high school diploma, GED) is completed. Education services are then focused toward individuals without a verified high school diploma or GED. The measurement below compares the GED completion rates for AICs releasing during each fiscal year who were assessed as needing a GED and who obtained a GED prior to their release.

BUDGET NARRATIVE

2009-2010	2010-2011	2011-2012	2012-2013	2013-2014	2014-2015	2015-2016	2016-2017
40.3%	44.4%	43.6%	45.5%	48.6%	32.7%	31.4%	34.6%

Quantity Metric – Percentage of Inmates Releasing with Identification Documents (Birth Certificate & Social Security Card)

Having a birth certificate and social security card upon release is essential to the successful re-entry and reintegration of the individuals releasing from our institutions into the community. A birth certificate and social security card are needed to get a job, and not having identification can hinder the ability to prove identity, transact banking activities, obtain Veterans Affairs, Medicare, Medicaid, Cover Oregon, and other benefits, purchase, register, and insure an automobile, or apply for school. Recognizing the impact having these pieces of identification upon release has helped successful re-entry and recidivism, DOC developed a policy to submit and pay for a replacement birth certificate and social security card applications for eligible AICs. The Governor’s Re-entry Council and DOC measure and track the percentage of AICs releasing with both pieces of identification.

When DOC started tracking in 2012, less than five percent of our AICs had both a birth certificate and social security card when released. Since then, DOC has redistributed work, designated more funds and resources, and streamlined processes to facilitate an AICs ability to obtain these pieces of identification. A new automated notification/application process was implemented November, 2017 that we anticipate will further improve our success in this area.

2012-2013	2013-2014	2014-2015	2015-2016	2016-2017
4.69%	7.94%	21.41%	37.16%	44.11%

i. Enabling Legislation/Program Authorization

U.S. Constitution, 14th Amendment; Case Law: Bounds v. Smith;137.225; 137.310; 137.320; 137.750; 137.751; 137.775; 179.375; Oregon Constitution (Article 1; Bill of Rights – Sec. 2 &3); Religious Land Use & Institutionalized Persons Act of 2000 (RLUIPA); 182.525; 144.096; 137.375; 144.260; 179.040(2)(b); 181.603; 181.800 – 181.801; 343.041; Federal Law 34 CFR, Part 300.11; Individuals with Educational Disabilities (IDEA) Act of 2004; 420A.203; 420A.206; 421.081- 421.084; 421.120; 421.121; 421.166; 421.168; 421.504; 421.506; 423.020(1)(e)(2); Oregon Constitution (Article 1 – Sec. 41); 423.085; ORS 421.081; 423.150 (BM57); 476.730; 802.087

j. Funding Streams

The program is funded almost entirely with General Fund. A small amount of federal pass-through funds are received from the state through formula-based grants designated for correctional education programs as well as Other Funds provided from a variety of sources including grants, private donations, and charges for AIC work program services and products.

BUDGET NARRATIVE

k. Comparison and Proposed Funding Changes from 2015-2017

The 2019-21 funding proposal for the Offender Management and Rehabilitation programs include the base budget and essential packages, which includes 207 positions and 206.50 FTE. Through a number of POP's this program is requesting nine new positions (9.00 FTE), as well as specific funding for AIC programming, improving re-entry opportunities, and replacement of IWF lost with general funds resulting from the FCC ruling.

- Policy Package 101b – Norway Best Practices. This package component seeks to provide extended visitation, include families in case management, and partner with stakeholders to serve the needs of crossover clients.
- Policy Package 101d – Norway Best Practices. This package component seeks to provide highly skilled and consistent trainers to maintain current levels of cognitive and parenting services utilizing the latest in gender-responsive curriculum and standards.
- Policy Package 111a – Offender Management and Rehabilitation Division & Operations FTE. This package component requests an additional position to create a permanent training position in Offender Information and Sentence Computation (OISC) to eliminate pulling a Technical Program Specialist from their normal duties to perform the training.
- Policy Package 111c – Offender Management and Rehabilitation Division & Operations FTE. This package component requests additional positions in intake to resolve two long term double fills, nearly eliminate overtime, improve maintenance, evaluation and fidelity of data gathering, improve staff retention and moral, and free management up to respond to emergent matters.
- Policy Package 111d – Offender Management and Rehabilitation Division & Operations FTE. This package component seeks the addition of two floater positions to manage immediate release cases, cover other release counselor staff medical and vacation leave, and assist with unique caseload challenges and release number spikes periodically experienced.
- Policy Package 118 – CJIS Compliance. This package requests additional positions to manage the thousands of non-employee service providers to ensure compliance with state and federal standards for prison access as well as to improve customer service to our critical community partners.
- Policy Package 121b – Healthcare Staffing Conversion. This package component seeks to repurpose contract dollars to fund positions to better serve the program and AICs across the state which is key in the adaptation and implementation of the Health Promotion Program and trains contractors on new approaches and tools as they are discovered and implemented.

BUDGET NARRATIVE

Program Unit Narrative

The Offender Management and Rehabilitation Division includes the following sub-units: Administration; Intake; Correctional Case Management (CCM); Offender Information and Sentence Computation (OISC); Office of Population Management (OPM); Programs and Social Support Services; Education; Religious Services; Re-Entry and Release and Health Services. Health Services' overview is in a separate narrative. An overview of each other sub-unit is described in more detail below.

Offender Management and Rehabilitation Division

The Offender Management and Rehabilitation Division Administration section provides policy and legislative direction to the division; management oversight of Offender Management and Rehabilitation budget, contracts, and federal grants. Monitoring of division's business practices to ensure adherence with statutory requirements as well as DOC policies and administrative rules. The Offender Management and Rehabilitation Division Administration also ensures that evidence-based practices are utilized with all programs and services and coordinates audit teams to provide quality assurance reviews of service delivery and contractual obligations. The Division utilizes project management and process improvement to maintain and implement the division.

Intake

The Intake Unit is comprised of 432 male and 60 female intake beds. The unit is responsible for processing all individuals sentenced to the custody of DOC. Processing includes orientation, informational classes, a completion of a variety of assessments and information-gathering tools aimed at collecting data for departmental use, and ensuring appropriate facility and program placement throughout the individual's incarceration. The primary objective of Intake is to conduct a complete and individualized assessment of each of the approximately 5,400 individuals entering DOC each year, which includes medical, mental health, vulnerability, education, program eligibility, classification, and criminal risk/needs/responsivity factors. The outcome is a high-quality, individualized case plan that guides facility placement and serves as the primary tool for tracking an AIC's progress in working to mitigate identified risk factors. The case plan is passed on to the receiving facility staff and ultimately to Community Corrections upon the individual's release, aiding in a seamless transition.

Over the last three biennia, we have requested FTE for Intake, which has been denied, and our need remains. Intake currently has 11 FTE counselor positions, and since 2012 has utilized 1 additional unfunded counselor FTE. In addition to the unfunded FTE, intake averages 1,300 overtime hours annually to meet current business needs. Production standards and relief factors for Intake Counselors correlates to 400 intakes per position or 4,400 intakes per year for 11 FTE. In 2017 we had 5,370 intakes; deficit of 970 or approx. 2.4 FTE. Balancing current staffing with intake numbers would require a minimum 15 percent reduction in the annual number of intakes (or approximately 800 AICs). Policy Option Package 111 describes a request for 3 FTE to right size Intake staffing to cover production needs and ensure data and assessment fidelity for the foundational public policy information gathered at Intake.

BUDGET NARRATIVE

Offender Information and Sentence Computation Unit

The Offender Information and Sentence Computation (OISC) unit is responsible for the sentence computation and institutional records of approximately 14,900 AICs, as well as the maintenance of records for 32,300 Oregon parole and probation files. OISC staff obtain and maintain the data responsible for determining each AICs release date. OISC works in collaboration with other agencies, including Community Corrections, the Board of Parole and Post-Prison Supervision, DOJ, the Courts, the Attorney General's Office, and federal, state, and local law enforcement agencies. OISC interprets judgments, computes sentences and discharge dates, adjusts time requirements necessitated by programming and disciplinary actions, responds to detainer and notification requests, processes and tracks interstate agreements on detainees, and processes extraditions. OISC's overarching goal is to ensure that the period of lawful DOC incarceration to which an individual is sentenced is accurately and correctly computed, enabling DOC to correctly and lawfully fulfill its mission to hold AICs accountable for their actions.

Sentence Computation

Individuals arrive at DOC with legal documents. OISC professionals compute the term of imprisonment based on an array of sentencing structures and details permitted by statute and policy, accounting for legal modifications to judgments, and separate time-reduction incentive programs. The team is responsible for reviewing and ensuring that credit for time served in jail prior to sentencing and delivery to DOC is computed and applied correctly to the individual's DOC sentence. Each month, OISC is responsible for the initial sentence computation of approximately 450 individuals, the release of approximately 450 AICs, and the sentence maintenance of more than 14,900 incarcerated under the authority of DOC. The calculation of sentences is complex and varied, and requires thorough and effective training across the unit to reduce errors and mitigate risk to the state.

To address the significant training need, OISC has pulled one Technical Program Specialist (TPS) (1.0 FTE) from typical duties to serve as a full-time unit trainer (Training and Development Specialist 2/TDS2) on rotation. This position develops and delivers initial five-month and then renewal training to all Prison Term Analysts. While we have seen great benefit from using one TPS in an alternative role as unit trainer, it is not without significant impact and sacrifice. The remaining six TPSs have fewer resources to perform critical duties, such as file reviews to ensure release dates are accurate. Policy Option Package 111 requests 1.0 FTE to create a permanent training position.

Institutional Support

OISC has staff geographically located throughout the state at each DOC institution. These staff primarily support activities related to maintaining accurate records while an adult is incarcerated, ensuring sentencing information is processed, and coordinating with other state and federal jurisdictions with respect to custody and transfer issues. These staff provide essential services to AICs needing replacement birth certificates and social security cards.

BUDGET NARRATIVE

Offender Records

The OISC Offender Records section is responsible for all incarcerated felony records in the state. These include the sentencing documents while an offender is incarcerated, storage of the DOC records while an offender is on post-prison supervision or parole, and archiving records of discharged offenders. This unit also handles public information requests and subpoenas, in addition to archiving documents on all closed felony cases in Oregon and sealing convictions when directed to do so by a court.

Office of Population Management

The Office of Population Management (OPM) is responsible for providing an infrastructure for system-wide strategic planning and communication regarding DOC's population management strategies. With approximately 868 emergency and temporary beds in use, an increasing mental health population, and an emphasis on community-based transition programs, OPM integrates these strategies and the coordination of AICs movement with all DOC activities. This office provides a global systems perspective to ensure the right AIC is placed in the right bed at the right time during each phase of incarceration beginning at intake and continuing through release. Encompassing 14 prisons and more than 14,900 AICs, the efficient and effective manner in which individuals are assigned to institutions is a critical requirement for DOC to achieve its overall mission.

The fundamental responsibilities of OPM include the operation of all aspects of systems development/redesign, strategic planning, and management to ensure efficient movement and housing of all adults in DOC custody, including general population, special populations, and individuals housed out-of-state, in Oregon Youth Authority (OYA) facilities, at the Oregon State Hospital (OSH), in federal prisons, and in county rental facilities. OPM is responsible for developing DOC's 10-year housing plan based on the Office of Economic Analysis' prison population forecast and recommending DOC policy to executive management regarding AICs classification and work crew eligibility, high-risk placement, bed capacity management and resource allocation, central transfer authority, placement decisions, interstate compact, fire crew coordination, and conflict management.

OPM case manages AICs housed at the OSH, OYA, and other federal, state, and county jurisdictions. In addition, OPM is responsible for the completion of all administrative reviews regarding AICs placement and earned-time credit, as well as approving classification overrides, screening for treatment placement, conducting sex offender risk assessments, and coordinating with U.S. Immigration and Customs Enforcement and other external agencies.

Programs and Social Support Services Unit

The Programs and Social Support Services Unit is responsible for the overall planning, coordination, and management of the department's behavioral change programs, AICs Services Unit, Victim Services, the statewide volunteer program, and coordination of efforts to engage the friends and family and children of those incarcerated.

BUDGET NARRATIVE

Behavioral Change Programs

DOC contracts with private agencies to deliver intensive behavioral change programs (cognitive restructuring and parenting) throughout its prisons. DOC's cognitive restructuring programs serve individuals who are assessed with moderate-to-high levels of criminality, antisocial attitudes, criminal associates, and who are at the highest risk to reoffend. These skill-building programs are offered at 12 institutions across the state and are designed to help AICs examine attitudes, values, belief systems, and thinking patterns that led to their criminal behavior and to replace them with pro-social skills that lead to successful re-entry. The cognitive restructuring programs use role play and graduated practices in order to emphasize using newly acquired skills to increase pro-social interactions and reduce future criminal behavior.

At the end of 2018 our previous 5-year behavior change program contract ends and we will begin a new contract cycle with our primary behavioral change contract provider The Pathfinders Network (formerly Pathfinders of Oregon). Costs to maintain current levels of service are increasing in response to staffing costs in the changed job market, the incorporation of new research in evidence based programming standards and moves towards gender responsive programming. To pay for these increased costs, we are requesting funding in Policy Option Package 101.

The department also provides a cognitive based re-entry program, Community Partners Reinvestment Project (CPRP). The program is designed to serve medium- to-high risk male AICs. The evidence-based intervention includes four-to-six months of prerelease cognitive programming, alcohol and drug education/awareness, and anger management, as well as transitional support that continues for an average of one-year post release.

In partnership with The University of Cincinnati and Portland State University, we contract to provide the first-of-its-kind behavioral change programs designed specifically for populations in or at risk of entering disciplinary housing. We provide a 15-week evidence-based cognitive behavioral therapy program known as the "Free Your Mind in Segregation" at Snake River Correctional Institution (SRCI) inside the Intensive Management Unit (IMU). Participants have been very responsive to this program and preliminary results indicate participants are able to identify troubling situations, conditions, and patterns of thinking that trigger physical, emotional, and behavioral responses; learn how to appropriately cope with specific challenges; and change long-standing ways of thinking about their life and circumstances. The department requires additional funding to continue this program as outlined in Policy Option Package 123.

Parenting Inside Out (PIO) is an evidence-based, voluntary parent management skills program specifically designed for criminal justice-involved parents and families. PIO is designed to help AICs acquire skills that improve parent-child interactions, enhance family relationships, and replace anti-social parenting skills with pro-social skills that promote healthy child adjustment and prevent problem behaviors with children. PIO is provided in 11 institutions and serve incarcerated parents motivated to learn new skills that will enhance family reintegration post release.

BUDGET NARRATIVE

DOC plans to deliver Parenting Inside Out Phase II in the coming biennium. PIO Phase II entails enhanced in-person visitation sessions supported by a parenting coach who conducts pre and post visit learning sessions for successful application of the PIO learning. DOC is currently seeking grant funding to assist in delivery of this program for 2019-21 and additional funding for Parenting Phase II in Policy Option Package 101.

Social Support Engagement

Visitation while in prison is a significant predictive factor in successful re-entry, and continued contact between children of the incarcerated and their parent in prison mitigates the heavy social consequences often endured by an estimated 68,000 children in Oregon. DOC is co-chairing the Children of Incarcerated Parents Bill of Rights Implementation Team that resulted from passage of SB 241 in the 2017 Legislative Session.

For a second biennium, DOC is funding a family advocate at the Coffee Creek Correctional Facility to support the various needs of mothers in custody. The family advocate provides coaching, parenting resource information, and instruction on understanding and navigating systems such as child welfare and juvenile courts. This position works closely with our partners at DHS and the dependency court system. This unit is working to increase cross-agency and community collaborations to reduce the barriers to visitation, increase services to families affected by incarceration, and establish research efforts to better determine best practices in this area.

Contact between AICs and their social support systems is tracked as part of our core business structures, enabling us to set targets for increasing the number of people in custody with a healthy social support system. The 2012 *Blessed Be the Ties that Bind* comprehensive visiting study by the Minnesota Department of Corrections describes the significant reductions in recidivism for those who received visits while incarcerated. Included in this work is oversight of visitation practices, policies, strategies, and performance measures related to support-system connectivity.

Inmate Services

The Inmate Services Unit (ISU) is the central location within DOC responsible for processing up to 4,000 visiting applications monthly, preparing, reviewing, and recommending approval/denial of approximately 100 visiting appeals per month. The ISU works very closely with other divisions and units including Operations, Business Services, and Inspections.

Volunteer Services

The Volunteer Services Program includes over 2,858 active volunteers who donate time and skills to provide essential services and activities to AICs across every division and program throughout the prison system. Volunteer Services is a centralized unit responsible for managing, recruiting, performing background checks, training, evaluating, and recognizing volunteers for offering a wide variety of programs geared toward pro-social engagement with the community and successful re-entry.

BUDGET NARRATIVE

Sixty percent of volunteers represent faith-based organizations that provide religious worship, one-on-one faith counseling, and other spiritual and cultural growth opportunities. Alcohol and drug 12-step volunteers make up another ten percent of the volunteer group. Re-entry, education, and life skills volunteers round out the remaining group of volunteers where AICs have the opportunity to learn new and beneficial pursuits including quilting, yoga, clock making and repair, bookkeeping, nonviolent communications, creative writing, and more.

While the DOC has long had coordinated systems and designated staffing to support our volunteers, we've lacked a parallel system for our contractors and other non-employee service providers including other agency stakeholders like DHS, Veterans and community corrections staff as well as community agencies who fund staff to provide services to AICs. Our reliance upon these partners and the tracking mandates continue to increase related to non-employee service providers including federal Prison Rape Elimination Act (PREA), Law Enforcement Data Systems (LEDS), risk-mitigation for separating contractors from employees as well as the tracking of demographic and training records. Funding and staffing to meet this need are described in Policy Option Package 118.

Crime Victim Services

The Victims Services Program covers the management of the Victim Information Notification Everyday (VINE) system. This includes management of the statewide contract for the VINE system that services DOC and all 36 counties in Oregon. Currently, over 50,000 Oregonians have registered for VINE, and Oregon has the most used VINE system of all the states that are using this service. Victims Services also works with victim organizations and advocates to assist victims in the process of healing and restoring their lives. At the request of crime victims, DOC chaplains and community volunteers, who are extensively trained as facilitators, help these crime victims to conduct face-to-face dialogues with their offender in prison through the Facilitated Dialogue Program.

Education and Training Unit

The Education and Training Unit is responsible for providing a continuum of Adult Basic Skills Development (ABSD), Work-Based Education (WBE) programs, and apprenticeship training opportunities to AICs housed across DOC facilities. The ABSD programs are required by ORS 421.084 and the federal Individuals with Disabilities Education Act (IDEA) and include: English as a Second Language (ESL), Adult Basic Education (ABE), General Educational Development (GED), and special education.

This unit contracts with six local community colleges as service providers for both ABSD and WBE instructional programs. Through the utilization of 70 FTE personnel and over 200 trained AIC tutors, over 3,000 AICs receive ABSD services each year, and 75 percent who enter DOC with an education need are served in the program prior to their release.

Adult Basic Skills Development

ABSD programs provide assessment and instruction in speaking, listening, reading, writing, math, and computer literacy at multiple levels. Core skills and knowledge are taught with an emphasis on connecting skills with those necessary to perform the responsibilities

BUDGET NARRATIVE

of various life roles such as parent, employee, citizen, and family member. This unit provides a full range of ABSD programming targeted to students who enter custody without a high school diploma or GED and/or who are functioning below basic literacy levels. Program delivery models include both computer-aided and tutor-based instruction as a support to the ABSD continuum. Special education services are prioritized to school age youth with disabilities (under age 22 without a diploma or GED), and educational diagnosticians provide additional services to older AICs who have demonstrated ongoing learning difficulties.

Work-Based Education

The WBE model provides AICs with quality career technical education using community college and industry standard curriculum and certification. Each program has a real-world production component where a product is produced or a service is provided and modest revenue is earned to offset the cost of materials and supplies. The programs are designed to integrate sound business practices, customer service, and quality control, which are learned and practiced in the production setting. Upon completion, the student receives a certificate of completion from the community college, industry certification, or college credits toward an associate's of art or associates of science Oregon transfer degree. Programs of study include: welding, automotive technologies, building construction trades, cosmetology, and paraoptometrics. The programs serve 350 to 450 WBE students each biennium.

Apprenticeship and Work Skills

The Education and Training Unit currently offers apprenticeship opportunities in electrical, sheet metal, cabinetmaking, painting, and heating, ventilation, air conditioning, and refrigeration (HVAC/R). In addition, the Education Unit also offers certified training programs in welding and custodial. The apprenticeship and training programs are a partnership between the DOC Education Unit, DOC institution physical plants, and the Bureau of Labor & Industries (BOLI). Programs are governed by standards set forth by BOLI and the specific trade or industry. Apprenticeships are 4,000 to 6,000 hours and training programs are 2,000 hours in length. The programs require both on-the-job training and trade-specific academic classes that fit BOLI standards for related training. Upon completion, successful participants receive a journeyman card from BOLI and electrical trades are given the opportunity to test for their electrical license. After achieving journeyman status, AICs apply their skills by working in physical plants, correctional industries, AIC work programs, and WBE programs. The Unit coordinates other applicable industry certifications for AICs who are working in DOC institution physical plants or other institution work that includes an advanced skill area requiring certification outside of WBE or apprenticeship.

Religious Services

The Religious Services Unit provides a wide continuum of faith-based services including worship services, meditation, religious study and music programs, anger management, serious illness/death notifications, and pastoral counseling opportunities. Religious Services brings hope and meaning to the lives of AICs by conducting a full range of religious services for all of the faith traditions represented in the AIC population. These services also provide for the constitutional and legal mandates of the U.S. Constitution, Oregon State Constitution, federal and state legislation, and case law, all of which protect religious practice throughout incarceration. The unit supervises and coordinates the ministry of a large pool of nearly 2,000 volunteers who provide faith-specific programming.

BUDGET NARRATIVE

Through the Home for Good in Oregon (HGO) faith-based re-entry program, Religious Services provides pre and post-release transitional support for AICs seeking a connection to a faith community or mentor. This program subunit plays a key role for DOC in forming relationships and partnerships with the community. HGO is a statewide program of volunteers and faith- and community-based organizations that assist in more safely reintegrating individuals leaving prison into their communities. The re-entry program helps community members to provide AICs with a pro-social support system that helps them to develop their spirituality and learn new pro-social attitudes and ways of behaving without crime. Developing such pro-social networks, associates, and skills are a key component of evidence-based practices for reducing recidivism. Through its network of over 300 trained community-based volunteers, over 200 of whom have been designated as approved community mentors, Religious Services has become a critical part of DOC's re-entry efforts.

Re-Entry and Release

Re-Entry and Release is a state-wide program providing education, planning, and release preparation services to AICs in DOC institutions, in the physical custody of OYA, in local facilities, housed out-of-state, and under the custody of another state serving a concurrent Oregon sentence.

The Re-Entry and Release unit also manages the Governor's Re-Entry Council, division and department initiatives, projects, and other endeavors concerning successful transition from prison to the community by partnering with department staff, community organizations, and state, federal, and local agencies. For example, the Re-Entry Benefits Coordinator helps AICs who are preparing for release to complete applications for enrollment in state and federal benefits programs, for which they are eligible, to be effective upon release. These include Medicaid and Social Security benefits for those with severe medical and/or mental health needs.

Transition Services

Transition Services assists in addressing some of the common barriers to re-entry. This unit offers an interactive, skills-based curriculum that focuses on soft skills around employment, obtaining and keeping housing, working with a parole and probation officer, financial management, family, managing stress, and practicing health self-care. AICs are assessed on re-entry needs and receive services specific to their needs. Community partners and resources are engaged in "reach-ins" to facilitate effective release to community supervision. Transition Services also coordinates community transition programs offered at the institution.

Release Services

Release Services facilitates release planning requirements for all AICs who will be leaving the legal or physical custody of DOC regardless of their corrections placement. Concerted release planning begins approximately six months before release. With an eye to public safety concerns, release counselors collaborate with the AICs, County Community Corrections agencies, the Board of Parole and Post-Prison Supervision, DOC medical and mental health professionals, state and federal agencies, and private providers to develop a

BUDGET NARRATIVE

plan designed to help releasing individuals integrate into their communities, meet basic needs such as housing and employment, and ensure continuity of medical or mental health care post-release.

With the passage of 2013's HB 3194 the number of releasing AICs increased, in part, by extending Short Term Transitional Leave (STTL) up to 90 days. Release counselors in 2013 coordinated the release of 4,897 adults from custody and in 2017 that number was up to 5,134. Releases are more complicated in part due to the changing legislative and sentencing landscape. In 2013, adults released under 750 leave categories, but in 2017 the number of leave category scenarios was up to 1,856. Adults releasing from custody are themselves more complex now than in the past as are the community resources available to them. These include a scarcity of appropriate housing, the complexity of medical and/or mental health needs including those of the aging or disability populations, lack of treatment, and Oregon's new Sex Offender Classification and Notification law that requires the Board of Parole and Post-Prison Supervision (BOPPPS) to conduct multi-meeting risk assessments on individuals convicted of certain sex offenses before releases from prison. A request for two Release Counselors (2.0 FTE) to keep up with these factors is described in Policy Option Package 111.

Correctional Case Management (CCM)

Correctional Case Management (CCM) began about ten years ago, and further enhancement of CCM is one of our Destination 2026 Strategic Initiatives. CCM is the next step in implementation of the Oregon Accountability Model – our long-term business strategy for accomplishing the Department's public safety mission and reduce the risk of future criminal behavior. CCM places our correctional counselors at the center of case planning, creating a collaborative effort towards success.

Through a thorough lifecycle analysis of case planning, from Intake through release planning, we are now maximizing our limited resources by targeting services to moderate and high-risk individuals, tailor-making services based on individual needs, and utilizing multi-disciplinary approaches that draws upon the insight of corrections professionals throughout the department to prepare AICs for a successful return to the community. The CCM initiative includes development of a quality assurance process to ensure case management is applied consistently and accurately across the state. A request for one Office Specialist 2 (1.0 FTE) to add centralized support services is described in Policy Option Package 101.

Proposed New Laws that Apply to the Program Unit

- LC 29100/003 would repeal sunset language to allow DOC continued access to juvenile records.
- LC 29100/004 would amend statute to authorize DOC up to 120 days pre-release from a corrections facility for individuals to apply for medical assistance.

BUDGET NARRATIVE

Expenditures by Fund Type, Positions and Full-Time Equivalents - 2019-21 Agency Request Budget

Program Sub-Unit	Position/ FTE	Revenue Sources			
		General Fund	Other Funds	Federal Fund	Total Fund
Offender Mgmt & Rehabilitation Admin	12 / 12.00	\$3,585,802	\$245,052	\$0	\$3,830,854
Population Management	8 / 8.00	\$2,337,846	\$0	\$0	\$2,337,846
Offender Information & Sentence Comp	72 / 71.5	\$14,245,848	\$0	\$0	\$14,245,848
Religious Services	27 / 27.00	\$6,871,678	\$935,066	\$0	\$7,806,744
Education & Treatment	7 / 7.00	\$22,744,015	\$3,269,444	\$0	\$26,013,459
Re-entry & Release	46 / 46.00	\$11,928,829	\$49,752	\$0	\$11,978,581
Inmate & Community Services	3 / 3.00	\$1,467,647	\$0	\$0	\$1,467,647
Intake	26 / 26.00	\$6,109,349	\$0	\$0	\$6,109,349
Programs & Services	18 / 18.00	\$10,792,549	\$5,710,442	\$0	\$16,502,991
Program Unit Total	219 / 218.50	\$80,083,563	\$10,209,756	\$0	\$90,293,319

Expenditures by Fund Type, Positions and Full-Time Equivalents - 2019-21 Governor's Budget

Program Sub-Unit	Position/ FTE	Revenue Sources			
		General Fund	Other Funds	Federal Fund	Total Fund
Offender Mgmt & Rehabilitation Admin	11 / 11.00	\$3,575,044	\$105,052	\$0	\$3,680,096
Population Management	8 / 8.00	\$2,330,950	\$0	\$0	\$2,330,950
Offender Information & Sentence Comp	71 / 70.5	\$13,988,089	\$0	\$0	\$13,988,089
Religious Services	27 / 27.00	\$6,850,568	\$935,066	\$0	\$7,785,634
Education & Treatment	7 / 7.00	\$21,595,003	\$3,269,444	\$0	\$24,864,447
Re-entry & Release	43 / 43.00	\$11,243,854	\$49,752	\$0	\$11,293,606
Correction Case Management	3 / 3.00	\$1,433,584	\$0	\$0	\$1,433,584
Intake	23 / 23.00	\$5,419,830	\$0	\$0	\$5,419,830
Programs & Services	16 / 16.00	\$8,793,299	\$5,710,442	\$0	\$14,503,741
Program Unit Total	209 / 208.50	\$75,230,221	\$10,069,756	\$0	\$85,299,977

Revenue Sources

Other Fund revenues shown in the Offender Management and Rehabilitation Administration subunit are associated with currently unfunded expenditure limitation that was related to an earlier Workplace and Community Transition Training grant.

BUDGET NARRATIVE

Other Fund revenues shown in the Education, Training, and Treatment subunit are received from the Inmate Work Programs (IWP) and federal pass through grant funds that DOC receives from the Oregon Department of Education. The grant dollars are used to cover instructional costs paid to community colleges through Intergovernmental Agreements for providing Adult Basic Skills Development and special education services as required by the Individuals with Disabilities Education Act. Additionally, the grant dollars also fund program and equipment costs associated with work-based education programs. The IWF revenue is used to cover some of the instructional costs paid to community colleges for the delivery of work-based education programs in four of the prisons. Additionally, the IWF revenue allocated for treatment is used to fund professional services contracts for the delivery of treatment programs in five institutions.

Other Fund revenues shown in the Religious and Victim Services subunit are received from donations and from victim restitution payments made by adults in custody. The victim restitution revenues are used to provide victim notification services in Oregon through the operation and maintenance of the Victim Information Notification Everyday (VINE) system.

Revenue Sources and Proposed Revenue Changes in Governor's Budget

The revenue sources in the Governor's Budget are reflected above accordingly.

BUDGET NARRATIVE

Offender Management & Rehabilitation Division

010 Non-PICS Psnl Svc / Vacancy Factor

Package Description

Purpose

This package includes three components: 1) The cost of Personal Services adjustments, such as inflation on non-PICS accounts, i.e., overtime, differentials, unemployment compensation, and mass transit taxes, which are not automatically generated by PICS; 2) An adjustment for the anticipated savings associated with normal employee turnover, commonly referred to as vacancy savings, which is developed using a formula prescribed by the Department of Administrative Services (DAS) Chief Financial Office (CFO) that considers both the savings and costs associated with normal turnover activity; and 3) An adjustment to the Public Employee Retirement System (PERS) Pension Obligation Bond assessment, which is also developed by the DAS CFO.

How Achieved

Non-PICS Accounts – With the exception of Mass Transit, adjustment amounts are computed by multiplying the above referenced accounts in the 2017-19 Base Budget by the standard inflation factor of 3.8 percent. Added to these amounts is the value of the exceptional inflation awarded to agencies that have both mandated caseload and 24/7 facilities. Overtime, Shift Differential and All Other Differential accounts have an additional above-standard inflation rate of 8.1 percent.

Vacancy Savings – Vacancy savings are computed using the formula and guidelines prescribed in the Budget and Legislative Concept Instructions and approved by the DAS CFO. This formulaic estimate of vacancy savings is then compared against the base budget, resulting in a package 010 adjustment.

PERS Pension Obligation Bonds – The Pension Obligation Bond amount is provided by the DAS CFO. This budgeted amount is distributed by DAS for Debt Service on PERS Pension Obligation Bonds. There is no inflation factor applied to Pension Obligation Bonds.

Agency Request Budget

Staffing Impact

None

BUDGET NARRATIVE

Revenue Source

General Fund	\$1,641,867
Other Funds	\$0

Governor's Budget

Staffing Impact

None

Revenue Source

General Fund	\$1,641,867
Other Funds	\$0

2021-23 Fiscal Impact

Actions approved in this package will have varying impacts on future periods. Normal inflation will be integrated into and become part of the Base Budget for 2021-23, as will the funding approved in the non-PICS exceptions. Vacancy savings are re-projected each biennium based on agency experience. The Pension Obligation Bond financing will be an ongoing liability for the agency.

ESSENTIAL AND POLICY PACKAGE FISCAL IMPACT SUMMARY

Corrections, Dept of
Pkg: 010 - Non-PICS Psnl Svc / Vacancy Factor

Cross Reference Name: Offender Management & Rehabilitation
Cross Reference Number: 29100-011-00-00-00000

<i>Description</i>	General Fund	Lottery Funds	Other Funds	Federal Funds	Nonlimited Other Funds	Nonlimited Federal Funds	All Funds
Revenues							
General Fund Appropriation	1,641,867	-	-	-	-	-	1,641,867
Total Revenues	\$1,641,867	-	-	-	-	-	\$1,641,867
Personal Services							
Temporary Appointments	14,578	-	-	-	-	-	14,578
Overtime Payments	15,839	-	-	-	-	-	15,839
All Other Differential	14,812	-	-	-	-	-	14,812
Public Employees' Retire Cont	6,749	-	-	-	-	-	6,749
Pension Obligation Bond	228,575	-	-	-	-	-	228,575
Social Security Taxes	3,458	-	-	-	-	-	3,458
Unemployment Assessments	858	-	-	-	-	-	858
Mass Transit Tax	26,951	-	-	-	-	-	26,951
Vacancy Savings	1,330,047	-	-	-	-	-	1,330,047
Total Personal Services	\$1,641,867	-	-	-	-	-	\$1,641,867
Services & Supplies							
Professional Services	-	-	-	-	-	-	-
Medical Services and Supplies	-	-	-	-	-	-	-
Total Services & Supplies	-	-	-	-	-	-	-
Total Expenditures							
Total Expenditures	1,641,867	-	-	-	-	-	1,641,867
Total Expenditures	\$1,641,867	-	-	-	-	-	\$1,641,867

ESSENTIAL AND POLICY PACKAGE FISCAL IMPACT SUMMARY

Corrections, Dept of
 Pkg: 010 - Non-PICS Psnl Svc / Vacancy Factor

Cross Reference Name: Offender Management & Rehabilitation
 Cross Reference Number: 29100-011-00-00-00000

<i>Description</i>	General Fund	Lottery Funds	Other Funds	Federal Funds	Nonlimited Other Funds	Nonlimited Federal Funds	All Funds
Ending Balance							
Ending Balance	-	-	-	-	-	-	-
Total Ending Balance	-	-	-	-	-	-	-

BUDGET NARRATIVE

Offender Management & Rehabilitation Division

022 Phase-out Pgm & One-time Costs

Package Description

Purpose

This package includes the financial impact associated with phasing out programs, services, or legislative actions that were terminated during the 2017-19 biennium. This includes the elimination of one-time expenditures and/or reductions that were a part of the 2017-19 budget.

How Achieved

This package phases out excess Telmate contract related Other Fund limitation approved in 2017-19 LAB POP 101.

Agency Request Budget

Staffing Impact

None

Revenue Source

General Fund	\$0
Other Funds	(\$1,500,000)
Federal Funds	\$0

Governor's Budget

Staffing Impact

None

Revenue Source

General Fund	\$0
Other Funds	(\$1,500,000)
Federal Funds	\$0

BUDGET NARRATIVE

2021-23 Fiscal Impact

The actions included in this package will become part of the Base Budget for 2021-23.

ESSENTIAL AND POLICY PACKAGE FISCAL IMPACT SUMMARY

Corrections, Dept of
Pkg: 022 - Phase-out Pgm & One-time Costs

Cross Reference Name: Offender Management & Rehabilitation
Cross Reference Number: 29100-011-00-00-00000

<i>Description</i>	General Fund	Lottery Funds	Other Funds	Federal Funds	Nonlimited Other Funds	Nonlimited Federal Funds	All Funds
Services & Supplies							
Medical Services and Supplies	-	-	(1,500,000)	-	-	-	(1,500,000)
Total Services & Supplies	-	-	(\$1,500,000)	-	-	-	(\$1,500,000)
Total Expenditures							
Total Expenditures	-	-	(1,500,000)	-	-	-	(1,500,000)
Total Expenditures	-	-	(\$1,500,000)	-	-	-	(\$1,500,000)
Ending Balance							
Ending Balance	-	-	1,500,000	-	-	-	1,500,000
Total Ending Balance	-	-	\$1,500,000	-	-	-	\$1,500,000

BUDGET NARRATIVE

Offender Management & Rehabilitation Division

031 Standard Inflation

Package Description

Purpose

This package includes funding for inflation and adjustments to reflect the Price List of Goods and Services issued by DAS. The prescribed standard inflation factors were used for all accounts in this division.

How Achieved

For 2019-21, inflation factors are 3.8 percent for standard inflation, 4.2 percent for Professional Services, 20.14 percent for Attorney General charges, 3.8 percent for Facility Rental and Taxes, and 3.7 percent for Special Payments. Inflation requested in this package is based on the 2019-21 Base Budget. Inflation associated with biennialized phased-in programs, when applicable, is included in package 021. Inflation associated with new institution start-up and operation is included in the essential package for caseload in package 040.

In the Governor's Budget, package 090 eliminated the General Fund inflation for Services and Supplies in all accounts except for: Telecommunications, State Government Service Charges, Data Processing, Attorney General and Facilities Rent and Taxes. Package 092 reduced Attorney General charges by 5.95%.

Agency Request Budget

Staffing Impact

None

Revenue Source

General Fund	\$1,248,035
Other Funds	\$376,934
Federal Funds	\$0

Governor's Budget

Staffing Impact

BUDGET NARRATIVE

None

Revenue Source

General Fund	\$1,248,035
Other Funds	\$376,934
Federal Funds	\$0

2021-23 Fiscal Impact

The net impact of the actions in this package and the reductions in packages 090 and 092 will become part of the Base Budget for 2021-23.

ESSENTIAL AND POLICY PACKAGE FISCAL IMPACT SUMMARY

Corrections, Dept of
Pkg: 031 - Standard Inflation

Cross Reference Name: Offender Management & Rehabilitation
Cross Reference Number: 29100-011-00-00-00000

<i>Description</i>	General Fund	Lottery Funds	Other Funds	Federal Funds	Nonlimited Other Funds	Nonlimited Federal Funds	All Funds
Revenues							
General Fund Appropriation	1,248,035	-	-	-	-	-	1,248,035
Total Revenues	\$1,248,035	-	-	-	-	-	\$1,248,035
Services & Supplies							
Instate Travel	7,367	-	-	-	-	-	7,367
Out of State Travel	400	-	74	-	-	-	474
Employee Training	1,729	-	490	-	-	-	2,219
Office Expenses	29,738	-	663	-	-	-	30,401
Telecommunications	6,182	-	3	-	-	-	6,185
Data Processing	4,624	-	4	-	-	-	4,628
Publicity and Publications	122	-	-	-	-	-	122
Professional Services	655,170	-	144,781	-	-	-	799,951
Attorney General	104,453	-	-	-	-	-	104,453
Employee Recruitment and Develop	62	-	-	-	-	-	62
Dues and Subscriptions	78	-	-	-	-	-	78
Facilities Maintenance	792	-	-	-	-	-	792
Medical Services and Supplies	322,530	-	200,033	-	-	-	522,563
Other Care of Residents and Patients	63,939	-	22,907	-	-	-	86,846
Other Services and Supplies	10,941	-	5,889	-	-	-	16,830
Expendable Prop 250 - 5000	24,083	-	923	-	-	-	25,006
IT Expendable Property	15,825	-	-	-	-	-	15,825
Total Services & Supplies	\$1,248,035	-	\$375,767	-	-	-	\$1,623,802

ESSENTIAL AND POLICY PACKAGE FISCAL IMPACT SUMMARY

Corrections, Dept of
Pkg: 031 - Standard Inflation

Cross Reference Name: Offender Management & Rehabilitation
Cross Reference Number: 29100-011-00-00-00000

<i>Description</i>	General Fund	Lottery Funds	Other Funds	Federal Funds	Nonlimited Other Funds	Nonlimited Federal Funds	All Funds
Capital Outlay							
Recreational Equipment	-	-	1,167	-	-	-	1,167
Total Capital Outlay	-	-	\$1,167	-	-	-	\$1,167
Total Expenditures							
Total Expenditures	1,248,035	-	376,934	-	-	-	1,624,969
Total Expenditures	\$1,248,035	-	\$376,934	-	-	-	\$1,624,969
Ending Balance							
Ending Balance	-	-	(376,934)	-	-	-	(376,934)
Total Ending Balance	-	-	(\$376,934)	-	-	-	(\$376,934)

BUDGET NARRATIVE

Offender Management & Rehabilitation Division

032 Above Standard Inflation

Package Description

Purpose

This package includes funding for above standard inflation as prescribed by DAS. Approval by the DAS CFO is required in order to use this package. Medical accounts are approved to use the additional medical services inflation factor because they rely heavily on skilled medical staff (doctors, dentists, registered nurses), advancements in medical technology, and high-cost prescription drugs to fulfill its mandate.

How Achieved

For 2019-21, the above standard inflation factor for Medical Services and Supplies is 0.4 percent, and non-DAS inflation related to Non-state employee personnel costs applied to Special Payments is 0.4 percent. These are in addition to the inflation included in package 031.

In the Governor's Budget, package 090 eliminated the General Fund value of this package.

Agency Request Budget

Staffing Impact

None

Revenue Source

General Fund	\$33,950
Other Funds	\$27,056
Federal Funds	\$0

Governor's Budget

Staffing Impact

None

BUDGET NARRATIVE

Revenue Source

General Fund	\$33,950
Other Funds	\$27,056
Federal Funds	\$0

2021-23 Fiscal Impact

The net impact of the actions in this package and the reductions in package 090 will become part of the Base Budget for 2021-23.

ESSENTIAL AND POLICY PACKAGE FISCAL IMPACT SUMMARY

Corrections, Dept of
Pkg: 032 - Above Standard Inflation

Cross Reference Name: Offender Management & Rehabilitation
Cross Reference Number: 29100-011-00-00-00000

<i>Description</i>	General Fund	Lottery Funds	Other Funds	Federal Funds	Nonlimited Other Funds	Nonlimited Federal Funds	All Funds
Revenues							
General Fund Appropriation	33,950	-	-	-	-	-	33,950
Total Revenues	\$33,950	-	-	-	-	-	\$33,950
Services & Supplies							
Medical Services and Supplies	33,950	-	27,056	-	-	-	61,006
Total Services & Supplies	\$33,950	-	\$27,056	-	-	-	\$61,006
Total Expenditures							
Total Expenditures	33,950	-	27,056	-	-	-	61,006
Total Expenditures	\$33,950	-	\$27,056	-	-	-	\$61,006
Ending Balance							
Ending Balance	-	-	(27,056)	-	-	-	(27,056)
Total Ending Balance	-	-	(\$27,056)	-	-	-	(\$27,056)

BUDGET NARRATIVE

Offender Management & Rehabilitation Division

033 Exception Inflation

Package Description

Purpose

This package includes the amount above the inflation included in packages 031 and 032. Approval of an exception request by the DAS CFO is required to use this package.

How Achieved

Exception request for extraordinary inflation amounts on Medical Services & Supplies was approved by DAS. The exception rates approved are 3.0% for Medical Services, 3.0% for Behavioral Health, and 3.0% for Pharmacy. These rates are in addition to the 3.8% standard inflation in package 031, and the 0.4% above standard inflation included in package 032.

In the Governor's Budget, the General Fund value of this package was eliminated in Package 090.

Agency Request Budget

Staffing Impact

None

Revenue Source

General Fund	\$234,589
Other Funds	\$249,208
Federal Funds	\$0

Governor's Budget

Staffing Impact

None

Revenue Source

BUDGET NARRATIVE

General Fund	\$234,589
Other Funds	\$249,208
Federal Funds	\$0

2021-23 Fiscal Impact

The net impact of the actions in this package and the reductions in package 090 will become part of the Base Budget in 2021-23.

ESSENTIAL AND POLICY PACKAGE FISCAL IMPACT SUMMARY

Corrections, Dept of
Pkg: 033 - Exceptional Inflation

Cross Reference Name: Offender Management & Rehabilitation
Cross Reference Number: 29100-011-00-00-00000

<i>Description</i>	General Fund	Lottery Funds	Other Funds	Federal Funds	Nonlimited Other Funds	Nonlimited Federal Funds	All Funds
Revenues							
General Fund Appropriation	234,589	-	-	-	-	-	234,589
Total Revenues	\$234,589	-	-	-	-	-	\$234,589
Services & Supplies							
Medical Services and Supplies	234,589	-	249,208	-	-	-	483,797
Total Services & Supplies	\$234,589	-	\$249,208	-	-	-	\$483,797
Total Expenditures							
Total Expenditures	234,589	-	249,208	-	-	-	483,797
Total Expenditures	\$234,589	-	\$249,208	-	-	-	\$483,797
Ending Balance							
Ending Balance	-	-	(249,208)	-	-	-	(249,208)
Total Ending Balance	-	-	(\$249,208)	-	-	-	(\$249,208)

BUDGET NARRATIVE

Offender Management & Rehabilitation Division

040 Mandated Caseload

Package Description

Purpose

Mandated caseload changes included in this package are based on caseload changes for programs that are required by the federal government, the state constitution, or court actions. Mandated caseload costs include, but are not limited to, the cost of additional staff and operating costs required to operate these programs. The April 2018 Oregon Corrections Population Forecast published by DAS Office of Economic Analysis is the basis for actions presented in this package.

How Achieved

In response to the caseload projections included in the April 2018 Population Forecast, DOC completes a Population Management Plan that details the location and number of beds to be opened and/or closed in the institutions. This plan reflects de-activating temporary and emergency beds within the department's facilities as the result of the declining prison population forecast.

Specifically, the plan includes reducing the funding for temporary and emergency beds planned to be de-activated during the 2019-21 biennium at Two Rivers Correctional Institution, Coffee Creek Correctional Facility, and Eastern Oregon Correctional Institution.

The Governor's Budget modified this package to reflect the reduction in mandated caseload from the October 2018 population forecast.

Agency Request Budget

Staffing Impact

Positions	0
FTE	0.00

Revenue Source

General Fund	\$(91,539)
Other Funds	\$0
Federal Funds	\$0

BUDGET NARRATIVE

Governor's Budget

Staffing Impact

Positions	0
FTE	0.00

Revenue Source

General Fund	\$(169,618)
Other Funds	\$0
Federal Funds	\$0

2021-23 Fiscal Impact

Mandated caseload is re-projected each biennium during budget development based on the most current Office of Economic Analysis population forecast. Therefore, actions in this package will not have an impact in 2021-23.

ESSENTIAL AND POLICY PACKAGE FISCAL IMPACT SUMMARY

Corrections, Dept of
Pkg: 040 - Mandated Caseload

Cross Reference Name: Offender Management & Rehabilitation
Cross Reference Number: 29100-011-00-00-00000

<i>Description</i>	General Fund	Lottery Funds	Other Funds	Federal Funds	Nonlimited Other Funds	Nonlimited Federal Funds	All Funds
Revenues							
General Fund Appropriation	(169,618)	-	-	-	-	-	(169,618)
Total Revenues	(\$169,618)	-	-	-	-	-	(\$169,618)
Services & Supplies							
Employee Training	-	-	-	-	-	-	-
Office Expenses	(5,144)	-	-	-	-	-	(5,144)
Telecommunications	(982)	-	-	-	-	-	(982)
Data Processing	(764)	-	-	-	-	-	(764)
Professional Services	(94,262)	-	-	-	-	-	(94,262)
Attorney General	(3,016)	-	-	-	-	-	(3,016)
Medical Services and Supplies	(50,428)	-	-	-	-	-	(50,428)
Other Care of Residents and Patients	(10,085)	-	-	-	-	-	(10,085)
Other Services and Supplies	(4,937)	-	-	-	-	-	(4,937)
Total Services & Supplies	(\$169,618)	-	-	-	-	-	(\$169,618)
Total Expenditures							
Total Expenditures	(169,618)	-	-	-	-	-	(169,618)
Total Expenditures	(\$169,618)	-	-	-	-	-	(\$169,618)
Ending Balance							
Ending Balance	-	-	-	-	-	-	-
Total Ending Balance	-	-	-	-	-	-	-

BUDGET NARRATIVE

Offender Management & Rehabilitation Division

060 Technical Adjustments

Package Description

Purpose

This package is used for technical budget adjustments such as agency reorganizations and expenditure category budget shifts that do not meet the criteria of the other essential packages.

How Achieved

At the agency level, this package includes the following net zero adjustments: 1) Reallocation of General Fund budget between various DCR's and 2) Reduction of Services and Supplies budget to pay for three new Correctional Case Management related positions and new position authority to eliminate one currently double filled position.

This division's package includes 1) position authority and related funding for three Correctional Case Management (CCM) positions 2) reduction of S&S to pay for the three CCM positions and 3) budget shifted from other division's to cover this division's expected attorney general expenses.

Agency Request Budget

Staffing Impact

Positions:	3
FTE:	3.00

Revenue Source

General Fund	(\$645,028)
Other Funds	\$0
Federal Funds	\$0

Governor's Budget

Staffing Impact

Positions:	3
------------	---

BUDGET NARRATIVE

FTE: 3.00

Revenue Source

General Fund	(\$645,028)
Other Funds	\$0
Federal Funds	\$0

2021-23 Fiscal Impact

The actions included in this package will become a part of the Base Budget for 2021-23.

ESSENTIAL AND POLICY PACKAGE FISCAL IMPACT SUMMARY

Corrections, Dept of
Pkg: 060 - Technical Adjustments

Cross Reference Name: Offender Management & Rehabilitation
Cross Reference Number: 29100-011-00-00-00000

<i>Description</i>	General Fund	Lottery Funds	Other Funds	Federal Funds	Nonlimited Other Funds	Nonlimited Federal Funds	All Funds
Revenues							
General Fund Appropriation	(645,028)	-	-	-	-	-	(645,028)
Total Revenues	(\$645,028)	-	-	-	-	-	(\$645,028)
Personal Services							
Class/Unclass Sal. and Per Diem	457,968	-	-	-	-	-	457,968
Empl. Rel. Bd. Assessments	183	-	-	-	-	-	183
Public Employees' Retire Cont	100,890	-	-	-	-	-	100,890
Social Security Taxes	35,034	-	-	-	-	-	35,034
Unemployment Assessments	824	-	-	-	-	-	824
Worker's Comp. Assess. (WCD)	174	-	-	-	-	-	174
Mass Transit Tax	2,748	-	-	-	-	-	2,748
Flexible Benefits	105,552	-	-	-	-	-	105,552
Total Personal Services	\$703,373	-	-	-	-	-	\$703,373
Services & Supplies							
Instate Travel	(23,187)	-	-	-	-	-	(23,187)
Employee Training	(1,471)	-	-	-	-	-	(1,471)
Office Expenses	(385,000)	-	-	-	-	-	(385,000)
Data Processing	(1,754)	-	-	-	-	-	(1,754)
Professional Services	(218,848)	-	-	-	-	-	(218,848)
Attorney General	(404,892)	-	-	-	-	-	(404,892)
Fuels and Utilities	-	-	-	-	-	-	-
Facilities Maintenance	(15,603)	-	-	-	-	-	(15,603)
Medical Services and Supplies	(24,315)	-	-	-	-	-	(24,315)

ESSENTIAL AND POLICY PACKAGE FISCAL IMPACT SUMMARY

Corrections, Dept of
Pkg: 060 - Technical Adjustments

Cross Reference Name: Offender Management & Rehabilitation
Cross Reference Number: 29100-011-00-00-00000

<i>Description</i>	General Fund	Lottery Funds	Other Funds	Federal Funds	Nonlimited Other Funds	Nonlimited Federal Funds	All Funds
Services & Supplies							
Other Care of Residents and Patients	(154,410)	-	-	-	-	-	(154,410)
Other Services and Supplies	(25,000)	-	-	-	-	-	(25,000)
Expendable Prop 250 - 5000	(57,312)	-	-	-	-	-	(57,312)
IT Expendable Property	(36,609)	-	-	-	-	-	(36,609)
Total Services & Supplies	(\$1,348,401)	-	-	-	-	-	(\$1,348,401)
Total Expenditures							
Total Expenditures	(645,028)	-	-	-	-	-	(645,028)
Total Expenditures	(\$645,028)	-	-	-	-	-	(\$645,028)
Ending Balance							
Ending Balance	-	-	-	-	-	-	-
Total Ending Balance	-	-	-	-	-	-	-
Total Positions							
Total Positions							3
Total Positions	-	-	-	-	-	-	3
Total FTE							
Total FTE							3.00
Total FTE	-	-	-	-	-	-	3.00

POSITION NUMBER	CLASS	COMP	CLASS NAME	POS CNT	FTE	MOS	STEP	RATE	GF SAL/OPE	OF SAL/OPE	FF SAL/OPE	LF SAL/OPE	AF SAL/OPE
1900001	MMS	X7010	AP PRINCIPAL EXECUTIVE/MANAGER F	1	1.00	24.00	02	7,208.00	172,992 86,647				172,992 86,647
1900002	MMN	X0872	AP OPERATIONS & POLICY ANALYST 3	1	1.00	24.00	02	5,937.00	142,488 77,593				142,488 77,593
1900003	MMN	X0872	AP OPERATIONS & POLICY ANALYST 3	1	1.00	24.00	02	5,937.00	142,488 77,593				142,488 77,593
TOTAL PICS SALARY									457,968				457,968
TOTAL PICS OPE									241,833				241,833
TOTAL PICS PERSONAL SERVICES =									---	---	---	---	---
									3	3.00	72.00		699,801

BUDGET NARRATIVE

Offender Management & Rehabilitation Division

090 Analyst Adjustments

Package Description

Purpose

This package, added by the Governor, reflects additional policy adjustments to the DOC 2019-21 Agency Request Budget.

How Achieved

This package in the Governor's Balanced Budget eliminated the General Fund standard inflation for all services and supplies accounts except Telecommunications, State Government Service Charges, Data Processing, Attorney General and Facilities Rent and Taxes in package 031, eliminated the General Fund portion of Above Standard and Exceptional inflation, eliminated a position, and S&S cuts related to certain positions and a grant that should have been phased out previously. These values are identified in the table below:

Revenue Source	Package 031	Package 032	Package 033	Vacant Position Elimination	S&S on Certain Positions	Grant S&S
General Fund	(\$1,132,776)	(\$33,950)	(\$234,539)	(\$195,609)	(\$18,913)	
Other Funds						(\$140,000)
Positions				(1)		
FTE				(1.00)		

Governor's Balanced Budget

Staffing Impact

Positions: (1)
 FTE: (1.00)

Revenue Source

General Fund (\$1,615,837)
 Other Funds (\$140,000)
 Federal Funds \$0

2019-21 Fiscal Impact

The actions included in this package will become part of the Base Budget in 2021-23.

ESSENTIAL AND POLICY PACKAGE FISCAL IMPACT SUMMARY

Corrections, Dept of
Pkg: 090 - Analyst Adjustments

Cross Reference Name: Offender Management & Rehabilitation
Cross Reference Number: 29100-011-00-00-00000

<i>Description</i>	General Fund	Lottery Funds	Other Funds	Federal Funds	Nonlimited Other Funds	Nonlimited Federal Funds	All Funds
Beginning Balance							
Beginning Balance	-	-	-	-	-	-	-
Beginning Balance Adjustment	-	-	(140,000)	-	-	-	(140,000)
Total Beginning Balance	-	-	(\$140,000)	-	-	-	(\$140,000)
Revenues							
General Fund Appropriation	(1,615,837)	-	-	-	-	-	(1,615,837)
Total Revenues	(\$1,615,837)	-	-	-	-	-	(\$1,615,837)
Personal Services							
Class/Unclass Sal. and Per Diem	(123,048)	-	-	-	-	-	(123,048)
Empl. Rel. Bd. Assessments	(61)	-	-	-	-	-	(61)
Public Employees' Retire Cont	(27,108)	-	-	-	-	-	(27,108)
Social Security Taxes	(9,413)	-	-	-	-	-	(9,413)
Worker's Comp. Assess. (WCD)	(58)	-	-	-	-	-	(58)
Mass Transit Tax	(738)	-	-	-	-	-	(738)
Flexible Benefits	(35,184)	-	-	-	-	-	(35,184)
Reconciliation Adjustment	1	-	-	-	-	-	1
Total Personal Services	(\$195,609)	-	-	-	-	-	(\$195,609)
Services & Supplies							
Instate Travel	(9,580)	-	-	-	-	-	(9,580)
Out of State Travel	(400)	-	-	-	-	-	(400)
Employee Training	(3,688)	-	-	-	-	-	(3,688)
Office Expenses	(39,956)	-	-	-	-	-	(39,956)

ESSENTIAL AND POLICY PACKAGE FISCAL IMPACT SUMMARY

Corrections, Dept of
Pkg: 090 - Analyst Adjustments

Cross Reference Name: Offender Management & Rehabilitation
Cross Reference Number: 29100-011-00-00-00000

<i>Description</i>	General Fund	Lottery Funds	Other Funds	Federal Funds	Nonlimited Other Funds	Nonlimited Federal Funds	All Funds
Services & Supplies							
Data Processing	(2,816)	-	-	-	-	-	(2,816)
Publicity and Publications	(122)	-	-	-	-	-	(122)
Professional Services	(655,170)	-	(140,000)	-	-	-	(795,170)
Employee Recruitment and Develop	(62)	-	-	-	-	-	(62)
Dues and Subscriptions	(78)	-	-	-	-	-	(78)
Facilities Maintenance	(792)	-	-	-	-	-	(792)
Medical Services and Supplies	(591,069)	-	-	-	-	-	(591,069)
Other Care of Residents and Patients	(63,939)	-	-	-	-	-	(63,939)
Other Services and Supplies	(12,648)	-	-	-	-	-	(12,648)
Expendable Prop 250 - 5000	(24,083)	-	-	-	-	-	(24,083)
IT Expendable Property	(15,825)	-	-	-	-	-	(15,825)
Total Services & Supplies	(\$1,420,228)	-	(\$140,000)	-	-	-	(\$1,560,228)
Total Expenditures							
Total Expenditures	(1,615,837)	-	(140,000)	-	-	-	(1,755,837)
Total Expenditures	(\$1,615,837)	-	(\$140,000)	-	-	-	(\$1,755,837)
Ending Balance							
Ending Balance	-	-	-	-	-	-	-
Total Ending Balance	-	-	-	-	-	-	-

ESSENTIAL AND POLICY PACKAGE FISCAL IMPACT SUMMARY

Corrections, Dept of
Pkg: 090 - Analyst Adjustments

Cross Reference Name: Offender Management & Rehabilitation
Cross Reference Number: 29100-011-00-00-00000

<i>Description</i>	General Fund	Lottery Funds	Other Funds	Federal Funds	Nonlimited Other Funds	Nonlimited Federal Funds	All Funds
Total Positions							
Total Positions							(1)
Total Positions	-	-	-	-	-	-	(1)
Total FTE							
Total FTE							(1.00)
Total FTE	-	-	-	-	-	-	(1.00)

BUDGET NARRATIVE

Offender Management & Rehabilitation Division

092 Statewide AG Adjustment

Package Description

Purpose

This package, added by the Governor, reflects additional policy adjustments to the DOC 2019-21 Agency Request Budget.

How Achieved

This package is used for technical budget adjustments for reductions to Attorney General charges for services.

Governor's Balanced Budget

Staffing Impact

Positions:	0
FTE:	0

Revenue Source

General Fund	(\$13,872)
Other Funds	\$0
Federal Funds	\$0

2019-21 Fiscal Impact

The actions included in this package will become part of the Base Budget in 2021-23.

ESSENTIAL AND POLICY PACKAGE FISCAL IMPACT SUMMARY

Corrections, Dept of
Pkg: 092 - Statewide AG Adjustment

Cross Reference Name: Offender Management & Rehabilitation
Cross Reference Number: 29100-011-00-00-00000

<i>Description</i>	General Fund	Lottery Funds	Other Funds	Federal Funds	Nonlimited Other Funds	Nonlimited Federal Funds	All Funds
Revenues							
General Fund Appropriation	(13,872)	-	-	-	-	-	(13,872)
Total Revenues	(\$13,872)	-	-	-	-	-	(\$13,872)
Services & Supplies							
Attorney General	(13,872)	-	-	-	-	-	(13,872)
Total Services & Supplies	(\$13,872)	-	-	-	-	-	(\$13,872)
Total Expenditures							
Total Expenditures	(13,872)	-	-	-	-	-	(13,872)
Total Expenditures	(\$13,872)	-	-	-	-	-	(\$13,872)
Ending Balance							
Ending Balance	-	-	-	-	-	-	-
Total Ending Balance	-	-	-	-	-	-	-

BUDGET NARRATIVE

Offender Management & Rehabilitation Division

101 Norway Modifications

Purpose

In the fall of 2017, a delegation of Oregon Leaders from the Department of Corrections (DOC), the Criminal Justice Commission (CJC), and the Oregon Senate and House traveled to Norway as part of a prison exchange program funded by the Prison Law Office. The expectation of the delegation was to incorporate the best of the Norwegian prison system in Oregon to further our agency's mission, vision, and strategic plan.

Four policy and program areas have been identified for this package request to meaningfully capitalize on the lessons learned in our exchange:

- A. Investment in effective correctional case management. Norway has a 1-to-1 staffing ratio, assigning each person in custody a primary contact officer who serves as their champion change agent. While we cannot achieve this staffing ratio, we can utilize key employees as change agents and provide these employees with manageable caseload sizes that allow opportunity for mentoring and skill building.
- B. Investment in services for children with incarcerated parents. Norway emphasizes family connections by providing extended visitation, including family in case management, and treating family connections as a right rather than a privilege.
- C. Investment in staff training. Staff in Norway receive a four-year associate's degree in dynamic security and social and behavioral interventions, provided by the prison system, before being assigned to a prison post.
- D. Investment in effective cognitive interventions. Norway provides treatment and support services through an import model, meaning the services delivered inside prison are the same services provided in the community to non-incarcerated people. While we cannot achieve the same treatment delivery system, we can contract for effective, gender-responsive cognitive interventions.

The resources being requested for the Offender Management and Rehabilitation Division (OMR) are specific to items B, and D.

B. Investment in services for children with incarcerated parents

The landmark Keizer Permanente study on Adverse Childhood Experiences (ACEs) identifies incarceration of a parent among the eight most negatively impactful experiences on long-term health and wellbeing. The 2016 Annie E. Casey Foundation publication titled *Shared Sentence* estimated conservatively that in 2011-2012, 68,000, or 8 percent of children in Oregon had experienced parental incarceration. In 2002, the first phase of Parenting Inside Out (PIO), an Oregon-grown, evidenced-based training for incarcerated parents, became part of our agency's standard institution program offerings. PIO Phase II, focused on interactive visitation between parents and children. This

BUDGET NARRATIVE

phase was never funded. PIO Phase II extends benefits of the current program beyond incarcerated parents to the children and caregivers who are experiencing incarceration in real time. We know this kind of interaction promotes resilience for children during parental incarceration through re-entry. Phase II also brings Oregon's PIO into closer fidelity with the Oregon Social Learning Center's original evidence-based design of PIO. Finally, supervised and interactive visitation enables us to better partner with stakeholders like DHS's Child Welfare Division and other community programs to serve the needs of crossover clients.

The resources requested specific to Item B are \$767,248 General Fund, 0 positions, 0.00 FTE.

D. Investment in effective cognitive interventions

For nearly two decades our agency has collaborated with Pathfinders of Oregon to provide innovative and proven cognitive interventions specialized for AICs. Last year, in preparation for new contracts, we asked Pathfinders to research and propose to the DOC innovations in criminal justice interventions. Pathfinders' new proposals for the next five years include gender-responsive programming that incorporates the latest research in program dosage, duration, structure, and content. Research also makes clear programs are most effective when the trainers are highly skilled and consistent. As the economy has changed over the last five years, in order to retain quality staff, Pathfinders must increase compensation rates for trainers in the next contract. They have already started increasing compensation and seen a 15 percent improvement in staff retention. Pathfinders' proposal for the coming biennia of service represents a 17 percent increase from \$3,559,604 in 17-19 to \$4,195,752 in 19-21 to maintain current levels of cognitive and parenting services utilizing the latest in gender-responsive curriculum and standards.

The resources requested specific to Item D are \$636,149 General Fund, 0 positions, 0.00 FTE.

How Achieved

B. Investment in services for children with incarcerated parents

We request funding for PIO Phase II to be conducted at two men's institutions and one women's institution. PIO Phase II provides three coached skill practice sessions over a three-month period, reinforcing the skills previously taught in PIO Phase I. Each skill practice session is followed by an interactive visit with the children and care providers where the incarcerated parent utilizes learned skills with the presence of a coach. The coach debriefs with the parent after each of the three skill practice and visitation sequences. Parenting coaches will be skilled and trained professionals with at least a Master of Social Work or Licensed Clinical Social Worker credentials. PIO Phase II is an evidence-based intervention and has built-in metrics to measure the quality of visitation interaction and the skill competency of the participating parent. PIO Phase II creates a critical juncture to capitalize on relationships built over the last biennia through our Family Advocate position funded by the legislature in the 2015-17 biennia, which include DHS Child Welfare, Child Dependency Courts and

BUDGET NARRATIVE

attorneys, tribes, social service agencies, and nonprofits. We are asking for \$767,248 to contract with Pathfinders of Oregon to add PIO Phase II onto our existing PIO offerings.

D. Investment in effective cognitive interventions

Our ability to further bend the arch of recidivism is attached to our ability to provide effective cognitive programming to targeted AICs. In preparation for contract renewals with Pathfinders, we asked them to research the field and bring us the latest innovations in correctional interventions. The OMR administrative team reviewed the proposals in detail and concur with the recommendations for modernizing our services to incorporate research outcomes in the field. In the new 2019-2024 contract with Pathfinders, we will provide men in custody with the University of Cincinnati Corrections Institute (UCCI) cognitive-based curriculum using class sizes, modalities, and doses shown to be most effective for the incarcerated male population. For females in custody, we will completely transition to the gender-responsive Moving On curriculum, piloted successfully at CCCF in the current biennium. Pathfinders also updated the PIO curriculum in 2017 to incorporate trauma-informed best practices and modernize parent skill training to include things like cyber bullying. We are asking for an increase of \$636,148 to maintain current levels of cognitive and parenting services.

Quantifying Results

The agency's performance measurement scorecard captures three outcome measures directly related to Key Performance Measures #2 and #3. An outcome measure titled, "Percentage of mod/high-risk AICs with an identified education, cognitive, or treatment need who successfully completed at least one of the identified-need programs before release" tracks the percentage of AICs completing treatment, education, or cognitive behavioral change programs before release (AGY_OM8b – KPM #2). In addition, we have two KPM #3 recidivism outcome measures that tracks the 36-month recidivism rate of people released to post-prison supervision (AGY_OM5b and OM5d). Numerous operating processes are tracked on both the agency and OMR performance measurement scorecards that track correctional case management and parenting and cognitive programs, as shown below.

Measure No.	Measure Name	Measure Calculation	RANGE			Target	Data Reporting Frequency
			Red	Yellow	Green		
AGY_OM8b (KPM #2)	Meeting Treatment, Education, and/or Cognitive Programming Needs	Percentage of mod/high-risk AICs with an identified education, cognitive, or treatment need who successfully completed at least one of the identified-need programs before release.	≤ 63%	64-71%	≥ 72%	75%	Quarterly

BUDGET NARRATIVE

Measure No.	Measure Name	Measure Calculation	RANGE			Target	Data Reporting Frequency
			Red	Yellow	Green		
AGY_OM5b (KPM #3)	Arrest for any new crime, statewide, post-prison supervision (HB3194)	36-month recidivism rate of people released to post-prison supervision.	≥50%	49 - 45%	<45%	40%	Semiannually
AGY_OM5d (KPM #3)	Conviction for a new crime, misdemeanor or felony statewide, post-prison supervision (HB3194)	36-month recidivism rate of people released to post-prison supervision.	≥40%	39 – 35%	<35%	30%	Semiannually
AGY_OP2c	Behavioral Change Programs	Percent of releasing AICs participating in behavioral change programs	≤64%	65% - 75%	≥76%	80%	Quarterly
CSV_OP2.8a	AICs Completing COG	Percent of releasing cognitive behavioral change participants completing a program	TBD	TBD	TBD	TBD	Monthly
CSV_OP2.8b	Targeted Risk Group Completing COG	Percent of cognitive behavioral change program completers in the targeted risk group (<i>includes overrides</i>)	TBD	TBD	TBD	TBD	Monthly
CSV_OP2.8c	AICs Refusing COG	Percent of AICs refusing COG (includes only post-program entry because we don't currently collect data on pre-program entry refusals)	TBD	TBD	TBD	TBD	Monthly
CSV_OP2.8d	AICs Administratively Removed from COG	Percent of COG program exits that are administrative removals	TBD	TBD	TBD	TBD	Monthly
CSV_OP2.8e	AICs Failing COG	Percent of COG program exits that are failures	TBD	TBD	TBD	TBD	Monthly
CSV_OP2.8f	COG Exits for Unknown Reasons	Percent of COG program exits that are for unknown reasons (other exits)	TBD	TBD	TBD	TBD	Monthly
CSV_OP2.8g	AICs Participating in Parenting	Percent of all AICs participating in parenting programs	TBD	TBD	TBD	TBD	Monthly

BUDGET NARRATIVE

Measure No.	Measure Name	Measure Calculation	RANGE			Target	Data Reporting Frequency
			Red	Yellow	Green		
CSV_OP2.8h	Releasing AICs Successfully Completing Parenting Programs	Percent of releasing parenting program participants successfully completing parenting programs	≤69%	70%-80%	≥81%	85%	Quarterly

A lifecycle analysis identified our case management professional's lack sufficient training. An extensive training effort was initiated October 2017, to provide training to every correctional rehabilitation services manager and counselor. This is targeted for completion July 2018, after which "booster" training will be provided and a counselor "academy" will be developed for all new, incoming counselors.

Targets for completing counselor training in specific tools to be used in their work in providing direct services to the AICs on their caseloads are as follows:

Case Management/ Direct Services Tool	100% of Existing Counselors' Training Completed By
LS/CMI	04/05/18
Initial Case Plan-How to Build a BCP	04/05/18
Cognitive Behavioral Interventions and Tools	05/31/18
Coaching and Feedback	October 2018
EPICS	September 2019

BUDGET NARRATIVE

Correctional rehabilitation managers and counselors are being trained in how to develop effective, individualized BCP and how to consistently and accurately score them using a scoring matrix using factors such as criminogenic needs addressed, goal details and problem statement, progress notes, etc. For the first round of practice scoring, the counselors were allowed to submit a BCP of their choice; beginning in March 2018, the AIC ID numbers for BCP review have been randomly selected by research. To date, 252 BCPs have been scored across all institutions except Intake and CCCF with an average score of 44 percent and 52 scoring at 75 percent or higher. After the WRNA BCP scoring tool is developed, female at CCCF BCPs will also be assessed, which is anticipated to start July 2018. To track the success of CCM BCP scoring consistency and accuracy training, we have established the following targets:

Target Date	% of BCPs Achieving a 75% on BCP Scoring Guide
July 2018	15%
January 2019	35%
July 2019	50%
January 2020	75%

After the automated criminal risk score is recalibrated, we will also intend to incorporate Vera Institute of Justice recommendations regarding caseload targets for counselors with medium- and high-risk caseloads.

For the PIO Phase II pilot program, we are targeting providing coached parenting skills/interaction practice and enhanced visits to the following number of AICs:

	Classes per Year	AICs Served Per Year	Total Classes Per Contract	Total AICs Served per Contract
1 Institution	7	42	14	84
3 Institutions	21	126	42	252

Results of the participant pre- and post-surveys will be also be tracked to quantify gains in desired parenting, problem-solving, and other skills and attitudes.

The DPSST mandate will include quarterly tracking by DPSST to ensure compliance with continuing education hours requirements, and the Manager and leadership training will measure the percentage of managers completing training as well as gains in desired leadership attributes for participants.

BUDGET NARRATIVE

Agency Request Budget

Staffing Impact

Positions	0
FTE	0.00

Revenue Source

General Fund	\$1,403,397
Other Funds	\$0

Governor's Budget

Staffing Impact

Positions	0
FTE	0.00

Revenue Source

General Fund	\$0
Other Funds	\$0

2021-23 Fiscal Impact

The package was denied and will have no impact to the 2019-21 or 2021-23 biennia.

ESSENTIAL AND POLICY PACKAGE FISCAL IMPACT SUMMARY

Corrections, Dept of
Pkg: 101 - Norway Best Practices

Cross Reference Name: Offender Management & Rehabilitation
Cross Reference Number: 29100-011-00-00-00000

<i>Description</i>	General Fund	Lottery Funds	Other Funds	Federal Funds	Nonlimited Other Funds	Nonlimited Federal Funds	All Funds
Revenues							
General Fund Appropriation	-	-	-	-	-	-	-
Total Revenues	-	-	-	-	-	-	-
Personal Services							
Class/Unclass Sal. and Per Diem	-	-	-	-	-	-	-
Empl. Rel. Bd. Assessments	-	-	-	-	-	-	-
Public Employees' Retire Cont	-	-	-	-	-	-	-
Social Security Taxes	-	-	-	-	-	-	-
Worker's Comp. Assess. (WCD)	-	-	-	-	-	-	-
Flexible Benefits	-	-	-	-	-	-	-
Total Personal Services	-	-	-	-	-	-	-
Services & Supplies							
Professional Services	-	-	-	-	-	-	-
Total Services & Supplies	-	-	-	-	-	-	-
Total Expenditures							
Total Expenditures	-	-	-	-	-	-	-
Total Expenditures	-	-	-	-	-	-	-
Ending Balance							
Ending Balance	-	-	-	-	-	-	-
Total Ending Balance	-	-	-	-	-	-	-

ESSENTIAL AND POLICY PACKAGE FISCAL IMPACT SUMMARY

Corrections, Dept of
Pkg: 101 - Norway Best Practices

Cross Reference Name: Offender Management & Rehabilitation
Cross Reference Number: 29100-011-00-00-00000

<i>Description</i>	General Fund	Lottery Funds	Other Funds	Federal Funds	Nonlimited Other Funds	Nonlimited Federal Funds	All Funds
Total Positions							
Total Positions							-
Total Positions	-	-	-	-	-	-	-
Total FTE							
Total FTE							-
Total FTE	-	-	-	-	-	-	-

BUDGET NARRATIVE

Offender Management & Rehabilitation Division

111 Justice Reinvestment

Purpose

This Policy Option Package 111 seeks to address the following items:

- A. Offender Information and Sentence Comprehensive Training Program
- B. Deer Ridge Correctional Institution Move Expansion
- C. Rightsizing Intake
- D. Release and Re-entry Counselors

This request is related to Items A, C, and D.

In the last four biennia, the Justice Reinvestment Initiative (JRI) has taken hold in Oregon, shifting sentencing laws and bringing innovation in community-level justice decisions. During that time, prison population forecasts have changed significantly. The department, a champion of justice reinvestment, accommodated policy changes utilizing existing staffing patterns and avoiding costly fiscal impact statements keeping in mind the long-term goal of a downwardly curving arch of prison populations. With this achievement and a sense of predictability ahead, the agency has undergone analysis of staffing patterns and workloads revealing four units most impacted over the time period of JRI. This includes peak incarceration numbers, expansion of Short-Term Transitional Leave (STTL), changes in sentencing laws, and overall changes in the profiles of people being incarcerated. The impacted units are Offender Information and Sentence Computation (OISC), Intake, Release Counselors, and the Deer Ridge Correctional Institution (DRCI) in Madras. Currently, these units face decreased effectiveness of critical processes, increased overtime costs, and diminished staff wellbeing and retention.

A. Offender Information and Sentence Computation (OISC) Comprehensive Training Program

OISC is responsible for the development and maintenance of AIC records and sentence calculation for all AICs incarcerated under the authority of the agency. This includes the timely and accurate calculation of AICs release dates as well as public records requests, file archives, sealing of records, clemencies, and more. These tasks are complex and varied, and require thorough and effective training across the unit to reduce errors and mitigate risk to the state. Prison Term Analysts (PTAs) perform sentence calculation at intake, update them as needed during incarceration, and again prior to release. Quality control file reviews and other more complicated tasks are performed by Technical Program Specialists (TPSs). Other staff (AS1s) perform the sealing of records, public records request responses, etc.; and have very distinctive and specialized roles with no formalized training program.

BUDGET NARRATIVE

To address the significant training need, OISC has pulled one TPS from typical duties to serve as a full-time unit trainer (Training and Development Specialist 2/TDS2) on rotation. This position serves to:

- Develop and deliver five month training to new PTAs (new cohort hired annually to keep up with turnover);
- Develop and deliver ongoing training to established PTAs to maintain process fidelity and integrate new legislation or policies; and
- Develop and deliver new and ongoing training to OISC staff in other various roles.

While we have seen great benefit from using one TPS in an alternative role as unit trainer, it is not without significant impact and sacrifice. The remaining six TPSs have fewer resources to perform critical duties, such as file reviews to ensure release dates are accurate. This is problematic in several ways:

- Approximately 450 intakes per month need to be reviewed for accuracy. Untimely processing of these files has a domino effect, starting with the Intake center not having what they need to complete case planning so AICs remain housed at Intake longer than expected, which creates a lack of bed space;
- Also, approximately 450 release files per month need to be reviewed for accuracy. Delays in the timely processing of these release reviews may result in untimely resolution of errors causing potential immediate releases. Immediate releases are highly burdensome on all stakeholders and put the agency at financial risk if litigation for over incarceration is filed; and
- With the increase in STTL (both in usage and length of time), the TPSs see an increased workload as they resolve complicated STTL violation issues.

The resources being requested specific to Item A are \$239,592 General Fund, one Positions, 1.00 FTE.

C. Right-sizing Intake

Over the last three biennia, DOC has requested FTE for Intake, and the need remains. Prior to 2009, the Intake unit was staffed for two of the three requested positions. However, an internal reorganization resulted in the reallocation of one counselor and one Operations and Policy Analyst 2 position to other functional units during the 2009-2011 and 2011-2013 biennia, respectively. While overall prison population is predicted to stabilize and eventually decline, the overall number of intakes are forecasted to continue to increase over the next 10 years due to changes in sentence length and the increase in STTL.

Intake currently has 11 FTE counselor positions, and since 2012 has utilized one additional unfunded counselor FTE. In addition to the unfunded FTE, intake averages 1,300 overtime hours annually to meet current business needs. Productions standards and relief factors for Intake Counselors correlates to 400 intakes per position or 4,400 intakes per year for 11 FTE. In 2017 we had 5,370 intakes; deficit of 970 or approximately 2.4 FTE. Balancing current staffing with intake numbers would require a minimum 15 percent reduction in the annual

BUDGET NARRATIVE

number of intakes or approximately 800 AICs. Production standards used in this calculation are lean after years of process improvement, and do not account for the increased workload related to agency strategic initiatives including Correctional Case Management, AIC needs assessments, and Optimizing Special Housing Beds.

Intake processes and assessments create the baseline profiles, custody and classification, and individualized case plans of those incarcerated in Oregon's corrections system and impact every policy and strategic decision the department makes to accomplish its mission. Evidence-based decision making requires valid and consistent assessment and data collection as well as a system for maintaining assessment fidelity and the incorporation of evolving best practices. Stakeholders of the intake process include Veteran Affairs, Social Security Administration, Department of Human Services, tribes, ICE, advocacy groups, Department of Motor Vehicles, Workforce Development, community colleges, national research universities and institutes, and federal and local criminal justice policy makers to name a few. Given the immediacy of intake assessments, there is currently no staffing dedicated to the foundational tasks of maintaining fidelity, analyzing data, and incorporating evolving best practices to ensure good criminal justice policy and decision making in Oregon. The Operations and Policy Analyst 2 position would assist in maintaining data fidelity and best practices.

The resources being requested specific to Item C are \$685,844 General Fund, three Positions, 3.00 FTE.

D. Release and Re-entry Counselors

As part of JRI, the passage of 2013's HB 3194 increased the numbers of releasing AICs, in part, by extending STTL up to 120 days. Release counselors are now working with AICs who have STTL eligibilities that span from 30, 90, and 120 days, as well as those with an AIP-authorized sentence earning up to 90 days of Non-Prison Leave.

Calendar year release statistics for 2013 through 2017:

Calendar Year Releases	All Releases Totals	LEAV Category Totals
2013	4,897	750
2014 (HB 3194 effective)	5,245	1,635
2015	5,043	1,696
2016	5,044	1,686
2017	5,134	1,856

BUDGET NARRATIVE

The increase in quantity and complexity of releases are further exacerbated by the following:

- The scarcity of appropriate housing for individuals releasing from prison, especially those with a history of convictions for sex offenses, arson, and other high-profile crimes;
- The complexity of medical and mental health needs among releasing AICs including those of the aging population or with a disability;
- Lack of treatment services in various portions of the state;
- Increasing numbers of fathers preparing to parent their children after release from prison;
- Barriers to employment due to the person's criminal history if employment opportunities are even available in certain locations; and
- Oregon's new Sex Offender Classification and Notification law that requires the Board of Parole and Post-Prison Supervision to conduct risk assessments on individuals convicted of certain sex offenses before releases from prison. This requires three separate and individualized meetings between the release counselor and the AIC to complete the assessment, provide notice of rights, and give final notification.

Currently, Release Services has 25 release counselors serving 13 DOC institutions (the female prison has 11 comprehensive counselors that case manage from incarceration through release). As part of release planning, each release counselor works with Oregon's 36 counties; Interstate Compact; and other state, local, and federal agencies to manage over 4,400 releases per year from male institutions.

The resources being requested specific to Item D are \$446,254 General Fund, two Positions, 2.00 FTE.

How Achieved

A. Offender Information and Sentence Computation (OISC) Comprehensive Training Program

We are requesting one TDS2 FTE to create a permanent training position in OISC. The addition of this position will allow us to consistently provide necessary training, promote accuracy in training and skill, and help us retain staff through increased support. Returning to seven TPS staff instead of the current six will improve accuracy of sentence calculations and improve the timeliness of work so as to not bottleneck the production chain of intake and re-entry processes.

C. Right-sizing Intake

We are requesting two correctional counselor FTE and one OPA2. Two correctional counselor positions will allow DOC to resolve the five-year double fill and nearly eliminate overtime. The OPA2 position will improve the maintenance, evaluation and fidelity of data gathered during the intake process. We expect to see an improvement in staff retention and morale, and free management up to respond to emergent matters of a sometimes volatile intake center as people adjust to their incarceration.

BUDGET NARRATIVE

D. Release and Re-entry Counselors

We request two release counselors to serve as east and west side “floaters.” The floater positions manage immediate release cases, cover other release counselor staff medical and vacation leaves, and assist with unique caseload challenges and release number spikes periodically experienced by most institutions.

Quantifying Results

The agency’s performance measurement scorecard captures three outcome measures directly related to Key Performance Measures #2 and #3. An outcome measure titled, “Percentage of mod/high-risk AICs with an identified education, cognitive, or treatment need who successfully completed at least one of the identified-need programs before release” tracks the percentage of AICs completing treatment, education, and/or cognitive behavioral change programs before release (AGY_OM8b – KPM #2). We also have two KPM #3 Recidivism outcome measures that tracks the 36-month recidivism rate of AICs released to post-prison supervision (AGY_OM5b and OM5d). In addition, numerous operating processes are tracked on both the agency and the Offender Management and Rehabilitation Division performance measurement scorecards to quantify the success of Intake, AIC identification for release, sentence calculation, and release planning processes and programs as shown below.

Measure No.	Measure Name	Measure Calculation	RANGE			Target	Data Reporting Frequency
			Red	Yellow	Green		
AGY_OM8b (KPM #2)	Meeting Treatment, Education, and/or Cognitive Programming Needs	Percentage of mod/high-risk AICs with an identified education, cognitive, or treatment need who successfully completed at least one of the identified-need programs before release.	≤ 63%	64-71%	≥ 72%	75%	Quarterly
AGY_OM5b (KPM #3)	Arrest for any new crime, statewide, post-prison supervision (HB3194)	36-month recidivism rate of a person released to post-prison supervision.	TBD	TBD	TBD	TBD	Semiannually
AGY_OM5d (KPM #3)	Conviction for a new crime, misdemeanor or felony statewide, post-prison supervision (HB3194)	36-month recidivism rate of a person released to post-prison supervision.	TBD	TBD	TBD	TBD	Semiannually

BUDGET NARRATIVE

Measure No.	Measure Name	Measure Calculation	RANGE			Target	Data Reporting Frequency
			Red	Yellow	Green		
AGY_OP2d	Housing at Release	TBD	≤49%	50% - 65%	≥66%	70%	Quarterly
AGY_OP2g	Birth Certificates and Social Security Cards	Percent of eligible AICs releasing with both a birth certificate and replacement social security card	≤69%	70% - 79%	≥80%	90%	Quarterly
AGY_OP2h	Work Assignment History	Percent of AICs receiving a work assignment history document upon release	TBD	TBD	TBD	TBD	Quarterly
CSV_OP2.1a	Completed Male LS/CMI Case Plans at Intake	Percent of all male AICs who leave Intake with a completed case plan	≤ 89%	90-95%	≥ 96%	98%	Quarterly
CSV_OP2.1b	Completed Male LS/CMI Assessments at Intake	Percent of all male AICs who leave Intake with a completed LS/CMI assessment	≤ 89%	90-95%	≥ 96%	98%	Quarterly
CSV_OP2.1c	Completed Female WRNA Case Plans at Intake	Percent of all female AICs who leave Intake with a completed case plan	≤ 88%	89-94%	≥ 95%	98%	Quarterly
CSV_OP2.2a	# of Immediate Releases Due to Error or Policy Change	Number of immediate releases due to error or policy changes each quarter	≥3	2	1	0	Quarterly
CSV_OP2.9a	AICs Releasing with a SSC	Percent of AICs releasing with a replacement social security card (excludes OYA AICs)	≤69%	70-79%	≥80%	90%	Quarterly
CSV_OP2.9b	AICs Releasing with a BC	Percent of AICs releasing with a certified birth certificate (excludes OYA AICs)	≤69%	70-79%	≥80%	90%	Quarterly
CSV_OP_2_10a	Customer Service Performance Measure	Survey of Community Corrections regarding DOC performance	TBD	TBD	TBD	TBD	Biennial
CSV_OP_2_10b	Release Plans	Percent of PPS and Matrix Parole release plans completed by release counselors and sent to the Parole Board NLT 75 days before release date	TBD	TBD	TBD	TBD	Biennial

BUDGET NARRATIVE

Agency Request Budget

Staffing Impact

Positions	6
FTE	6.00

Revenue Source

General Fund	\$1,371,690
Other Funds	\$0

Governor's Budget

Staffing Impact

Positions	0
FTE	0.00

Revenue Source

General Fund	\$0
Other Funds	\$0

2021-23 Fiscal Impact

This package was denied and will have no impact to the 2019-21 or 2021-23 biennia.

ESSENTIAL AND POLICY PACKAGE FISCAL IMPACT SUMMARY

Corrections, Dept of
Pkg: 111 - Correctional Services & Operations FTE

Cross Reference Name: Offender Management & Rehabilitation
Cross Reference Number: 29100-011-00-00-00000

<i>Description</i>	General Fund	Lottery Funds	Other Funds	Federal Funds	Nonlimited Other Funds	Nonlimited Federal Funds	All Funds
Revenues							
General Fund Appropriation	-	-	-	-	-	-	-
Total Revenues	-	-	-	-	-	-	-
Personal Services							
Class/Unclass Sal. and Per Diem	-	-	-	-	-	-	-
Overtime Payments	-	-	-	-	-	-	-
All Other Differential	-	-	-	-	-	-	-
Empl. Rel. Bd. Assessments	-	-	-	-	-	-	-
Public Employees' Retire Cont	-	-	-	-	-	-	-
Social Security Taxes	-	-	-	-	-	-	-
Unemployment Assessments	-	-	-	-	-	-	-
Worker's Comp. Assess. (WCD)	-	-	-	-	-	-	-
Mass Transit Tax	-	-	-	-	-	-	-
Flexible Benefits	-	-	-	-	-	-	-
Total Personal Services	-	-	-	-	-	-	-
Services & Supplies							
Instate Travel	-	-	-	-	-	-	-
Employee Training	-	-	-	-	-	-	-
Office Expenses	-	-	-	-	-	-	-
Data Processing	-	-	-	-	-	-	-
Other Services and Supplies	-	-	-	-	-	-	-
Expendable Prop 250 - 5000	-	-	-	-	-	-	-

ESSENTIAL AND POLICY PACKAGE FISCAL IMPACT SUMMARY

Corrections, Dept of
Pkg: 111 - Correctional Services & Operations FTE

Cross Reference Name: Offender Management & Rehabilitation
Cross Reference Number: 29100-011-00-00-00000

<i>Description</i>	General Fund	Lottery Funds	Other Funds	Federal Funds	Nonlimited Other Funds	Nonlimited Federal Funds	All Funds
Services & Supplies							
IT Expendable Property	-	-	-	-	-	-	-
Total Services & Supplies	-	-	-	-	-	-	-
Total Expenditures							
Total Expenditures	-	-	-	-	-	-	-
Total Expenditures	-	-	-	-	-	-	-
Ending Balance							
Ending Balance	-	-	-	-	-	-	-
Total Ending Balance	-	-	-	-	-	-	-
Total Positions							
Total Positions							-
Total Positions	-	-	-	-	-	-	-
Total FTE							
Total FTE							-
Total FTE	-	-	-	-	-	-	-

BUDGET NARRATIVE

Offender Management & Rehabilitation Division

118 CJIS Compliance

Purpose

DOC relies on thousands of non-employee service providers (NSP) including contractors, volunteers, and other agency partners. For the Offender Management & Rehabilitation Division alone, we partner statewide with approximately 2,000 carded volunteers, 120 education and treatment contractors, and 60 Health Services interns and contractors. The agency has hundreds of Community Corrections partners and affiliated county mentors, service providers, and re-entry supports doing reach-ins to releasing AICs on a monthly basis. These partners move in and out of our secured facilities and interact with vulnerable incarcerated populations, a task requiring ever increasing compliance with state and federal standards and mandatory ongoing training to mitigate risk. Improving systems for our NSPs is Offender Management & Rehabilitation Divisions strategic goal.

In the last biennium, DOC upgraded to the new HRIS system providing one centralized data system to track NSPs. Until this new HR database, DOC had no comprehensive systems for tracking annual background checks, training, emergency contact information, or prison attendance for all of our NSPs. Despite the availability of the data system now, the agency lacks capacity to gather disparate records and populate the system. This has proven problematic over the last year with two particular compliance audits. One for the federal Prison Rape Elimination Act (PREA), requiring we declare finalized background checks and training completions for all NSPs, The other requirement we have had difficulty fulfilling is demonstrating compliance with new CJIS access standards. By entering into a prison, a NSP has varying access to sensitive CJIS information. In addition to training all NSPs on CJIS standards, we must also re-fingerprint every NSP in accordance with the new standards. Finally, increasing scrutiny around the distinctions needed between contractors and employees makes us eager to have tracking systems in place to demonstrate these differences. As we struggle to manage risk, the quality of customer service declines and NSPs experience untimely facility access, confusing information on accessing in-person and virtual training, and lacking single points of contact for troubleshooting and support.

How Achieved

DOC is requesting one OPA 1 position and one OS2 position to ensure compliance with state and federal standards for prison access as well as to improve customer service for our critical community partners. In 2013, the agency established a multi-year workgroup to create frameworks, policies, and structures for partnering with outside service providers. Out of that work came a new vocabulary and standardization for what we now call non-employee service providers. Proactive partnering with NSPs is part of the agency's shared vision. For years the department has dedicated 2 FTE to managing DOC's nearly 2,500 carded volunteers. The agency staffing request is modeled after that successful volunteer management structure. The additional FTE would be supervised in the same unit as the volunteer coordinating staff to replicate proven systems and structures.

BUDGET NARRATIVE

Quantifying Results

Creation of these positions will ensure compliance with current and future PREA and CJIS standards. Additionally streamlining processes and having a single clearing house related to NSPs will improve performance related to Correctional Services Outcome Measure OP.5.1.b, elapsed time it takes to become a carded volunteer. Improvements made in the volunteer process will also improve performance related to Outcome Measure OP.5.1.a, Removed volunteers. Customer service improvements will help DOC establish and retain volunteers thereby lowering the number of volunteers who become discouraged and end their engagement with DOC.

The agency's performance measurement scorecards both capture numerous volunteer and contractor-related performance measurements as shown below. These measures help us identify if institution programs and services are being impacted by the NSP processes and systems used to provide the agency support and training necessary for NSPs to become certified and remain certified to enter our institutions.

Measure No.	Measure Name	Measure Calculation	RANGE			Target	Data Reporting Frequency
			Red	Yellow	Green		
AGY_OM8b (KPM #2)	Meeting Treatment, Education, and/or Cognitive Programming Needs	Percentage of mod/high-risk AICs with an identified education, cognitive, or treatment need who successfully completed at least one of the identified-need programs before release.	≤ 63%	64-71%	≥ 72%	75%	Quarterly
AGY_OP2a	Education	Percent of released AICs needing a GED who complete a GED.	≤29%	30-36%	≥37%	40%	Quarterly
AGY_OP2b	Treatment	Percent of releasing AICs in the targeted risk group (and approved overrides) participating in treatment prior to release	≤64%	65-75%	≥76%	80%	Quarterly
AGY_OP2c	Behavioral Change Programs	Percent of releasing AICs participating in behavioral change programs	≤64%	65-75%	≥76%	80%	Quarterly
AGY_OP3d	Chronic Disease Management	Percentage of AICs who are screened every 12 months for chronic diseases	TBD	TBD	TBD	TBD	Quarterly
AGY_OP5c	Volunteers	Number of active volunteers	≤ 2,250	2,251-2,500	≥ 2,501	2,750	Quarterly

BUDGET NARRATIVE

Measure No.	Measure Name	Measure Calculation	RANGE			Target	Data Reporting Frequency
			Red	Yellow	Green		
CSV_OP2.3a	Vacant Treatment Beds Days	Total number of vacant treatment bed days	TBD	TBD	TBD	TBD	Quarterly
CSV_OP2.5a	AICs Completing Treatment	Percent of releasing treatment participants who complete a treatment program prior to release.	TBD	TBD	TBD	TBD	Quarterly
CSV_OP2.5b	AICs in Targeted Risk Group Completing Treatment	Percent of treatment completers who are in the targeted risk group (<i>includes overrides</i>)	TBD	TBD	TBD	TBD	Quarterly
CSV_OP2.5c	AICs who Refuse Treatment	Percent of AICs who refuse treatment (both pre- and post-program entry) within first seven days	TBD	TBD	TBD	TBD	Quarterly
CSV_OP2.5d	AICs who are Administratively Removed from Treatment	Percent of all treatment exits that are administrative removals from the program	TBD	TBD	TBD	TBD	Quarterly
CSV_OP2.5e	AICs who Fail Out of Treatment	Percent of all treatment exits that are failures from the program	TBD	TBD	TBD	TBD	Quarterly
CSV_OP2.5f	AICs who Exit from Treatment for Unknown Reasons	Percent of all treatment exits that are for unknown reasons ("other" exit codes)	TBD	TBD	TBD	TBD	Quarterly
CSV_OP2.5g	Percent of Successful Treatment Completers that also Successfully Complete STTL or Non-Prison Leave	Percent of releasing treatment completers who also successfully complete STTL or non-prison leave	TBD	TBD	TBD	TBD	Quarterly
CSV_OP2.5h	Reduction of Criminal Thinking	Percent of AICs with reduced criminal thinking during treatment	<75%	75-80%	>80%	85%	Quarterly
CSV_OP2.6a	% of AICs with an Education Need Enrolled in the Education Program	% of ABSD-need (includes ABE, ESL, and GED) population that is enrolled in ABSD programming (% of population being served) <i>NOTE: 45% target is based on funding limitations.</i>	<41%	41-43%	>43%	45% See note	Quarterly

BUDGET NARRATIVE

Measure No.	Measure Name	Measure Calculation	RANGE			Target	Data Reporting Frequency
			Red	Yellow	Green		
CSV_OP2.6b	Vocational Participant Recidivism	% of vocational program participants that recidivate after three years of release	TBD	TBD	TBD	TBD	Quarterly
CSV_OP2.6c	ESL Student Progression to ABE	% of AICs enrolled in ESL in the program year (07/01-06/30) that successfully complete ESL and progress to ABE	<17%	17-19%	≥20%	22%	Quarterly
CSV_OP2.6d	ABE Student Progression to GED	% of AICs enrolled in ABE in the program year (07/01-06/30) that successfully complete ABE and progress to GED.	<30%	30-34%	≥35%	40%	Quarterly
CSV_OP2.6e	Meaningful Progress/Level Gains in Education Programs	% of enrolled students that have accrued ≥1,500 education program hours in the current incarceration cycle	TBD	TBD	TBD	TBD	Quarterly
CSV_OP2.6e	Compliance with Religious Accommodation Requests (RARs) per RLUIPA	RAR decisions made in quarter were compliant with RLUIPA requirements	<100%	N/A	N/A	100%	Quarterly
CSV_OP2.6a	AICs Completing COG	% of releasing cognitive behavioral change participants completing a program	TBD	TBD	TBD	TBD	Quarterly
CSV_OP2.6b	Targeted Risk Group Completing COG	% of cognitive behavioral change program completers in the targeted risk group (<i>includes overrides</i>)	TBD	TBD	TBD	TBD	Quarterly
CSV_OP2.6c	AICs Refusing COG	% of AICs refusing COG (includes only post-program entry because we don't currently collect data on pre-program entry refusals)	TBD	TBD	TBD	TBD	Quarterly
CSV_OP2.6d	AICs Administratively Removed from COG	% of COG program exits that are administrative removals	TBD	TBD	TBD	TBD	Quarterly
CSV_OP2.6e	AICs Failing COG	% of COG program exits that are failures	TBD	TBD	TBD	TBD	Quarterly
CSV_OP2.6f	COG Exits for Unknown Reasons	% of COG program exits that are for unknown reasons (other exits)	TBD	TBD	TBD	TBD	Quarterly

BUDGET NARRATIVE

Measure No.	Measure Name	Measure Calculation	RANGE			Target	Data Reporting Frequency
			Red	Yellow	Green		
CSV_OP2.6g	AICs Participating in Parenting	% of all AICs participating in parenting programs	TBD	TBD	TBD	TBD	Quarterly
CSV_OP2.6h	Releasing AICs Successfully Completing Parenting Programs	% of releasing parenting program participants successfully completing parenting programs	≤69%	70%-80%	≥81%	85%	Quarterly
CSV_OP5.1a	Removed Volunteers	# of volunteers removed by the DOC from the active volunteer list for any reason	TBD	TBD	TBD	TBD	Quarterly
CSV_OP5.1b	Elapsed Time it Takes to Become a Carded Volunteer	Average # of-months it takes to become an approved volunteer	>3	1.5 - 3	<1.5	1	Quarterly

Agency Request Budget

Staffing Impact

Positions 2
 FTE 2.00

Revenue Source

General Funds \$370,467
 Other Funds \$0

Governor’s Budget

Staffing Impact

Positions 0
 FTE 0.00

Revenue Source

General Funds \$0

BUDGET NARRATIVE

Other Funds \$0

2021-23 Fiscal Impact

This package was denied and will have no impact to the 2019-21 or 2021-23 biennia.

ESSENTIAL AND POLICY PACKAGE FISCAL IMPACT SUMMARY

**Corrections, Dept of
Pkg: 118 - CJIS Compliance**

**Cross Reference Name: Offender Management & Rehabilitation
Cross Reference Number: 29100-011-00-00-00000**

<i>Description</i>	General Fund	Lottery Funds	Other Funds	Federal Funds	Nonlimited Other Funds	Nonlimited Federal Funds	All Funds
Revenues							
General Fund Appropriation	-	-	-	-	-	-	-
Total Revenues	-	-	-	-	-	-	-
Personal Services							
Class/Unclass Sal. and Per Diem	-	-	-	-	-	-	-
Overtime Payments	-	-	-	-	-	-	-
All Other Differential	-	-	-	-	-	-	-
Empl. Rel. Bd. Assessments	-	-	-	-	-	-	-
Public Employees' Retire Cont	-	-	-	-	-	-	-
Social Security Taxes	-	-	-	-	-	-	-
Unemployment Assessments	-	-	-	-	-	-	-
Worker's Comp. Assess. (WCD)	-	-	-	-	-	-	-
Mass Transit Tax	-	-	-	-	-	-	-
Flexible Benefits	-	-	-	-	-	-	-
Total Personal Services	-	-	-	-	-	-	-
Services & Supplies							
Instate Travel	-	-	-	-	-	-	-
Employee Training	-	-	-	-	-	-	-
Office Expenses	-	-	-	-	-	-	-
Data Processing	-	-	-	-	-	-	-
Other Services and Supplies	-	-	-	-	-	-	-
Expendable Prop 250 - 5000	-	-	-	-	-	-	-

ESSENTIAL AND POLICY PACKAGE FISCAL IMPACT SUMMARY

Corrections, Dept of
Pkg: 118 - CJIS Compliance

Cross Reference Name: Offender Management & Rehabilitation
Cross Reference Number: 29100-011-00-00-00000

<i>Description</i>	General Fund	Lottery Funds	Other Funds	Federal Funds	Nonlimited Other Funds	Nonlimited Federal Funds	All Funds
Services & Supplies							
IT Expendable Property	-	-	-	-	-	-	-
Total Services & Supplies	-	-	-	-	-	-	-
Total Expenditures							
Total Expenditures	-	-	-	-	-	-	-
Total Expenditures	-	-	-	-	-	-	-
Ending Balance							
Ending Balance	-	-	-	-	-	-	-
Total Ending Balance	-	-	-	-	-	-	-
Total Positions							
Total Positions							-
Total Positions	-	-	-	-	-	-	-
Total FTE							
Total FTE							-
Total FTE	-	-	-	-	-	-	-

BUDGET NARRATIVE

Offender Management and Rehabilitation Division

121 Healthcare Staffing Conversion

Purpose

Policy Option Package 121 seeks to address the following:

- A. Behavioral Health Staffing Conversion and Funding of OB/GYN position
- B. Health Promotion conversion from contractor to FTE

The resources being requested for the Offender Management and Rehabilitation Division are Item B. This shift would result in a net zero budget difference.

B. Health Promotion conversion of contract budget to FTE

The Health Promotion Program (HPP) is currently comprised of one management service Program Analyst 4 and 11 contractors. The contractors deliver a variety of programs and services to AICs across the state aimed at improving the ability of individuals who struggle with chronic conditions toward a goal of self-management and a reduction in emergency encounters with medical health staff. This request seeks to repurpose some of the contract services budget to fund 1 permanent Operations and Policy Analyst 2 (OPA2) FTE to better serve the Program and AICs across the state. There are some fundamental differences between employees and contractors. Historically, there have been identified barriers for contractors in regard to inclusion in multidisciplinary teams, supervision, fidelity of services and oversight. The requested position is key in the adaptation and implementation of the HPP and trains contractors on new approaches and tools as they are discovered and implemented.

The resources requested for Item B are \$0 General Fund, 1 position and 1.00 FTE. This shift would result in a net zero budget difference.

How Achieved

B. Health Promotion conversion of contract Budget to FTE

This request is budget neutral. DOC is proposing using \$208,467 of contracted services budget to fund one permanent PA2 FTE to provide enhanced leadership, creative training, improved collaboration, and contractor supervision. By moving these functions from being performed by a contractor to an employee, DOC will reduce risk as determined by the DOJ, plus ensure fidelity of services provided to AICs across the state.

BUDGET NARRATIVE

Quantifying Results

B. Health Promotion conversion of contract budget to FTE

The addition of this new position and the benefits and outcomes of adding this position will be tied to the following CORE operating process (OP) and outcome measures (OM):

OP3.3: Providing Ongoing Medical Care

OP3.8: Providing Health Promotion Opportunities

Agency Request Budget:

Staffing Impact

Positions	1
FTE	1.00

Revenue Source

General Fund	\$239,592
Other Funds	\$0

Governor's Budget:

Staffing Impact

Positions	0
FTE	0.00

Revenue Source

General Fund	\$0
Other Funds	\$0

2021-23 Fiscal Impact

This package was denied and will have no impact to the 2019-21 or 2021-23 biennia.

ESSENTIAL AND POLICY PACKAGE FISCAL IMPACT SUMMARY

Corrections, Dept of
Pkg: 121 - Healthcare Staffing Conversion

Cross Reference Name: Offender Management & Rehabilitation
Cross Reference Number: 29100-011-00-00-00000

<i>Description</i>	General Fund	Lottery Funds	Other Funds	Federal Funds	Nonlimited Other Funds	Nonlimited Federal Funds	All Funds
Revenues							
General Fund Appropriation	-	-	-	-	-	-	-
Total Revenues	-	-	-	-	-	-	-
Personal Services							
Class/Unclass Sal. and Per Diem	-	-	-	-	-	-	-
Overtime Payments	-	-	-	-	-	-	-
Shift Differential	-	-	-	-	-	-	-
All Other Differential	-	-	-	-	-	-	-
Empl. Rel. Bd. Assessments	-	-	-	-	-	-	-
Public Employees' Retire Cont	-	-	-	-	-	-	-
Social Security Taxes	-	-	-	-	-	-	-
Unemployment Assessments	-	-	-	-	-	-	-
Worker's Comp. Assess. (WCD)	-	-	-	-	-	-	-
Mass Transit Tax	-	-	-	-	-	-	-
Flexible Benefits	-	-	-	-	-	-	-
Total Personal Services	-	-	-	-	-	-	-
Services & Supplies							
Instate Travel	-	-	-	-	-	-	-
Employee Training	-	-	-	-	-	-	-
Office Expenses	-	-	-	-	-	-	-
Data Processing	-	-	-	-	-	-	-
Medical Services and Supplies	-	-	-	-	-	-	-
Other Services and Supplies	-	-	-	-	-	-	-

ESSENTIAL AND POLICY PACKAGE FISCAL IMPACT SUMMARY

Corrections, Dept of
Pkg: 121 - Healthcare Staffing Conversion

Cross Reference Name: Offender Management & Rehabilitation
Cross Reference Number: 29100-011-00-00-00000

<i>Description</i>	General Fund	Lottery Funds	Other Funds	Federal Funds	Nonlimited Other Funds	Nonlimited Federal Funds	All Funds
Services & Supplies							
Expendable Prop 250 - 5000	-	-	-	-	-	-	-
IT Expendable Property	-	-	-	-	-	-	-
Total Services & Supplies	-	-	-	-	-	-	-
Total Expenditures							
Total Expenditures	-	-	-	-	-	-	-
Total Expenditures	-	-	-	-	-	-	-
Ending Balance							
Ending Balance	-	-	-	-	-	-	-
Total Ending Balance	-	-	-	-	-	-	-
Total Positions							
Total Positions							-
Total Positions	-	-	-	-	-	-	-
Total FTE							
Total FTE							-
Total FTE	-	-	-	-	-	-	-

DETAIL OF LOTTERY FUNDS, OTHER FUNDS, AND FEDERAL FUNDS REVENUE

Corrections, Dept of
2019-21 Biennium

Agency Number: 29100
Cross Reference Number: 29100-011-00-00-00000

<i>Source</i>	2015-17 Actuals	2017-19 Leg Adopted Budget	2017-19 Leg Approved Budget	2019-21 Agency Request Budget	2019-21 Governor's Budget	2019-21 Leg. Adopted Audit
Other Funds						
Charges for Services	6,496,956	492,005	492,005	786,592	786,592	-
Admin and Service Charges	531,963	-	-	-	-	-
Sales Income	169,338	-	-	-	-	-
Donations	2,300	5,998	5,998	34,834	34,834	-
Other Revenues	337,000	8,665,845	8,665,845	1,887,897	1,887,897	-
Transfer In - Intrafund	374,982	1,002,652	1,002,652	1,079,261	1,079,261	-
Tsfr From Justice, Dept of	37,830	26,000	26,000	26,000	26,000	-
Tsfr From Oregon Health Authority	200,000	-	-	-	-	-
Tsfr From HECC	319,400	189,850	189,850	189,850	189,850	-
Tsfr From Education, Dept of	166,811	208,074	208,074	208,074	208,074	-
Transfer Out - Intrafund	(169,952)	-	-	-	-	-
Total Other Funds	\$8,466,628	\$10,590,424	\$10,590,424	\$4,212,508	\$4,212,508	-

DETAIL OF LOTTERY FUNDS, OTHER FUNDS, AND FEDERAL FUNDS REVENUE

Source	Fund	ORBITS Revenue Acct	2015-2017 Actual	2017-19 Legislatively Adopted	2017-19 Estimated	2019-21		
						Agency Request	Governor's Balanced	Legislatively Adopted
Inmate work programs revenue	Other	0410	\$6,496,956	\$492,005	\$492,005	\$786,592	\$786,592	\$0
Administration and Service Charges	Other	0415	\$531,963	0	0	0	0	0
Inmate work programs revenue	Other	0705	\$169,338	0	0	0	0	0
Miscellaneous donations	Other	0905	\$2,300	\$5,998	\$5,998	\$34,834	\$34,834	0
Inmate restitution to victims	Other	0975	\$337,000	\$8,665,845	\$8,665,845	\$1,887,897	\$1,887,897	0
Inmate Welfare Funds supporting Alcohol and Drug as well as Educational programs	Other	1010	\$374,982	\$1,002,652	\$1,002,652	\$1,079,261	\$1,079,261	0
Transfers from Department of Justice for Prison Industries Enhancement programs	Other	1137	\$37,860	\$26,000	\$26,000	\$26,000	\$26,000	0
Transfers from OHA	Other	1443	\$200,000	0	0	0	0	0

DETAIL OF LOTTERY FUNDS, OTHER FUNDS, AND FEDERAL FUNDS REVENUE

Source	Fund	ORBITS Revenue Acct	2013-2015 Actual	2015-17 Legislatively Adopted	2015-17 Estimated	2019-21		
						Agency Request	Governor's Balanced	Legislatively Adopted
Transfers from HECC	Other	1525	\$319,400	\$189,850	\$189,850	\$189,850	\$189,850	0
Transfers from Department of Education for inmate educational programs	Other	1581	\$166,811	\$208,074	\$208,074	\$208,074	\$208,074	0
Transfer of revenue between funds to properly align revenue to programs	Other	2010	(\$169,952)	0	0	0	0	0

BUDGET NARRATIVE

Debt Service Division

Program Description

Purpose

Debt Service is the obligation to repay principal and interest on funds borrowed through the sale Certificates of Participation (COP's) and bonds. Proceeds generated by COP's and bonds are used to construct and improve correctional facilities. They are also used to provide staff support for related activities including project management, community development coordination and fiscal services support. Repayment periods range from six to twenty-six years depending on the nature and value of the project. The Department of Administrative Services Capital Investment Section provides schedules of Debt Service obligations for each sale; these are the values used to develop the budget. Occasionally, the Capital Investment Section is able to refinance existing debt which can reduce and/or delay debt obligations.

How Achieved

The 2017-19 Legislatively Adopted Budget included \$114,017,232 General Fund and \$1,038,513 Federal Funds to cover all existing COP and Bond sales. The federal funds budget reflects the expenditure of funding received from a federal program that implemented using Build America Bonds to help states pursue needed capital projects to build infrastructure and create jobs.

The 2019-21 Agency Request adds \$8,453,770 General Fund for debt service to finance the following requested projects:

- Policy Package 102 – Public Safety Center Campus (Debt Service portion - \$3,122,881)
- Policy Package 107b – CIS Tool Upgrade (Debt Service portion - \$408,149)
- Policy Package 110b – Capital Renewal (Debt Service portion - \$1,718,916)
- Policy Package 110c – Statewide Radio Replacement (Debt Service portion - \$1,686,858)
- Policy Package 110d – Camera Systems Upgrades (Debt Service portion - \$1,516,967)

BUDGET NARRATIVE

Debt Service Division

102 Capital Construction – Public Safety Center Campus

Purpose

This package requests project authorization for a new Public Safety Center Campus in Salem that would co-locate the Department of Corrections (DOC), Oregon Corrections Enterprises (OCE), Board of Parole and Post-Prison Supervision (BPPPS), and Criminal Justice Commission, with the potential expansion for all other public safety state agencies.

The land surrounding the current home for the central administration of DOC and BPPPS (also referred to as the “north campus”) is currently under various contracts between the Department of Administrative Services (DAS) and the Salem Housing Authority, the City of Salem and Mountain West Investments, as well as a portion of land remaining with DAS. The Central Administrative offices, also referred to as the Dome, where DOC and BPPPS reside, remains under DAS ownership. The maintenance required and unique environment associated with occupying a historic building like the Dome, present on-going challenges to provide a safe and uninterrupted work environment for employees. A Public Safety Center Campus building would provide agencies a new permanent location, which would help to support efficient and effective public safety agency operations for many decades into the future.

A Public Safety Center Campus will provide a number of immediate and significant benefits to public safety agency operations and the public at large, at a reduced long-term cost to Oregonians.

- Reduced life-time facilities costs;
- Site location and construction standards resilient to natural disasters;
- Coordination and communication efficiencies (cost avoidance opportunities);
- Modern facilities and customized spaces with energy efficiencies gained from modern engineering standards; and
- Location stability with room to grow as needed.

How Achieved

This policy option package is recommending a permanent solution that involves construction of an administrative office center campus that would house these agencies on DOC owned land near the Department of Public Safety Standards & Training and the Santiam Correctional Institution already in Salem.

For DOC specifically, all functional programs in the Salem area, with the exception of DOC’s Central Distribution Center (CDC), would be housed at the new campus. This includes those agency functions that occur in the Dome building, the 22nd Street “Central South” complex that houses Human Resources, Health Services, and the Office of Population Management), some functional units housed at

BUDGET NARRATIVE

the CDC (Accounting, Central Trust, IT, Procurement and Contracts, Financial Systems Support), and a variety of support units currently housed in residential housing on-site at a number of correctional institutions.

This solution will eliminate the need for leasing office space and maximize the use of shared space (motor pool area, conference, file storage, mail room, and lunch facilities). A Conceptual Master Plan completed in 2018 includes details for construction of a multi-agency Public Safety Center Campus that would accommodate current needs and provide options for future potential expansion. The construction timeline is estimated at 36 to 48 months from authorization. Financing will be offset by lease savings and reduced utility costs, and the facility is projected to cost the state less over the long-term as compared to maintaining the status quo.

This package requests overall project authority and Other Fund limitation of \$75,000,000 plus General Fund to cover the debt service and Cost of Issuance to provide planning and design, infrastructure, and building construction that would make the facility ready for occupancy by the end of 2022. It also includes project management funding for six Limited Duration positions to provide project coordination and oversight over the life of the project.

Financing for the project would be provided through bond sales. Debt Service liability in the first biennium is estimated at \$1,120,000 General Fund. We are requesting both general fund and other fund limitation. New debt schedules and cost of issuance will be requested from DAS should the package move forward.

Quantifying Results

Project success will be measured by the ability to maintain the established construction schedule and complete the project within the time allowed and within the authorized budget. The project's viability can be evaluated based on the cost alternatives of significant leased space for DOC, efficiencies achieved by shared resources (building operations, technology, administrative functions, etc.), common space, fuel and utility savings and continued rentals and leases for the other prospective occupants.

Agency Request Budget

Staffing Impact

None

Revenue Source

General Fund	\$ 3,122,881
--------------	--------------

BUDGET NARRATIVE

Governor's Budget

Staffing Impact

None

Revenue Source

General Fund	\$0
--------------	-----

2021-2023 Fiscal Impact

This package was denied and will have no impact to the 2019-21 or 2021-23 biennia.

ESSENTIAL AND POLICY PACKAGE FISCAL IMPACT SUMMARY

Corrections, Dept of
Pkg: 102 - Public Safety Center Campus (PSCC)

Cross Reference Name: Debt Service
Cross Reference Number: 29100-086-00-00-00000

<i>Description</i>	General Fund	Lottery Funds	Other Funds	Federal Funds	Nonlimited Other Funds	Nonlimited Federal Funds	All Funds
Revenues							
General Fund Appropriation	-	-	-	-	-	-	-
Total Revenues	-	-	-	-	-	-	-
Debt Service							
Principal - Bonds	-	-	-	-	-	-	-
Interest - Bonds	-	-	-	-	-	-	-
Total Debt Service	-	-	-	-	-	-	-
Total Expenditures							
Total Expenditures	-	-	-	-	-	-	-
Total Expenditures	-	-	-	-	-	-	-
Ending Balance							
Ending Balance	-	-	-	-	-	-	-
Total Ending Balance	-	-	-	-	-	-	-

BUDGET NARRATIVE

Debt Service Division

107 Corrections Information System Rebuild

This Policy Option Package 107 seeks to address the following:

- A. Assess Corrections Fundamental Systems
- B. Corrections Information Systems (CIS) Tool Upgrade

The resource request specific to Debt Service are for XI-Q bonds sold to purchase the CIS Tool Upgrade (Software) in Item B.

Purpose

B. Corrections Information Systems (CIS) Tool Upgrade

This Policy Option Package (POP) component provides an immediate solution while analyzing the Department of Corrections (DOC) fundamental systems. DOC seeks to modernize a core business application originally developed in the late 1980s: Corrections Information System (CIS). Modernization of CIS would be accomplished by purchasing new software tools to upgrade the existing CIS environment to a more accessible architecture and to facilitate much more efficient data exchanges with counties and other business partners. This request is designed as a stepping stone to meet the long-term objectives of Destination 2026 in regards to the availability of modern tools and technology. Destination 2026 is DOC's ten year strategic plan.

The modernization of tools funded through this POP will address shortcomings such as mobile inaccessibility and poor user friendliness and usability inherent in a 30 year-old IT system. It will enable CIS to work seamlessly with the agency's other modern applications, be mobile accessible and interface easily with county, state and other outside business partners. This will directly support Destination 2026, specifically the goal of having modern tools and technology in place. This technology transformation is in support of the State of Oregon Governor's priority of efficient and effective delivery of government services.

BUDGET NARRATIVE

Before:

```

MTA2011 Corrections Information Systems 21:34:17
W/W Inmate Misconduct - Rule Violations 2/28/18
          DISPLAY
Offender..... Case # 1801 G 002 G 10
Location: SFFC Cell Number: 11-03 Major RV - 2 Years: 1
Max Incarc Date: 12/13/2018 PRD: 12/13/2018 Major RV - 1 Year: 1
Stat Good Time: Earned Time Credit: .00
Extra Good Time: Interpreter: English
Misconduct date: 1/10/2018
Enter option...
5=Display sanctions
Opt Alleg Description Found Description D Sanctions
--- 4.40 Un Area I 4.40 Un Area I V FINE LOP
--- 4.02 Disobed II 4.02 Disobed II V MSAN
    
```

After:

View Misconduct			
Offender Information			
Offender: [REDACTED]	SID: [REDACTED]		
Current Facility: SFFC	Current Cell: D-03B		
Major Violations 2 Years: 1	Major Violations 1 Year: 1		
Facility: SFFC	Location: 11-03		
MR Date: 1/10/2018 [REDACTED] PST	Case Number: 1801 SFFC 0002 SFFC 10		
PREA Related: No	Misconduct Status: Final		
Finalized Date: 1/29/2018	Superintendent		
Finalized By: [REDACTED]			
Charges			
Rule Alleged	Plea	Decision	Rule Found
4.02 - Disobedience of an Order II - 4	Admit	Violation	4.02 - Disobedience of an Order II - 4
4.40 - Unauthorized Area I - 3	Admit	Violation	4.40 - Unauthorized Area I - 3

The resources requested specific to Debt Service for Item B are \$408,149 General Fund, 0 Position, 0.00 FTE.

B. Corrections Information Systems (CIS) Tool Upgrade

Purchase of a new software toolset and on-going licensing (maintenance) to transform and integrate the CIS core application with existing modern applications.

Procuring Quality Assurance vendor services. Quality assurance services depends on whether Preliminary Quality Assurance and other Quality Management Services are required means a set of services providing an independent and objective review of plans, specification, estimates, documentation, available resources and overall purpose for an information technology initiative. The OSCIO has latitude in interpreting the stage gate process as it applies to projects undertaken by executive branch agencies and other covered organizations including the requirements for independent quality management services for information technology.

Add four positions within the IT Application Services unit to provide the transformation capabilities, ongoing enhancements and support for the department’s primary computer application. These four positions are required for adding this complex toolset to our existing systems as the toolset specialists.

One additional limited duration or professional services senior project manager will be essential to ensure the effective management of the project during its crucial first two years.

The primary deliverables for this POP are:

BUDGET NARRATIVE

- Procuring and implementing a web based interface for CIS that integrates seamlessly with other DOC applications. Includes configuring the environment and training of staff.
- Adding industry standardized web services to CIS for internal and external use promoting code reuse, modularity and secure integration points for county, state and other business partner systems. The web services will be secured and select services will be accessible to external business partners.
- Creating modern interfaces to CIS that work in the web browser, are mobile enabled and integrate with other DOC applications.

The project will follow the Project Management Body of Knowledge (PMBOK) to ensure the application of standardized management principles to the conduct of the project.

Quantifying Results

B. Corrections Information Systems (CIS) Tool Upgrade

The strategic initiatives this concept plans to support are:

- CORE Processes
 - The Supporting Process (SP), SP 3.1 - Providing IT and communication services, by modernizing systems so data is more accessible and portable.
 - The Supporting Process (SP), SP 4.1, 4.4 and 4.9 – Mitigating Risk; by conducting risk assessments, managing security threats, and maintaining information security.
- Agency Destination 2026 “modern tools and technology are in place.”
- State of Oregon Governor’s Priority and Core Value.
 - One of the Governor’s core values is the efficient and effective delivery of government services.
 - The use of software and information technology is critical in improving service delivery and customer service for everyone involved, from employees to clients of the state.

The result of this effort, estimated at two years, will support these initiatives by:

- Building web services to CIS modules.
- Creating modern interfaces for CIS modules that seamlessly integrate with existing DOC web applications.
- Enabling mobile access to CIS modules.

BUDGET NARRATIVE

Agency Request Budget

Staffing Impact

None

Revenue Source

General Fund	\$408,149
Other Funds	\$0

Governor's Budget

Staffing Impact

None

Revenue Source

General Fund	\$377,387
Other Funds	\$0

2021-23 Fiscal Impact

The actions included in this package will become part of the Base Budget for the 2021-23 based on updated debt service schedules provided by the Department of Administrative Services.

ESSENTIAL AND POLICY PACKAGE FISCAL IMPACT SUMMARY

Corrections, Dept of
Pkg: 107 - Corrections Information System Rebuild

Cross Reference Name: Debt Service
Cross Reference Number: 29100-086-00-00-00000

<i>Description</i>	General Fund	Lottery Funds	Other Funds	Federal Funds	Nonlimited Other Funds	Nonlimited Federal Funds	All Funds
Revenues							
General Fund Appropriation	377,387	-	-	-	-	-	377,387
Total Revenues	\$377,387	-	-	-	-	-	\$377,387
Debt Service							
Principal - Bonds	315,000	-	-	-	-	-	315,000
Interest - Bonds	62,387	-	-	-	-	-	62,387
Total Debt Service	\$377,387	-	-	-	-	-	\$377,387
Total Expenditures							
Total Expenditures	377,387	-	-	-	-	-	377,387
Total Expenditures	\$377,387	-	-	-	-	-	\$377,387
Ending Balance							
Ending Balance	-	-	-	-	-	-	-
Total Ending Balance	-	-	-	-	-	-	-

BUDGET NARRATIVE

Debt Service Division

110 Capital Renewal and Deferred Maintenance

Purpose

Policy Option Package 110 seeks to address the following funding needs:

- A. Deferred Maintenance
- B. Capital Renewal
- C. Statewide Radio Replacement
- D. Camera System Upgrades

The resource request specific to Debt Service XI-Q Bonds for Items B, C, and D.

B. Capital Renewal

The Department of Administrative Services (DAS) recently entered into a contract with the consultant Faithful and Gould to conduct a statewide Facility Condition Assessment of all state owned facilities. This assessment revealed that the Department of Corrections (DOC) had significant Capital Improvement and Renewal needs in addition to the deferred maintenance needs. According to the assessment, DOC has a current need (through 2018) of \$208 million in both Capital Improvement and Renewal and Deferred Maintenance at facilities across the state in order to protect and preserve the state owned buildings and related infrastructure. While DOC received \$27 million to address some of these capital needs last biennium, if additional funding is not received the deferred maintenance will continue to grow and escalate and will reach \$428 million by the end of 2028.

The resources specific to Item B are \$1,718,916 General Fund, 0 positions, 0.00 FTE.

C. Statewide Radio Replacement

DOC operates and maintains an agency owned wireless communications system for use within each facility that does not provide radio service to other agencies. The systems installed at ten locations have been in operation for fifteen years or more. The equipment manufacturer has discontinued both repair programs for components of these systems and parts support resulting in an inability to maintain the equipment in a reliable operating condition. The current systems vary in design and capabilities. The primary differences in capabilities are due to age and original installation dates.

BUDGET NARRATIVE

This package requests \$15 million in Capital Construction funds to replace the communications systems at CDC, MCCF, OSCI, OSP, OSPM and SCI in Salem, CRCI in Portland, EOCl in Pendleton, TRCI in Umatilla, and PRCF in Baker City. The six locations in Salem would be consolidated on a multi-site system due to their close proximity, with single site systems installed at the remaining four locations. These replacement systems will meet current and future communications needs for the next 15-20 years. All replacement systems will be standardized and interoperable with the ability to communicate with state and local emergency services first responders.

The resources specific to Item C are \$1,686,858 General Fund, 0 Positions, 0.00 FTE.

D. Camera Systems Upgrades

Camera systems are a critical component to maintaining public safety by holding people accountable for their behaviors while incarcerated. They allow staff to safely monitor multiple areas and rapidly respond to fights, assaults, and other criminal activities inside of the institutions in a timely manner preventing additional loss of property, injury or even death. DOC operates and maintains agency owned camera systems at 14 institutions and other facilities. These systems have had sporadic updates through the years based on the limited availability of funding. While some systems are more current than others, nearly all of the systems require some degree of updating to include additional storage capacity, enhanced viewing capabilities made possible by more modern equipment, and additional camera locations.

Ten locations that need camera system upgrades are at the following sites; Mill Creek Correctional Facility (MCCF), Oregon State Correctional Institution (OSCI), Oregon State Penitentiary (OSP), Santiam Correctional Institution (SCI), Shutter Creek Correctional Institution (SCCI), Deer Ridge Correctional Institution (DRCI), Central Distribution Center (CDC), Coffee Creek Correctional Institution (CCCF), Snake River Correctional Institution (SRCI), and South Fork Forrest Camp (SFFC).

The department is tasked with the custody and care of over 14,900 AICs. Many of these AICs are predatory and have a history of violence, have mental health issues, and are younger or older more vulnerable AICs. Cameras are a necessary tool to help manage and keep the staff, visitors, contractors and AIC population safe. Because of this diverse population, there is a growing need for cameras in additional locations. Since video footage is key in holding AICs accountable for violent and assaultive behaviors through due process means, increased storage capabilities at these institutions is also necessary. The outcome of a more robust camera system that uses modern technology including the ability to store more information is a greater ability, to protect vulnerable and mentally challenged AICs and the staff that supervise them, and to be able to readily identify medical emergencies in remote locations.

BUDGET NARRATIVE

While the camera systems are currently operational, there is an immediate need to add additional camera locations for the safety and security of the individuals who either reside at or visit these sites. The addition of camera locations requires upgrades and improvements to the current operating systems displayed in the table below:

Project Type	Cost
Cameras, Switches and Equipment	\$5,034,115
Cable and Infrastructure	\$230,000
Contracted Labor	\$3,369,869
Total	\$8,633,804

The resources specific to Item D are \$1,516,966 General Fund, 0 Positions, 0.00 FTE.

How Achieved

A. Deferred Maintenance

The various types of construction materials and systems used in older facilities compound the challenge of preserving the useful life of these assets. DOC plans to execute work in the following five categories; building envelope, electrical systems, water systems, roofs, and HVAC systems.

White City Structure Demolition

The DOC owned site near White City was selected and purchased as part of the Governor's "Super Siting" process (ORS 421.611-421.626) in 1996-97. The site was purchased "as-is" and contained several dilapidated farm structures. These structures have been unused and have continued to deteriorate over the past 20 years. There is significant risk to the state should one of these structures collapse and injure a person. The structures contain both asbestos and lead paint and will need to be demolished and disposed of according to DEQ rules. DOC is requesting \$240,000 for the abatement and demolition of the buildings at White City.

10 Year Strategic Master Plan

DOC's facility drivers are largely related to the age of existing structures, and the fact that the built capacity of its institutions have been exceeded through the use of temporary and emergency beds, 880 as of March 1, 2018. The department's population has seen significant changes in recent years, most notably the growing geriatric residents. A 10 year strategic master plan would help the department define its strategy and develop long-range goals and make decisions on allocating its resources to pursue this strategy. DOC is requesting \$500,000 for the development of a 10 year strategic master plan.

BUDGET NARRATIVE

Permanent Staff

DOC does not have sufficient staffing to manage the projects associated with addressing deferred maintenance and the Facility Condition Assessment. We are requesting a total of five positions (FTE) to support the management of these projects. The staff includes one Construction Project Manager 2, one Information Systems Specialist 7, one Electronic Security Technician, one Facility Operation Specialist 2, and one Plumber. DOC is requesting additional staff and S&S to address extensive travel costs in accomplishing projects throughout the state.

Project Type	Cost
Building Envelope Repairs (FCA Identified)	\$3,652,635
Electrical System Repairs (FCA Identified)	\$87,723
Water System Repairs (FCA Identified)	\$591,071
Roofing System Repairs (FCA Identified)	\$456,733
HVAC System Repairs (FCA Identified)	\$5,268,021
White City Building Demolition	\$240,000
10 Year Master Strategic Plan	\$500,000
Project Management Position (C3268)	\$242,112
Project Management Position (C1487)	\$221,340
Project Management Position (C4051)	\$205,951
Project Management Position (C4015)	\$190,312
Project Management Position (C4005)	\$205,951
Additional S&S for Project Management Positions*	\$144,353
Total	\$12,006,202

B. Capital Renewal

Faithful and Gould (Facility Condition Assessment)

The maintenance budgets for DOC facilities are generally insufficient to address the deterioration associated with 24-hour, 7-day per week institutions and related facilities that range from 10 years to 150 years in age. The various types of construction materials and systems used in older facilities compound the challenge of preserving the useful life of these assets. The Faithful and Gould assessment of 16 DOC facilities shows a need in excess of \$208 million. DOC is requesting \$29,940,691 million for Capital Renewal projects to address items in six categories noted on the Faithful and Gould Facility Condition Assessment.

Project Type	Cost
--------------	------

BUDGET NARRATIVE

Building Envelope Repairs (FCA Identified)	\$3,430,326
Electrical & Fire System Repairs (FCA Identified)	\$1,615,394
Water System Repairs (FCA Identified)	\$1,651,082
Roofing System Repairs (FCA Identified)	\$12,762,087
HVAC (FCA Identified)	\$5,019,150
Fire Systems (FCA Identified)	\$650,788
Project Management – 7 Positions *	\$5,462,652
TOTAL	\$29,940,691

*Limited Duration Position authority and funding for project management staff will be required for six years.

Limited Duration Staffing (Facility Condition Assessment)

DOC does not have sufficient staffing to manage the projects associated with the Facility Condition Assessment. We are requesting a total of seven limited duration staff to support the management of these projects. The staff includes two Construction Project Managers, one Contract and Procurement Specialist, one Office Support and three Facility Operation Specialists. DOC is requesting additional limited duration staff.

*Limited Duration Position authority and funding for project management staff will be required for six years. The limited duration positions associated with Capital Construction projects are not entered into the Position Information Control System (PICS). These will be double-fills of existing positions during the projects.

C. Statewide Radio Replacement

Install complete P25 wireless communications systems at 10 corrections facilities. (P25 or APCO-25 is a suite of standards for digital mobile radio communications designed for use by public safety organizations in North America.) These systems will include all equipment and support structures (antenna, towers, and equipment shelters) necessary to provide turnkey operation. Equipment will be procured from State of Oregon contracts in place to support the State Radio Project. The new systems must be installed, commissioned and fully operational prior to deactivating and removing the existing systems. DOC is requesting one limited duration position (C2171) to perform contract oversight and administration for the project.

Reliable wireless communications systems are a critical element in ensuring our ability to protect life, maintain security and provide safety for staff and AICs. Not funding the replacement of obsolete wireless communications systems at the 10 locations creates a significant risk of

BUDGET NARRATIVE

system failure. Failure of the communication systems would result in substantial impacts to our ability to maintain life, health, and safety of DOC staff, AICs and the public.

LOCATION	DESIGN AND INSTALLATION COST
Two Rivers Correctional Institution	\$2,185,700
Eastern Oregon Correctional Institution	\$1,965,475
Oregon State Correctional Institution and Central Distribution Center	\$2,922,190
Oregon State Penitentiary and Mill Creek Correctional Facility	\$3,214,290
Santiam Correctional Institution and Oregon State Penitentiary Minimum	\$2,103,360
Columbia River Correctional Institution	\$803,605
Powder River Correctional Facility	\$803,605
Project Management – 1 Positions *	\$1,024,088
TOTAL	\$15,022,313

*Limited Duration Position authority and funding for project management staff will be required for six years.

D. Camera Systems Upgrades

If DOC receives the requested funding, additional cameras will be added at strategic locations that have a history of criminal activity and can't be directly supervised by staff due to minimal staffing levels driven by budget shortfalls. Drug possession and distribution, gambling, assault, extortion, gang activities, arson, sexual activity, assault, and escapes are examples of some types of criminal activity that takes place in these unsupervised areas. With the necessary camera systems, staff will be able to monitor and supervise areas that would otherwise go unobserved. With this additional monitoring also comes an opportunity for staff to respond to and stop these types of activities, which prevents additional victimization of vulnerable AICs and assaults on staff. In addition to a better chance at prevention, staff will have the ability to review footage if a crime has been committed and hold the AICs accountable for their actions through a formal administrative review or criminal process, depending on severity of the crime. The upgraded systems will have additional capacity which will allow video footage to be reviewed and stored for longer time periods.

Institution	Camera Equipment, Cable Infrastructure	Contracted Labor	Total
SCI	\$105,000	\$67,200	\$172,200
SCCI	\$386,265	\$247,209	\$633,474
SFFC	\$201,996	\$129,277	\$331,273
OSCI	\$150,000	\$96,000	\$246,000
MCCF	\$95,000	\$60,800	\$155,800

BUDGET NARRATIVE

DRCI	\$125,000	\$80,000	\$205,000
CCCF	\$400,854	\$256,546	\$657,400
CDC	\$150,000	\$96,000	\$246,000
SRCI	\$1,875,000	\$1,200,000	\$3,075,000
OSP	\$1,775,000	\$1,136,657	\$2,911,657
TOTAL	\$5,264,115	\$3,369,689	\$8,633,804

Quantifying Results

A. Deferred Maintenance

DOC will quantify results by tracking percent of variance of expended funds to projected expenditures. Variance will be calculated on a quarterly basis and will be a DOC CORE Measure. The annual projected expenditures are as follows:

Timeframe	Percent Projected Expenditures
July 1, 2017 to June 30, 2018	5
July 1, 2018 to June 30, 2019	15
July 1, 2019 to June 30, 2020	25
July 1, 2020 to June 30, 2021	25
July 1, 2021 to June 30, 2022	20
July 1, 2022 to June 30, 2023	10

B. Capital Renewal

DOC will quantify results by tracking percent of variance of expended Capital Construction funds to projected expenditures. Variance will be calculated on a quarterly basis and will be a DOC CORE Measure. The annual projected expenditures are as follows:

Timeframe	Percent Projected Expenditures
July 1, 2017 to June 30, 2018	5
July 1, 2018 to June 30, 2019	15
July 1, 2019 to June 30, 2020	25

BUDGET NARRATIVE

July 1, 2020 to June 30, 2021	25
July 1, 2021 to June 30, 2022	20
July 1, 2022 to June 30, 2023	10

C. Statewide Radio Replacement

DOC will quantify results by tracking total number of functioning hand held radios at each site compared to the actual need of hand held radios at each of the radio sites. Variance will be calculated on a quarterly basis and will be a DOC CORE Measure.

D. Camera Systems Upgrades

DOC will quantify results by tracking percent of variance of expended Capital Construction funds to projected expenditures. Variance will be calculated on a quarterly basis and will be a DOC CORE Process Measure. DOC will quantify the successful addition of cameras by tracking the percentage of incidents that can be successfully investigated using the additional video surveillance.

Agency Request Budget

Staffing Impact

Positions	0
FTE	0.00

Revenue Source

General Funds	\$4,922,740
Other Funds	\$0

Governor's Budget

Staffing Impact

Positions	0
FTE	0.00

Revenue Source

BUDGET NARRATIVE

General Funds	\$1,579,589
Other Funds	\$0

2021-23 Fiscal Impact

The actions included in this package will become part of the Base Budget for the 2021-23 based on updated debt service schedules provided by the Department of Administrative Services.

ESSENTIAL AND POLICY PACKAGE FISCAL IMPACT SUMMARY

Corrections, Dept of
Pkg: 110 - Capital Renewal & Deferred Maintenance

Cross Reference Name: Debt Service
Cross Reference Number: 29100-086-00-00-00000

<i>Description</i>	General Fund	Lottery Funds	Other Funds	Federal Funds	Nonlimited Other Funds	Nonlimited Federal Funds	All Funds
Revenues							
General Fund Appropriation	1,579,589	-	-	-	-	-	1,579,589
Total Revenues	\$1,579,589	-	-	-	-	-	\$1,579,589
Debt Service							
Principal - Bonds	1,195,000	-	-	-	-	-	1,195,000
Interest - Bonds	384,589	-	-	-	-	-	384,589
Total Debt Service	\$1,579,589	-	-	-	-	-	\$1,579,589
Total Expenditures							
Total Expenditures	1,579,589	-	-	-	-	-	1,579,589
Total Expenditures	\$1,579,589	-	-	-	-	-	\$1,579,589
Ending Balance							
Ending Balance	-	-	-	-	-	-	-
Total Ending Balance	-	-	-	-	-	-	-

DETAIL OF LOTTERY FUNDS, OTHER FUNDS, AND FEDERAL FUNDS REVENUE

Corrections, Dept of
2019-21 Biennium

Agency Number: 29100
Cross Reference Number: 29100-086-00-00-00000

<i>Source</i>	2015-17 Actuals	2017-19 Leg Adopted Budget	2017-19 Leg Approved Budget	2019-21 Agency Request Budget	2019-21 Governor's Budget	2019-21 Leg. Adopted Audit
Other Funds						
Interest Income	81,536	-	43,042	-	-	-
Other Revenues	127,026	-	-	-	-	-
Transfer In - Intrafund	3,968,857	-	-	-	-	-
Tsfr From Administrative Svcs	7,711	-	-	-	-	-
Transfer Out - Intrafund	(2,000,519)	-	-	-	-	-
Tsfr To Administrative Svcs	(7,711)	-	-	-	-	-
Total Other Funds	\$2,176,900	-	\$43,042	-	-	-
Nonlimited Other Funds						
Refunding Bonds	27,086,246	-	-	-	-	-
Total Nonlimited Other Funds	\$27,086,246	-	-	-	-	-
Nonlimited Federal Funds						
Federal Funds	1,123,728	1,038,513	1,038,513	940,120	940,120	-
Total Nonlimited Federal Funds	\$1,123,728	\$1,038,513	\$1,038,513	\$940,120	\$940,120	-

DETAIL OF LOTTERY FUNDS, OTHER FUNDS, AND FEDERAL FUNDS REVENUE

Source	Fund	ORBITS Revenue Acct	2015-2017 Actual	2017-19 Legislatively Adopted	2017-19 Estimated	2019-21		
						Agency Request	Governor's Balanced	Legislatively Adopted
Refunding Bonds	Other	0575	\$27,086,246	\$0	\$0	\$0	\$0	\$0
Interest earnings to pay debt service previously financed with GF dollars	Other	0605	\$81,536	0	\$43,042	0	0	0
Other Revenues	Other	0975	\$127,026	0	0	0	0	0
Transfer of revenue between funds to properly align revenue to programs	Other	1010	\$3,968,857	0	0	0	0	0
Transfer in from Administrative Services	Other	1107	\$7,711	0	0	0	0	0
Transfer of revenue between funds to properly align revenue to programs	Other	2010	(\$2,000,519)	0	0	0	0	0
Transfer to Administrative Services	Other	2107	(\$7,711)	0	0	0	0	0
Build America Bonds	Federal	0995	\$1,123,728	\$1,038,513	\$1,038,513	\$940,120	\$940,120	0

BUDGET NARRATIVE

Capital Improvement

Program Description

Purpose

Capital Improvements are expenditures for acquisition or construction of a new asset or for existing assets; the expenditure significantly increases the asset's value, extends the life, or makes it adaptable for a different use. The completed project cost must be less than \$1 million and be capitalizable in accordance with OAM 15.60.10.

How Achieved

DOC is responsible for maintaining 325 owned buildings and over 5.4 million square feet of building space. Base Capital Improvement funding will allow the agency to perform only the most critical and immediate protection activities on its real property assets with an estimated current replacement value of \$2.5 billion.

BUDGET NARRATIVE

Capitol Improvement Division

031 Standard Inflation

Package Description

Purpose

This package includes funding for inflation and adjustments to reflect the Price List of Goods and Services issued by DAS. The prescribed standard inflation factors were used for all accounts in this division.

How Achieved

For 2019-21, inflation factors are 3.8 percent for standard inflation, 4.2 percent for Professional Services, 20.14 percent for Attorney General charges, 3.8 percent for Facility Rental and Taxes, and 3.7 percent for Special Payments. Inflation requested in this package is based on the 2019-21 Base Budget. Inflation associated with biennialized phased-in programs, when applicable, is included in package 021.

In the Governor's Budget, package 090 eliminated the value of this package.

Agency Request Budget

Staffing Impact

None

Revenue Source

General Fund	\$107,330
Other Funds	\$0

Governor's Budget

Staffing Impact

None

Revenue Source

BUDGET NARRATIVE

General Fund	\$107,330
Other Funds	\$0

2021-23 Fiscal Impact

The net impact of the actions in this package and the reductions in package 090 will become part of the Base Budget for 2021-23.

ESSENTIAL AND POLICY PACKAGE FISCAL IMPACT SUMMARY

Corrections, Dept of
Pkg: 031 - Standard Inflation

Cross Reference Name: Capital Improvements
Cross Reference Number: 29100-088-00-00-00000

<i>Description</i>	General Fund	Lottery Funds	Other Funds	Federal Funds	Nonlimited Other Funds	Nonlimited Federal Funds	All Funds
Revenues							
General Fund Appropriation	107,330	-	-	-	-	-	107,330
Total Revenues	\$107,330	-	-	-	-	-	\$107,330
Capital Outlay							
Land Improvements	105,226	-	-	-	-	-	105,226
Professional Services	2,104	-	-	-	-	-	2,104
Total Capital Outlay	\$107,330	-	-	-	-	-	\$107,330
Total Expenditures							
Total Expenditures	107,330	-	-	-	-	-	107,330
Total Expenditures	\$107,330	-	-	-	-	-	\$107,330
Ending Balance							
Ending Balance	-	-	-	-	-	-	-
Total Ending Balance	-	-	-	-	-	-	-

BUDGET NARRATIVE

Capital Improvement Division

090 Analyst Adjustments

Package Description

Purpose

This package, added by the Governor, reflects additional policy adjustments to the DOC 2019-21 Agency Request Budget.

How Achieved

This package in the Governor's Balanced Budget eliminated the full value of package 031, package 032, and S&S cuts related to certain positions. These values are identified in the table below:

Revenue Source	Package 031	Package 032	S&S for certain positions
General Fund	(\$107,330)	(\$0)	(\$0)
Other Funds			
Positions			
FTE			

Governor's Balanced Budget

Staffing Impact

Positions: 0
FTE: 0.00

Revenue Source

General Fund (\$107,330)
Other Funds \$0
Federal Funds \$0

2019-21 Fiscal Impact

The actions included in this package will become part of the Base Budget in 2021-23.

ESSENTIAL AND POLICY PACKAGE FISCAL IMPACT SUMMARY

Corrections, Dept of
Pkg: 090 - Analyst Adjustments

Cross Reference Name: Capital Improvements
Cross Reference Number: 29100-088-00-00-00000

<i>Description</i>	General Fund	Lottery Funds	Other Funds	Federal Funds	Nonlimited Other Funds	Nonlimited Federal Funds	All Funds
Revenues							
General Fund Appropriation	(107,330)	-	-	-	-	-	(107,330)
Total Revenues	(\$107,330)	-	-	-	-	-	(\$107,330)
Capital Outlay							
Land Improvements	(105,226)	-	-	-	-	-	(105,226)
Professional Services	(2,104)	-	-	-	-	-	(2,104)
Total Capital Outlay	(\$107,330)	-	-	-	-	-	(\$107,330)
Total Expenditures							
Total Expenditures	(107,330)	-	-	-	-	-	(107,330)
Total Expenditures	(\$107,330)	-	-	-	-	-	(\$107,330)
Ending Balance							
Ending Balance	-	-	-	-	-	-	-
Total Ending Balance	-	-	-	-	-	-	-

DETAIL OF LOTTERY FUNDS, OTHER FUNDS, AND FEDERAL FUNDS REVENUE

Source	Fund	ORBITS Revenue Acct	2015-17 Actual	2017-19 Legislatively Adopted	2017-19 Estimated	2019-21		
						Agency Request	Governor's Balanced	Legislatively Adopted

BUDGET NARRATIVE

This page intentionally left blank.

BUDGET NARRATIVE

Capital Construction

Purpose

This program includes the purchase of land, buildings, support systems, and equipment/information technology-related projects. New building/equipment and Capital Improvement and Renewal are included in the Capital Construction program (excludes routine maintenance and repairs). Capital Construction also incorporates those major projects or activities whose aggregate cost will exceed \$1,000,000 and is capitalizable in accordance with OAM 15.60.10.

How Achieved

By definition, there is no base budget for Capital Construction. Its limitation is valid for six years and is associated only with the biennium in which it was initially approved by the Legislature. New project and funding authority for 2019-21 is requested in:

Package 102 – Public Safety Center Campus (PSCC): DOC has outgrown its current administrative work space and is in need of a single campus that can lodge the current and growing workforce. The Department currently owns land that would accommodate this new public campus. The construction of a single Public Safety Center Campus would centralize operations and eliminate the need for current and future leases to house administrative staff. **Denied in GB**

Package 107b - Corrections Information System (CIS) Rebuild: DOC seeks to modernize a core business application originally developed in the late 1980s. Modernization of CIS would be accomplished by purchasing new software tools to upgrade the existing CIS environment to a more accessible architecture and to facilitate much more efficient data exchanges with counties and other business partners. This request is designed as a stepping stone to meet the long-term objectives of Destination 2026 in regards to the availability of modern tools and technology. Destination 2026 is the DOC's ten year strategic plan. **Approved in GB**

Package 110b – Capital Renewal: The Faithful & Gould assessment of 16 DOC facilities shows a need in excess of \$208 M (including a 52 percent mark-up) for both Capital Renewal and Deferred Maintenance through the 2019-21 biennium. DOC is requesting \$29,940,691 to address capital items in five categories noted on the Facility Condition Assessment. **Modified in GB**

Package 110c – Statewide Radio Replacement: This package component seeks to replace the communications systems at CDC, MCCF, OSCI, OSP, OSPM, and SCI in Salem, CRCI in Portland, EOCI in Pendleton, TRCI in Umatilla, and PRCF in Baker City. The six locations in Salem would be consolidated on a multi-site system due to their close proximity, with single site systems installed at the remaining four locations. These replacement systems will meet current and future communications needs for the next 15-20 years. These systems were not included in the State of Oregon Communications System addressed in the State Radio Project. All

BUDGET NARRATIVE

replacement systems will be standardized and interoperable with the ability to communicate with state and local emergency services first responders. **Modified in GB**

Package 110d – Camera Systems Upgrade: DOC operates and maintains agency owned camera systems at 14 institutions and facilities. These systems have had sporadic updates through the years based on the limited availability of funding. While some systems are more current than others, nearly all of the systems require some degree of updating to include additional storage capacity, enhanced viewing capabilities due to more modern equipment and additional camera locations. The following ten locations need camera system upgrades; MCCF, OSCI, OSP, SCI, SCCI, DRCI, CDC, CCCF, SRCI, and SFFC. **Modified in GB**

Projects requested for 2019-21 financing are summarized in the following table:

2017-19 Proposed Projects	Number of Beds	Agency Request	Governor's Budget
#102 – Public Safety Center Campus (PSCC)	-0-	\$75,000,000	\$0
#107B – Corrections Information System Rebuild		\$1,650,000	\$1,650,000
#110B – Capital Renewal (Capital Construction)	-0-	\$29,940,691	\$24,478,039
#110C – Statewide Radio Replacement		\$15,022,313	\$13,998,225
#110D – Camera System Upgrades		\$8,633,804	\$8,633,804
Total	-0-	\$130,246,808	\$48,760,068

MAJOR CONSTRUCTION/ACQUISITION PROJECT NARRATIVE

Note: Complete a separate form for each project

Agency		Agency Priority #		Schedule	
	Public Safety Center Campus. Asking for A&E assessment as well as funding this biennium, see Modernization tab				
		Cost Estimate	Cost Est. Date	Start Date	Est. Completion
Project Name		\$75,000,000	Place holder pending cost estimate in Oct 2018		
Address /Location	Santiam Medium Security Campus, Salem	GSF	# Stories	Land Use/Zoning Satisfied	
		100,000	2	In process	N

Funding Source/s: Show the distribution of dollars by funding source for the full project cost.	General Funds	Lottery	Other	Federal
	\$ 75,000,000			

Description of Agency Business/Master Plan and Project Purpose/Problem to be Corrected
<p>DOC's headquarters is the "Historic" Dome Building with the following problems.</p> <ul style="list-style-type: none"> ˆDAS owned asset ˆInefficient utilization of space ˆOutgrown current space/need for additional leased space ˆOld building/inefficient and expensive utilities ˆPoor building condition/repeated emergency declarations ˆPoor working conditions/contributes to low staff morale/productivity ˆUnavailability of leased space to meet current need ˆMultiple offices at separate locations/no shared services <p>The poposal is a new DOC Public Safety Center Campus</p> <ul style="list-style-type: none"> ˆ114,000 sq. feet – Better utilization of space/new space will accommodate DOC needs into the future as far as we can see ˆCentral location adjacent to DPSST – relative to other facilities ˆNew efficient, sustainable, resilient, modern, functional, ADA compliant, Seismic, Environmental

MAJOR CONSTRUCTION/ACQUISITION PROJECT NARRATIVE

- 'Sufficient parking
- 'High level of security – more secure space
- 'Release of leases
- 'Efficient for taxpayers
- 'Room to expand and add additional public safety agencies partners
- 'Build on DOC owned land – Occupy in perpetuity

Project Scope and Alternates Considered

DOC considered the following alternatives:

- 1) Renovation of the Dome Building (insufficient and poorly configured space, very costly to renovate, seismic limitations (URM))
- 2) Leasing space - none available for the scale needed in Salem. Long term, renting is higher cost than ownership

Project Budget Estimate - Escalate to the mid-point of construction. Use 4.5% Annual Escalation.

	\$	% Project Cost	\$/GSF
DIRECT CONSTRUCTION COSTS			
1 Building Cost Estimate			
2 Site Cost Estimate (20 Ft beyond building footprint)			
3 TOTAL DIRECT CONSTRUCTION COSTS	=		
INDIRECT CONSTRUCTION COSTS			
4 Owner Equipment / Furnishings / Special Systems			
5 Construction Related Permits & Fees			
6 Other Indirect Construction Costs Including 1% Art, 1.5% Renewable			
7 Energy and other state requirements			
8 Architectural, Engineering Consultants			
9 Other Design and PM Costs			
10 Relocation/Swing Space Costs			
10 TOTAL SOFT COSTS			

MAJOR CONSTRUCTION/ACQUISITION PROJECT NARRATIVE

11	OWNER'S PROJECT CONTINGENCY		
----	-----------------------------	--	--

	\$	% Project Cost	\$/GSF
TOTAL PROJECT COST			

Cost Estimate Source (EG Agency, Cost Estimator, A/E, etc.)

MAJOR CONSTRUCTION/ACQUISITION SIX-YEAR PLAN

Facility Plan - 10 Year Space Needs Summary Report
2019-21 Biennium

Agency Name

Note: List each project/lease or disposal separately.

Proposed New Construction or Acquisition - Complete for 5 Biennia

Biennium	Agency Priority	Concept/Project Name	Description	GSF	Position Count ¹	General Fund	Other Funds	Lottery Funds	Federal Funds	Estimated Cost/Total Funds
2019-21		Public Safety Center Campus	Assessment							
2021-23		Public Safety Center Campus	Construction							
2023-25										
2025-27										
2027-29										

Proposed Lease Changes over 10,000 RSF - Complete for 3 Biennia

Biennium	Location	Description/Use	Term in Years	Total RSF ² +/- (added or eliminated)	USF ³	Position Count ¹	Biennial \$ Rent/RSF ²	Biennial \$ O&M /RSF ² not included in base rent payment	Total Cost/Biennium
				A	B	C	D	E	(D+E) * A
2019-21									
2021-23									
2023-25	Multiple Leased Buildings	Leave Leases as result of Public Safety Center Campus							

Planned Disposal of Owned Facility

Biennium	Facility Name	Description
	None	

Definitions

Occupant Position Count (PC)	1	Estimated Position Count assigned to (home location) each building or lease as applicable
RSF	2	Rentable SF per BOMA definition. The total usable area plus a pro-rated allocation of the floor and building common areas within a building.
USF	3	Usable Square Feet per BOMA definition for office/administrative uses. Area of a floor occupiable by a tenant where personnel or furniture are normally housed plus building amenity areas that are convertible to occupant area and not required by code or for the operations of a building. If not known, estimate the percentage.
O&M	4	Total Operations and Maintenance Costs for facilities including all maintenance, utilities and janitorial

Capital Financing Six-Year Forecast Summary 2019-21

Agency: Department of Corrections
 Agency #: 29100

Provide amounts of agency financing needs for the 2019-21 biennium, by expected use and repayment source. Include proposed project amounts only (do not include debt service from either previously issued debt or from new debt issuance).

Use of Bond Proceeds	Bond Type		Totals by Repayment Source	
	General Obligation Bonds	Revenue Bonds		
Major Construction / Acquisition Projects				
General Fund Repayment	\$ 15,000,000	\$	\$ 15,000,000	GF
Lottery Funds Repayment			-	LF
Other Funds Repayment			-	OF
Federal Funds Repayment			-	FF
Total for Major Construction	\$ 15,000,000	\$ -	\$ 15,000,000	
Equipment/Technology Projects over \$500,000				
General Fund Repayment	\$ 12,667,520	\$	\$ 12,667,520	GF
Lottery Funds Repayment			-	LF
Other Funds Repayment			-	OF
Federal Funds Repayment			-	FF
Total for Equipment/Technology	\$ 12,667,520	\$ -	\$ 12,667,520	
Debt Issuance for Loans and Grants				
General Fund Repayment	\$	\$	\$ -	GF
Lottery Funds Repayment			-	LF
Other Funds Repayment			-	OF
Federal Funds Repayment			-	FF
Total for Loans and Grants	\$ -	\$ -	\$ -	
Total All Debt Issuance				
General Fund Repayment	\$ 27,667,520	\$ -	\$ 27,667,520	GF
Lottery Funds Repayment	-	-	-	LF
Other Funds Repayment	-	-	-	OF
Federal Funds Repayment	-	-	-	FF
Grand Total 2019-21	\$ 27,667,520	\$ -	\$ 27,667,520	

Capital Financing Six-Year Forecast Summary 2021-23

Agency: Department of Corrections
 Agency #: 29100

Provide amounts of agency financing needs for the 2021-23 biennium, by expected use and repayment source. Include proposed project amounts only (do not include debt service from either previously issued debt or from new debt issuance).

Use of Bond Proceeds	Bond Type		Totals by Repayment Source
	General Obligation Bonds	Revenue Bonds	
Major Construction / Acquisition Projects			
General Fund Repayment	\$ 45,500,000	\$	\$ 45,500,000 GF
Lottery Funds Repayment			- LF
Other Funds Repayment			- OF
Federal Funds Repayment			- FF
Total for Major Construction	\$ 45,500,000	\$ -	\$ 45,500,000
Equipment/Technology Projects over \$500,000			
General Fund Repayment	\$ 7,710,485	\$	\$ 7,710,485 GF
Lottery Funds Repayment			- LF
Other Funds Repayment			- OF
Federal Funds Repayment			- FF
Total for Equipment/Technology	\$ 7,710,485	\$ -	\$ 7,710,485
Debt Issuance for Loans and Grants			
General Fund Repayment	\$	\$	\$ - GF
Lottery Funds Repayment			- LF
Other Funds Repayment			- OF
Federal Funds Repayment			- FF
Total for Loans and Grants	\$ -	\$ -	\$ -
Total All Debt Issuance			
General Fund Repayment	\$ 53,210,485	\$ -	\$ 53,210,485 GF
Lottery Funds Repayment	-	-	- LF
Other Funds Repayment	-	-	- OF
Federal Funds Repayment	-	-	- FF
Grand Total 2021-23	\$ 53,210,485	\$ -	\$ 53,210,485

Capital Financing Six-Year Forecast Summary 2023-25

Agency: Department of Corrections
 Agency #: 29100

Provide amounts of agency financing needs for the 2023-25 biennium, by expected use and repayment source. Include proposed project amounts only (do not include debt service from either previously issued debt or from new debt issuance).

Use of Bond Proceeds	Bond Type		Totals by Repayment Source	
	General Obligation Bonds	Revenue Bonds		
Major Construction / Acquisition Projects				
General Fund Repayment	\$ 44,440,691	\$	\$ 44,440,691	GF
Lottery Funds Repayment			-	LF
Other Funds Repayment			-	OF
Federal Funds Repayment			-	FF
Total for Major Construction	\$ 44,440,691	\$ -	\$ 44,440,691	
Equipment/Technology Projects over \$500,000				
General Fund Repayment	\$ 4,928,112	\$	\$ 4,928,112	GF
Lottery Funds Repayment			-	LF
Other Funds Repayment			-	OF
Federal Funds Repayment			-	FF
Total for Equipment/Technology	\$ 4,928,112	\$ -	\$ 4,928,112	
Debt Issuance for Loans and Grants				
General Fund Repayment	\$	\$	\$ -	GF
Lottery Funds Repayment			-	LF
Other Funds Repayment			-	OF
Federal Funds Repayment			-	FF
Total for Loans and Grants	\$ -	\$ -	\$ -	
Total All Debt Issuance				
General Fund Repayment	\$ 49,368,803	\$ -	\$ 49,368,803	GF
Lottery Funds Repayment	-	-	-	LF
Other Funds Repayment	-	-	-	OF
Federal Funds Repayment	-	-	-	FF
Grand Total 2023-25	\$ 49,368,803	\$ -	\$ 49,368,803	

BUDGET NARRATIVE

Capital Construction Division

102 Capital Construction – Public Safety Center Campus

Purpose

This package requests project authorization for a new Public Safety Center Campus in Salem that would co-locate the Department of Corrections (DOC), Oregon Corrections Enterprises (OCE), Board of Parole and Post-Prison Supervision (BPPPS), and Criminal Justice Commission, with the potential expansion for all other public safety state agencies.

The land surrounding the current home for the central administration of DOC and BPPPS (also referred to as the “north campus”) is currently under various contracts between the Department of Administrative Services (DAS) and the Salem Housing Authority, the City of Salem and Mountain West Investments, as well as a portion of land remaining with DAS and the Central Administration offices continues to remain under DAS ownership as well. The maintenance required and unique environment associated with occupying a historic building like Central Administration, present on-going challenges to provide a safe and uninterrupted work environment for employees. A Public Safety Center Campus building would provide agencies a new permanent location, which would help to support efficient and effective public safety agency operations for many decades into the future.

A Public Safety Center Campus will provide a number of immediate and significant benefits to public safety agency operations and the public at large, at a reduced long-term cost to Oregonians.

- Reduced life-time facilities costs;
- Site location & construction standards resilient to natural disasters;
- Coordination and communication efficiencies (cost avoidance opportunities);
- Up to date facilities and customized spaces with energy efficiencies gained from modern engineering standards; and
- Location stability with room to grow as needed.

How Achieved

This policy option package recommends a permanent solution that involves construction of a central administrative office that would house these agencies on DOC-owned land near the Department of Public Safety Standards & Training (DPSST) and the Santiam Correctional Institution (SCI) already in Salem.

For DOC specifically, all functional programs in the Salem area, with the exception of DOC’s Central Distribution Center (CDC), would be housed at the new campus. This includes those agency functions that occur in the Central Administration building, the 22nd Street “Central South” complex which houses Human Resources, Health Services, and the Office of Population Management. Functional units

BUDGET NARRATIVE

housed at the CDC include: Accounting, IT, Central Trust, Procurement and Contracts, Financial Systems Support, and a variety of support units currently housed in residential housing on-site at a number of correctional institutions.

This solution will eliminate the need for the lease of office space and maximize the use of shared space such as a motor pool area, conference, file storage, mail room, and lunch facilities. A conceptual master plan, completed in 2018, includes details for construction of a multi-agency Public Safety Center Campus that would accommodate current needs and provide options for future potential expansion. The construction timeline is estimated at 36 to 48 months from authorization. Financing will be offset by lease savings and reduced utility costs, and the facility is projected to cost the state less over the long-term (decades) as compared to maintaining increasingly emergent costs.

This package requests overall project authority and Other Fund limitation of \$75,000,000 plus General Fund to cover the debt service and Cost of Issuance. This would provide planning and design, infrastructure, and building construction that would make the facility ready for occupancy by the end of 2022. It also includes project management funding for six limited duration positions to provide project coordination and oversight over the life of the project.

Financing for the project would be provided through bond sales. Debt Service liability in the first biennium is estimated at \$1,120,000 General Fund. We are requesting both general fund and Other Fund limitation. New debt schedules and cost of issuance will be requested from DAS should the package move forward.

This package was denied in the Governor's Budget.

Quantifying Results

Project success will be measured by the ability to maintain the established construction schedule and complete the project within the time allowed and within the authorized budget. The project's viability can be evaluated based on the cost alternatives of significant leased space for DOC, efficiencies achieved by shared resources (building operations, technology, administrative functions, etc.), common space, fuel and utility savings and continued rentals and leases for the other prospective occupants.

Agency Request Budget

Staffing Impact

Limited Duration Positions	6
Limited Duration FTE	5.50

BUDGET NARRATIVE

Revenue Source

General Fund	\$ 0
Other Funds – Bond Sales	\$ 75,000,000

Governor’s Budget

Staffing Impact

Limited Duration Positions	0
Limited Duration FTE	0.00

Revenue Source

General Fund	\$0
Other Funds – Bond Sales	\$0

2021-2023 Fiscal Impact

This package was denied and will have no impact to the 2019-21 or 2021-23 biennia.

ESSENTIAL AND POLICY PACKAGE FISCAL IMPACT SUMMARY

Corrections, Dept of
Pkg: 102 - Public Safety Center Campus (PSCC)

Cross Reference Name: Capital Construction
Cross Reference Number: 29100-089-00-00-00000

<i>Description</i>	General Fund	Lottery Funds	Other Funds	Federal Funds	Nonlimited Other Funds	Nonlimited Federal Funds	All Funds
Revenues							
General Fund Obligation Bonds	-	-	-	-	-	-	-
Total Revenues	-	-	-	-	-	-	-
Capital Outlay							
Other Capital Outlay	-	-	-	-	-	-	-
Total Capital Outlay	-	-	-	-	-	-	-
Total Expenditures							
Total Expenditures	-	-	-	-	-	-	-
Total Expenditures	-	-	-	-	-	-	-
Ending Balance							
Ending Balance	-	-	-	-	-	-	-
Total Ending Balance	-	-	-	-	-	-	-

BUDGET NARRATIVE

Capital Construction Division

107 Corrections Information System Rebuild

This Policy Option Package 107 seeks to address the following:

- A. Assess Corrections Fundamental Systems
- B. Corrections Information Systems (CIS) Tool Upgrade

The resource request specific to XI-Q bonds requested to purchase the CIS Tool Upgrade (Software) in Item B.

Purpose

B. Corrections Information Systems (CIS) Tool Upgrade

This POP component provides an immediate solution while analyzing the Department of Corrections (DOC) fundamental systems. DOC seeks to modernize a core business application originally developed in the late 1980s: Corrections Information System (CIS). Modernization of CIS would be accomplished by purchasing new software tools to upgrade the existing CIS environment to a more accessible architecture and to facilitate much more efficient data exchanges with counties and other business partners. This request is designed as a stepping stone to meet the long-term objectives of Destination 2026 in regards to the availability of modern tools and technology. Destination 2026 is DOC's ten year strategic plan.

The modernization of tools funded through this POP will address shortcomings such as mobile inaccessibility and poor user friendliness and usability inherent in a 30 year-old IT system. It will enable CIS to work seamlessly with the agency's other modern applications, be mobile accessible and interface easily with county, state and other outside business partners. This will directly support Destination 2026, specifically the goal of having modern tools and technology in place. This technology transformation is in support of the State of Oregon Governor's priority of efficient and effective delivery of government services.

BUDGET NARRATIVE

Before:

```

MTA2011 Corrections Information Systems 21:34:17
W/W Inmate Misconduct - Rule Violations 2/28/18
DISPLAY
Offender..... Case # 1801 G 002 G 10
Location: SFFC Cell Number: 11-03 Major RV - 2 Years: 1
Max Incarc Date: 12/13/2018 PRD: 12/13/2018 Major RV - 1 Year: 1
Stat Good Time: Earned Time Credit: .00
Extra Good Time: Interpreter: English
Misconduct date: 1/10/2018
Enter option...
5=Display sanctions

```

Opt	Alleg	Description	Found	Description	D	Sanctions
—	4.40	Un Area I	4.40	Un Area I	V	FINE LOP
—	4.02	Disobed II	4.02	Disobed II	V	MSAN

After:

View Misconduct

Offender Information

Offender: ██████████ SID: ██████████
 Current Facility: SFFC Current Cell: D-03B
 Major Violations 2 Years: 1 Major Violations 1 Year: 1
 Facility: SFFC Location: 11-03
 MR Date: 1/10/2018 ██████████ PST Case Number: 1801 SFFC 0002 SFFC 10
 PREA Related: No Misconduct Status: Final
 Finalized Date: 1/29/2018
 Finalized By: ██████████ Superintendent

Charges

Rule Alleged	Plea	Decision	Rule Found
4.02 - Disobedience of an Order II - 4	Admit	Violation	4.02 - Disobedience of an Order II - 4
4.40 - Unauthorized Area I - 3	Admit	Violation	4.40 - Unauthorized Area I - 3

The resources requested specific to Capital Construction for Item B are \$1,650,000 Other Fund Limitation, 0 Position, 0.00 FTE.

B. Corrections Information Systems (CIS) Tool Upgrade

Purchase of a new software toolset and on-going licensing (maintenance) to transform and integrate the CIS core application with existing modern applications.

Procuring Quality Assurance vendor services. Quality assurance services depends on whether Preliminary Quality Assurance and other Quality Management Services are required means a set of services providing an independent and objective review of plans, specification, estimates, documentation, available resources and overall purpose for an information technology initiative. The OSCIO has latitude in interpreting the stage gate process as it applies to projects undertaken by executive branch agencies and other Covered Organizations including the requirements for independent quality management services for information technology.

Add four positions within the IT Application Services unit to provide the transformation capabilities, ongoing enhancements and support for the department’s primary computer application. These four positions are required for adding this complex toolset to our existing systems as the toolset specialists.

One additional limited duration or professional services senior project manager will be essential to ensure the effective management of the project during its crucial first two years.

The primary deliverables for this POP are:

BUDGET NARRATIVE

- Procuring and implementing a web based interface for CIS that integrates seamlessly with other DOC applications. Includes configuring the environment and training of staff.
- Adding industry standardized web services to CIS for internal and external use promoting code reuse, modularity and secure integration points for county, state and other business partner systems. The web services will be secured and select services will be accessible to external business partners.
- Creating modern interfaces to CIS that work in the web browser, are mobile enabled and integrate with other DOC applications.

The project will follow the Project Management Body of Knowledge (PMBOK) to ensure the application of standardized management principles to the conduct of the project.

Quantifying Results

B. Corrections Information Systems (CIS) Tool Upgrade

The strategic initiatives this concept plans to support are:

- CORE Processes
 - The Supporting Process (SP), SP 3.1 - Providing IT and communication services, by modernizing systems so data is more accessible and portable.
 - The Supporting Process (SP), SP 4.1, 4.4 and 4.9 – Mitigating Risk; by conducting risk assessments, managing security threats, and maintaining information security.
- Agency Destination 2026 “modern tools and technology are in place.”
- State of Oregon Governor’s Priority and Core Value.
 - One of the Governor’s core values is the efficient and effective delivery of government services.
 - The use of software and information technology is critical in improving service delivery and customer service for everyone involved, from employees to clients of the state.

The result of this effort, estimated at two years, will support these initiatives by:

- Building web services to CIS modules.
- Creating modern interfaces for CIS modules that seamlessly integrate with existing DOC web applications.
- Enabling mobile access to CIS modules.

BUDGET NARRATIVE

Agency Request Budget

Staffing Impact

None

Revenue Source

General Fund	\$0
Other Funds	\$1,650,000

Governor's Budget

Staffing Impact

None

Revenue Source

General Fund	\$0
Other Funds	\$1,650,000

2021-23 Fiscal Impact

The actions included in this package will become part of the Base Budget for the 2021-23 based on updated debt service schedules provided by the Department of Administrative Services.

ESSENTIAL AND POLICY PACKAGE FISCAL IMPACT SUMMARY

Corrections, Dept of
Pkg: 107 - Corrections Information System Rebuild

Cross Reference Name: Capital Construction
Cross Reference Number: 29100-089-00-00-00000

<i>Description</i>	General Fund	Lottery Funds	Other Funds	Federal Funds	Nonlimited Other Funds	Nonlimited Federal Funds	All Funds
Revenues							
General Fund Obligation Bonds	-	-	1,650,000	-	-	-	1,650,000
Total Revenues	-	-	\$1,650,000	-	-	-	\$1,650,000
Capital Outlay							
Data Processing Software	-	-	1,650,000	-	-	-	1,650,000
Other Capital Outlay	-	-	-	-	-	-	-
Total Capital Outlay	-	-	\$1,650,000	-	-	-	\$1,650,000
Total Expenditures							
Total Expenditures	-	-	1,650,000	-	-	-	1,650,000
Total Expenditures	-	-	\$1,650,000	-	-	-	\$1,650,000
Ending Balance							
Ending Balance	-	-	-	-	-	-	-
Total Ending Balance	-	-	-	-	-	-	-

BUDGET NARRATIVE

Capital Construction Division

110 Capital Renewal and Deferred Maintenance

Purpose

Policy Option Package 110 seeks to address the following funding needs:

- A. Deferred Maintenance;
- B. Capital Renewal;
- C. Statewide Radio Replacement; and
- D. Camera System Upgrades.

The resource request specific to Capital Construction are Items B, C, and D.

A. Deferred Maintenance

The maintenance budget for Department of Corrections (DOC) facilities are generally insufficient to address the deterioration associated with 24-hour, seven-day per week institutions and related facilities that range from 10 years to 150 years in age. This funding shortfall has caused maintenance and repair actions to be deferred for budgetary reasons. The liability created by deferring repairs must be addressed to preserve the investment in buildings and infrastructure.

The recently completed Facilities Condition Assessment performed by Faithful and Gould found that DOC has a current need of \$208,525,519 in both Deferred Maintenance and Capital Renewal needs. Corrective actions taken to address the deferred maintenance issues will not meet capitalization requirements established in the Oregon Accounting Manual. DOC plans to execute deferred maintenance work in the following five categories: building envelope, electrical systems, water systems, roofs, and underground infrastructure.

This request includes funding to abate and demolish dilapidated structures on DOC owned property in White City purchased as part of the Governor's "Super Siting" process (ORS 421.611-421.626) in 1996-97 and additional staffing to manage this increased workload. This funding would enable DOC to protect 5.45 million square feet of publicly owned space. The request also supports DOC's vision to operate safe facilities and key performance measures on our agency scorecard.

The resources requested specific to Item A are \$12,006,202 General Fund, five positions, 5.00 FTE.

BUDGET NARRATIVE

B. Capital Renewal

DAS recently entered into a contract with the consultant Faithful and Gould to conduct a statewide Facility Condition Assessment of all state owned facilities. This assessment revealed that DOC had significant Capital Improvement and Renewal needs in addition to the deferred maintenance needs. According to the assessment, DOC has a current need (through 2018) of \$208 million in both Capital Improvement and Renewal and Deferred Maintenance at facilities across the state in order to protect and preserve the state owned buildings and related infrastructure. While DOC received \$27 million to address some of these capital needs last biennium, if additional funding is not received the deferred maintenance will continue to grow and escalate and will reach \$428 million by the end of 2028.

The resources specific to Item B are \$29,940,691 Other Fund, seven limited duration bond funded positions, 0.00 FTE.

C. Statewide Radio Replacement

DOC operates and maintains an agency owned wireless communications system for use within each facility that does not provide radio service to other agencies. The systems installed at 10 locations have been in operation for 15 years or more. The equipment manufacturer has discontinued both repair programs for components of these systems and parts support resulting in an inability to maintain the equipment in a reliable operating condition. The current systems vary in design and capabilities. The primary differences in capabilities are due to age and original installation dates.

This package requests \$15 million in Capital Construction funds to replace the communications systems at Central Distribution Center (CDC), Mill Creek Correctional Facility (MCCF), Oregon State Correctional Institution (OSCI), Oregon State Penitentiary (OSP), Oregon State Penitentiary Minimum (OSPM) and Santiam Correctional Institution (SCI) in Salem, Columbia River Correctional Institution (CRCI) in Portland, Eastern Oregon Correctional Institution (EOCI) in Pendleton, Two Rivers Correctional Institution (TRCI) in Umatilla, and Powder River Correctional Facility (PRCF) in Baker City. The six locations in Salem would be consolidated on a multi-site system due to their close proximity, with single site systems installed at the remaining four locations. These replacement systems will meet current and future communications needs for the next 15-20 years. All replacement systems will be standardized and interoperable with the ability to communicate with state and local emergency services first responders.

The resources specific to Item C are \$15,022,313 Other Fund, 0 Positions, 0.00 FTE.

D. Camera Systems Upgrades

Camera systems are a critical component to maintaining public safety by holding offenders accountable for their behaviors while incarcerated. They allow staff to safely monitor multiple areas and rapidly respond to fights, assaults, and other criminal activities inside

BUDGET NARRATIVE

of the institutions in a timely manner preventing additional loss of property, injury or even death. DOC operates and maintains agency-owned camera systems at 14 institutions and other facilities. These systems have had sporadic updates through the years based on the limited availability of funding. While some systems are more current than others, nearly all of the systems require some degree of updating to include additional storage capacity, enhanced viewing capabilities made possible by more modern equipment, and additional camera locations.

Ten locations that need camera system upgrades are at the following sites; MCCF, OSCI, OSP, SCI, Shutter Creek Correctional Institution (SCCI), Deer Ridge Correctional Institution (DRCI), CDC, Coffee Creek Correctional Institution (CCCF), Snake River Correctional Institution (SRCI), and South Fork Forest Camp (SFFC).

The department is tasked with the custody and care of over 14,900 AICs. Many of these AICs are predatory offenders, have a history of violence, have mental health issues, or might be younger or older vulnerable AICs. Cameras are a necessary tool to help manage and keep the staff, visitors, contractors and AIC population safe. Because of this diverse population, there is a growing need for cameras in additional locations. Since video footage is key in holding AICs accountable for violent and assaultive behaviors through due process means, increased storage capabilities at these institutions is also necessary. The outcome of a more robust camera system that uses modern technology including the ability to store more information is a greater ability, to protect vulnerable and mentally challenged AICs and the staff that supervise them, and to be able to readily identify medical emergencies in remote locations.

While the camera systems are currently operational, there is an immediate need to add additional camera locations for the safety and security of the individuals who either reside at or visit these sites. The addition of camera locations requires upgrades and improvements to the current operating systems displayed in the table below.

Project Type	Cost
Cameras, Switches and Equipment	\$5,034,115
Cable and Infrastructure	\$230,000
Contracted Labor	\$3,369,869
Total	\$8,633,804

The resources specific to Item D are \$8,633,804 Other Fund, 0 Positions, 0.00 FTE.

BUDGET NARRATIVE

How Achieved – Agency Request Budget

A. Deferred Maintenance

The various types of construction materials and systems used in older facilities compound the challenge of preserving the useful life of these assets. DOC plans to execute work in the following five categories; building envelope, electrical systems, water systems, roofs, and HVAC systems.

White City Structure Demolition

The DOC-owned site near White City was selected and purchased as part of the Governor’s “Super Siting” process (ORS 421.611-421.626) in 1996-97. The site was purchased “as-is” and contained several dilapidated farm structures. These structures have been unused and have continued to deteriorate over the past 20 years. There is significant risk to the state should one of these structures collapse and injure a person. The structures contain both asbestos and lead paint and will need to be demolished and disposed of according to DEQ rules. DOC is requesting \$240,000 for the abatement and demolition of the buildings at White City.

10-Year Strategic Master Plan

DOC’s facility drivers are largely related to the age of existing structures, and the fact that the built capacity of its institutions have been exceeded through the use of temporary and emergency beds, 880 as of March 1, 2018. The department’s population has seen significant changes in recent years, most notably the growing geriatric residents. A 10 year Strategic Master Plan would help the department define its strategy and develop long-range goals and make decisions on allocating its resources to pursue this strategy. DOC is requesting \$500,000 for the development of a 10 year strategic master plan.

Permanent Staff

DOC does not have sufficient staffing to manage the projects associated with addressing deferred maintenance and the Facility Condition Assessment. We are requesting a total of five positions (FTE) to support the management of these projects. The staff includes one Construction Project Manager 2, one Information Systems Specialist 7, one Electronic Security Technician, one Facility Operation Specialist 2, and one Plumber. DOC is requesting additional staff and S&S to address extensive travel costs in accomplishing projects throughout the state.

BUDGET NARRATIVE

Project Type	Cost
Building Envelope Repairs (FCA Identified)	\$3,652,635
Electrical System Repairs (FCA Identified)	\$87,723
Water System Repairs (FCA Identified)	\$591,071
Roofing System Repairs (FCA Identified)	\$456,733
HVAC System Repairs (FCA Identified)	\$5,268,021
White City Building Demolition	\$240,000
10 Year Master Strategic Plan	\$500,000
Project Management Position (C3268)	\$242,112
Project Management Position (C1487)	\$221,340
Project Management Position (C4051)	\$205,951
Project Management Position (C4015)	\$205,951
Project Management Position (C4005)	\$205,951
Additional S&S for Project Management Positions	\$190,312
Total	\$12,006,202

B. Capital Renewal

Faithful and Gould (facility condition assessment)

The maintenance budgets for DOC facilities are generally insufficient to address the deterioration associated with 24-hour, 7-day per week institutions and related facilities that range from 10 years to 150 years in age. The various types of construction materials and systems used in older facilities compound the challenge of preserving the useful life of these assets. The Faithful and Gould assessment of 16 DOC facilities shows a need in excess of \$208 million. DOC is requesting \$29,940,691 million for Capital Renewal projects to address items in six categories noted on the Faithful and Gould Facility Condition Assessment.

BUDGET NARRATIVE

Project Type	Cost
Building Envelope Repairs (FCA Identified)	\$3,430,326
Electrical & Fire System Repairs (FCA Identified)	\$1,615,394
Water System Repairs (FCA Identified)	\$1,651,082
Roofing System Repairs (FCA Identified)	\$12,762,087
HVAC (FCA Identified)	\$5,019,150
Fire Systems (FCA Identified)	\$650,788
Project Management – 7 Positions *	\$5,462,652
TOTAL	\$29,940,691

Limited Duration Staffing (facility condition assessment)

DOC does not have sufficient staffing to manage the projects associated with the Facility Condition Assessment. We are requesting a total of seven limited duration staff to support the management of these projects. The staff includes two Construction Project Managers, one Contract and Procurement Specialist, one Office Support and three Facility Operation Specialists. DOC is requesting additional limited duration staff.

*Limited Duration Position authority and funding for project management staff will be required for six years. The limited duration positions associated with Capital Construction projects are not entered into the Position Information Control System (PICS). These will be double-fills of existing positions during the projects.

C. Statewide Radio Replacement

Install complete P25 wireless communications systems at 10 corrections facilities. (P25 or APCO-25 is a suite of standards for digital mobile radio communications designed for use by public safety organizations in North America.) These systems will include all equipment and support structures (antenna, towers, and equipment shelters) necessary to provide turnkey operation. Equipment will be procured from State of Oregon contracts in place to support the State Radio Project. The new systems must be installed, commissioned and fully operational prior to deactivating and removing the existing systems. DOC is requesting one limited duration position (C2171) to perform contract oversight and administration for the project.

Reliable wireless communications systems are a critical element in ensuring our ability to protect life, maintain security and provide safety for staff and AICs. Not funding the replacement of obsolete wireless communications systems at the 10 locations creates a

BUDGET NARRATIVE

significant risk of system failure. Failure of the communication systems would result in substantial impacts to our ability to maintain life, health, and safety of DOC staff, AICs, and the public.

LOCATION	DESIGN AND INSTALLATION COST
Two Rivers Correctional Institution	\$2,185,700
Eastern Oregon Correctional Institution	\$1,965,475
Oregon State Correctional Institution and Central Distribution Center	\$2,922,190
Oregon State Penitentiary and Mill Creek Correctional Facility	\$3,214,290
Santiam Correctional Institution and Oregon State Penitentiary Minimum	\$2,103,360
Columbia River Correctional Institution	\$803,605
Powder River Correctional Facility	\$803,605
Project Management – 1 Positions *	\$1,024,088
TOTAL	\$15,022,313

*Limited duration position authority and funding for project management staff will be required for six years. The limited duration positions associated with Capital Construction projects are not entered into the PICS. These will be double-fills of existing positions during the projects.

D. Camera Systems Upgrades

If DOC receives the requested funding, additional cameras will be added at strategic locations that have a history of criminal activity and cannot be directly supervised by staff due to minimal staffing levels driven by budget shortfalls. Drug possession and distribution, gambling, assault, extortion, gang activities, arson, sexual activity, assault, and escapes are examples of some types of criminal activity that takes place in these unsupervised areas. With the necessary camera systems, staff will be able to monitor and supervise areas that would otherwise go unobserved. With this additional monitoring also comes an opportunity for staff to respond to and stop these types of activities, which prevents additional victimization of vulnerable AICs and assaults on staff. In addition to a better chance at prevention, staff will have the ability to review footage if a crime has been committed and hold the AICs accountable for their actions through a formal administrative review or criminal process, depending on severity of the crime. The upgraded systems will have additional capacity which will allow video footage to be reviewed and stored for longer time periods.

BUDGET NARRATIVE

Institution	Camera Equipment, Cable Infrastructure	Contracted Labor	Total
SCI	\$105,000	\$67,200	\$172,200
SCCI	\$386,265	\$247,209	\$633,474
SFFC	\$201,996	\$129,277	\$331,273
OSCI	\$150,000	\$96,000	\$246,000
MCCF	\$95,000	\$60,800	\$155,800
DRCI	\$125,000	\$80,000	\$205,000
CCCF	\$400,854	\$256,546	\$657,400
CDC	\$150,000	\$96,000	\$246,000
SRCI	\$1,875,000	\$1,200,000	\$3,075,000
OSP	\$1,775,000	\$1,136,657	\$2,911,657
TOTAL	\$5,264,115	\$3,369,689	\$8,633,804

How Achieved – Governor’s Budget

The Governor’s Budget reduced components B and C as follows:

2017-19 Proposed Projects	Number of Beds	Agency Request	Governor’s Budget
#110B – Capital Renewal (Capital Construction)	-0-	\$29,940,691	\$24,478,039
#110C – Statewide Radio Replacement		\$15,022,313	\$13,998,225
#110D – Camera System Upgrades		\$8,633,804	\$8,633,804
Total	-0-	\$53,596,808	\$47,110,068

BUDGET NARRATIVE

Quantifying Results

A. Deferred Maintenance

DOC will quantify results by tracking percent of variance of expended funds to projected expenditures. Variance will be calculated on a quarterly basis and will be a DOC CORE Measure. The annual projected expenditures are as follows:

Timeframe	Percent Projected Expenditures
July 1, 2017 to June 30, 2018	5
July 1, 2018 to June 30, 2019	15
July 1, 2019 to June 30, 2020	25
July 1, 2020 to June 30, 2021	25
July 1, 2021 to June 30, 2022	20
July 1, 2022 to June 30, 2023	10

B. Capital Renewal

DOC will quantify results by tracking percent of variance of expended Capital Construction funds to projected expenditures. Variance will be calculated on a quarterly basis and will be a DOC CORE Measure. The annual projected expenditures are as follows:

Timeframe	Percent Projected Expenditures
July 1, 2017 to June 30, 2018	5
July 1, 2018 to June 30, 2019	15
July 1, 2019 to June 30, 2020	25
July 1, 2020 to June 30, 2021	25
July 1, 2021 to June 30, 2022	20
July 1, 2022 to June 30, 2023	10

C. Statewide Radio Replacement

BUDGET NARRATIVE

DOC will quantify results by tracking total number of functioning hand held radios at each site compared to the actual need of hand held radios at each of the radio sites. Variance will be calculated on a quarterly basis and will be a DOC CORE Measure.

D. Camera Systems Upgrades

DOC will quantify results by tracking percent of variance of expended Capital Construction funds to projected expenditures. Variance will be calculated on a quarterly basis and will be a DOC CORE Process Measure. DOC will quantify the successful addition of cameras by tracking the percentage of incidents that can be successfully investigated using the additional video surveillance.

Agency Request Budget

Staffing Impact

Positions	5
FTE	5.00

Revenue Source

General Funds	\$12,006,202
Other Funds	\$53,596,808

Governor's Budget

Staffing Impact

Positions	0
FTE	0.00

Revenue Source

General Funds	\$0
Other Funds	\$47,110,068

BUDGET NARRATIVE

2021-23 Fiscal Impact

The permanent positions and on-going costs will become part of the 2021-23 base budget. Start-up costs and one-time costs will be phased out as part of the 2021-23 budget development process. Other Fund Limitation approved for this project has a six year life but is always associated with the biennium in which it was approved. The limited duration positions would be phased out completely at the close of the project.

ESSENTIAL AND POLICY PACKAGE FISCAL IMPACT SUMMARY

Corrections, Dept of
Pkg: 110 - Capital Renewal & Deferred Maintenance

Cross Reference Name: Capital Construction
Cross Reference Number: 29100-089-00-00-00000

<i>Description</i>	General Fund	Lottery Funds	Other Funds	Federal Funds	Nonlimited Other Funds	Nonlimited Federal Funds	All Funds
Revenues							
General Fund Obligation Bonds	-	-	47,110,068	-	-	-	47,110,068
Total Revenues	-	-	\$47,110,068	-	-	-	\$47,110,068
Capital Outlay							
Professional Services	-	-	-	-	-	-	-
Other Capital Outlay	-	-	47,110,068	-	-	-	47,110,068
Total Capital Outlay	-	-	\$47,110,068	-	-	-	\$47,110,068
Total Expenditures							
Total Expenditures	-	-	47,110,068	-	-	-	47,110,068
Total Expenditures	-	-	\$47,110,068	-	-	-	\$47,110,068
Ending Balance							
Ending Balance	-	-	-	-	-	-	-
Total Ending Balance	-	-	-	-	-	-	-

DETAIL OF LOTTERY FUNDS, OTHER FUNDS, AND FEDERAL FUNDS REVENUE

Corrections, Dept of
2019-21 Biennium

Agency Number: 29100

Cross Reference Number: 29100-089-00-00-00000

<i>Source</i>	2015-17 Actuals	2017-19 Leg Adopted Budget	2017-19 Leg Approved Budget	2019-21 Agency Request Budget	2019-21 Governor's Budget	2019-21 Leg. Adopted Audit
Other Funds						
General Fund Obligation Bonds	14,108,775	38,493,534	38,493,534	130,246,808	48,760,068	-
Interest Income	111,657	-	54,000	-	-	-
Total Other Funds	\$14,220,432	\$38,493,534	\$38,547,534	\$130,246,808	\$48,760,068	-

DETAIL OF LOTTERY FUNDS, OTHER FUNDS, AND FEDERAL FUNDS REVENUE

Source	Fund	ORBITS Revenue Acct	2015-2017 Actual	2017-19 Legislatively Adopted	2017-19 Estimated	2019-21		
						Agency Request	Governor's Balanced	Legislatively Adopted
General Obligation Bonds to finance construction projects and related staff, deferred maintenance projects and related staff, and other expenses	Other	0555	\$14,108,775	\$38,493,534	\$38,493,534	\$130,246,808	\$48,760,068	\$0
Interest Income	Other	0605	\$111,657	0	\$54,000	0	0	0

Facilities Maintenance and Management

Purpose

DOC manages and maintains 14 prisons and related facilities across the state. DOC currently owns 353 buildings encompassing approximately 5.45 million square feet. General oversight for facility management and maintenance is the responsibility of the central Facility Services section of the Administrative Services Division. Institution facility operations are administered by local physical plant managers and their staff.

How Achieved

Facility operations and maintenance budgets are approved biennially by the Legislature. These budgets are usually adjusted for inflation. Physical plant budgets for new construction are generally limited to operational costs and minimal funding for routine maintenance. The maintenance budgets for the facilities are generally insufficient to address the deterioration associated with 24-hour, 7-day-per-week facilities, aging physical plants, and the various types of construction materials and systems used in older facilities. For example, the Oregon State Penitentiary was constructed in 1866 and has for some time shown signs of significant wear and tear. Even the more recently-constructed (1995) Snake River Correctional Institution in Ontario has experienced significant physical plant and equipment replacement issues. Lack of adequate funding in the Current Service Level Budget has produced a sizeable list of deferred maintenance needs.

The Department of Administrative Services (DAS) recently hired Faithful & Gould as a private consultant to conduct a statewide Facilities Condition Assessment. According to the assessment (using a 52 percent mark-up for soft costs of design and the security protocols for contractors doing work within our secure environment), DOC has a current need (through 2018) of \$208 million in Capital Improvement and Renewal projects across the state in order to protect and preserve the state owned buildings and related infrastructure. This need will grow to \$428 million by the end of 2028 due to additional Capital Renewal needs and escalation if funding is not received.

The 2017 Legislature approved funding for \$26.3 million to address DOC's most critical projects and an additional \$12 million to upgrade Infrastructure to support Voice Over Internet Protocol (VOIP) as part of a DAS mandatory services contract. While this infusion of financing for these projects and activities was welcomed, the fact remains that DOC does not have a regular biennial budget mechanism to ensure an appropriate maintenance funding level exists for its aging facilities. Without that in place, the only recourse is the biennial Policy Option Package request.

The 2019-21 Agency Request Budget includes the following General Fund items:

- POP 110 – Capital Renewal, Radio Systems, Camera Systems & Deferred Maintenance:
 - Deferred Maintenance \$12,006,202 General Fund
- POP 119 – Fire Safety Systems

- Staffing for Safety, OSHA and other regulatory requirements: \$1,167,172 General Fund
- Facilities Fire Safety Systems \$4,120,223 General Fund

The amounts requested for Capital Renewal and Replacement would continue to address DOC's outstanding liabilities.

*Note: These projects would be completed over the next 6 years and would be financed by the sales of Bonds.

Facilities Summary Report

2019-21 Biennium

Facility Plan - Facilities Planning Narrative 107bf02a
2019-21 Biennium

Agency Name

Department of Corrections

1. What are the key drivers for your agency's facility needs, and how do you measure space/facility demand?

DOC's facility drivers are largely related to the age of existing structures, and the fact that the built capacity of its institutions have been exceeded through the use of temporary and emergency beds – 880 as of March 1, 2018. Historic growth has taxed infrastructure while DOC has no General Fund deferred maintenance budget beyond a minimal Capital Improvement budget for smaller capitalized projects. DOC's facilities operate year-round and around-the-clock, with a population that tests the resilience and serviceability of our buildings and systems. The recent Facility Condition Assessment completed in 2015-16 has identified \$441 million in project needs over the next ten years.

2. What are the key facility-related challenges over the next 10-years? (Please answer in order of priority)

The Department is working toward developing a 10 year plan that addresses building and infrastructure needs. Before we can definitively address the structural needs, we need to identify the changing physical and program needs of our adults in custody. The Department's Destination 2026 is working toward targeting population needs; specifically our aging geriatric population and the growing need to provide drug and alcohol services to our clientele. The Department plans to request money next biennium to develop a strategic 10 year plan, targeting these program needs.

The key facility related challenges include aging facilities, limited funding to address facilities renovation and renewal projects, with a significant back log of deferred maintenance liabilities for our agency over the next 10 years include:

- Multiple roofs throughout the state that are beyond their service life and needing replacement.
- HVAC equipment and control systems that are inefficient and beyond their recommended service life that need replacement and will require ongoing maintenance to meet energy goals established by the Governor's 10 year plan.
- Radio Systems at multiple locations that are outdated and need to be replaced due to equipment manufacturers discontinuing parts support resulting in an inability to maintain the equipment in a reliable operating condition.
- Need for additional cameras at institutions statewide to provide added safety and security for our Adults in Custody as well as the staff that supervise them.
- Electrical distribution and security electronic systems that need upgrade and replacement
- Underground Piping system that are beyond their service life that need replacement

3. What do you need to meet these challenges?

The agency needs improvement and renewal funding reflective of the project needs identified in the recent Facility Condition Assessment, to include project and position funding to complete the recommended renovations and proactively manage any unforeseen failures due to the fragile condition of these critical systems. SB 1067 identifies a \$51M allocation for ODOC to make progress toward eliminating the deferred maintenance and capital renewal backlog. For 19-21, DOC is requesting a total of \$31.3 million in Capital Renewal needs, \$11.7 in Deferred Maintenance needs, \$14 million to replace/upgrade the radio communication system, \$8.6 million for upgraded and new camera systems and \$75 million for a new public safety campus. This is a total ask of \$140.7 million.

BUDGET NARRATIVE

Facilities Maintenance and Management

Purpose

DOC manages and maintains 14 prisons and related facilities across the state. DOC currently owns 353 buildings encompassing approximately 5.45 million square feet. General oversight for facility management and maintenance is the responsibility of the central Facility Services section of the Administrative Services Division. Institution facility operations are administered by local physical plant managers and their staff.

How Achieved

Facility operations and maintenance budgets are approved biennially by the Legislature. These budgets are usually adjusted for inflation. Physical plant budgets for new construction are generally limited to operational costs and minimal funding for routine maintenance. The maintenance budgets for the facilities are generally insufficient to address the deterioration associated with 24-hour, 7-day-per-week facilities, aging physical plants, and the various types of construction materials and systems used in older facilities. For example, the Oregon State Penitentiary was constructed in 1866 and has for some time shown signs of significant wear and tear. Even the more recently-constructed (1995) Snake River Correctional Institution in Ontario has experienced significant physical plant and equipment replacement issues. Lack of adequate funding in the Current Service Level Budget has produced a sizeable list of deferred maintenance needs.

The Department of Administrative Services (DAS) recently hired Faithful & Gould as a private consultant to conduct a statewide Facilities Condition Assessment. According to the assessment (using a 52 percent mark-up for soft costs of design and the security protocols for contractors doing work within our secure environment), DOC has a current need (through 2018) of \$208 million in Capital Improvement and Renewal projects across the state in order to protect and preserve the state owned buildings and related infrastructure. This need will grow to \$428 million by the end of 2028 due to additional Capital Renewal needs and escalation if funding is not received.

The 2017 Legislature approved funding for \$26.3 million to address DOC's most critical projects and an additional \$12 million to upgrade Infrastructure to support Voice Over Internet Protocol (VOIP) as part of a DAS mandatory services contract. While this infusion of financing for these projects and activities was welcomed, the fact remains that DOC does not have a regular biennial budget mechanism to ensure an appropriate maintenance funding level exists for its aging facilities. Without that in place, the only recourse is the biennial Policy Option Package request.

The 2019-21 Agency Request Budget includes the following General Fund items:

- POP 110 – Capital Renewal, Radio Systems, Camera Systems & Deferred Maintenance:
 - Deferred Maintenance \$12,006,202 General Fund

BUDGET NARRATIVE

- POP 119 – Fire Safety Systems
 - Staffing for Safety, OSHA and other regulatory requirements: \$1,167,172 General Fund
 - Facilities Fire Safety Systems \$4,120,223 General Fund

The amounts requested for Capital Renewal and Replacement would continue to address DOC's outstanding liabilities.

*Note: These projects would be completed over the next 6 years and would be financed by the sales of Bonds.

FACILITIES OPERATIONS AND MAINTENANCE REPORT

Facility Plan - Facility O&M/DM Report 107B16b
2019-21 Biennium

Agency Name Oregon Department of Corrections

**Facilities Operations and Maintenance (O&M) Budget
excluding Capital Improvements and Deferred
Maintenance**

	2015-17 Actual	2017-19 LAB	2019-21 Budgeted	2021-23 Projected
Personal Services (PS) Operations and Maintenance	\$38,289,188	\$38,653,372	\$44,814,677	\$49,296,145
Services and Supplies (S&S) Operations and Maintenance	\$11,902,726	\$12,641,689	\$15,968,189	\$16,447,234
Utilities not included in PS and S&S above	\$30,271,829	\$35,637,457	\$32,310,957	\$33,280,286
Total O&M	\$80,463,743	\$86,932,518	\$93,093,823	\$99,023,665
O&M \$/SF	14.51	15.67	16.78	17.85

Total O&M SF \$5,547,006 Include only the SF for which your agency provides O&M funding.

	General Fund	Lottery Fund	Other Funds	Federal Funds
O&M Estimated Fund Split Percentage %	100%			

**Deferred Maintenance Funding In Current
Budget Model**

**Total Short and Long Term Deferred Maintenance Plan
for Facilities Value Over \$1M**

	2019-21 Biennium		Ongoing Budgeted (non POP) 2019-21 Budgeted SB 1067 (2% CRV min.)	Ongoing Budgeted (non POP) 2021-23 Projected SB 1067 (2% CRV min.)
	Current Costs (2018)	Ten Year Projection		
Priorities 1-3 - Currently, Potentially and Not Yet Critical	\$208,525,519	\$428,242,459	\$65,450,495	\$51,030,763
Priority 4 - Seismic & Natural Hazard	\$0	\$0		
Priority 5 - Modernization	\$75,000,000			
Total Priority Need	\$283,525,519	\$428,242,459	\$65,450,495	\$51,030,763
Facility Condition Index (Priority 1-3 Needs/CRV)	11.977%	18.091%	9.212%	7.057%

SB 1067 Guidance Below
If your allocation is < 2%, replace with your value.
ODOC SB 1067 allocation is 2.2% @ \$51,030,763
(minus DM funding in current budget model)

Assets Over \$1M CRV \$2,367,178,927 Current Replacement Value Reported to Risk *or Calculated Replacement Value*
Reported from Facility Conditions Assessment (FCA)

Process/Software for routine maintenance (O&M)	Benchmate CMMS software	Provide narrative
Process/Software for deferred maintenance/renewal	iPlan	Provide narrative
Process for funding facilities maintenance	POPs, LAB	Provide narrative

FACILITIES OPERATIONS AND MAINTENANCE REPORT

Definitions

Facilities Operations and Maintenance Budget	1	The Facilities Operations and Maintenance budget includes costs to operate and maintain facilities and keep them in repair including utilities, janitorial and maintenance costs. Maintenance costs are categorized as external building (roof, siding, windows, etc.); interior systems (electrical, mechanical, interior walls, doors, etc.); roads and ground (groundskeeper, parking lots, sidewalks, etc.) and centrally operated systems (electrical, mechanical, etc.). Agencies with significant facilities may include support staff if directly associated with facilities maintenance activities. Do not include other overhead costs such as accounting, central government charges, etc.
O&M Estimated Fund Split Percentage %	2	Show the fund split by percentage of fund source allocated to facility O&M for your agency
Total Short and Long Term Maintenance and Deferred Maintenance Plan for Facilities Value Over \$1M	3	All Maintenance excluding routine O&M costs. 19-21 and 21-23 auto-populates with 2% of the sum of your agency portfolio's CRV. Written to deliver on SB 1067: SECTION 9. (1) Each biennium, the Governor shall propose as part of the Governor's recommended budget an amount for deferred maintenance and capital improvements on existing state-owned buildings and infrastructure that is equivalent to at least two percent of the current replacement value of the state-owned buildings and infrastructure.
Priority One: Currently Critical	4	From the Budget Instruction: Priority One projects are conditions that require immediate action in order to address code and accessibility violations that affect life safety. Building envelope issues (roof, sides, windows and doors) that pose immediate safety concerns should be included in this category.
Priority Two: Potentially Critical	5	From the Budget Instruction: Priority Two projects are to be undertaken in the near future to maintain the integrity of the facility and accommodate current agency program requirements. Included are systems that are functioning improperly or at limited capacity, and if not addressed, will cause additional system deterioration and added repair costs. Also included are significant building envelope issues (roof, sides, windows and doors) that, if not addressed, will cause additional system deterioration and added repair costs.
Priority Three: Necessary - Not yet Critical	6	From the Budget Instructions: Priority Three projects could be undertaken in the near to mid-term future to maintain the integrity of a building and to address building systems, building components and site work that have eached or exceeded their useful life based on industry standards, but are still functioning in some capacity. These projects may require attention currently to avoid deterioration, potential downtime and consequently higher costs if corrective action is deferred.
Priority Four: Seismic and Natural Hazard Remediation	7	From the Budget Instructions: Priority Four projects improve seismic performance of buildings constructed prior to 1995 building code changes to protect occupants, minimize building damage and speed recovery after a major earthquake. Projects also include those that mitigate significant flood hazards.
Priority Five: Modernization	8	From the Budget Instructions: Priority Five projects are alterations or replacement of facilities solely to implement new or higher standards to accommodate new functions, significantly improve existing functionality as well as replacement of building components that typically last more than 50 years (such as the building structure or foundations). These standards include system and aesthetic upgrades which represent sensible improvements to the existing condition. These projects improve the overall usability and reduce long-term maintenance requirements. Given the significant nature of these projects, the work typically addresses deficiencies that do not conform to current codes, but are 'grandfathered' in their existing condition to the extent feasible.
Facility Condition Index	9	A calculated measure of facility condition relative to its current replacement value (expressed as a percentage)

BUDGET NARRATIVE

This page intentionally left blank.

SUMMARY OF SECRETARY OF STATE AUDITS DIVISION AND
JOINT LEGISLATIVE AUDIT COMMITTEE AUDIT REPORTS
JULY 1, 2009 TO DATE

DATE REPORT
ISSUED NUMBER

08/26/2009 State Cell Phone Plans: Closer Attention to Usage Could Create Savings

Purpose

We evaluated use patterns to determine whether state agencies were using cell phones efficiently.

Recommendation

We recommend:

- Obtain, from vendors, cell phone billing and usage reports that identify cost saving opportunities and share those formats and analyses with other agencies as opportunities arise;
- Regularly review cell phone bills and vendor reports to identify zero use phones and usage patterns that indicate a line should be terminated or a plan should be adjusted;
- Update cell phone inventories now and immediately turn off all phones unaccounted for; and
- Update inventories periodically in the future, including accounting for phone returns and line terminations for separating employees.

Response

The department agrees. DOC is currently working on the process to import billing information provided by its cell providers into its Telsoft call accounting software. This will create a central repository of billing information that will be used to provide monthly reports to managers for review of their staff's usage. Once implemented, DOC will gain an additional level of monitoring of cell phone usage. DOC has encountered challenges in this process such as the providers' ability to provide this information in a usable digital format. DOC will be willing to help other agencies implement this solution.

The department agrees. DOC already demonstrated success in assigning the correct service plans to phones. The department will increase efforts of reviewing its top users, in both cost and minutes, to optimize the assigned billing plans. DOC hopes the implementation of its central billing repository referred to above will also assist in increasing effectiveness in this area. DOC has proactively moved the majority of the cell service into pooled minute's service plans. This eliminates unexpected costs if a cell phone is used outside of its lesser cost service plan. The department will continue to review the staff usage for cost abnormalities, and the vendor services options to meet the business requirements within the best rate plan.

SUMMARY OF SECRETARY OF STATE AUDITS DIVISION AND
JOINT LEGISLATIVE AUDIT COMMITTEE AUDIT REPORTS
JULY 1, 2009 TO DATE

DATE REPORT
ISSUED NUMBER

The department agrees. DOC is in the process of implementing new inventory and verification processes. A new inventory form for each cellular device will be sent to the responsible manager for inventory verification and to validate the current employee is in possession of the phone issued. This process will allow DOC to verify which staff each phone is assigned to. The staff member's manager will maintain a copy of the signed inventory form. The returned forms will be compared against the cell phone billing statements and will allow DOC to identify and address any anomalies. Unaccounted for cell phones will have their service cancelled.

The department agrees. DOC has updated its cell phone policy including clarifying responsibilities when staff separate from the department. The policy prohibits redistribution of cell phones between staff when the staff terminates employment or no longer needs the cellular device. These policies and enhanced management processes will improve inventory and tracking of cell phones. Monthly reports will be sent to managers detailing their staff's cell phone usage. This will allow them to track inventories at the same time.

01/07/2010 Audit Management Letter for Selected Financial Accounts for the Year Ended June 30, 2009

Purpose

This audit work was not a comprehensive audit of the department. Instead, the audit work performed allowed us, in part, to achieve the following objectives: (1) express an opinion on whether the financial statements contained in the State of Oregon's Comprehensive Annual Financial Report were fairly presented, in all material respects, in conformity with generally accepted accounting principles; (2) determine whether the state's internal controls provided reasonable assurance of proper accounting, financial reporting, and legal compliance of transactions; and (3) determine whether the state has complied with applicable legal requirements that may have a direct and material effect on the state's financial statements.

Recommendation

None

Response

No response required.

SUMMARY OF SECRETARY OF STATE AUDITS DIVISION AND
JOINT LEGISLATIVE AUDIT COMMITTEE AUDIT REPORTS
JULY 1, 2009 TO DATE

DATE REPORT
ISSUED NUMBER

**12/15/2010 Statewide Single Audit – ARRA State Fiscal Stabilization Fund (SFSF) – Government Services,
Contracted by Secretary of State through Moss Adams, LLP**

Purpose

We determined whether the Department of Corrections substantially complied with the federal requirements relevant to the following federal program:

ARRA – State Fiscal Stabilization Fund (SFSF) – Government Services

Recommendation

None

Response

No response required.

12/2010 Administration of Earned Time

Purpose

During the 2010 Special Session, the Legislature directed the Secretary of State to conduct an audit of earned time to evaluate the actual and potential impacts of the program; assess the Department of Corrections' compliance with statutes and its rules, policies and procedures; and to analyze best practices among similar programs in other jurisdictions.

Recommendation

We recommend that the Oregon Department of Corrections clarify its earned time rules, policies and guidance; and review its procedures for assigning inmates to programs and disciplining them for rule violations in the four months prior to release.

We recommend the Department take the following actions to improve its administration of earned time:

SUMMARY OF SECRETARY OF STATE AUDITS DIVISION AND
JOINT LEGISLATIVE AUDIT COMMITTEE AUDIT REPORTS
JULY 1, 2009 TO DATE

DATE REPORT
ISSUED NUMBER

1. Develop clear policy and guidance to address:
 - the definitions of a program failure and refusal;
 - the identification of all required Oregon Corrections Plan programs;
 - the definitions, use and management of program exit codes; and
 - treatment of disciplinary segregation.
2. Ensure that its rules and purpose statement are appropriately aligned.
3. Review program enrollment procedures to ensure that willing inmates are entered into programs mandated by their Oregon Corrections Plan.
4. Revise administrative rules to consistently address inmate accountability for misconduct during the four months prior to release.

Response

Develop clear policies and guidance to address the definition of program failures and refusal

The department partially agrees with this recommendation. Current policies and rules provide “guidance” on the definition of compliance; however, practices between institutions and counselors may appear inconsistent without adequate documentation.

Develop clear policies and guidance to address the identification of all required Oregon Corrections Plan programs

The department agrees with this recommendation and is already taking steps to clarify required programming for inmates in its care and custody. The department acknowledges the auditors found instances where programs currently defined as “required” were not accurately listed on the OCP. The auditors correctly observed the absence of a desk and/or training manual for counselors and for the use of CIS. The department agrees these will be valuable tools for staff.

SUMMARY OF SECRETARY OF STATE AUDITS DIVISION AND
JOINT LEGISLATIVE AUDIT COMMITTEE AUDIT REPORTS
JULY 1, 2009 TO DATE

DATE REPORT
ISSUED NUMBER

Develop clear policies and guidance to address the definition, use and management of program exit codes

The department agrees with this recommendation and has already taken steps to improve the definitions, use and management of exit codes. As noted in the audit report, CIS continued to allow the entry of exit codes eliminated as early as 2004 through part of 2009. On March, 1, 2010, a list of program exit codes was updated and posted on the universal drive, accessible to all staff regardless of work unit. This list identifies 30 approved codes and categorizes the exit codes by administrative actions.

Develop clear policies and guidance to address the treatment of disciplinary segregation

The department partially agrees with the recommendation. Current rules provide the structure necessary for an inmate's misconduct to result in an inmate failing to earn earned time associated with the institutional conduct portion of the earned time calculation. In addition, the proposed Correctional Case Management policy includes direction on how to address compliance in the case of an inmate whose behavior prevents him/her from being offered or placed into a mandated or required program. The Department does not agree an inmate's program compliance is necessarily impacted by their placement in segregation as some inmates are able to participate in OCP required/mandated programs.

Ensure the Departments rules and purpose statement are appropriately aligned

The department agrees with this recommendation and will convene a group, including DOJ counsel and representatives from the Criminal Justice Commission, to review the rules in comparison to the purpose statement. As indicated by the auditors, earned time was established in Oregon in 1989 and while the rules have been updated and modified through initiative and legislation in the last 21 years, the purpose statement has not been reviewed.

Review program enrollment procedures to ensure willing inmates are entered into programs mandated by their Oregon Corrections Plan

The department partially agrees with this recommendation and is currently engaged in a review and rewrite of OAR 291, Division 113, Workforce Development and Education Programs. The department does not agree the current enrollment procedures prevent "willing" inmates from participating in programming nor does it agree "willingness" is the only factor it

SUMMARY OF SECRETARY OF STATE AUDITS DIVISION AND
JOINT LEGISLATIVE AUDIT COMMITTEE AUDIT REPORTS
JULY 1, 2009 TO DATE

DATE REPORT
ISSUED NUMBER

is required to consider when enrolling inmates in department-offered programs. The biggest challenge for enrolling inmates into programs remains, and will continue to be, the reality there are more inmates in need of programming than there are programming opportunities. At its most basic, this is the challenge of demand exceeding supply and the resources necessary to increase that supply.

Revise administrative rules to consistently address inmate accountability for misconduct during the four-months prior to release

The department partially agrees with this recommendation. The department agrees to review its rules as they relate to the assumption of compliance at the final review conducted four months prior to an inmate's release. The department does not agree with the suggestion it fails to address inmate misconduct in the last four months of incarceration as seriously as it does during the prior period of incarceration.

Conclusion

The results of the audit found the department and its staff to be in compliance with the law and identified a savings to the State of Oregon of at least \$25 million through the use and correct application of earned time. The department welcomes the new perspective and information provided by the Secretary of State audit team and acknowledges it is both prudent and necessary to routinely review all rules, policies, procedures and practices.

01/03/2011 Audit Management Letter for Selected Financial Accounts for the Year Ended June 30, 2010

Purpose

This audit work was not a comprehensive audit of the department. We performed this audit work as part of our annual statewide financial audit. The objective of the statewide audit was to express an opinion on whether the financial statements contained in the State of Oregon's Comprehensive Annual Financial Report were fairly presented, in all material respects, in conformity with generally accepted accounting principles.

SUMMARY OF SECRETARY OF STATE AUDITS DIVISION AND
JOINT LEGISLATIVE AUDIT COMMITTEE AUDIT REPORTS
JULY 1, 2009 TO DATE

DATE REPORT
ISSUED NUMBER

Recommendation

None

Response

No response required.

02/01/2012 Audit Management Letter for Statewide Single Audit of Selected Federal Programs for the Year Ended June 30, 2011

Purpose

This audit work was not a comprehensive audit of the department. We performed this audit work as part of our annual statewide financial audit. The objectives of the statewide single audit were to: (1) determine whether the department has complied with laws, regulations, contracts or grants that could have a direct and material effect on the selected federal program, and (2) determine whether the department has effective internal controls over compliance with the laws, regulations, contracts and grants applicable to the selected federal program.

Recommendation

None

Response

No response required.

12/12/2011 Audit Management Letter for Selected Financial Accounts for the Year Ended June 30, 2011

Purpose

This audit work was not a comprehensive audit of the department. We performed this audit work as part of our annual statewide financial audit. The objective of the statewide audit was to express an opinion on whether the financial

SUMMARY OF SECRETARY OF STATE AUDITS DIVISION AND
JOINT LEGISLATIVE AUDIT COMMITTEE AUDIT REPORTS
JULY 1, 2009 TO DATE

DATE REPORT
ISSUED NUMBER

statements contained in the State of Oregon's Comprehensive Annual Financial Report were fairly presented, in all material respects, in conformity with generally accepted accounting principles.

Recommendation

None

Response

No response required.

02/10/2012 Agencies Ensured Contracts with Former State Employees Were Properly Awarded

Purpose

In response to a 2011 highly-publicized instance of questionable contracting practices, at the request of the Department of Administrative services, we began an audit of personal services contracts awarded to former state employees. We reviewed personal services contracts with former state employees at 10 agencies, as well as personal services contracting practices at a board and a commission.

Recommendation

No statewide recommendations and no recommendations specific to the Department of Corrections.

Response

No response required.

07/24/2012 Department of Corrections: Managing Security Personnel Costs

Purpose

The objective of our audit was to determine if the department could reduce personnel costs through better administrative practices.

SUMMARY OF SECRETARY OF STATE AUDITS DIVISION AND
JOINT LEGISLATIVE AUDIT COMMITTEE AUDIT REPORTS
JULY 1, 2009 TO DATE

DATE REPORT
ISSUED NUMBER

Recommendation

We recommend that the department:

1. Ensure that the calculation and management of the post factor employ sound practices and the best, most reliable data available, such as:
 - Using actual employee payroll hours;
 - Assessing staff availability by institution and classification; and
 - Monitoring the post factor of individual institutions as well as the overall department post factor.
2. Revise current data collection methods for identifying overtime causes to allow more meaningful analysis. Specific examples include obtaining more information on unplanned workload, such as hospital watches, and using broad categories such as changes in workload, planned absences, unplanned absences, and vacant position as contributing factors to the need for overtime.

Response

Recommendation #1:

The department generally agrees. The department is in the process of changing operational policies and practices with institution staff deployment offices, which will enable the department to provide a more accurate reflection of individual staff assignments and overtime assignments. This will provide a more consistent application of DOC staff deployment practices and more accurately capture staff payroll hours, leave usage and reasons for overtime. This will also assist in placing staff in assignments based upon correct classification, as well as those staff having proper training credentials for certain post assignments.

The recommendation to monitor the post factor for individual institutions as well as the overall department would be beneficial in the assignment of overtime dollars. Breaking down leave by institution may assist those facilities who have a higher percentage of senior staff. The department would be best served by having a consistent relief factor for five-day and seven-day posts; staffing variances could be addressed with an overtime funding reallocation.

In regards to the methodology used in this report for calculating the relief factor for five-day and seven-day posts, the department would like to further explore how staff vacancies should be captured and calculated into the relief factor. While

SUMMARY OF SECRETARY OF STATE AUDITS DIVISION AND
JOINT LEGISLATIVE AUDIT COMMITTEE AUDIT REPORTS
JULY 1, 2009 TO DATE

DATE REPORT
ISSUED NUMBER

the use of actual payroll data captures the behavior of current employees, it overlooks the void created by holding positions vacant. A vacancy factor does reduce the availability of staff for post assignment. Vacant posts have to be covered by overtime or by assigning relief staff who would normally provide relief for staff on vacation, training or other types of leave. The position vacancy rate should be part of the relief factor. Taking “time needed to fill a vacancy” into account when developing the post relief factor is recommended in the National Institute of Corrections Net Annual Work Hours Model (Chapter 8, page 40).

The relief factor noted for staff training is also a concern. The department does not dispute the actual staff training of 25 hours for this period of review. However, the department would like to recognize that due to severe budget reductions and constraints over the last two biennia, the department has consciously restricted training hours below the number of hours necessary to maintain a workforce that is well versed and prepared to respond to issues and challenges inherent in running correctional institutions. A long-term approach to staff training would include funding for 40 hours of annual in-service training for all veteran staff, a six-week training program for all new correctional officers, and hours for instructors. Finally, a comprehensive plan should include hours for specialty skills to provide for properly trained staff in the areas of Tactical Emergency Response Teams, Crisis Negotiators, Emergency Staff Services, and Honor Guard functions.

The relief factor calculation in this report included actual vacation hours rather than accrued vacation hours. DOC employees can bid all of the vacation hours to which they are entitled. If DOC management denies the requested vacation, the agency must pay the denied time out to employees. Therefore, DOC has a financial liability for all accrued vacation hours, whether taken as time off or paid out, which is why we respectfully disagree with the Secretary of State’s statement that we inappropriately requested policy option packages for post relief factor.

Recommendation #2:

The department agrees. As noted in the above recommendation, the recent change in the staff deployment policy and operational practices will provide a more consistent application and accurate reflection of staffing needs for individual institutions. Having staff deployment coordinators assign the majority of relief staff to vacant positions, reducing the workload on shift supervisors, and reducing their need for discretionary assignments and movement of staff will assist the department in accurately capturing leave codes.

SUMMARY OF SECRETARY OF STATE AUDITS DIVISION AND
JOINT LEGISLATIVE AUDIT COMMITTEE AUDIT REPORTS
JULY 1, 2009 TO DATE

DATE REPORT
ISSUED NUMBER

12/01/2012 Audit Management Letter for Selected Financial Accounts for the Year Ended June 30, 2012

Purpose

This audit work was not a comprehensive audit of the department. We performed this audit work as part of our annual statewide financial audit. The objective of the statewide audit was to express an opinion on whether the financial statements contained in the State of Oregon's Comprehensive Annual Financial Report were fairly presented, in all material respects, in conformity with generally accepted accounting principles.

Recommendation

None

Response

No response required.

8/6/2013 Department of Corrections: Treatment of the Highest-risk Offenders Can Avoid Costs

Purpose

Our audit objective was to determine whether the estimated benefits of providing substance abuse treatment to the highest-risk released offenders exceed the costs. We focused on the estimated benefits and costs associated with offenders released from 2008 through 2011.

Recommendation

We recommend the Department of Corrections management:

1. Work with county community corrections agencies and the Legislature to coordinate funding and track resources to provide substance abuse treatment for the highest-risk offenders wherever possible.

2. Explore utilizing expanded Medicaid funding for substance abuse treatment for released offenders and consider integrating Medicaid eligibility review into release planning.

SUMMARY OF SECRETARY OF STATE AUDITS DIVISION AND
JOINT LEGISLATIVE AUDIT COMMITTEE AUDIT REPORTS
JULY 1, 2009 TO DATE

DATE REPORT
ISSUED NUMBER

Response

Recommendation #1:

The department agrees. The department will provide the legislature with information about how counties use community corrections grant-in-aid dollars. While the department does not direct or authorize how counties supervise offenders or appropriate dollars to specific programs, the department does provide research, data, and technical assistance to the counties on effective ways to assess offenders and balance resources between supervision, sanctions, and services.

Recommendation #2:

The department generally agrees. For the majority of offenders in the community corrections system, counties determine eligibility for Medicaid and all other federal and state funding-match programs. However, in Linn and Douglas counties, the Oregon Department of Corrections directly supervises offenders and strives to enroll offenders in Medicaid whenever possible.

The department also agrees that Medicaid eligibility determinations need to be incorporated into release planning, and we are working with the Oregon Health Authority to explore a two-phase implementation process.

Additionally, the department is hiring a re-entry benefits coordinator who will focus on developing processes to pre-qualify inmates nearing release for Medicaid, Medicare, veterans' benefits, social security, and other such benefits for which they may qualify. This position will also serve to ensure releasing inmates are effectively linked to these and other supportive services.

SUMMARY OF SECRETARY OF STATE AUDITS DIVISION AND
JOINT LEGISLATIVE AUDIT COMMITTEE AUDIT REPORTS
JULY 1, 2009 TO DATE

DATE REPORT
ISSUED NUMBER

12/31/2013 Audit Management Letter for Selected Financial Accounts for the Year Ended June 30, 2013

Purpose

This audit work was not a comprehensive audit of the department. We performed this audit work as part of our annual statewide financial audit. The objective of the statewide audit was to express an opinion on whether the financial statements contained in the State of Oregon's Comprehensive Annual Financial Report were fairly presented, in all material respects, in conformity with generally accepted accounting principles.

Recommendation

None

Response

No response required.

12/30/2014 Audit Management Letter for Selected Financial Accounts for the Year Ended June 30, 2014

Purpose

This audit work was not a comprehensive audit of the department. We performed this audit work as part of our annual statewide financial audit. The objective of the statewide audit was to express an opinion on whether the financial statements contained in the State of Oregon's Comprehensive Annual Financial Report were fairly presented, in all material respects, in conformity with generally accepted accounting principles.

Recommendation

None

Response

No response required.

SUMMARY OF SECRETARY OF STATE AUDITS DIVISION AND
JOINT LEGISLATIVE AUDIT COMMITTEE AUDIT REPORTS
JULY 1, 2009 TO DATE

DATE REPORT
ISSUED NUMBER

01/07/2016 Audit Management Letter for Selected Financial Accounts for the Year Ended June 30, 2015

Purpose

This audit work was not a comprehensive audit of the department. We performed this audit work as part of our annual statewide financial audit. The objective of the statewide audit was to express an opinion on whether the financial statements contained in the State of Oregon's Comprehensive Annual Financial Report were fairly presented, in all material respects, in conformity with generally accepted accounting principles.

Recommendation

None

Response

No response required.

02/10/2017 Audit Management Letter for Selected Financial Accounts for the Year Ended June 30, 2016

Purpose

This audit work was not a comprehensive audit of the department. We performed this audit work as part of our annual statewide financial audit. The objective of the statewide audit was to express an opinion on whether the financial statements contained in the State of Oregon's Comprehensive Annual Financial Report were fairly presented, in all material respects, in conformity with generally accepted accounting principles.

Recommendation

We recommend management ensure adequate procedures are in place to ensure the annual inventory is accurate and reliable.

Response

No response required.

SUMMARY OF SECRETARY OF STATE AUDITS DIVISION AND
JOINT LEGISLATIVE AUDIT COMMITTEE AUDIT REPORTS
JULY 1, 2009 TO DATE

DATE REPORT
ISSUED NUMBER

02/01/2018 Audit Management Letter for Selected Financial Accounts for the Year Ended June 30, 2017

Purpose


This audit work was not a comprehensive audit of the department. We performed this audit work as part of our annual statewide financial audit. The objective of the statewide audit was to express an opinion on whether the financial statements contained in the State of Oregon's Comprehensive Annual Financial Report were fairly presented, in all material respects, in conformity with generally accepted accounting principles.

Recommendation

None

Response

No response required.



Affirmative Action Plan

2017-2019 Biennium

Oregon Department of Corrections

2575 Center Street NE

Salem, OR 97301-4667

Director: Colette S. Peters



List of Institutions

Coffee Creek Correctional Institution



Wilsonville, Oregon
CCCF

Powder River Correctional Facility



Baker City, Oregon
PRCF

Columbia River Correctional Institution



Portland, Oregon
CRCI

Santiam Correctional Institution



Salem, Oregon
SCI

Deer Ridge Correctional Institution



Madras, Oregon
DRCI

Shutter Creek Correctional Institution



North Bend, Oregon
SCCI

Eastern Oregon Correctional Institution



Pendleton, Oregon
EOCI

Snake River Correctional Institution



Ontario, Oregon
SRCI

Mill Creek Correctional Facility



Salem, Oregon
MCCF

South Fork Forest Camp



Tillamook, Oregon
SFCC

Oregon State Correctional Institution



Salem, Oregon
OSCI

Two Rivers Correctional Institution



Umatilla, Oregon
TRCI

Oregon State Penitentiary



Salem, Oregon
OSP

Warner Creek Correctional Facility



Lakeview, Oregon
WCCF

Community Corrections

Linn County

Douglas County

Table of Contents

Cover Letter	5
I. Description of Agency	6
A. Mission and Objectives	6
B. Name of Agency Director	7
C. Name of Governor’s Policy Advisor for DOC	7
D. Name of Affirmative Action Representative	7
E. Diversity and Inclusion Staff	8
F. Organizational Chart	9
II. Affirmative Action Plan	15
A. Agency Affirmative Action Plan Statement	15
B. Agency Diversity and Inclusion Statement	15
C. Training, Education, and Development Plan (TEDP)	16
i. Employees	16
ii. Volunteers and Contractors	21
D. Programs	28
i. Internship Program(s)	28
ii. Mentorship Program(s)	31
iii. Community Outreach Program(s)	33
iv. Diversity Awareness Program(s)	42
v. Leadership Development/Training Programs	47
vi. Additional Programs	48

E. Executive Order 16-09 Updates	50
i. Respectful Leadership Training (Diversity, Equity, and Inclusion)	50
ii. Statewide Exit Interview Survey	52
iii. Performance Evaluations of all Management Personnel	54
F. Status of Contracts to Minority Businesses (ORS 659A.015)	55
III. Roles for Implementation of Affirmative Action Plan	57
A. Responsibility and Accountability	57
i. Director/Administrators	57
ii. Managers/Supervisors	58
iii. Affirmative Action Representative	59
IV. July 1, 2015 - June 30, 2016	60
A. Accomplishments	60
B. Progress Made or Lost Since Previous Biennium	62
V. July 1, 2017 - June 30, 2019	70
A. Goals for your Affirmative Action Plan	70
B. Strategies and Time Lines for Achieving Your Goals	73
VI. Appendix A – State Policy Documentation	75
VII. Appendix B – Federal Policy Documentation	75
VIII. Appendix C – Agency Policy Documentation	75

Tables

Table 1. Gender Workforce Demographics by Division _____ 10

Table 2. Ethnic Workforce Demographics by Division _____ 10

Table 3. Disabled Workforce Demographics by Division _____ 10

Table 4. Veteran Workforce Demographics by Division _____ 10

Table 5. Positions by EEO-4 Category for Each Division _____ 11

Table 6. Volunteer Breakdown by Functional Unit _____ 25

Table 7. Gender Breakdown of Volunteers _____ 26

Table 8. Gender: Volunteer, Inmate, and Community Comparison _____ 26

Table 9. Ethnic Breakdown of Volunteers _____ 27

Table 10. Ethnicity: Volunteer, Inmate, and Community Comparison _____ 27

Table 11. Diversity and Inclusion Internship History _____ 28

Table 12. Targeted Community Outreach: Identified Community Groups _____ 36

Table 13. Exit Survey Response Demographics: Ethnicity _____ 52

Table 14. Exit Survey Response Demographics: Gender _____ 52

Table 15. Exit Survey Response Demographics: Veteran _____ 53

Table 16. Exit Survey Response Demographics: Disability _____ 53

Table 17. Rate of Contracts to Minority Businesses: Number of Contracts _____ 55

Table 18. Rate of Contracts to Minority Businesses: Money Spent on Contracts _____ 56

Table 19. All New Hires: Females and Minorities _____ 63

Table 20. Non-Security New Hires: Females and Minorities _____ 64

Table 21. Security New Hires: Females and Minorities _____ 65

Table 22. All Promotions: Females and Minorities _____ 66

Table 23. Non-Security Promotions: Females and Minorities _____ 67

Table 24. Security Promotions: Females and Minorities _____ 68

Table 25. Underrepresented Applicant Pool _____ 69

Cover Letter



Oregon

Kate Brown, Governor

Oregon Department of Corrections

Office of the Director
2575 Center Street NE
Salem, OR 97301-4667
Voice: 503-945-0927
www.oregon.gov/DOC



September 15, 2016

Serena Stoudamire Wesley
Director of Equity and Community Engagement

State of Oregon, Office of the Governor
255 Capitol Street NE Ste. 126
Salem, OR 97310

Dear Ms. Stoudamire Wesley,

The Department of Corrections would like to notify you of its commitment to building an organization that values and respects the positive changes that diversity, equity, and inclusion bring to an organizational culture.

DOC strongly believes that diversity in the workforce is of key importance in achieving the agency's mission, vision and values. Through the use of Diversity and Inclusion, Affirmative Action, and Equal Employment Opportunity, the Department of Corrections has the opportunity to make great leaps and bounds in creating a culture of respect and inclusion for all staff and associates. By recruiting and retaining a diverse staff population, we can ensure that the staff working at the DOC are the best and the brightest.

It is with great honor that I take this opportunity to reaffirm our agency's dedication to fulfilling the goals and objectives outlined within the 2017-2019 Affirmative Action Plan.

Sincerely,

Colette S. Peters
Director

Oregon Department of Corrections

I. Description of Agency

A. Mission and Objectives

Mission:

The Mission of the Oregon Department of Corrections (DOC) is to promote public safety by holding offenders accountable for their actions and reducing the risk of future criminal behavior.

Shared Vision:

We serve our communities and protect the public by:

Valuing Employee Wellness

Employee wellness is supported at every level. We continuously encourage a high standard of overall health. A balance between work and personal life is maintained. These values are reflected in our practices.

Engaging Employees

We work in a culture of respect and diversity, and our team communicates positively and openly. We are dedicated, empowered, supported, and have built a strong organization.

Operating Safe Facilities

We are innovative leaders who take pride in the work we do and the service we provide. We use proven practices to encourage and maintain a positive, safe, and healthy workplace.

Implementing Innovative Business Practices

We are a dynamic organization that is data-driven and achieves outcomes using innovation, evidence-based practices, and progressive technologies.

Preparing Offenders for Reentry

We provide meaningful work experiences, education, programs, and opportunities for offenders to develop pro-social life skills to become productive citizens. We continue to lower the recidivism rate. We recognize offenders can change. We promote healthy relationships that play an important role in an offender's incarceration, successful reentry, and community supervision.

Partnering with Our Stakeholders

We build relationships with our stakeholders by fostering communication through an open exchange of information. We work together to return offenders

as law-abiding, productive community members, and to reduce future victimization.

This vision supports our mission and is how we will be known.

Core Values:

- Integrity and Professionalism
- Dignity and Respect
- Safety and Wellness
- Fact-Based Decision Making
- Positive Change
- Honoring Our History
- Stewardship

**The agency uses Shared Vision and Core Values in place of Objectives*

B. Agency Director

Colette S. Peters

Director, Oregon Department of Corrections
2575 Center Street SE, Salem, OR 97301-4667
(503) 945-0927

C. Governor’s Policy Advisor for DOC

Heidi Moawad

Public Safety Policy Advisor, Office of the Governor
Heidi.Moawad@state.or.us
(503) 986-6550

D. Agency Affirmative Action Officer

Gary Sims

Diversity and Inclusion Administrator, Oregon Department of Corrections
2767 22nd Street SE, Salem, OR 97302-1553
(503) 378-2349

E. Diversity and Inclusion Staff

Gary Sims – Diversity and Inclusion Administrator

Gary.Sims@doc.state.or.us

(503) 378-2349

Michele Malick – Diversity and Inclusion Administrator Direct Support

Michele.L.Malick@doc.state.or.us

(503) 378-2364

Katie Stewart – Diversity and Inclusion Program Support

Katie.E.Stewart@doc.state.or.us

(503) 378-2367

Lorena Garcia – Diversity and Inclusion Office Support (Temporary)

Lorena.Garcia@doc.state.or.us

(503) 378-2368

Patrick Vance – Diversity Coordinator (Retiree Temporary)

Patrick.M.Vance@doc.state.or.us

(503) 378-2362

Cecil Cross – Diversity and Inclusion Cultural Competency Trainer (Job Rotation Expired)

Cecil.K.Cross@doc.state.or.us

(541)881-4839

Katharine Dumitru – Diversity and Inclusion Office Support (Temporary)

Katharine.N.Dumitru@doc.state.or.us

(503) 378-2365

Institution Diversity Coordinators

CCCF – Lisa Arrington

CRCI – Jennifer Carsner

DRCI – Marian Geils

EOCI – Nina Sobotta

MCCF – Brent Eriksen

OSCI – Carissa Casper

OSP – Brent Eriksen

PRCF – Veronica Johnson

SCI – Susi Hodgjin

SCCI – Claudia Wells

SRCI – Sara Serrano

SFFC – Jennifer Carsner

TRCI – Arnell Eynon

WCCF – Brenda Johnson

Oregon Department of Corrections

Central Administration Organizational Chart

December 19, 2016

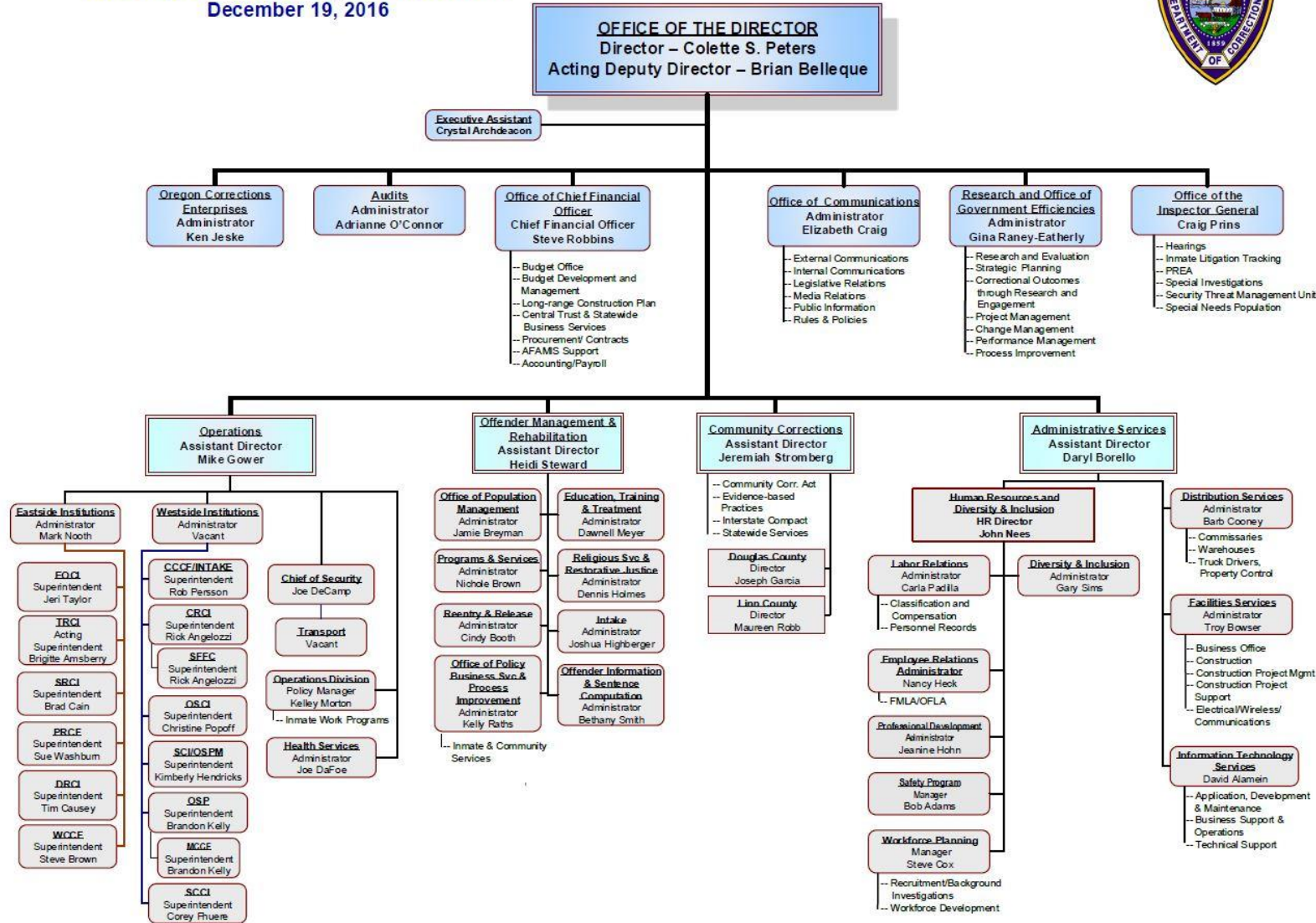


Table 1. Gender Workforce Demographics by Division

Gender	Total Employees	Men	Women	%
Administrative Services Division	242	148	94	38.8%
Community Corrections Division	68	32	36	52.9%
Director's Office	152	55	97	63.8%
Offender Management & Rehabilitation Division	184	51	133	72.3%
Operations Division	3784	2653	1131	29.9%
DOC Total	4430	2939	1491	33.7%

Table 2. Ethnic Workforce Demographics by Division

Ethnicity	Total Employees	White	Minority	%
Administrative Services Division	242	214	28	11.6%
Community Corrections Division	68	65	3	4.4%
Director's Office	152	137	15	9.9%
Offender Management & Rehabilitation Division	184	159	25	13.6%
Operations Division	3784	3294	490	12.9%
DOC Totals	4430	3869	561	12.7%

Table 3. Disabled Workforce Demographics by Division

Disabled	Total Employees	Disabled	%
Administrative Services Division	242	3	1.2%
Community Corrections Division	68	1	1.5%
Director's Office	152	2	1.3%
Offender Management & Rehabilitation Division	184	0	0.0%
Operations Division	3784	34	0.9%
DOC Total	4430	40	0.9%

Table 4. Veteran Workforce Demographics by Division

Veteran	Total Employees	Veterans	%
Administrative Services Division	242	22	9.1%
Community Corrections Division	68	4	5.9%
Director's Office	152	12	7.9%
Offender Management & Rehabilitation Division	184	6	3.3%
Operations Division	3784	444	11.7%
DOC Total	4430	488	11.0%

Table 5. Positions by EEO-4 Category for Each Division

EEO-4	Class No	Class Title	Admin. Services Division	Community Corrections Division	Director's Office	Offender Management & Rehabilitation Division	Operations Division	Total
A01	7000	Principal Executive/Manager A					1	1
A01	7002	Principal Executive/Manager B	6		1	3	9	19
A01	7004	Principal Executive/Manager C	2	3	1	2	25	33
A02	0866	Public Affairs Specialist 3			1			1
A02	7006	Principal Executive/Manager D	2	1	2	2	31	38
A02	7008	Principal Executive/Manager E	9	3	3	1	12	28
A02	7010	Principal Executive/Manager F	4		2	7	29	42
A02	7012	Principal Executive/Manager G	4			1	2	7
A02	7014	Principal Executive/Manager H		1	4	1	7	13
A02	7016	Principal Executive/Manager I			2			2
A02	7519	Clinical Director					1	1
B02	0866	Public Affairs Specialist 3			1			1
B04	6214	Institution RN					210	210
B04	6241	Nurse Manager					12	12
B04	6255	Nurse Practitioner					21	21
B04	6257	Physician Assistant					1	1
B04	6260	Pharmacist					7	7
B04	6268	Clinical Dietician					1	1
B04	6531	Mental Health Specialist					2	2
B04	6720	Psychiatric Social Worker					53	53
B05	7510	Dentist					22	22
B05	7511	Supervising Dentist					1	1
B05	7514	Corr. Physician Specialist					20	20
B07	0435	Procurement and Contract Assistant			2			2
B07	0436	Procurement and Contract Specialist 1			1			1
B07	0437	Procurement and Contract Specialist 2			5			5
B07	0438	Procurement and Contract Specialist 3			5			5
B09	1117	Research Analyst 3			3			3
B09	1118	Research Analyst 4			1			1
B10	0861	Program Analyst 2					1	1
B10	1319	Human Resource Assistant	3					3
B10	1320	Human Resource Analyst 1	5					5
B10	1321	Human Resource Analyst 2	8					8

EEO-4	Class No	Class Title	Admin. Services Division	Community Corrections Division	Director's Office	Offender Management & Rehabilitation Division	Operations Division	Total
B10	1322	Human Resource Analyst 3	15					15
B10	1338	Training - Development Spec. 1	3					3
B10	1339	Training - Development Spec. 2	10					10
B11	5232	Investigator 2	4				1	5
B11	5238	Inspector 2			11			11
B11	5239	DOC Inspector 3			4			4
B12	1483	Information Systems Spec. 3	5		1			6
B12	1485	Information Systems Spec. 5	38					38
B12	1486	Information Systems Spec. 6	8					8
B12	1487	Information Systems Spec. 7	22		2			24
B12	1488	Information Systems Spec. 8	3					3
B12	5238	Inspector 2			1			1
B13	1519	Correctional Hearings Officer			10			10
B15	1215	Accountant 1			2			2
B15	1216	Accountant 2			3			3
B15	1217	Accountant 3			1			1
B15	1218	Accountant 4			1			1
B15	1243	Fiscal Analyst 1			1			1
B15	1244	Fiscal Analyst 2			5			5
B15	1245	Fiscal Analyst 3			3		1	4
B15	5618	Internal Auditor 3			3			3
B16	0830	Executive Assistant			1			1
B16	0833	Supervisory Exec. Assistant					6	6
B16	0855	Project Manager 2			1			1
B16	0860	Program Analyst 1				1	5	6
B16	0861	Program Analyst 2	1	1	2	12	11	27
B16	0863	Program Analyst 4					1	1
B16	0870	Operations and Policy Analyst 1			1	7	1	9
B16	0871	Operations and Policy Analyst 2			1	5	11	17
B16	0872	Operations and Policy Analyst 3		5		4	3	12
B16	0873	Operations and Policy Analyst 4		1	6	3		10
B16	7006	Principal Executive/Manager D		1				1
B17	6612	Social Service Specialist 1				1		1
B17	6680	Chaplain				21		21
B17	6720	Psychiatric Social Worker					2	2
B17	6781	Correctional Counselor - Entry					1	1
B17	6783	Correctional Counselor				30	83	113

EEO-4	Class No	Class Title	Admin. Services Division	Community Corrections Division	Director's Office	Offender Management & Rehabilitation Division	Operations Division	Total
	B17	6787 Adult Parole and Probation Officer		36				36
	B18	6779 Correctional Lieutenant			6		108	114
	B18	6780 Correctional Captain					46	46
	C01	6138 Health Services Technician					19	19
	C01	6348 Radiological Technologist 2					3	3
	C01	6385 Pharmacy Technician 1					15	15
	C01	6386 Pharmacy Technician 2					10	10
	C01	6391 Dental Assistant					30	30
	C02	3268 Construction Project Manager 2	5					5
	C02	3269 Construction Project Manager 3	1					1
	C09	2169 Comm. Systems Analyst 3	3					3
	C09	4008 Electrician 2	1					1
	C09	4039 Electronic Security Technician 3					1	1
	D02	6775 Correctional Officer					1929	1929
	D02	6776 Correctional Corporal					220	220
	D02	6777 Correctional Sergeant					245	245
	E01	2219 Corrections Library Coordinator					13	13
	E01	6298 Test Coordinator				3		3
	E01	6519 Corr. Recreational Specialist 2					18	18
	F01	0103 Office Specialist 1	2		1	5	6	14
	F01	0104 Office Specialist 2	9	6	9	36	152	212
	F01	0119 Executive Support Specialist 2		1				1
	F01	0870 Operations and Policy Analyst 1				1		1
	F01	4101 Custodian					1	1
	F02	0103 Office Specialist 1			1			1
	F02	0210 Accounting Technician 1			1			1
	F02	0211 Accounting Technician 2			12		2	14
	F02	0212 Accounting Technician 3			21			21
	F02	1215 Accountant 1			1			1
	F03	0805 Office Manager 1					3	3
	F04	0103 Office Specialist 1			1			1
	F04	0104 Office Specialist 2	1				2	3
	F04	0107 Administrative Specialist 1				6	5	11
	F04	0108 Administrative Specialist 2	3	4	2	26	16	51
	F04	0114 Support Services Supervisor 3					2	2
	F04	0118 Executive Support Specialist 1	1			5	27	33
	F04	0119 Executive Support Specialist 2	4	3	2	1	14	24

EEO-4	Class No	Class Title	Admin. Services Division	Community Corrections Division	Director's Office	Offender Management & Rehabilitation Division	Operations Division	Total
F04	0870	Operations and Policy Analyst 1			1			1
F04	7002	Principal Executive/Manager B		1				1
F05	0015	Medical Records Specialist					9	9
G03	4015	Facility Operations Spec 2	1					1
G05	4033	Facility Energy Technician 2 - Boiler					22	22
G05	4034	Facility Energy Technician 3 - HVAC	1				14	15
G05	4419	Automotive Technician 2					4	4
G06	4001	Painter					6	6
G06	4003	Carpenter					7	7
G06	4005	Plumber					12	12
G06	4008	Electrician 2	1				11	12
G06	4009	Electrician 3					5	5
G06	4021	Welder 2					7	7
G06	4039	Electronic Security Technician 3	1				9	10
H01	0759	Supply Specialist 2	49				7	56
H01	4012	Facility Maintenance Specialist	1				56	57
H01	4101	Custodian		1				1
H01	4110	Grounds Maintenance Worker					4	4
H01	4402	Truck Driver 2	6					6
H01	9120	Corr. Food Services Coord.					124	124
H02	4046	Maintenance and Operations Supervisor					6	6
Totals			242	68	152	184	3784	4430

**Tables 1-5 from DAS PPDB Data provided by Eric Westerfield, HR Recruitment Analyst (September 2016)*

II. Affirmative Action Plan

A. Agency Affirmative Action Policy Statement

The department is committed to achieving a workforce that represents the diversity of Oregon and being a leader in providing fair and equal employment opportunity for all interested applicants and its employees.

B. Agency Diversity and Inclusion Statement

It is the policy of the Department of Corrections to promote and implement diversity and inclusion practices in all areas of the work environment, with respect for and appreciation of the collective differences and similarities of individuals. Diversity and inclusion practices will be used to develop a balanced workforce, representative of a diverse makeup of characteristics, values, beliefs, experiences, and backgrounds.

Director’s Diversity and Inclusion Statement

"It is known that diversity and inclusion help drive performance, productivity, and mission success. Led by Gary Sims, Administrator of the Office of Diversity and Inclusion, the Department of Corrections is developing a strategic plan along with our CORE initiative that will help create an organizational culture that respects and values diversity. This plan recognizes that diversity and inclusion are critical to the department’s continued success.

The Department of Corrections is committed to helping our staff achieve their full potential. It is through our staff that we are able to provide the citizens of Oregon the highest levels of customer service.

Our goal is to create a climate of inclusion where mutual respect and understanding enable collaboration and problem solving for staff at all levels, and where individuals are valued for their unique contributions. I envision our workforce populated by skilled and dedicated staff members who reflect all the best characteristics of Oregon’s talented and diverse population."

- Colette S. Peters, Director

Deputy Director’s Diversity and Inclusion Statement

"The Oregon Department of Corrections continues to develop strategies that further support diversity and inclusion practices within our agency. I look forward in my role as Interim Deputy Director to help facilitate finding avenues to promote a work environment that recognizes and respects a workforce that is diverse in nature, and whose individual differences, life experiences and culture provides a pathway to mold

into a cohesive workforce that allows us to perform at the highest level of professionalism and efficiencies as we fulfill our agency’s mission.”

- Brian Belleque, Interim Deputy Director

C. Training, Education, and Development Plan (TEDP)

i. Employees

The Professional Development Unit (PDU) propels DOC towards accomplishment of its mission and key goals by generating and delivering high-quality, relevant training and development opportunities to all DOC staff members, preparing them to carry out their day-to-day job functions and furthering individual, team, and agency success. PDU, in concert with the DOC management team and training advisory committee, evaluates staff learning and progress towards desired goals as a part of the larger, organizational improvement process. The unit plays a vital role in the central management of accurate staff training records and agency-approved curriculum. The unit maintains a strong relationship with DOC’s partner certification-over-site agency, the Department of Public Safety Standards and Training.

At this time, DOC does not regularly track attendees of trainings by EEO Category. The department will make it a goal to track data in this way for the future to comply with guidelines from the Governor’s Affirmative Action Office.

Average Estimate of total DOC staff from July 1, 2014 to June 30, 2016: 4,477

Basic Correctional Courses (BCC) and New Employee Orientation (NEO)

Classroom Courses

Ethics and Professionalism

This four-hour course looks at two types of boundary models – staff-to-inmate boundaries and staff-to-staff boundaries. It talks about the destruction a code of silence culture creates, along with the cost of unethical and illegal behavior. The course focuses on the importance of peer intervention in spotting and stopping potential boundary violations. Code of Conduct and Code of Ethics policies are covered and reviewed by participants. (4-hour course)

July 1, 2014 – June 30, 2015	July 1, 2015 – June 30, 2016
347 Staff Attended	341 Staff Attended

Prison Rape Elimination Act (PREA)

Participants of this course will be able to understand what PREA is and the standards the Oregon Department of Corrections is responsible for adhering to in ensuring a zero-tolerance towards prison rape. (1-hour course)

July 1, 2014 – June 30, 2015	July 1, 2015 – June 30, 2016
352 Staff Attended	338 Staff Attended

Oregon Accountability Model (OAM)

Participants are prepared to positively influence long-term and post release offender behavior by purposefully choosing on-the-job behaviors that are intended to enhance offenders’ future successes. The course focuses on on-the job behaviors that support evidence based social learning principles - role modeling, reinforcing and redirecting. (1.5-hour course)

July 1, 2014 – June 30, 2015	July 1, 2015 – June 30, 2016
349 Staff Attended	339 Staff Attended

Respectful Workplace

This module outlines the behavior expectations for all corrections professionals to ensure the workplace is free of all harassing and discriminatory behavior and actions. It covers the laws and policies related to maintaining a respectful workplace. Through a variety of case scenarios, the course demonstrates the expectations of staff for encouraging and reinforcing appropriate workplace behavior and leads the class through a detailed discussion of how law enforcement agencies will deal with disrespect. (4-hour course)

July 1, 2014 – June 30, 2015	July 1, 2015 – June 30, 2016
349 Staff Attended	342 Staff Attended

Annual Training/Classroom Courses

Creating a Healthy Working Environment (Created 2015)

This course discusses the stresses that occur in both personal and professional environments. (4-hour course)

July 1, 2014 – June 30, 2015	July 1, 2015 – June 30, 2016
94 Staff Attended	266 Staff Attended

Diversity and Inclusion in the DOC (Created 2014)

This course introduces the video “Drop by Drop” video and raises awareness of the importance of maintaining a thoughtful and respectful workplace by focusing on small slights, subtle discriminations, and tiny injustices or negative gestures called micro-inequities that can occur in organizations. (2-hour course)

July 1, 2014 – June 30, 2015	July 1, 2015 – June 30, 2016
695 Staff Attended	121 Staff Attended

Diversity and Inclusion (Created 2015)

This two-hour course is based on a video training program entitled "Gateway to Inclusion" produced by Dr. Sandra Thiederman. Dr. Thiederman defines a “Gateway Event” as an initially negative event that, if handled properly, can be transformed into a gateway to better working relationships, increased understanding, and less tension. Through a series of realistic vignettes, the video provides clear steps to avert diversity conflicts and convert them to opportunities for productive conversations. It’s a powerful video that shows how tension and disrespect can derail even the best of intentions. (2-hour course)

July 1, 2014 – June 30, 2015	July 1, 2015 – June 30, 2016
2,397 Staff Attended	1,586 Staff Attended

Unconscious Bias (Created 2016)

This one-hour course builds on the science of our brains as it applies to unconscious biases we all have. It reinforces the relationships of the “upstairs” and “downstairs” brain and introduces the power of neuroplasticity, or the ability to re-wire our brain. It introduces a video entitled “Consciously Overcoming Unconscious Bias.” This video provides an excellent overview of unconscious bias and how to address them in the workplace. The course ends with an interactive exercise designed to allow participants to apply new and past learning to find positive solutions to mitigating their unconscious biases and re-wiring their brain.

This course allows participants to understand what unconscious bias is, and the different types of bias. It also teaches where biases come from on what you can do to mitigate unconscious bias. (1-hour course)

July 1, 2014 – June 30, 2015	July 1, 2015 – June 30, 2016
NOT OFFERED	2,354 Staff Attended

Gender Spectrum Awareness (Created 2016)

This two-hour classroom course is aimed at health care providers to increase their knowledge of the issues and concerns of the transgender population in order to provide quality and inclusive care in a culturally sensitive manner. Includes an overview of terms related to gender identity and sexual expression.

The course helps participants to develop cultural competency regarding transgender client population, and also helps to review Gender Dysphoria and policies regarding transgender Adults in Custody. (1-hour course)

Course created September 2016. Data not available for notated time frames.

Gender Responsive Supervision

This course teaches participants to understand the demographics of female offenders, recognize the proportion of female offenders in the criminal justice system, and identify the distribution of offenses committed by female offenders. The course also covers the developmental and psychological differences between men and women and the important role that children play in the lives of female offenders. Participants will be able to understand the implication of violence and trauma in lives of female offenders, identify the unique physical and mental health needs of female offenders, and discuss the sexuality and alternative lifestyles of female offenders. (8-hour course)

July 1, 2014 – June 30, 2015	July 1, 2015 – June 30, 2016
7 Staff Attended	0 Staff Attended

Currently Available Online Courses

10-Minute Manager: Delegation (Created 2013)

“Management” is accomplishing goals by working through individuals and groups. “Delegation” is giving people things to do. The two are closely intertwined. Thoughtful, deliberate delegation can increase productivity, improve team morale, and decrease a manager’s workload. This course explores why some managers don’t delegate, what tasks should be delegated, how to assign a level of authority, and other topics to be discussed with the delegate. (15 minute review course)

July 1, 2014 – June 30, 2015	July 1, 2015 – June 30, 2016
64 Staff Attended	34 Staff Attended

Safe Employment/Workplace Policy (Created 2016)

(30 minute review course)

July 1, 2014 – June 30, 2015	July 1, 2015 – June 30, 2016
NOT AVAILABLE	2,317 Staff Attended

Violence-Free Workplace Policy (Created 2016)

(30 minute review course)

July 1, 2014 – June 30, 2015	July 1, 2015 – June 30, 2016
NOT AVAILABLE	2,321 Staff Attended

**Information on employee training provided by the Professional Development Unit: Jeanine Hohn, PDU Administrator; Oneness Fish, Training and Development Specialist 2; and Mike Beagen, LMS and Curriculum Coordinator (September 2016)*

Affirmative Action and Cultural Competency Training Program Strategic Plan

The Office of Diversity and Inclusion, in conjunction with PDU and in order to stay in compliance with the Executive Order 16-09 relating to Affirmative Action and Diversity & Inclusion, will be designing an Affirmative Action and Cultural Competency Training Program for all DOC staff. The program will be comprised of multiple trainings regarding a variety of topics related to affirmative action, cultural competency, and diversity and inclusion. A broad training will be designed to be included as a part of annual in-service training and which will be mandatory for all DOC staff. In addition, smaller, more specific trainings will be designed on various topics and will be required for staff based on their position classification.

The program is intended to educate staff on their rights as an employee as it pertains to one’s protected class, as well as teach staff the tools needed to create a culture of inclusion at each department workplace.

**Information on Affirmative Action and Cultural Competency Training Program Strategic Plan provided by Katie Stewart, Diversity and Inclusion Program Support (December 2016)*

ii. Volunteers, Contractors, and Vendors

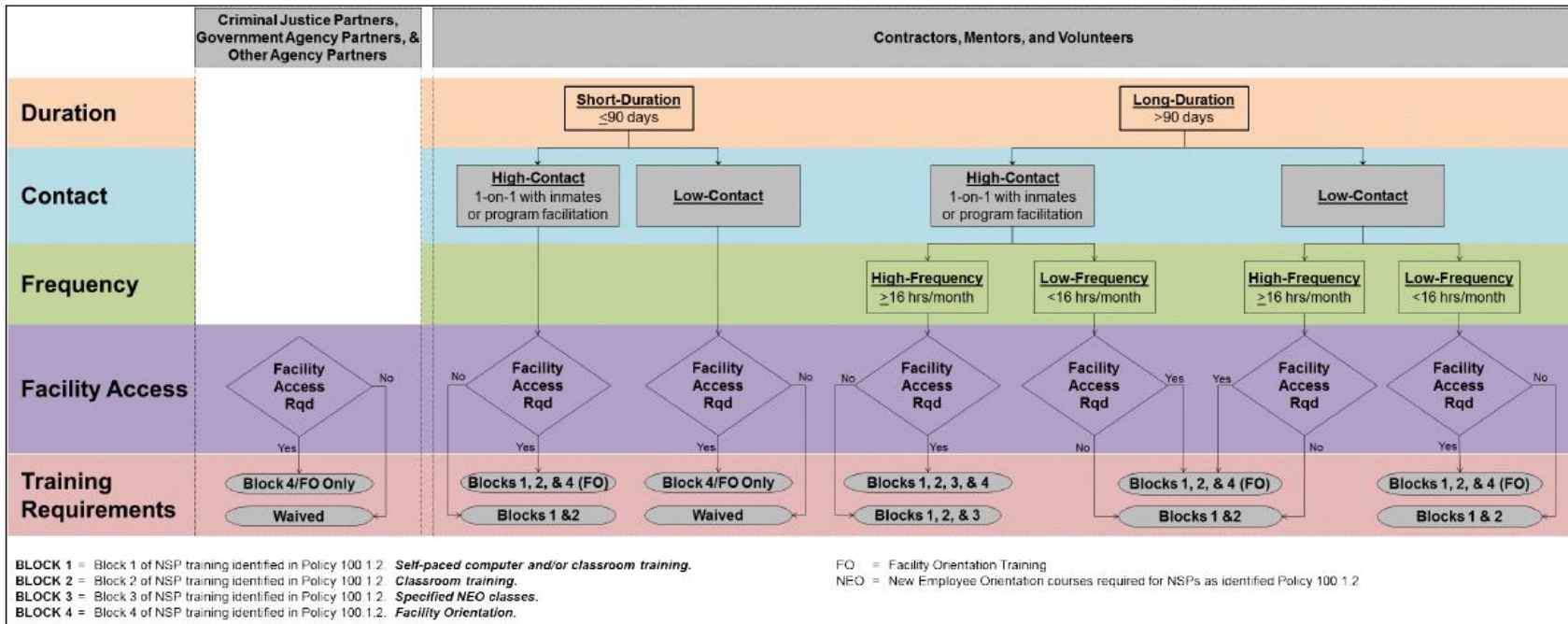
Volunteers, contractors, and vendors are considered to be Non-Employee Service Providers (NSP) for DOC. As with all individuals who come into regular contact with DOC facilities, staff, and adults in custody, NSPs are required to attend training to prepare them for the environment in which they will be working in. The type of training that NSPs are required to attend depends on four factors: duration of work, contact with inmates, frequency of work, and whether or not facility access is required.

Regardless of those factors, however, a majority of NSPs must complete a minimum training requirement, which includes an online iLearn training curriculum, as well as a 3.5-hour classroom training. A flowchart that helps to determine what training NSPs should go through is attached for reference.

PDU consults and collaborates on training development and delivery for DOC volunteers, contractors, and outside agency partners.

ATTACHMENT A

NSP Training Requirements Flowchart



ATTACHMENT B

NSP CENTRAL TRAINING

Minimum Non-Employee Service Provider (NSP*) Training Requirements

(Training prerequisites for Issuance of an ID Card)

NSP Central Training is comprised of four blocks. The required training blocks for each type of NSP are delineated in Attachment A.

All Nonemployee Service Providers	
BLOCK 1	BLOCK 2
(Classroom and Self- Paced Courses)	(Classroom Only)
General Information-Include:	Correctional Case Management (CCM)
<ul style="list-style-type: none"> • ODOC Mission, • CORE, and • Inmate Statistics 	Oregon Accountability Model (OAM)
Tool & Key 40.1.2	Major Factors Affecting Security
ID Cards	Hostage Situation
Inmate Count Procedures 40.1.3	Security Threat Management (STM)
Release of Public Information	Behavioral Health Services (BHS)
Self-Care	Emergency Preparedness Planning
PREA	Searches
	Holding Offenders Accountable
	Inmate Health Services 291-124-0005
	DOC Rules & Policies

* Examples of NSPs: Contractors, volunteers, mentors, criminal justice partners, government agency partners, other agency partners

High-Frequency, Duration, Contact
BLOCK 3
(NEO Training Elements)
Ethics & Professionalism
Respectful Workplace
Supervision of Inmates
Maintaining Boundaries
Prohibited Inmate Conduct
** Mental Health & Disabilities
** Suicide Awareness & Intervention
** Communicable Diseases
** Bloodborne Pathogens

** = Optional for Health Services only

IAW Checklist & TBD by FUM
BLOCK 4
FACILITY ORIENTATION
Orientation Tour
Required Documentation:
<ul style="list-style-type: none"> • Prohibited Inmate Conduct • Report Writing • M-17 - Required paperwork
Who, What, When, Where
Emergency Preparedness
Inmate Count Procedures 40.1.3
PREA
Institution Access Procedures
Tool, Key, & Radios
ESS
HIPPA/Code of Ethics

Policy 100.1.2

Strategic Plan

The DOC Volunteer Program will be implementing new volunteer training standards for existing volunteers during the 2017-19 biennium. The continuing education program will include department-specific training requirements and will include a module on diversity. The Volunteer Program will work with the DOC Office of Diversity and Inclusion to identify online training that can be incorporated into the agency learning management system, ilearn. This effort will be completed before the close of the 2017-19 biennium.

**Information on volunteer, contractor, and vendor training, and strategic plan provided by Programs and Services: Nichole Brown, Program and Services Administrator; and Lavon Starr Meyers, Volunteer Program Representative (September 2016)*

Additional Volunteer Training

Home for Good in Oregon (Faith-Based Programming from Intake through Re-entry)

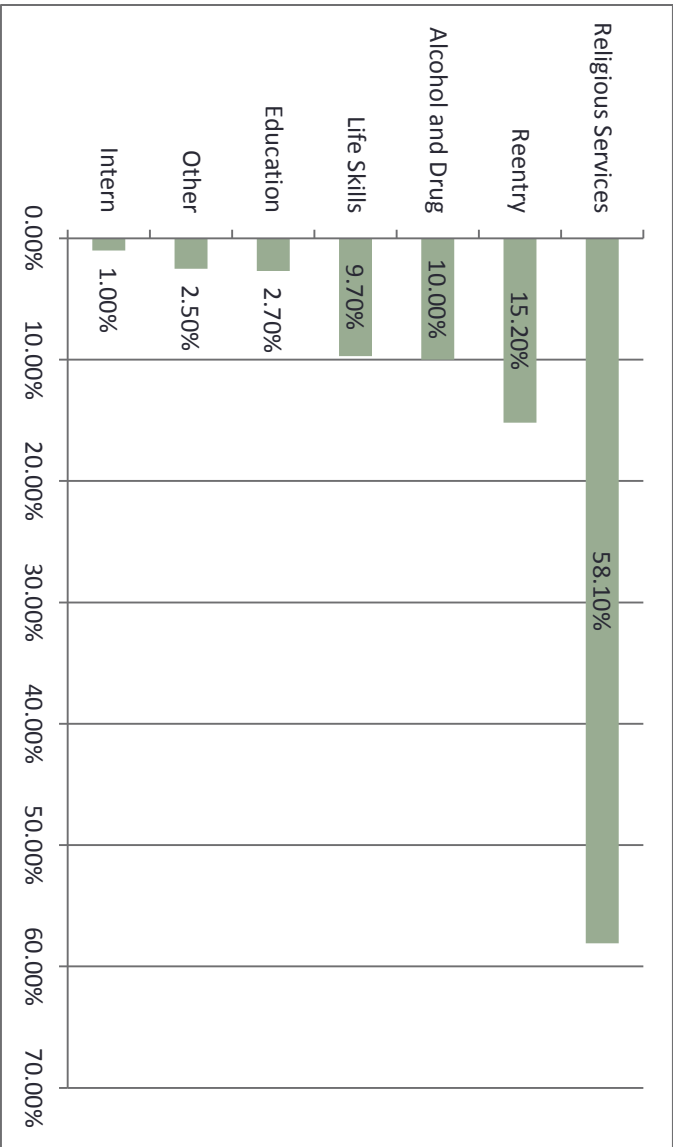
This volunteer program provides additional training for its volunteers, revolving around three main principles: 1) focus first on the community, second on the person returning to the community; 2) use the high dream approached to develop the community and the person returning; and, 3) use evidence-based approaches to prevent recidivism.

**Information compiled from Home for Good training module received from Dennis Holmes, Religious Services and Restorative Justice Administrator (September 2016)*

Volunteer Data

Total Number of Volunteers as of August 2016: 2,325

Table 6. Volunteer Breakdown by Functional Unit



Re-entry Includes: Re-entry Community, Re-entry Faith Based, Re-entry Religious, and Re-entry Community Faith Based, and Home for Good in Oregon

Other Includes: Administration, Behavioral Health Services, Health Services, Research Unit, and Victim Services

Table 7. Gender Breakdown of Volunteers

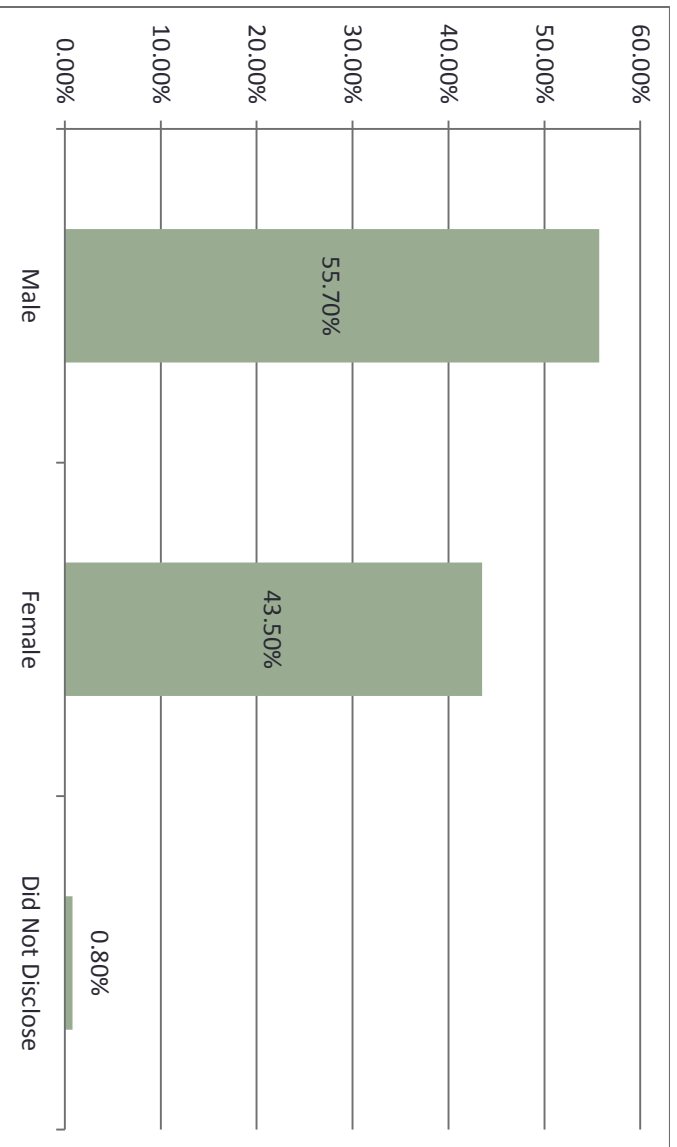


Table 8. Gender: Volunteer, Inmate, and Community Comparison

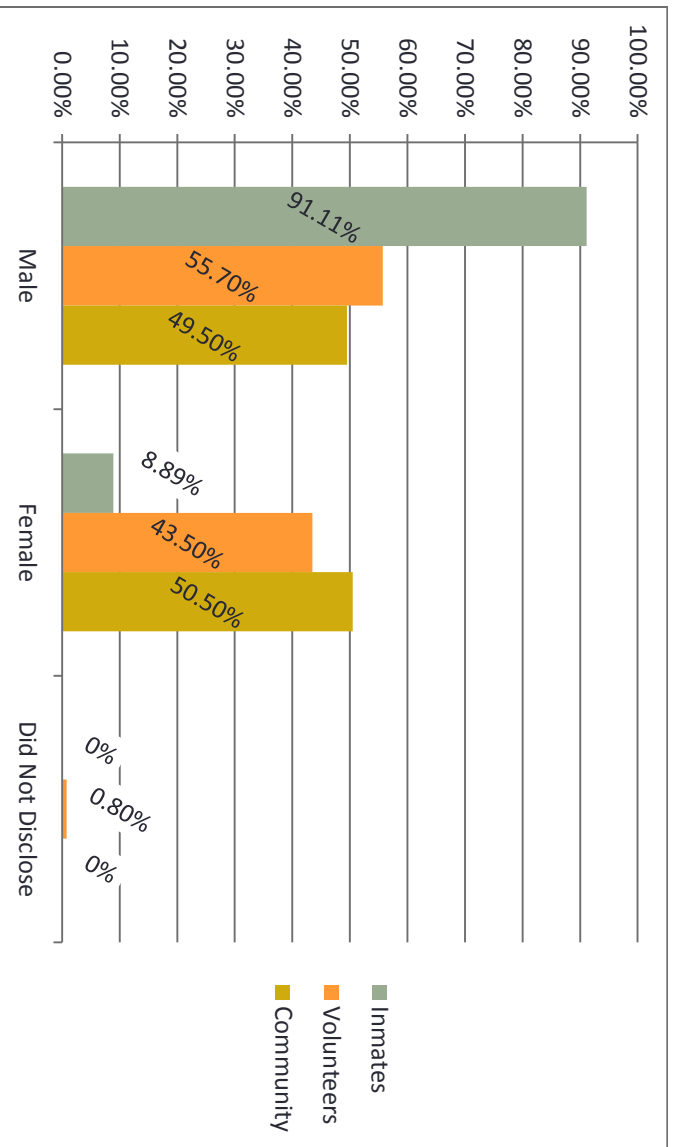


Table 9. Ethnic Breakdown of Volunteers

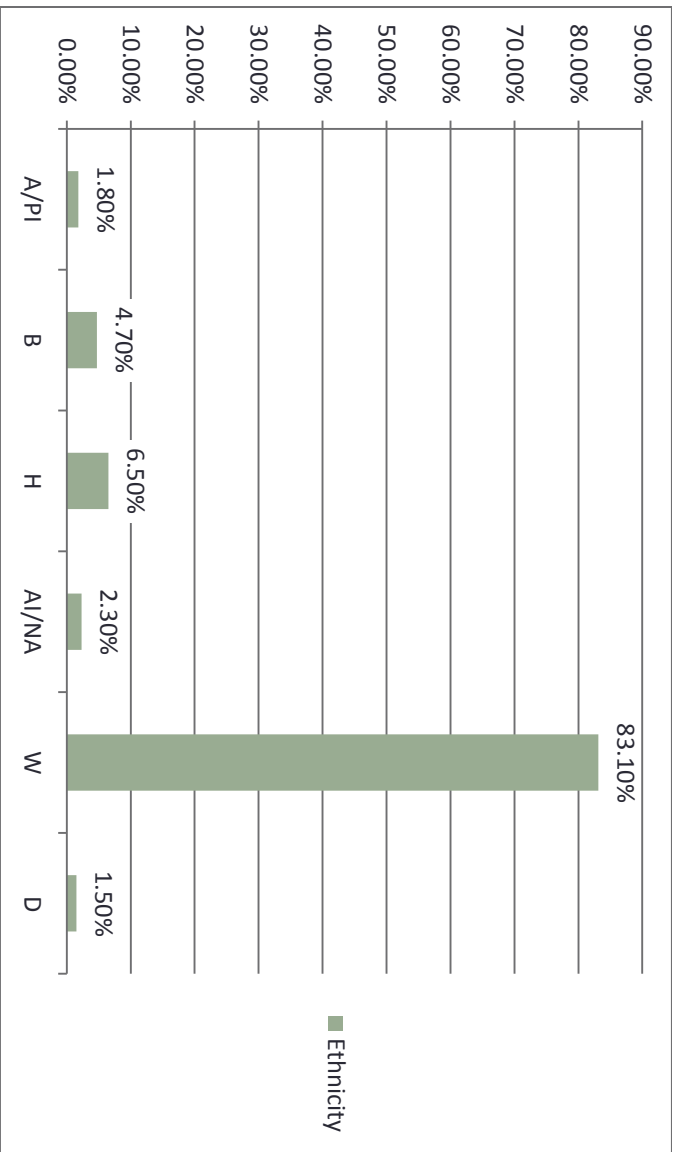
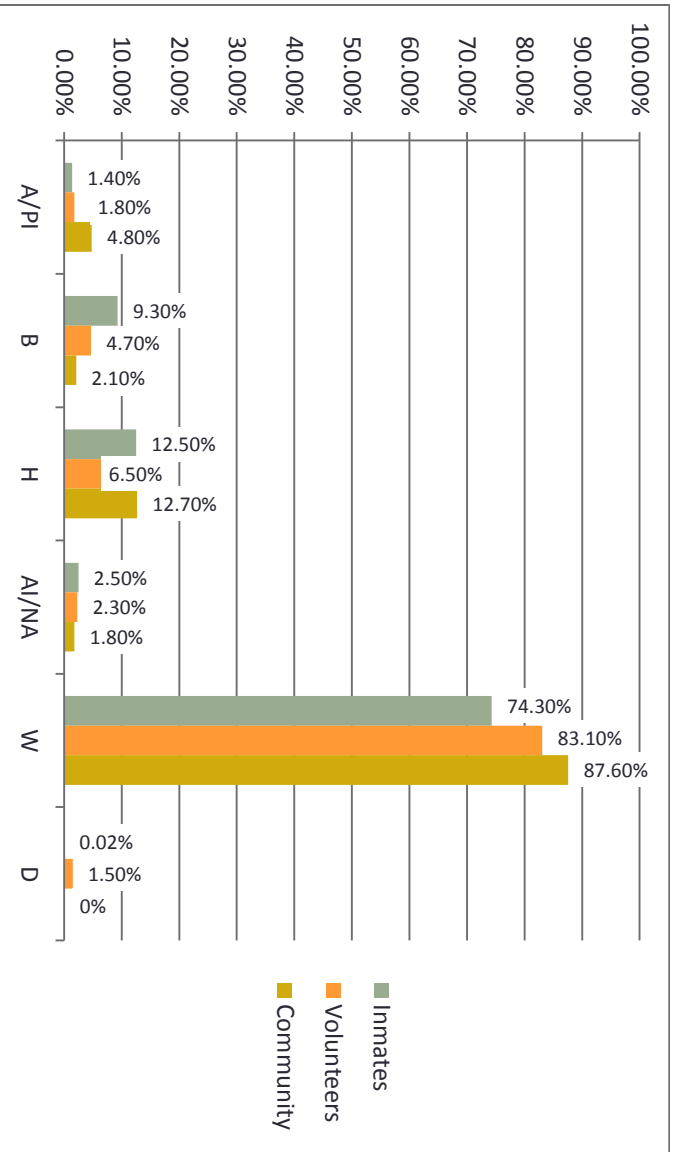


Table 10. Ethnicity: Volunteer, Inmate, and Community Comparison



*Data for tables 6-10 provided by Jeff Duncan, Research Analyst (August 2016)

**A/PI = Asian/Pacific Islander; H = Hispanic; AI/NA = American Indian/Native America; B = Black;

W = White; D = Did not Disclose

D. Programs

1. Internship Program(s)

Diversity and Inclusion

In January 2015, the Office of Diversity and Inclusion coordinated the formal Diversity and Inclusion Internship Program for the agency and now cycles interns in regularly. The Diversity and Inclusion Internship Program has worked with various entities to recruit interns including:

- Chemeketa Community College
- Siletz Tribe
- Western Oregon University, and
- University of Oregon

Table 11. Diversity and Inclusion Internship History

Intern	Voluntary Self-Identification	Recruitment Location	Current DOC Status
Caudillo, Stephanie	S/F	Siletz - 477 Self Suff. WEX	Former Intern and DOC Temporary Employee
Dumitru, Katharine	W/F	Western Oregon University	D&I Temporary Employee
Escalera, Amairani	L/F	Western Oregon University	D&I Intern
Garcia, Lorena	L/F	Western Oregon University	D&I Temporary Employee
Hernandez, Maria (Estela)	L/F	University of Oregon	Former Intern
Jenson, Tatiana	W/F	University of Oregon	D&I Intern
Kidman, Melissa	W/F	University of Oregon	Former Intern
Li, Amy	A/F	University of Oregon	Former Intern
Lyver, Ahlana	W/F	University of Oregon	Former Intern
Maguire, Molly	W/F	University of Oregon	Former Intern
Rodriguez, Rubi	L/F	Western Oregon University	Former Intern

Intern	Voluntary Self-Identification	Recruitment Location	Current DOC Status
Romero, Isabela	L/F	University of Oregon	Former Intern
Sillman, Laurie	W/F	Chemeketa Community College	Former Intern
Smith, Carmen	SI/F	Sletzt - 477 Self Suff. WEX	Former Intern
Smith, Christian	P/M	Western Oregon University	Former Intern
Stewart, Katie	W/F	University of Oregon	D&I Permanent Employee
Taylor, Megan	B/F	University of Oregon	Former Intern
Vargas-Rubio, Gabriela	L/F	Western Oregon University	D&I Intern
Warner, Christina	W/F	Chemeketa Community College	Former Intern

*A = Asian; L = Latino; P = Filipino; SI = Sletzt Indian; B = Black; W = White; F = Female; M = Male

**Data for table 11 provided by Katie Stewart, Diversity and Inclusion Program Support (December 2016)

Health Services and Behavioral Health Services

When student interns in the Health Services and/or Behavioral Health Services field contact the department regarding interning, a representative makes sure that there is adequate space and supervision for the potential intern and makes the connection for the student.

Pharmacy – Externship Program with Oregon State University

DOC accepts students from Oregon State University for an on-site teaching facility required for a particular class offered at the University. The class requires students to select a site for a six-week rotation in a pharmacy. When students connect with the department, they are also offered the opportunity to tour an institution.

Inspector General

The Inspector General's Office currently has an intern from Chemeketa Community College who is assisting staff with projects regarding the Prison Rape Elimination Act (PREA) and Correctional Outcomes through Research and Evaluation (CORE), and providing on-site support on occasion to Investigators and Hearings.

Institutions

CCCF

Currently has interns working in health services, but most interns through this institution only stay for a few weeks at a time.

CRCI

Have up to 4 interns at any given time working specifically in the treatment areas of the facility. CRCI Health Services also hosts various interns throughout the year.

DRCI

Currently has two interns. One intern from Central Oregon Community College works for the Education contractor at the institution. The Education contractor has had several over the past years working in the education department in various capacities including the computer lab and workshops.

The other intern is working for the alcohol and drug (A&D) contractor. This intern is working on her A&D education and treatment certificate.

In 2014, the institution hosted two Criminal Justice majors from Central Oregon Community College—they were assigned one day a week and were put through a 10-week course designed by the institution, where the interns got to experience work in all of the sections from counseling to security to physical plant, mailroom, and food service. One of those interns went on to become a Correctional Officer at WCCF.

OSCI

The institution recently finished hosting an intern who was working with a Correctional Counselor.

OSP/MCCF

In the past, the facility has housed interns from local colleges and universities. The facility offers the opportunity to work in most areas of the prison.

TRCI

The institution routinely recruits student nurses to work in Health Services, and recently hired a student nurse on completion of her internship. The average length of internships at the institution is six weeks.

**Information on formal and informal internship programs at the institutions provided by representatives from each institution (September 2016)*

II. **Mentorship Program(s)**

CCCF

Managers at Coffee Creek mentor staff on an informal basis.

EOCI

As of September of 2016, EOCl is piloting a mentorship program using the following definition for mentor: someone whose hindsight can become your foresight.

On May 9, 2016, EOCl hosted a Capstone Event which included an 8-hour training on mindfulness and resiliency.

The institution also runs a Field Training Officer (FTO) Program for all Correctional Officers.

OSP/MCCF

The institutions offer job shadowing, work-out-of-class, and developmental opportunities in areas staff are interested in to promote career growth. This includes positions both inside and outside of the institution.

The Employee Inclusion Committee for the institutions has begun the process of creating an interview workshop, which will be offered to staff interested in improving their interview skills.

The institutions also offer a formal FTO program for security staff. The program connects new officers with a seasoned security staff through a field training curriculum.

SRCI

The Superintendent created a semi-formal mentorship program that has been active for the past two years. Information is given to each individual that meets to discuss succession planning. Each individual is followed up with to see how things have been going and to provide support.

In addition, over the past two years, all three Assistant Superintendents have conducted informal succession planning with staff.

The institution also has 20 security staff members in the FTO Program who mentor new employees through their one-year trial service.

TRCI

The institution is currently working on developing a mentorship program for staff.

WCCF

Since January 2014, the institution has facilitated a one-year Leadership Development Program where each year, six candidates — both management and represented staff — participate under the mentorship of three management staff. The program is on its third year and has had 18 staff participate.

The facility also runs an ongoing Field Training Experience Program that currently has 15 staff supervised by eight FTOs and two Field Training Supervisors.

Under the mentorship of three staff, an additional 10 staff are being trained in emergency preparedness to form an Emergency Preparedness Team. The trained staff then provide training and mentorship to staff throughout the institution.

There is also a 14-member Training Advisory Council that is currently preparing training components which can be used individually or by small groups of staff during in-service, specific staff meetings, or other mentorship moments.

The institution also conducts on-the-job, informal mentorship, and employees are also welcome to request specific one-on-one mentorship opportunities, such as job shadowing.

**Information on formal and informal mentorship programs at the institutions provided by representatives from each institution (September 2016)*

III. Community Outreach Program(s)

Career Fairs

Diversity Career Fairs

- March 2015 – Hiring Our Heroes Job Fair, Salem
- April 2015 & 2016 – Urban League of Portland’s Career Connections Job, Portland
- May 2015 – Women in Trades Career Fair, Portland
- June 2015 & 2016 – Hispanic Metropolitan Chamber Employment and Business Fair, Portland
- August 2015 & 2016 – Annual Diversity Employment Day Career Fair by City Career Fair, Portland
- September 2015 – Veterans Stand Down and Career Fair, Portland
- September 2015 – Heroes to Hire Career Fair, Salem
- April 2016 – Hero 2 Hire Veterans and Service Member Career Fair, Salem
- August 2016 – Heroes to Hire Vancouver Armed Forces, Vancouver, WA
- September 2016 – Oregon Department of Veteran’s Affairs Expo, Portland
- September 2016 – Hire Oregon Heroes Career Fair, Portland
- September 2016 – Heroes for Hire, Vancouver, WA

Non-Diversity Specific Career Fairs

- March 2015 – Western Oregon University Public Safety Fair, Monmouth
- April 2015 & 2016 – University of Nevada Las Vegas Criminal Justice Career Fair, Las Vegas, NV
- May 2015 – Portland State University (PSU) Career Fair, Portland
- May 2015 & 2016 – Chemeketa Public Safety Fair, Salem
- November 2015 – Pioneer Pacific College, Wilsonville
- November 2015 – Fort Lewis Brown Bag Presentation, Tacoma, WA
- March & September 2016 – Idaho Job Fair, Boise, ID
- April 2016 – Chemeketa Spring Term Career Fair, Salem
- April 2016 – Oregon Health and Science University Nursing Career Fair, Portland
- April 2016 – Oregon State University (OSU) Computer Science Virtual Career Fair, Corvallis
- April 2016 – Southern Oregon University and Internship Fair, Ashland
- April 2016 – OSU Career Fair, Corvallis
- April 2016 – Department of Public Safety Standards and Training (DPSST) Public Safety Career Fair, Salem
- June 2016 – Daly Days Health Fair, Lakeview

- August 2016 – Intel and Jive Outplacement High-Tech Fair, Beaverton
- September 2016 – Oregon Society of Certified Public Accountants Showcase, Portland
- October 2016 – Oregon National Guard Youth Challenge Program (OYCP) Career Fair, Bend

**Information on diversity and non-diversity specific career fairs provided by Sara Hargrave, Social Media Recruiter, and Katie Stewart, Diversity and Inclusion Program Support (September 2016)*

Institutions

CCCF

- June 2016 – CCCF Job Fair/Open House, Wilsonville
- Sends staff to recruitment fairs on behalf of the department

CRCI

- Lieutenant Lindsay Noack and a group of staff have attended three local career fairs throughout the 2015-17 Biennium

DRCI

- October 2015 – DRCI Job Fair/Open House, Madras
- June 2016 – DRCI Recruiting Event, Madras

EOCI

- 2014 Herrmiston Oregon Career Fair
- 2015 Blue Mountain Recovery Center Career Fair
- February 2016 – EOCl Job Fair/Open House, Pendleton
- October 2016 – EOCl/TRCl Combined Recruiting Event, Pendleton

OSCI

- Sent representatives to several job fairs, including the Fort Lewis and DPSSST fairs

OSP/MCCF

- Sends staff to attend job fairs at Chemeketa Community College

PRCF

- April 2016 – Local community was invited into PRCF to participate in the Yearly Volunteer Appreciation and Recruitment Banquet as a part of Diversity and Inclusion Recruitment efforts.

SRCI

- February 2015 – Hosted On-Site Job Fair with over 250 attendees
- October 2016 – SRCl Recruiting Event, Ontario
- Attends one job fair every six months

TRCI

- Since the start of the 2015-2017 Biennium, has attended recruitment fairs with Blue Mountain Community College, Columbia Basin College (Pasco, Washington), Washington Work Source, Hermiston Oregon Community Center, and Sage Center
- October 2016 – EOCl/TRCI Combined Recruiting Event, Pendleton

WCCF

- April 2015 – Klamath Community College by WorkSource Oregon
- November 2015 – WCCF On-Site Security Series Open House
- February 2016 – Lake County Examiner Expo and Job Fair
- June 2016 – Daly Days Health Fair/Job Fair sponsored by Lake District Hospital

**Information on recruitment events at the institutions provided by representatives from each institution (September 2016)*

Media Recruitment

- Craigslist
 - Salem, Portland (Washington, Multnomah, Clackamas counties), Eugene, Corvallis, Cost, Eastern Oregon
- Oregonianlive.com
 - Includes print and digital media-send outs to multiple national, Industry, Local and Diversity job boards including, Simplyhired, Glassdoor, Indeed, Julu, Asian.jobs, Hispanic.jobs, vetjobs, diversity jobs, etc.
- Dice.com
- Bend Bulletin
 - Includes print and digital media-sends out to job boards multiple national, industry, local and diversity job boards including Simplyhired, Glassdoor, Indeed, Julu, Asian.jobs, Hispanic.jobs, vetjobs, diversity jobs, etc.
- All Oregon University and College Job Boards
- Correctionsone.com
- Social Media platforms including Facebook, LinkedIn, Twitter, YouTube, Instagram
- The Oregon Sentinel (Oregon State Board of Nursing quarterly magazine)
- Argus Observer
- Theworldlink.com newspaper (North Bend-Coos Bay)
- Idaho Statesman
- Tri-city Herald
- Military Medical News
- Press Releases

**Information on media recruitment provided by Sara Hargrave, Social Media Recruiter (September 2016)*

Diversity and Inclusion Targeted Outreach

As an additional method of reaching underrepresented communities, the Office of Diversity and Inclusion has begun a targeted community outreach program with the intention of proactively reaching out to minority organizations in the communities surrounding DOC locations.

Table 12. Targeted Community Outreach: Identified Community Groups

Organization	Name	Address	Contact Information
Beaverton Hispanic Center	Juanita Villarreal	3800 SW Cedar Hills Blvd Beaverton, OR 97005	971-249-2421 or 503-270-0272
Bienestar de la Familia –Multco	Virginia Salinas	6736 NE Killingsworth St Portland, OR 97218	503-988-6295 x85682 or virginia.g.salinas@multco.us
Latino Network	Lizzie Martinez	410 NE 18th Ave, Portland, OR 97232	(503) 283-6881 or lizzie@latnet.org
Latino Community Association		1130 NW Harriman St Bend, OR 97701	mlagros@latinocommunityassociation.org or
Latino Community Foundation		116 SE D. Street Madras, Or 97741	
MRG Foundation Office:	Belinda (LUS)	1235 SE Morrison Street, Suite A Portland, Oregon 97214	503-289-1517 or info@mrgfoundation.org
Capaces Leadership Institution		356 Young St Woodburn, OR 97071	503-902-0756
Hispanic Cultural Center of Idaho		315 Stampede Drive Nampa, ID 83687	208-4420823 or hccidaho@live.com
ICHA Idaho Commission of Hispanic Affairs		2399 S. Orchard Street, Suite 102 Boise, ID 83705	208-334-3776
The Oregon Community Foundation		818 W Eighth St. Medford, OR 97501	541-773-8987
The Oregon Community Foundation		915 S. First St. Coos Bay, OR 97420	541-269-9650
Causa Oregon		3645 SE 32 nd Ave Portland, OR 97202	1-855-884-2287

Organization	Name	Address	Contact Information
OLAA	Reyna Lopez	1819 SW 5 th Ave. #159 Portland, OR 97201	olaaction@gmail.com
Tillamook County Women's Resource Center		1902 2nd Street, Tillamook, OR 97141	(503) 842-9486
Hermiston's Hispanic Advisory Committee	Manuel Gutierrez		mgutierrez@hermiston.or.us
Somali American Council of Oregon	Musse Olol	119718 SE Division Street #377 Portland, Oregon 97266	503-327-4349 Or molol@sacoo.org
Multicultural Community Services	Salah Ansary	605 SE Cesar E Chavez Blvd Portland, OR 97214	503-231-7480
Catholic Charities	Henry Chin	2740 SE Powell Blvd Portland, OR 97202	503-231-4866
El Programa Hispano Catolico		2740 SE Powell Blvd. Portland, OR 37202	503-231-4327 503-669-8350 Or mstocking@elprograma.org
Impact NW	Brian Stewart	7211 SE 62 nd Ave Portland, OR 97206	503-721-6777 503-294-7400 Or info@impactnw.org
Black United Fund of Oregon	Kimberlee Sheng	2828 NE Alberta St. Portland, OR 97211	503-282-7973 Or ksheng@bufor.org
Urban League of Portland : Community Works Programs	Meshauna Powe (Workforce Specialist)	10 N Russell St, Portland, OR 97227	503-280-2600
African American Chamber of Commerce Oregon		4300 NE Fremont St, Portland, OR 97213	503-768-3966
Coalition of Communities of Color	Kodey Park Bambrino	221 NW 2 nd Ave Suite 303 Portland, OR 97209	503 200-5722 Or kodey@coalitioncommunitiescolor.org

Organization	Name	Address	Contact Information
IRCO Immigrant and Refugee Community		10301 NE Glisan St Portland, OR 97220	503-234-1541 sophornc@irco.org djimetd@irco.org abdiasism@irco.org
APANO Asian Pacific American Network of Oregon	Luann Algoso	2788 Southeast 82 nd Ave Suite 203 Portland, OR 97266	971-340-4861 or info@apano.org
Asian Health & Service Center		3430 SE Powell Blvd Portland, OR 97202	503-872-8825 info@ahscppdx.org
Asian Health & Service Center		12500 SW Allen Blvd Beaverton, Or 97006	503-641-4113

**Data for table 12 provided by Katie Stewart, Diversity and Inclusion Program Support (August 2016)*

Commissions

The Office of Diversity and Inclusion Administrator attends all meetings for the following Commissions:

- Commission on Black Affairs
- Commission on Hispanic Affairs
- Commission for Women
- Commission on Asian and Pacific Islander Affairs

The Office of Diversity and Inclusion Administrator will be attending additional commissions in the future, such as:

- Commission for the Blind
- Oregon Criminal Justice Commission
- Oregon Disabilities Commission

Events/Festivals

- September 2014 – Hispanic Heritage Month Breakfast
- October 2014 – Urban League Dinner
- November 2014 – Centro Cultural: The 4th Annual Auction and Fundraising Gala
- February 2015 – Blacks in Government (BIG) African American Heritage Month Dinner
- June 2015 – Diversity/Equity Practitioner’s Meeting by United Way
- June 2015 – America’s Global Village Festival
- August 2015 – Roosevelt High School Assembly Presentation for African American Athletes
- October 2015 – Presented at Oregon Chapter American Correctional Health Services Spring Conference
- October 2015 – National Association for the Advancement of Colored People (NAACP) Scholarship Award Dinner
- December 2015 – ITT Technical Institute Graduation Speech
- January 2016 – NAACP Martin Luther King Dinner
- February 2016 – Blacks in Government (BIG) African American Heritage Month Dinner
- March 2016 – Equity for Common Good Workshop
- May 2016 – Career Day at Keiser Elementary School
- May 2016 – Ontario Diversity Conference
- May 2016 – Diversity Parade, Beaverton
- June 2016 – Diversity and Inclusion Potluck at Treasure Valley Community College
- July 2016 – Presentation for the Prince Hall Masons

- August 2016 – Say Hey! by Partner’s In Diversity
- August 2016 – Annual Nesika Illahae Powwow: Siletz

Consulates

As of August 2016, DOC houses foreign nationals in its prisons from 86 different countries. The Office of Diversity and Inclusion handles all requests from consular offices. The DOC is currently working on updating Policy 40.2.10 — Consular Notification and Access — to better reflect current Consular contact.

History

The following is a list of Consuls that have contacted DOC since January 2015:

- The Consulate of Mexico (Portland, OR)
- Consular Office of Japan (Portland, OR)
- Argentine Republic Consulate (Los Angeles, CA)
- Consulate General of Jamaica (New York, New York)
- Peru Consulate (San Francisco, CA)
- Mexican Consulate (Boise, ID)
- Thailand Consulate (Chicago, IL)
- Ecuadorian Consulate (Beverly Hills, CA)
- Korean Consulate (Los Angeles, CA)
- China Consulate (San Francisco, CA)
- Embassy Consular Annex of the Commonwealth of the Bahamas (Washington, DC)

Services Provided

- Sends monthly list of foreign nationals housed in DOC
- Provides files of incarcerated foreign nationals to consulates
- Provides basic DOC orientation to consulates
- Coordinates consulate access to institutions
- Communicates with various consulates
- Notifies consulates on issues relating to foreign nationals
- Schedules post-institution visit meetings with both the consulate and department executive staff regarding outcomes
- Coordinates meetings with the intake administrator, institutions specialists, and superintendents
- Provides Spanish interpretation for staff and inmates
- Performs other duties as may be assigned to maintain continuity and quality within the Office of Diversity and Inclusion.

State/Tribal Relations

Tribal Liaison

Tribal Liaison Gary Sims — through collaboration with the Legislative Commission on Indian Services and Executive Director Karen Quigley —0 is working on an improved approach to tribal relations, through working with Native American staff and inmates, as well as conducting consultations with Oregon tribes. In addition, the Tribal Liaison is looking at potential certifications that might assist the Liaison in understanding tribal laws and beliefs.

Through a meeting with a Tribal Elder, the Office of Diversity and Inclusion has discovered that there are Native Americans in Oregon that would like to work in the corrections field. By identifying individuals who are interested in working for Tribal Police Departments, the department might be able also identify individuals who might be interested in a career in Corrections.

The Office of Diversity and Inclusion, in conjunction with the Tribal Liaison, is working on updating the State-Tribal Government to Government Relations Policy (10.1.6) to better reflect the needs of a relationship between Oregon’s Tribes and DOC as the state adheres to Executive Order 96-30 regarding State-Tribal Government to Government Relations.

State-Tribal Public Safety Cluster

DOC Diversity and Inclusion Administrator Gary Sims is currently coordinating the State-Tribal Public Safety Cluster, which meets three times per year. Some major themes or issues discussed over the past year include:

- Impact of marijuana on tribal lands including input from tribes in Washington and Arizona
- Legislative Commission on Indian Services 2016 Spring Gathering and Training for State Agencies as it pertains to sovereignty and consultation review
- Future DPSSST training on tribal laws, unification, and certification
- Coordination between cluster groups
- House Bill 2002 relating to public safety
- Senate Bill 343 pertaining to the repeal sunset provisions related to authorized tribal police officers

The Public Safety Cluster Coordinator is exploring potential joint cluster work with the Cultural Resources Cluster. The idea of a joint cluster was proposed to the Public Safety Cluster group for consideration.

Oregon Outside Entities

The Office of Diversity has been pursuing establishing relationship with other entities in Oregon, including:

- Business Oregon
- Center for Equity and Inclusion
- Office of Juvenile Justice and Delinquency Prevention (OJJDP)
- African American Behavioral Health and Addictions Treatment Coalition
- Department of Human Services, Ontario Office
- Disproportionate Minority Contact (DMC)
- Diversity, Equity, and Inclusion Business Resource Group
- Urban League of Portland
 - DOC has had a Memorandum of Understanding with the organization as of July 1, 2014.
- National Association for the Advancement of Colored People (NAACP)

IV. Diversity Awareness Program(s)

DOC has a variety of Diversity Awareness Programs, including:

Agency Wide Diversity Council

The department Diversity and Inclusion Advisory Council is currently being redeveloped as a Multi-Agency Advisory Council.

Employee Resources Groups

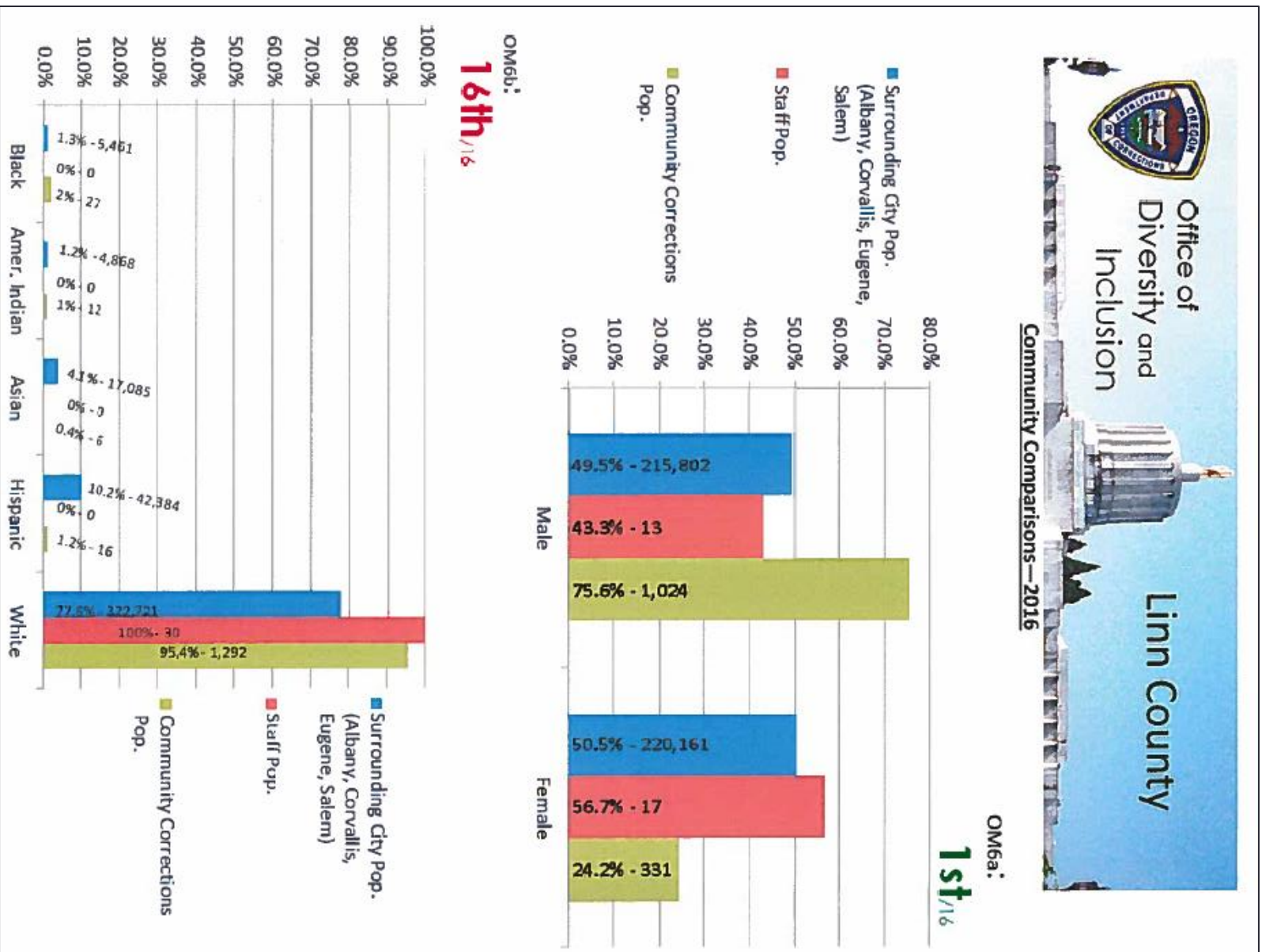
The Office of Diversity and Inclusion is currently in the planning phase of creating two Employee Resource Groups for the department regarding the following protected classes: Native Americans and Veterans.

Diversity Presentations, Training, and/or Activity

- Annual participation and funding towards the Statewide Diversity Conference
- Lunch and Learn Presentations
- Multicultural Appreciation Committee 2014 Diversity Training
- Racial Intelligence Training and Engagement (RITE) Conference and Training
- Oregon Chapter American Correctional Health Services Spring Conference
- National Organization for Blacks in Law Enforcement (NOBLE) Conference
- Diversity and Inclusion Institution Visits
- Diversity and Inclusion Institution and Division Factsheets (in development)

**See example of Factsheet on following 2 pages*

Example of a Factsheet (Front):



Example of a Factsheet (Back):

Ethnic / Gender Projection Goals for Linn County Parole & Probation							
Current Status 2016	Male	Female	Black	Amer. Indian	Asian	Hispanic	White
Surrounding City Population (Albany, Salem, Corvallis, Eugene)	49.5% - 215,802	50.5% - 220,161	1.3% - 5,461	1.2% - 4,869	4.1% - 17,085	10.2% - 42,384	77.6% - 322,721
Staff Population	43.3% - 15	56.7% - 22	0.0%	0.0%	0.0%	0.0%	100% - 30
Community Corrections Population	75.6% - 1,024	24.2% - 331	2% - 27	1% - 12	0.6% - 6	1.2% - 16	95.4% - 1,292
2021 Increase projection for staff's ethnic population.							
5 Year Projection Goal							White
Staff Population							
*26.6% increase in ethnic population of staff.							
2026 Increase projection for staff's ethnic population.							
10 Year Projection Goal							White
Staff Population							
* Additional 26.6% increase in ethnic population of staff.							
Projected 10 year totals:							
Staff Population							
* Totalling to 53.3% of staff being ethnic.							
<p>* The purpose of this document is to state the current ethnic and gender statistics for the Linn County Parole and Probation facility; our intention is to provide useful projection goals for each individual facility to help acquire and maintain the Governor's Executive Order 16-09: Relating to Affirmative Action and Diversity & Inclusion, where the Governor has specifically requested "each Agency Director and Administrator shall review and discuss each agency's affirmative action plan and affirmative action goals to identify resources for improving the hiring and development opportunities of underrepresented persons".</p> <p>* Data acquired from:</p> <p>State of Oregon: Department of Corrections http://www.oregon.gov/doc/RESRCH/docs/community_profile.pdf (July 20, 2016)</p> <p>United States Census Bureau: https://www.census.gov/quickfacts/table/PST045215/4123850,4135800,4101000,4164900 (July 20, 2016)</p>							
Employee data from: DAS PPDB Data via Eric Westerfield, HR Recruitment Analyst (July 20, 2016)							
Office of the Governor: Executive Order 16-09-RELATING TO AFFIRMATIVE ACTION AND DIVERSITY & INCLUSION							

Diversity and Inclusion Site Committees (DISC)

The following is a list of institutions that have satellite committees for diversity and inclusion and their main contacts.

CCCF

Contact: Lieutenant Lester Kiser
Lester.A.Kiser@doc.state.or.us
(503)570-2268 or (503)570-6421

CRCI

Contact: Linn Menzie
Linn.R.Menzie@doc.state.or.us
(503)280-6646

DRCI

Contact: Michele Simmelink
Michele.L.Simmelink-Rask@doc.state.or.us
(541)325-5224

EOCI

Contact: Nina Sobotta
Nina.E.Sobotta@doc.state.or.us
(541)278-7113

OSP/MCCF

*Pending

Sponsor: Captain Randy Holcomb
Randy.W.Holcomb@doc.state.or.us
(503)378-2109

Co-Chair: Brent Eriksen
Brent.A.Eriksen@doc.state.or.us
(503)378-2443

Co-Chair: Lieutenant Ed Rose
Edward.V.Rose@doc.state.or.us
(503)373-1468

PRCF

Chair: Veronica Johnson
Veronica.Johnson@doc.state.or.us
(541)523-9549

Co-Chair: Vicki Clark

Vicki.S.Clark@doc.state.or.us

(541)523-9557

SCI

Contact: Susi Hodgkin

Susi.A.Hodgin@doc.state.or.us

(503)378-5558 x259

SCCI

*Not an official committee

Contact: Claudia Wells

Claudia.X.Wells@doc.state.or.us

(541)756-6666 x275

SRCI

Chair: Sara Serrano

Sara.Serrano@doc.state.or.us

(541)881-5063

Chair: Captain Jose Garcia

Jose.R.Garcia@doc.state.or.us

(541)881-5018

TRCI

*In Development

Contact: Sherry Iles

Sherry.I.Iles@doc.state.or.us

(541)922-2024

WCCF

Contact: Lisa Carpenter

Lisa.A.Carpenter@doc.state.or.us

(541)947-8242

**Information on Diversity and Inclusion Site Committees at the Institutions provided by representatives from each institution (September 2016)*

V. Leadership Development/Training Program(s)

Developing Leadership Breakthrough Initiative

A 10-member, cross-divisional team is meeting from July through December 2016, to research best practices in leadership development and make a set of recommendations to the DOC Executive Team for approval and implementation. While the team meets, members will seek input and feedback from identified staff stakeholders to validate findings and recommendations. This Breakthrough team's work will be complete when all recommendations have been approved by the Executive Team, in preparation for a second Breakthrough Initiative (implementation). The work-product of this Breakthrough team will prepare the agency to implement a standardized leadership development approach across the agency. The Breakthrough has four goals:

- Develop a leadership philosophy and identify challenges unique to DOC and how to approach developing leaders
- Define standard DOC leadership attributes and expectations
- Recommend leadership training
- Recommend change management (rollout) strategy to include an agency-wide communication plan, coaching, training, mentoring, networking and Individual Leadership Development Plan (ILDP) approach

**Information provided by Jeanine Hahn, PDU Administrator (September 2016)*

New Manager Training Initiative

The Professional Development Unit is partnering with Human Resources and to produce a new 40-hour, classroom-based training targeted primarily at new managers that will create a baseline of common management skills and knowledge. The course will provide an overview of basic human resources management principles, with a strong focus on the people side of being in a management role, along with the basics of payroll, contracts, and procurement.

**Information provided by Jeanine Hahn, PDU Administrator (September 2016)*

RITE Training – Leadership Team (August 17, 2016)

On August 17, 2016, the DOC Leadership Team attended a one day Racial Intelligence Training and Engagement (RITE) course. The training is described as follows:

RITE Leadership Training teaches critical components of both Emotional Intelligence (EI), and Social Intelligence (SI), combined with the RITE Tools. This is the RITE combination, which drives individual performance towards team success. Emotional Intelligence is being aware of our emotions, and to acknowledge that emotions can drive behavior that impacts others (positively and negatively). Social Intelligence is how we effectively navigate and negotiate all social relationships and situations. The RITE Tools (like the Emotional Energy Ladder), makes us aware of our emotions, how we affect others, and that only we have the power to make those changes.

**Information provided by Brandon Kelly, Superintendent of Oregon State Penitentiary (September 2016)*

DRCI

Deer Ridge Correctional Institution has sent many of its management staff to attend local training hosted by the Diversity Coalition which offers a four-part series called “Let’s Talk Diversity”.

VI. Additional Program(s)

Staff Wellness Breakthrough Initiative

Recent research has brought awareness of the importance of achieving and sustaining the health and wellness of correctional employees. The National Institute of Corrections (NIC) is focusing attention on wellness among corrections employees by sponsoring information sharing sessions, conferences, and further research. DOC Director Colette S. Peters is championing NIC efforts on wellness and the DOC Executive Leadership Team has identified wellness as a key priority in the 2015-2017 biennium and allocated resources to identify and implement changes.

Studies show correctional employees’ lifespans are shorter than other public safety employees’ and the general public’s’. Correctional Officers have the second highest mortality rate of any occupation. On average a Correctional Officer’s 58th birthday is his/her last and he/she will live only 18 months after retirement. Correctional Officers have higher divorce and substance abuse rates than the general population and will be seriously assaulted at least twice, on average, in a 20 year career. Of all assaults in prisons and jails 33.5% are committed by inmates against staff.

- Data about the mental, emotional and physical health of DOC employees is limited to two studies that focused on Correctional Officers only and is now 2.5 years old. No ongoing or additional studies are planned.
- DOC has not focused on nor prioritized the importance of health risks associated with the profession and the importance of preventative wellness maintenance. Research and experience indicate employees and/or families may not seek resources or information concerning wellness as a whole until a significant life event occurs. Wellness has not been clearly defined and there are limited resource options pertaining to wellness.
- A corrections environment, which is often negative, exposes employees to the following types of stressors either directly or indirectly: 24/7 operation with unconventional days off, missed family events, mandatory overtime, traumatic events, and a heightened state of awareness. OHSU and PSU studies focused on

the security series showed they have high rates of suicide, obesity, sleep deprivation, divorce, substance abuse, and other health related issues.

- The cynical and skeptical culture within the corrections profession makes employees reluctant to ask for help or trust state sponsored programs. This suggests employees are concerned about confidentiality and the stigma attached to accessing available resources, preventing them from getting assistance. For example, in a study conducted by PSU only 38% of the Oregon Department of Corrections' workforce was confident with the anonymity of the Employee Assistance Program. In the same study, only 22.4% of employees expressed comfort in communicating conflicts with their immediate supervisor.
- DOC has numerous wellness programs and resources distributed across 17 different work locations. Examples include fitness centers, Healthy Team Healthy You, Weight Watchers, Employee Assistance Program, Emergency Staff Services, Health Engagement Model, Employee Entertainment and Recreation, and mindfulness-based wellness and resilience training. Many of these programs and resources are available at little to no cost and offer incentives to participate.

To do nothing about employee health and wellness is to accept the statistics of declining employee health. By focusing resources and attention on balanced wellness the goal is to positively impact quality of life for corrections employees and their families. We will sustain a work atmosphere of positivity and a support network that is accessible and impactful, ultimately improving life expectancy, reducing divorce and suicide rates, decreasing drug and alcohol abuse, and positively impacting overall health.

Workforce Planning and Diversity Breakthrough Initiative

Given high numbers of potential DOC retirees (data suggests 52 percent of current staff are eligible to retire in the next 3.5 years) and other Human Resources (HR) challenges, such as regular turnover and key position vacancies, our HR Division is working on a Breakthrough Initiative to develop practices, processes, and systems that both predict the agency's needs and provide a diverse, sustainable, and qualified workforce. Of note, there is a national downward trend in police and corrections recruitment, so Oregon's work is of interest to many other agencies across the nation as we share our research. Our goal is to improve diversity and create a more culturally competent workforce with measurable outcomes, while ensuring retention.

The Breakthrough Team has had many successes since they began work. Those successes include:

- A better understanding of data in regards to retention and retirement rates, why staff leave security for non-security positions and why DOC staff leave the agency.

- Recruitment strategy and gap analysis.
- A new Recruitment Team which includes a social media, health services, security and general recruiters.
- Changes to NEOGOV
 - Reduction in the number of questions for COs applicants and eliminate duplication in the application process
 - Mandatory questions about how applicant found DOC
 - Working title changes in NEOGOV in order to increase the number and quality of applicants
- Critical positions for workforce planning have been identified with the desire qualifications we want men and women to bring to those positions.
- Recruiting using social media, including Facebook and LinkedIn.
- One-day recruiting events at four institutions. These events allow an applicant to tour the facility, complete the required testing, interview and begin the background investigation process.
- Pilot a staff mentoring program at the Eastern Oregon Correctional Institution (EOCI), which has a highest turnover rate of all the institutions at 11%. The objectives for the pilot are to aid new staff in acclimating to the correctional environment and increase morale, organizational productivity and career development. The fundamental measure of the pilot's success is decreasing the turnover rate at EOCI.

There is still a significant amount of important work still to come. The team would like to:

- Expand the mentoring program to additional locations
- Standardize the hiring and selection process across the state
- Develop and implement and bench strength process and work in conjunction with the Developing Leadership initiative

E. Executive Order 16-09 Updates

I. Respectful Leadership Training (Diversity, Equity, and Inclusion)

Cultural Competency Advisory Committee

Effective: August 2015

Terminated: January 2016 due to a lack of staff resources

Mission

The mission of the Cultural Competency Advisory Committee is to circulate linguistic and cultural training pertaining to increasing diverse cultures throughout all DOC institutions. The training will be designed to enhance competencies to solidify seamless security and safety in accord with DOC's mission, vision, and values To accomplish this objective, the Office of Diversity & Inclusion will deploy a cultural

competency trainer with a team to assist him/her with the logistics necessary to initiate and conclude outcomes in our strategic initiative.

Goals

- Promoting cross-cultural awareness and respect via training and or symposiums.
- Assess cultural competence and implement remedies.
- Train culturally competent providers.
- Provide outside agency or providers with abilities to train staff/contractors and inmates to enhance safety and security.
- Train on the value of recruitment of bilingual, bicultural, and culturally diverse staff.
- Demonstrate how demographic profiles of the correctional community will enable plans for services that respond to the cultural characteristics of the customers serviced.
- Emphasize the value of participatory, collaborative partnerships with community stakeholders i.e. communities that are marginally represented in the correctional setting.
- Make training available to the public and illustrate the benefits or value of their participation in securing lower recidivism among disproportionately represented groups in corrections.

Destination 2026 – Culture

Starting in 2017, the department will begin a new initiative related to culture as part of its 10-year strategic plan. DOC expects its 10-year outcomes to include:

- Valuing employees and families.
- Asking for help will be seen as a sign of strength.
- Treating each other with respect.
- Role modeling, reinforcing, and redirecting with those in custody and on supervision.
- Using every interaction as an opportunity for positive change.

II. Statewide Exit Interview Survey

Response Rate from July 1, 2015 – June 30, 2017: 12% (53 out of 436)

Table 13. Exit Survey Responder Demographics: Ethnicity

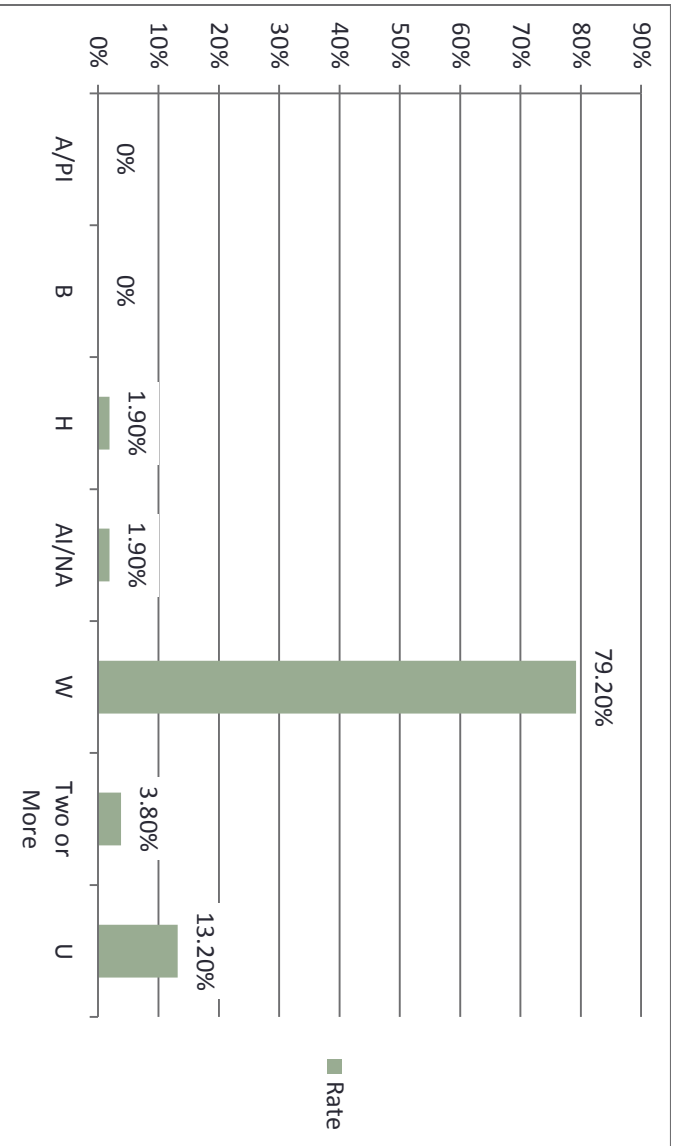


Table 14. Exit Survey Responder Demographics: Gender

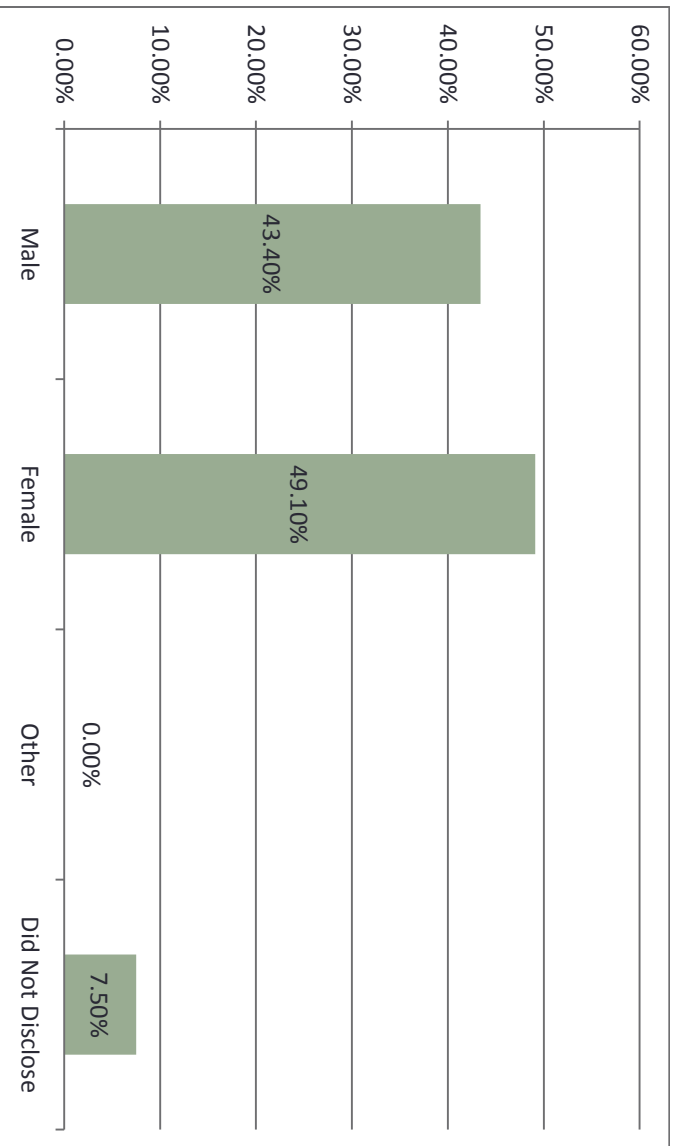


Table 15. Exit Survey Responder Demographics: Veteran

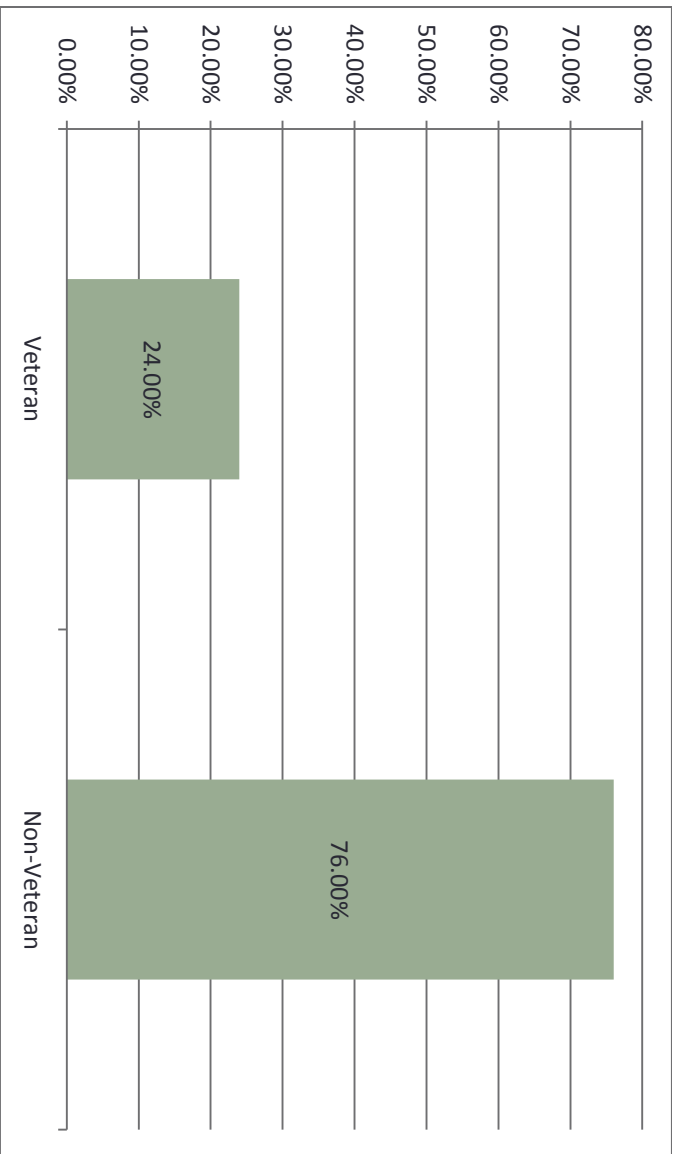
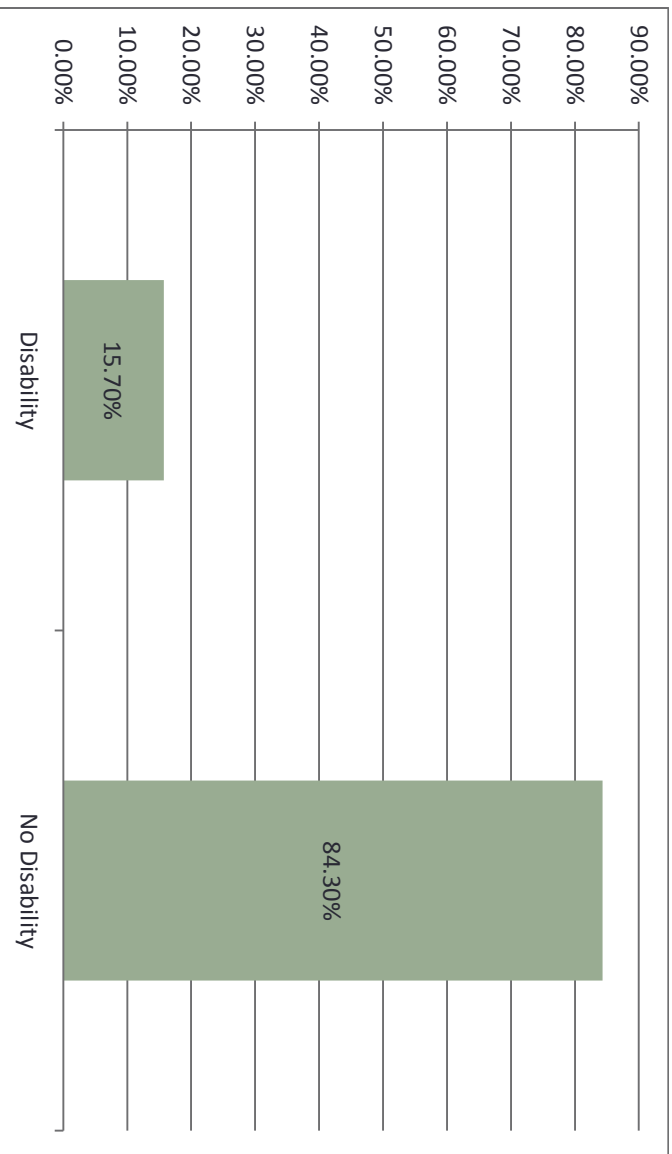


Table 16. Exit Survey Responder Demographics: Disability



Data for Tables 13-16 from DAS PPDB Data via Eric Westerfield, HR Recruitment Analyst (August 2016)

III. **Performance Evaluation of all Management Personnel**

DOC's management personnel evaluation form measures our managers and supervisors effectiveness in achieving a respectful workplace, cultural competency and affirmative action as required in ORS 659A.012. Our goal is for each DOC manager and supervisor to receive annual performance evaluation. We are dedicated to providing a workplace free of discrimination because of one's race, religion, color, sex, marital status, national origin, disability or age. In addition, our position descriptions contain specific diversity statements as an expectation for each position.

**Information provided by John Nees and the Instructions for Management and Executive Service Performance Plan and Evaluation*


[Management and Executive Service Performance Plan Evaluation Form](#)

[Management and Executive Service Performance Plan Instructions](#)

F. Status of Contracts to Minority Businesses


The following data on contracts to minority business is from July 1, 2014 – June 30, 2016. It is important to note that the data represented on contractors is flawed. The business that DOC does with Minority and Women Owned Businesses is likely underreported due to inaccuracy in the ability to match data between the Certification Office of Business Inclusion and Diversity (COBID) certified businesses and DOC Vendors listed in the Automated Financial Accounting Manufacturing Inventory System (AFAMIS).

Table 17. Rate of Contracts to Minority Businesses: Number of Contracts



<u>Certification</u>	<u>Number of Contracts</u>
Women Owned _____	596
Minority Owned _____	1
Both Women and Minority Owned _____	6
Total DOC Contracts _____	15,357

Table 18. Rate of Contracts to Minority Businesses: Money Spent on Contracts



<u>Certification</u>	<u>Money Spent</u>
Women Owned _____	\$514,820.88
Minority Owned _____	\$55,610.64
Both Women and Minority Owned _____	\$20,199.60
Total DOC Contracts _____	\$436,990,675.98

**Data for tables 17-18 provided by Dick Hawks, Procurement and Contracts (September 2016)*

III. Roles for Implementation of Affirmative Action Plan

A. Responsibility and Accountability

I. Director/Administrators

- In 2013, the Director saw the opportunity to bring diversity and inclusion into the department and assigned Gary Sims to start up the Office of Diversity and Inclusion.
- The Director identified the need for a more diverse staff and tasked the Office of Diversity and Inclusion with attending career fairs, specifically for diverse groups, on behalf of the agency.
- The former Deputy Director wanted different institutions and divisions to know the diversity breakdown of staff in their corresponding areas and tasked the Office of Diversity and Inclusion with creating factsheets that could be used to report out on current statistics.
- The Director recognized the importance of tracking parity and affirmative action goals and instructed that four CORE measures be created to identify progress made or lost pertaining parity goals. The four measures are: Gender Diversity, Ethnic Diversity, Gender Diversity in the Correctional Officer Series, and Ethnic Diversity in the Correctional Officer Series.
- The Director’s Office determined that the handling of International Consulate Affairs would best fit into the work of the Office of Diversity and Inclusion and assigned this work to the D&I Office. This is creating stronger relationships between DOC and various foreign consulates.
- The Director’s Office identified the need for advancement of Government to Government relations with the federally and non-federally recognized tribes, and assigned the duties of both the Tribal Liaison and the State-Tribal Public Safety Cluster to Gary Sims and the Office of Diversity and Inclusion.
- The Director and the Executive Leadership Team identified the need for a culture of respect and inclusion and tasked the Office of Diversity and Inclusion with leading the culture portion of the department’s 10-Year Strategic Plan.
- The Director saw the importance of structure for diversity and inclusion and instructed the creation of a Diversity and Inclusion Multi-Agency Advisory Council, approved a Diversity and Inclusion Policy (10.1.8) for the department, and approved, along with the Executive Leadership Team, a Policy Option Package in the Agency Request Budget to permanently fund the Office of Diversity and Inclusion.

- The Director identified the importance of offering resources to DOC staff and asked the Office of Diversity and Inclusion to begin creating various Employee Resource Groups (ERGs) for the agency.
- The Director tasked the Diversity and Inclusion Administrator to act as a liaison between the department and the Governor’s Equity and Community Engagement Office after identifying the importance of aligning with the Governor’s Affirmative Action expectations.
- The Director determined a need for diversity, equity, and inclusion education and requested that the Office of Diversity and Inclusion begin hosting Lunch and Learn presentations that staff could attend in person or remotely.
- The Director identified the importance of having a strong working relationship with Oregon’s Commissions (Black, Hispanic, Women, and Asian and Pacific Islander) and tasked the Diversity and Inclusion Administrator with attending Commission meetings that pertain to diversity, equity, and inclusion.
- The Director requested that the Office of Diversity and Inclusion work with colleges and other entities to re-establish internship opportunities, which could create a system of succession planning.
- The Director identified the importance of preventative work when it comes to the high prevalence of minorities incarcerated in the criminal justice system and tasked the Office of Diversity and Inclusion to be involved with the Governor’s Disproportionate Minority Contact (DMC) efforts.
- The Director recognized the importance of involvement with other state agencies when it comes to Diversity and Inclusion and has continually decided to fund having staff attend the Annual Statewide Diversity Conference.

II. Managers and Supervisors

- Various managers and supervisors in the agency have been actively willing to send staff to the Annual Statewide Diversity and Inclusion.
- Superintendents have identified the importance of diversity and inclusion and, in order to help their institutions, have selected representatives to run Diversity and Inclusion Site Committees (DISC) in each institution.
- Superintendents have reached out to the Office of Diversity and Inclusion when issues pertaining to diversity have arisen in their institutions to try and advance their institutions in issues of diversity, equity, and inclusion.
- Superintendents have had the Office of Diversity and Inclusion present to their Executive Management Teams to educate leadership in diversity, equity, and inclusion.
- Superintendents have accommodated Diversity and Inclusion staff when inmates have requested assistance with discrimination.

- Superintendents and Assistant Directors have worked with Diversity and Inclusion to identify 5- and 10-year goals of increasing diverse staff in their divisions or institutions.
- The Administrative Services Division has been collaborating with the Office of Diversity and Inclusion to advance diversity, equity, and inclusion in the agency.

iii. Affirmative Action Representative

- In June 2016, the Affirmative Action Representative Gary Sims noticed an increase in inmates at an institution concerned about their paperwork and/or claims not being filed properly, so the Affirmative Action Representative set up a meeting with staff and an inmate to resolve the issues with filing the paperwork.
- In July 2016, the Affirmative Action Representative met with two female staff who felt they were not being heard or respected by upper management due to them being women. The Affirmative Action Representative went and met with the women to provide them with the support they were looking for and to let them know to contact the Office of Diversity and Inclusion for assistance with particular issues.
- The Affirmative Action Representative identified the need for more staff and a budget, specific to the Office of Diversity and Inclusion, and wrote a Policy Option Package for the Agency Request Budget that was approved by the Executive Leadership team to be reviewed by the Legislature.
- The Affirmative Action Representative recognized the importance of outer agency perspectives and got involved in collaborating with other state agencies to learn from each other's experiences.
- In June 2016, the Affirmative Action Representative was notified by a Superintendent of an issue where a staff member used a racial slur with an inmate. The staff member was reprimanded and the Affirmative Action Office met with the Superintendent and then sent a Diversity and Inclusion representative to check in with the inmate and ensure that he was okay.
- From November 2015 through April 2016, the Affirmative Action Representative was involved with staff and Upper Management at an institution to address an influx of racial slurs being used towards People of Color. The Affirmative Action Representative worked to educate the Superintendent and Management on appropriate actions to take in this situation. The Affirmative Action Representative also followed up with a staff member that felt harmed by the racial slurs.
- In 2015, a Superintendent notified the Affirmative Action Representative that an employee was being targeted for their race. The offender was identified to be guilty and was terminated. The Affirmative Action Representative was deployed to provide support to the victimized staff.

IV. July 1, 2015 – June 30, 2016

A. Accomplishments

Business Resource Group

The Office of Diversity and Inclusion strengthened relationships and communication with other state agencies and their diversity offices.

Colleges and Universities

The Office of Diversity and Inclusion established and maintained strong relationships with various colleges and universities in Oregon.

Commissions

The Office of Diversity and Inclusion solidified its relationship with the Commission on Black Affairs, Hispanic Affairs, Asian and Pacific Islander Affairs, and for Women.

Community Organizations

The Office of Diversity and Inclusion is involved with various Latino and Native American community organizations to show the benefits employment at the department.

Consulate

The Office of Diversity and Inclusion defined what a strong working relationship with consuls can look like through work completed with the Consulate of Mexico in Portland.

Diversity and Inclusion Involvement in Leadership

The Diversity and Inclusion Administrator has been selected as a stakeholder for the DOC Leadership Breakthrough Team and has been advising for the Leadership Breakthrough on a bi-weekly basis.

Diversity and Inclusion Job Fairs

The department's involvement with career fairs, specifically related to diversity and inclusion, increased over the last biennium.

Diversity and Inclusion Policy Package

Recognizing the importance of diversity and inclusion, the DOC Executive Leadership Team included a Policy Option Package in its Agency Request Budget to permanently fund the Office of Diversity and Inclusion.

Diversity and Inclusion Staff

The Office of Diversity and Inclusion has grown to five staff members (includes permanent and temporary employees).

The Office of Diversity and Inclusion has completed and received approval on two staff position descriptions.

Factsheets

The Office of Diversity and Inclusion is now able to give tools to Superintendents and Assistant Directors on underrepresented staff as they compare to the community, and provide 5- and 10-year projected goals that will help each division achieve parity.

Governor's Office

The Office of Diversity and Inclusion established a strong and consistent relationship with the Governor's Office of Equity and Community Engagement.

Legislative Commission on Indian Services

Tribal Liaison has been accepted by the Legislative Commission on Indian Services as someone who is pushing the agency forward in achieving a strong relationship between the agency and the 9 Federal and Non-Federally recognized tribes.

National Conferences and Connections

The department has gained a better understanding of the importance of diversity and inclusion in the work place through attendance at national diversity and inclusion conferences and trainings.

The Office of Diversity and Inclusion has used memberships with national groups such as the Society for Human Resources Management (SHRM) and Executive Leadership to gain more information regarding evidence-based practices for workplace change.

Recognition

The department has gained recognition for its diversity and inclusion practices by the Washington Department of Corrections at a meeting on August 31, 2016 regarding Oregon DOC Volunteers.

Relationships with Superintendents

The Superintendents of the institutions value the Office of Diversity and Inclusion.

State-Tribal Public Safety Cluster

The Public Safety Cluster Coordinator was able to gain a better understanding of expectations of Cluster Groups and what it takes to organize the Group.

Coordinator was accepted by the Police Chiefs in the group and gained the respect as a lead agency involved in the Public Safety Cluster.

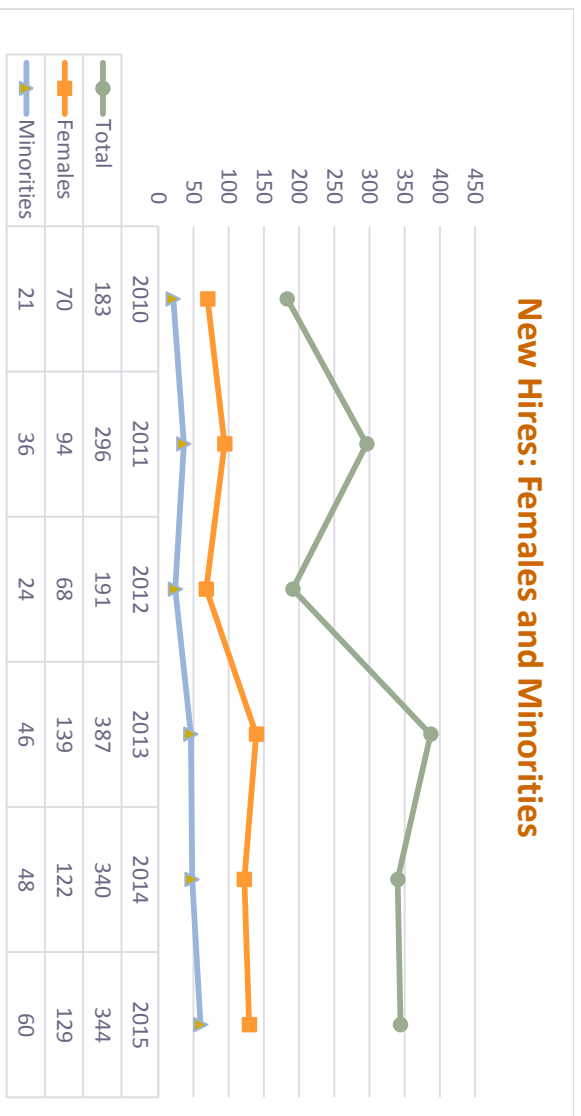
Statewide Diversity Conference

The Department continues to contribute, partially fund, and be involved with the Annual Statewide Diversity Conference.

B. Progress Made or Lost Since Previous Biennium

- The Department restructured the organizational chart which moved the Office of Diversity and Inclusion to a lower level.
- Training on diversity and inclusion has been reduced to one hour and is offered online only.
- Some diversity and inclusion programs started and, due to budget and resource constraints, were reduced or stopped.

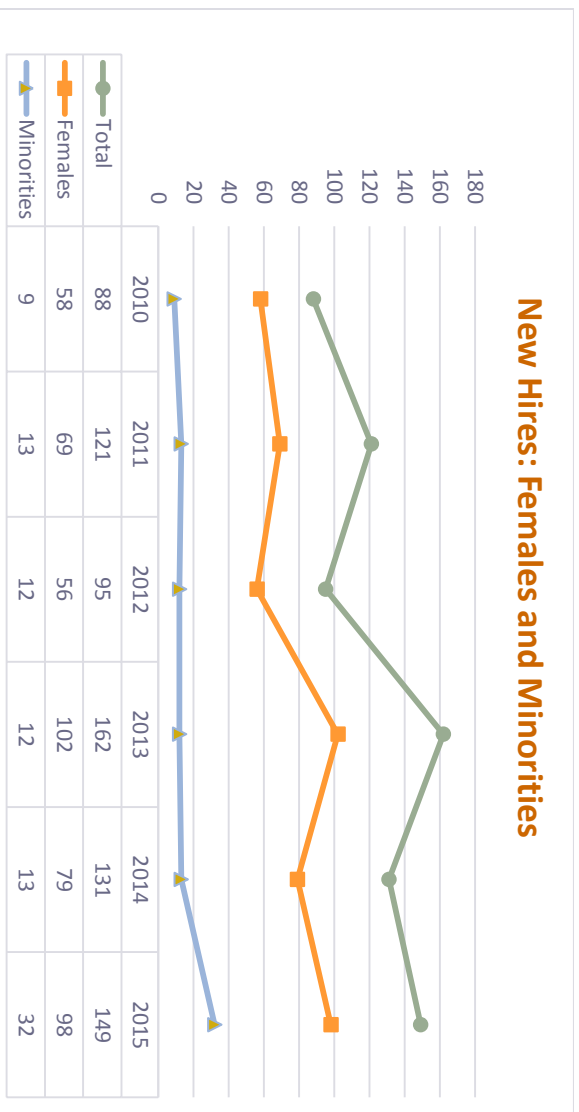
Table 19. All New Hires: Females and Minorities



Number of Employees Hired						
	2010	2011	2012	2013	2014	2015
Total	183	296	191	387	340	344
Females	70	94	68	139	122	129
Minorities	21	36	24	46	48	60
Asian & Pacific Islanders	5	3	3	9	10	15
Black	6	8	10	4	4	7
Hispanic	10	20	9	28	29	32
Native American		5	2	5	5	6
White	162	260	167	341	292	284

Percentage of Employees Hired						
	2010	2011	2012	2013	2014	2015
Total	183	296	191	387	340	344
Females	38.3%	31.8%	35.6%	35.9%	35.9%	37.5%
Minorities	11.5%	12.2%	12.6%	11.9%	14.1%	17.4%
Asian & Pacific Islanders	2.7%	1.0%	1.6%	2.3%	2.9%	4.4%
Black	3.3%	2.7%	5.2%	1.0%	1.2%	2.0%
Hispanic	5.5%	6.8%	4.7%	7.2%	8.5%	9.3%
Native American		1.7%	1.0%	1.3%	1.5%	1.7%
White	88.5%	87.8%	87.4%	88.1%	85.9%	82.6%

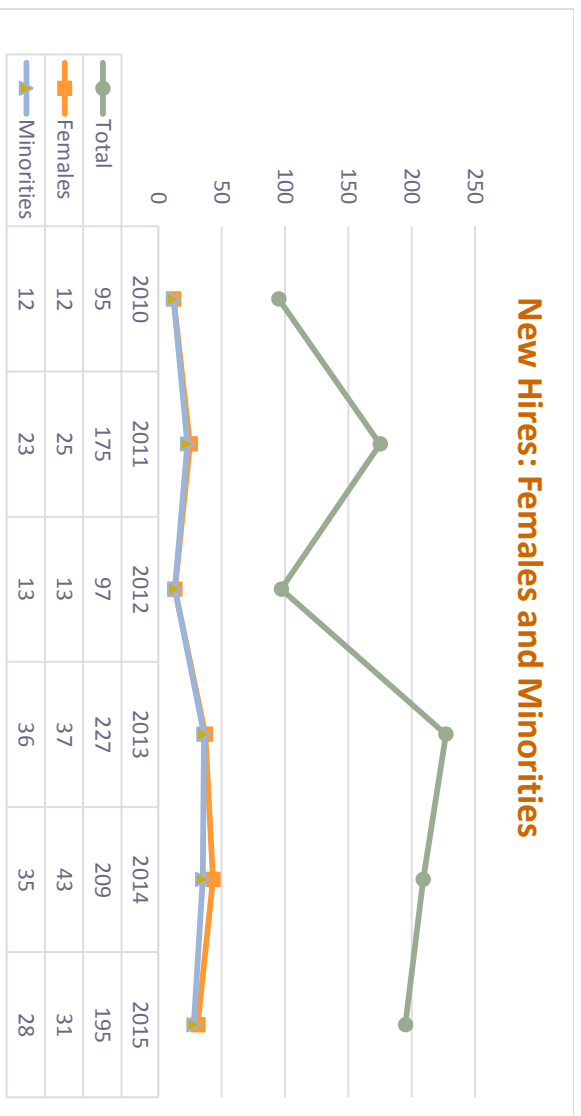
Table 20. Non-Security New Hires: Females and Minorities



Number of Employees Hired						
	2010	2011	2012	2013	2014	2015
Total	88	121	95	162	131	149
Females	58	69	56	102	79	98
Minorities	9	13	12	12	13	32
Asian & Pacific Islanders	3	1	2	5	3	12
Black	2	3	5	1	1	5
Hispanic	4	6	4	4	6	10
Native American		3	1	2	3	5
White	79	108	83	150	118	117

Percentage of Employees Hired						
	2010	2011	2012	2013	2014	2015
Total	78	112	89	147	120	131
Females	65.9%	57.0%	58.9%	63.0%	60.3%	65.8%
Minorities	10.2%	10.7%	12.6%	7.4%	9.9%	21.5%
Asian & Pacific Islanders	3.4%		2.1%	3.1%	2.3%	8.1%
Black	2.3%	2.5%	5.3%	0.6%	0.8%	3.4%
Hispanic	4.5%	5.0%	4.2%	2.5%	4.6%	6.7%
Native American		2.5%	1.1%	1.2%	2.3%	3.4%
White	89.8%	89.3%	87.4%	92.6%	90.1%	78.5%

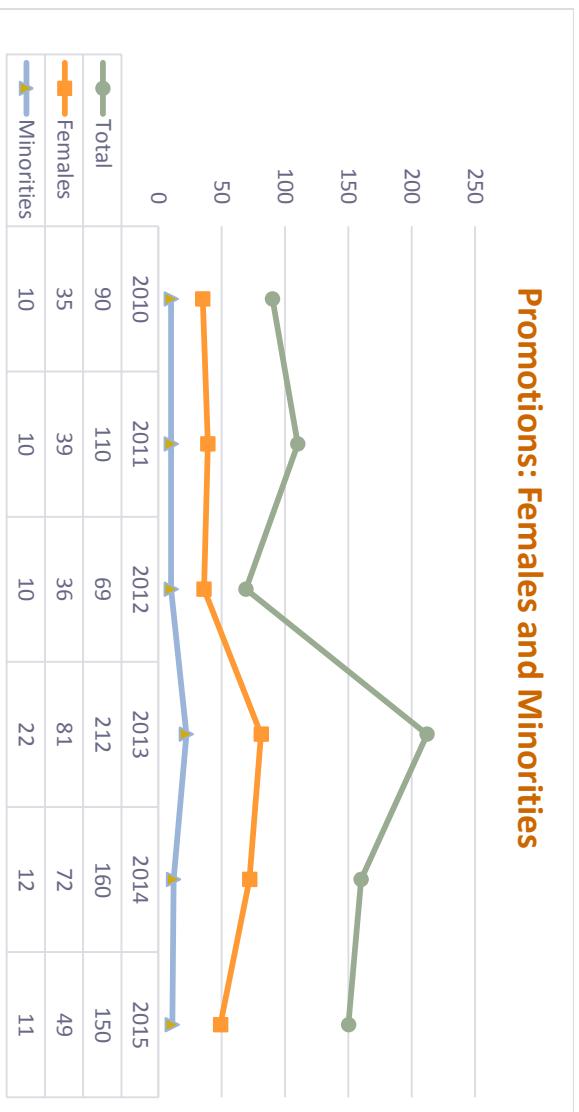
Table 21. Security New Hires: Females and Minorities



Number of Employees Hired						
	2010	2011	2012	2013	2014	2015
Total	95	175	97	227	209	195
Females	12	25	13	37	43	31
Minorities	12	23	13	36	35	28
Asian & Pacific Islanders	2	2	1	4	7	3
Black	4	5	5	3	3	2
Hispanic	6	14	5	24	23	22
Native American		2	1	3	2	1
White	83	152	84	191	174	167

Percentage of Employees Hired						
	2010	2011	2012	2013	2014	2015
Total	95	175	97	227	209	195
Females	12.6%	14.3%	13.4%	16.3%	20.6%	15.9%
Minorities	12.6%	13.1%	13.4%	15.9%	16.7%	14.4%
Asian & Pacific Islanders	2.1%	1.1%	1.0%	1.8%	3.3%	1.5%
Black	4.2%	2.9%	5.2%	1.3%	1.4%	1.0%
Hispanic	6.3%	8.0%	5.2%	10.6%	11.0%	11.3%
Native American		1.1%	1.0%	1.3%	1.0%	0.5%
White	87.4%	86.9%	86.6%	84.1%	83.3%	85.6%

Table 22. All Promotions: Females and Minorities



Number of Employees Promoted						
	2010	2011	2012	2013	2014	2015
Total	90	110	69	212	160	150
Females	35	39	36	81	72	49
Minorities	10	10	10	22	12	11
Asian & Pacific Islanders	2	3	1	6	2	1
Black	1	1	1	1	4	4
Hispanic	6	4	7	9	5	6
Native American	1	2	1	6	3	
White	80	100	59	190	146	139

Percentage of Employees Promoted						
	2010	2011	2012	2013	2014	2015
Total	90	110	69	212	160	150
Females	38.9%	35.5%	52.2%	38.2%	45.0%	32.7%
Minorities	11.1%	9.1%	14.5%	10.4%	7.5%	7.3%
Asian & Pacific Islanders	2.2%	2.7%	1.4%	2.8%	1.3%	0.7%
Black	1.1%	0.9%	1.4%	0.5%	2.5%	2.7%
Hispanic	6.7%	3.6%	10.1%	4.2%	3.1%	4.0%
Native American	1.1%	1.8%	1.4%	2.8%	1.9%	
White	88.9%	90.9%	85.5%	89.6%	91.3%	92.7%

Table 23. Non-Security Promotions: Females and Minorities



Number of Employees Promoted						
	2010	2011	2012	2013	2014	2015
Total	43	54	48	117	93	85
Females	27	29	34	66	60	43
Minorities	6	6	7	9	9	5
Asian & Pacific Islanders	2	2	1	3	2	1
Black		1	1		2	1
Hispanic	3	2	5	3	3	3
Native American	1	1		3	2	
White	37	48	41	108	84	80

Percentage of Employees Promoted						
	2010	2011	2012	2013	2014	2015
Total	43	54	48	117	93	85
Females	62.8%	53.7%	70.8%	56.4%	64.5%	50.6%
Minorities	14.0%	11.1%	14.6%	7.7%	9.7%	5.9%
Asian & Pacific Islanders	4.7%	3.7%	2.1%	2.6%	2.2%	1.2%
Black		1.9%	2.1%		2.2%	1.2%
Hispanic	7.0%	3.7%	10.4%	2.6%	3.2%	3.5%
Native American	2.3%	1.9%		2.6%	2.2%	
White	86.0%	88.9%	85.4%	92.3%	90.3%	94.1%

Table 24. Security Promotions: Females and Minorities

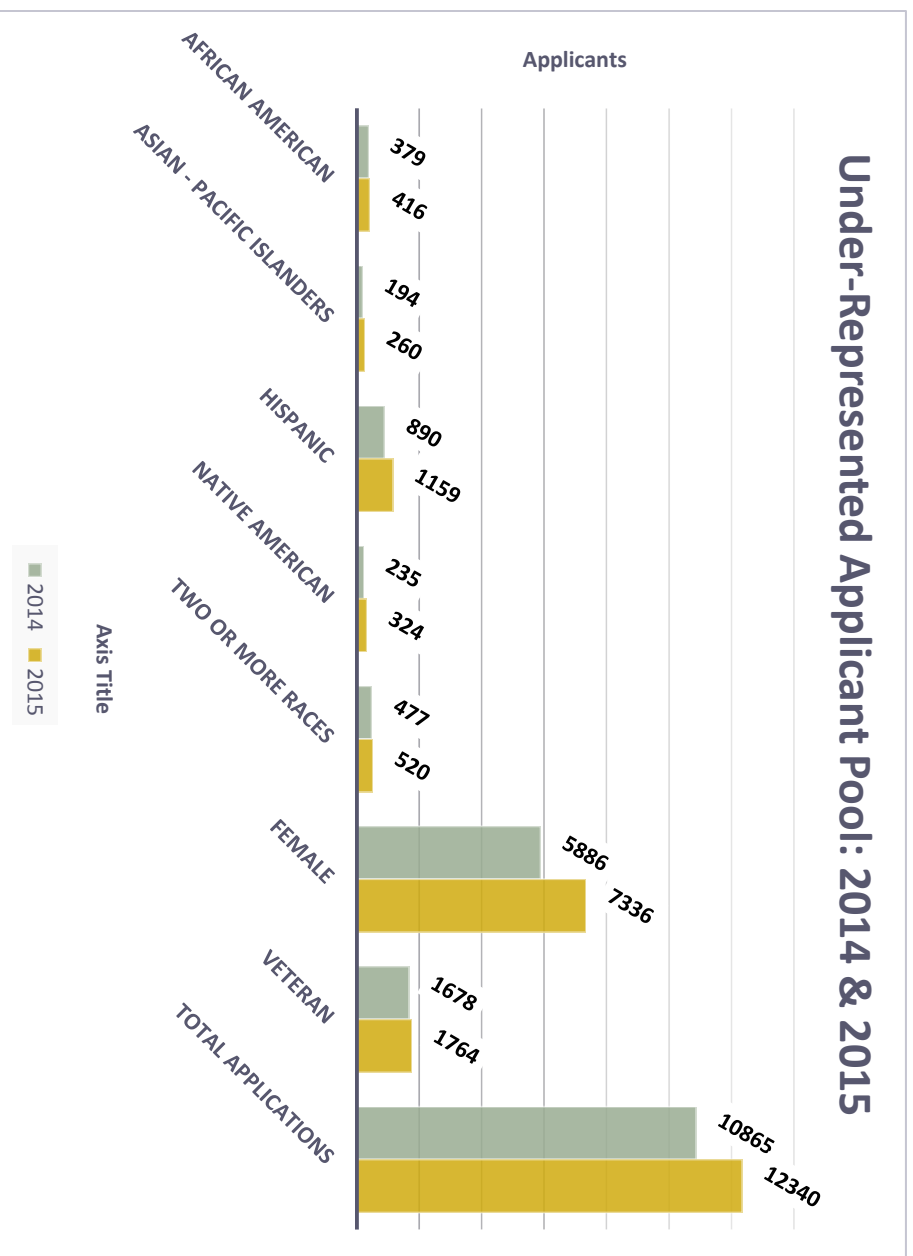


Number of Employees Promoted						
	2010	2011	2012	2013	2014	2015
Total	47	56	21	95	67	65
Females	8	10	2	15	12	16
Minorities	4	4	3	13	5	6
Asian & Pacific Islanders						
Black	1	1		3		
Hispanic	3	2	2	6	2	3
Native American		1	1	3	1	
White	43	52	18	82	62	59

Percentage of Employees Promoted						
	2010	2011	2012	2013	2014	2015
Total	47	56	21	95	67	65
Females	17.0%	17.9%	9.5%	15.8%	17.9%	24.6%
Minorities	8.5%	7.1%	14.3%	13.7%	7.5%	9.2%
Asian & Pacific Islanders						
Black	2.1%	1.8%		3.2%		
Hispanic	6.4%	3.6%	9.5%	6.3%	3.0%	4.6%
Native American		1.8%	4.8%	3.2%	1.5%	
White	91.5%	92.9%	85.7%	86.3%	92.5%	90.8%

Table 25. Underrepresented Applicant Pool

Under-Represented Applicant Pool: 2014 & 2015								
	African American	Asian - Pacific Islanders	Hispanic	Native American	Two or More Races	Female	Veteran	Total Applicants
2014	379	194	890	235	477	5886	1678	10865
2014 %	3.5%	1.8%	8.2%	2.2%	4.4%	54.2%	15.4%	
2015	416	260	1159	324	520	7336	1764	12340
2015 %	3.4%	2.1%	9.4%	2.6%	4.2%	59.4%	14.3%	
Change	-0.1%	0.3%	1.2%	0.5%	-0.2%	5.3%	-1.1%	12.0%



*Tables 19-25 from DAS PPDB Data provided by Eric Westerfield, HR Recruitment Analyst (September 2016)

V. July 1, 2017 – June 30, 2019

A. Goals for Your Affirmative Action Plan

The overarching goal for the agency for the 2017-19 biennium is to maintain the strong relationships that have been built with the Governor’s Office of Equity and Community Engagement, DOC Superintendents and Division Heads, the Public Safety Cluster, the Legislative Commission on Indian Services, the Oregon Commissions, the Consulate of Mexico, and other state agencies in Oregon. The following are DOC’s goals through June 30, 2019:

- (1) The Office of Diversity and Inclusion will create an annual report for the fiscal year of July 1 through June 30 and will complete the first report by August 1, 2018 for the fiscal year 2017-2018.
- (2) The Agency Affirmative Action Officer will monitor components of the Affirmative Action Plan, as they pertain to the Department of Corrections, on a monthly basis starting July 1, 2017.
- (3) Starting July 1, 2017, the Agency Affirmative Action Officer will monitor progress of the 2017-2019 Affirmative Action Plan Goals on a monthly basis and determine if the goals remain attainable by the timeframe given and if there are new goals that can and should be set.
- (4) The Office of Diversity and Inclusion will report on the progress of the 2017-19 Affirmative Action Plan and its goals at the department’s Quarterly Target Reviews (QTR) starting July 1, 2017.
- (5) The Diversity and Inclusion Administrator will contract with an agency that will complete an assessment of DOC’s culture of inclusion and respect by July 1, 2017.
- (6) The department will conduct performance evaluations with affirmative action measures with each manager from July 1, 2017 to June 30, 2018, and will set tracking measures for July 1, 2018 to June 30, 2019; The Office of Diversity and Inclusion will track the evaluations.
- (7) The Office of Diversity and Inclusion will implement an Affirmative Action and Cultural Competency training program for DOC staff and volunteers through New Employee Orientation (NEO), annual in-service training, and management training, starting July 1, 2017.

- (8) Have a minimum of a 70 percent attendance rate from each EEO-4 category at the Affirmative Action and Cultural Competency training from July 1, 2017 to June 30, 2018; The Office of Diversity and Inclusion will track the evaluations.
- (9) Starting July 1, 2017, the Office of Diversity and Inclusion will increase the diversity of the applicant pool by meeting with a minimum of 15 different underrepresented community organizations per year, as outlined in the Targeted Community Outreach Program, regarding careers at DOC.
- (10) By July 1, 2018, the Office of Diversity and Inclusion will send a Diversity and Inclusion representative to a minimum of one school (high school or college/university) per month to speak about DOC internships.
- (11) By July 1, 2018, the department will combine all formal and informal internship programs into one.
- (12) The Office of Diversity and Inclusion will design and implement a Native American Employee Resource Group (one for Eastern Oregon and one for Western Oregon) by July 1, 2017.
- (13) The Office of Diversity and Inclusion will design and implement a Veteran Employee Resource Group (one for Eastern Oregon and one for Western Oregon) by July 1, 2018.
- (14) The Office of Diversity and Inclusion will complete its update on the State/Tribal Government to Government Relations Policy (10.1.6) to the standards of the Agency Tribal Liaison by July 1, 2017.
- (15) Starting July 1, 2017, the Public Safety Cluster Coordinator will meet with the Executive Director of the Legislative Commission on Indian Services on a quarterly basis.
- (16) The Diversity and Inclusion Site Committees will hold events for their staff, and by January 1, 2018, will be hosting events for their institution or unit on a monthly basis.
- (17) The Diversity and Inclusion Administrator will meet with all Superintendents and Division Heads annually and with the Operations Division Management (ODM) biannually starting July 1, 2017.
- (18) By July 1, 2017, the Office of Diversity and Inclusion will design factsheets for all institutions and divisions, tracking the staffing of diverse individuals as it compares to the surrounding communities.
- (19) The Office of Diversity and Inclusion will update factsheets for the institutions and divisions on a quarterly basis starting July 1, 2017.

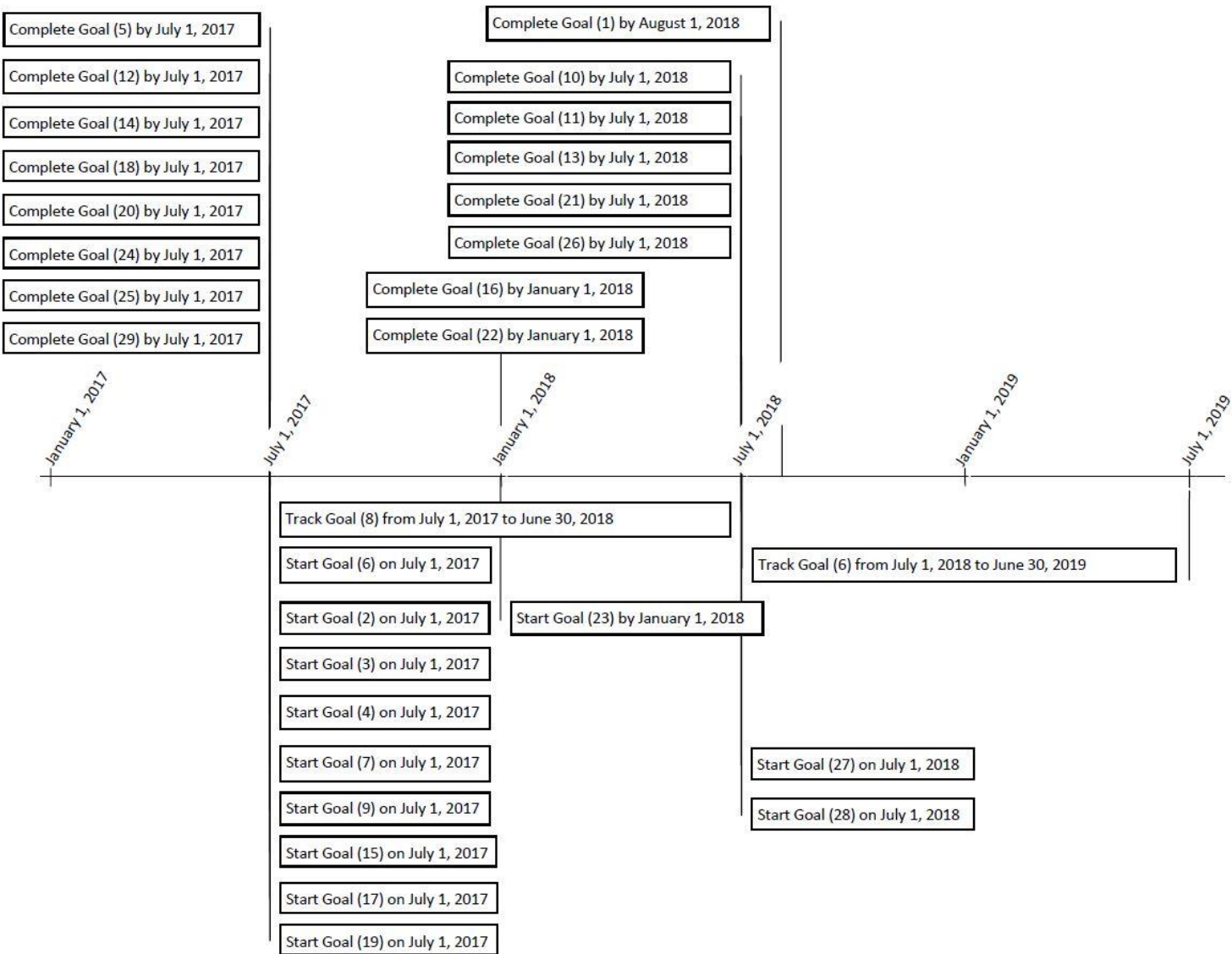
- (20) The Office of Diversity and Inclusion will obtain access to the Position and Personnel Data Base (PPDB) by July 1, 2017.
- (21) The Office of Diversity and Inclusion will work with the DOC Research Unit to create an accurate way to compare data between COBID and AFAMIS by July 1, 2018.
- (22) The Office of Diversity and Inclusion will work with PDU to design a new method of tracking attendance at DOC trainings, including tracking data by EEO-4 categories and begin using the method by January 1, 2018.
- (23) Starting January 1, 2018, the Office of Diversity and Inclusion will report training data by EEO-4 Category at every other Quarterly Target Review for Diversity and Inclusion related trainings.
- (24) The Office of Diversity and Inclusion will establish a Multi-Agency Advisory Council on Diversity and Inclusion by July 1, 2017.
- (25) The Office of Diversity and Inclusion will work within the Division to develop a scorecard by July 1, 2017.
- (26) The Office of Diversity and Inclusion will translate various and/or relevant department forms and documents into Spanish by July 1, 2018.
- (27) Starting July 1, 2018, the Office of Diversity and Inclusion will replicate the work that has been done with the Consulate of Mexico, Portland, for other Consuls that have a high prevalence of foreign national inmates in Oregon Prisons.
- (28) The Office of Diversity and Inclusion will begin attending additional commission meetings starting July 1, 2018.
- (29) By July 1st, 2017, the Affirmative Action Representative will have met with all Superintendents to develop individualized Institution Development Plans which will be used to track progress of diversity and inclusion in each institution.

B. Strategies and Timelines for Achieving Your Goals

Strategies:

Through the use of the Governor’s Executive Order, the vision of the Director, and the consistent implementation of the Affirmative Action Plan, the agency will begin to research how to involve the under-represented communities in Oregon with DOC. The Office of Diversity and Inclusion will work through its five-year plan and use confirmation from the Assistant Director of Administrative Services and Correctional Outcomes through Research and Engagement (CORE) to develop consistency and structure for Diversity and Inclusion. The agency will utilize the staff on the Diversity and Inclusion Site Committees and the Multi-Agency Advisory Council to gain insight on how to advance Diversity and Inclusion for the department.

Timeline:



VI. Appendix A - State Policy Documentation

[State Affirmative Action Documents](#)

VII. Appendix B - Federal Policy Documentation

[Federal Affirmative Action Documents](#)

VIII. Appendix C - DOC Policy Documentation

[State/Tribal Government to Government Relations; 10.1.6](#)

[Diversity and Inclusion Policy; 10.1.8](#)

[Mission, Vision and Core Values; 20.1.1](#)

[Code of Ethics; 20.1.2](#)

[Code of Conduct; 20.1.3](#)

[Equal Employment Opportunity and Affirmative Action; 20.4.1](#)

[ADA and Reasonable Accommodation; 20.5.16](#)

[Promotion of a Respectful Workplace; 20.6.1](#)

[Violence-Free Workplace; 20.6.14](#)

[Wellness Policy; 20.6.18](#)

[Consular Notification and Access; 40.2.10](#)



PROPOSED SUPERVISORY SPAN OF CONTROL REPORT

In accordance with the requirements of ORS 291.227, (_____ Oregon Department of Corrections _____) presents this report to the Joint Ways and Means Committee regarding the agency's Proposed Maximum Supervisory Ratio for the 2019-2021 biennium.

Supervisory Ratio for the last quarter of 2017-2019 biennium

The agency actual supervisory ratio as of 12/1/17 is 1: 10.62
 (Date) (Enter ratio from last Published DAS CHRO Supervisory Ratio)

The Agency actual supervisory ratio is calculated using the following calculation:

$$\frac{410}{\text{(Total supervisors)}} = \frac{388}{\text{(Employee in a supervisory role)}} + \frac{23}{\text{(Vacancies that if filled would perform a supervisory role)}} - \left(\frac{1}{\text{(Agency head)}} \right)$$

$$\frac{4430}{\text{(Total non-supervisors)}} = \frac{4177}{\text{(Employee in a non-supervisory role)}} + \frac{253}{\text{(Vacancies that if filled would perform a non-supervisory role)}}$$

The agency has a current actual supervisory ratio of -
 1: 10.8 = 4430 / 410
 (Actual span of control) (Total non - Supervisors) (Total Supervisors)

When determining an agency maximum supervisory ratio all agencies shall begin of a baseline supervisory ratio of 1:11, and based upon some or all of the following factors may adjust the ratio up or down to fit the needs of the agency.

← Narrow Span	Wide Span →
High	Low
Dispersed	Assembled
Complex	Not complex
Low	High
Small	Large
Many	Few
High	Low
← More Supervisors	Fewer Supervisors →

Ratio Adjustment Factors

Is safety of the public or of State employees a factor to be considered in determining the agency maximum supervisory ratio?
Yes

Explain how and why this factor impacts the agency maximum supervisory ratio upwards or downward from 1:11-14,500 adults in 14 state prisons throughout the state. ODOC is recognized nationally among correctional agencies for providing adults in custody with the cognitive, education, and job skills needed to become productive citizens when they transition back to their communities. Due to these efforts, Oregon's recidivism rate is about 28 percent.

ODOC also provides administrative oversight and funding for the community corrections activities of Oregon's 36 counties. All but two of Oregon's counties (Linn and Douglas) manage the supervision of offenders in those counties who are subject to jail, parole, post-prison supervision, and/or probation. In addition, ODOC's Community Corrections Division provides interstate compact administration and jail inspections, as well as central information and data services regarding felons statewide.


Is geographical location of the agency's employees a factor to be considered in determining the agency maximum supervisory ratio? Yes

Explain how and why this factor impacts the agency maximum supervisory ratio upwards or downward from 1:11-14,500 adults in 14 state prisons throughout the state.

The department has custody of adults sentenced to prison for more than 12 months, housing approximately 14,500 adults in 14 state prisons throughout the state.


Is the complexity of the agency's duties a factor to be considered in determining the agency maximum supervisory ratio? Y/N

Explain how and why this factor impacts the agency maximum supervisory ratio upwards or downward from 1:1.1-



Are there industry best practices and standards that should be a factor when determining the agency maximum supervisory ratio? Y/N

Explain how and why this factor impacts the agency maximum supervisory ratio upwards or downward from 1:1.1-



Is size and hours of operation of the agency a factor to be considered in determining the agency maximum supervisory ratio?

Yes

Explain how and why this factor impacts the agency maximum supervisory ratio upwards or downward from 1:11-

The Oregon Department of Corrections has over 4,500 positions spread out around the state. Our responsibility is to safely provide care and custody to approximately 14,500 adults. Our agency is a 24 hour, seven days per week, 365 days per year operation dedicated to safe and secure facilities.

Are there unique personnel needs of the agency, including the agency's use of volunteers or seasonal or temporary employees, or exercise of supervisory authority by agency supervisory employees over personnel who are not agency employees a factor to be considered in determining the agency maximum supervisory ratio? Y/N

Explain how and why this factor impacts the agency maximum supervisory ratio upwards or downward from 1:11-

Is the financial scope and responsibility of the agency a factor to be considered in determining the agency maximum supervisory ratio? Y/N

Explain how and why this factor impacts the agency maximum supervisory ratio upwards or downward from 1:1:1-

Based upon the described factors above the agency proposes a Maximum Supervisory Ratio of 1: 10 .

Unions Requiring Notification _____

Date unions notified _____

Submitted by: _____ Date: _____

Signature Line _____ Date _____

Signature Line _____ Date _____

Signature Line _____ Date _____

Signature Line _____ Date _____

Corrections, Dept of

**Summary Cross Reference Listing and Packages
2019-21 Biennium**

Agency Number: 29100

BAM Analyst: McDonald, April

Budget Coordinator: Mayfield, Ken - (503)945-8847

Cross Reference Number	Cross Reference Description	Package Number	Priority	Package Description	Package Group
003-00-00-00000	Operations Division	010	0	Non-PICS Psnl Svc / Vacancy Factor	Essential Packages
003-00-00-00000	Operations Division	021	0	Phase - In	Essential Packages
003-00-00-00000	Operations Division	022	0	Phase-out Pgm & One-time Costs	Essential Packages
003-00-00-00000	Operations Division	031	0	Standard Inflation	Essential Packages
003-00-00-00000	Operations Division	032	0	Above Standard Inflation	Essential Packages
003-00-00-00000	Operations Division	033	0	Exceptional Inflation	Essential Packages
003-00-00-00000	Operations Division	040	0	Mandated Caseload	Essential Packages
003-00-00-00000	Operations Division	060	0	Technical Adjustments	Essential Packages
003-00-00-00000	Operations Division	081	0	September 2018 Emergency Board	Policy Packages
003-00-00-00000	Operations Division	090	0	Analyst Adjustments	Policy Packages
003-00-00-00000	Operations Division	091	0	Statewide Adjustment DAS Chgs	Policy Packages
003-00-00-00000	Operations Division	092	0	Statewide AG Adjustment	Policy Packages
003-00-00-00000	Operations Division	101	0	Norway Best Practices	Policy Packages
003-00-00-00000	Operations Division	109	0	Central Support Initiatives	Policy Packages
003-00-00-00000	Operations Division	110	0	Capital Renewal & Deferred Maintenance	Policy Packages
003-00-00-00000	Operations Division	111	0	Correctional Services & Operations FTE	Policy Packages
003-00-00-00000	Operations Division	112	0	Hospital Security Watches	Policy Packages
003-00-00-00000	Operations Division	113	0	Other Funds Position Creation	Policy Packages
003-00-00-00000	Operations Division	120	0	Measure 17 Compliance	Policy Packages
003-00-00-00000	Operations Division	123	0	Optimizing Special Housing	Policy Packages
003-00-00-00000	Operations Division	124	0	Opioid Overdose Prevention	Policy Packages
004-00-00-00000	Central Administration	010	0	Non-PICS Psnl Svc / Vacancy Factor	Essential Packages

Corrections, Dept of

**Summary Cross Reference Listing and Packages
2019-21 Biennium**

Agency Number: 29100

BAM Analyst: McDonald, April

Budget Coordinator: Mayfield, Ken - (503)945-8847

Cross Reference Number	Cross Reference Description	Package Number	Priority	Package Description	Package Group
004-00-00-00000	Central Administration	021	0	Phase - In	Essential Packages
004-00-00-00000	Central Administration	022	0	Phase-out Pgm & One-time Costs	Essential Packages
004-00-00-00000	Central Administration	031	0	Standard Inflation	Essential Packages
004-00-00-00000	Central Administration	032	0	Above Standard Inflation	Essential Packages
004-00-00-00000	Central Administration	033	0	Exceptional Inflation	Essential Packages
004-00-00-00000	Central Administration	040	0	Mandated Caseload	Essential Packages
004-00-00-00000	Central Administration	060	0	Technical Adjustments	Essential Packages
004-00-00-00000	Central Administration	081	0	September 2018 Emergency Board	Policy Packages
004-00-00-00000	Central Administration	090	0	Analyst Adjustments	Policy Packages
004-00-00-00000	Central Administration	091	0	Statewide Adjustment DAS Chgs	Policy Packages
004-00-00-00000	Central Administration	092	0	Statewide AG Adjustment	Policy Packages
004-00-00-00000	Central Administration	102	0	Public Safety Center Campus (PSCC)	Policy Packages
004-00-00-00000	Central Administration	105	0	Research & Data FTE and Contracting	Policy Packages
004-00-00-00000	Central Administration	106	0	IT Systems Sustainability	Policy Packages
004-00-00-00000	Central Administration	107	0	Corrections Information System Rebuild	Policy Packages
004-00-00-00000	Central Administration	108	0	DOC Intranet	Policy Packages
004-00-00-00000	Central Administration	109	0	Central Support Initiatives	Policy Packages
004-00-00-00000	Central Administration	110	0	Capital Renewal & Deferred Maintenance	Policy Packages
004-00-00-00000	Central Administration	113	0	Other Funds Position Creation	Policy Packages
004-00-00-00000	Central Administration	114	0	Payroll Cost Savings	Policy Packages
004-00-00-00000	Central Administration	124	0	Opioid Overdose Prevention	Policy Packages
006-00-00-00000	Administrative Services Division	010	0	Non-PICS Psnl Svc / Vacancy Factor	Essential Packages

Corrections, Dept of

**Summary Cross Reference Listing and Packages
2019-21 Biennium**

Agency Number: 29100

BAM Analyst: McDonald, April

Budget Coordinator: Mayfield, Ken - (503)945-8847

Cross Reference Number	Cross Reference Description	Package Number	Priority	Package Description	Package Group
006-00-00-00000	Administrative Services Division	021	0	Phase - In	Essential Packages
006-00-00-00000	Administrative Services Division	022	0	Phase-out Pgm & One-time Costs	Essential Packages
006-00-00-00000	Administrative Services Division	031	0	Standard Inflation	Essential Packages
006-00-00-00000	Administrative Services Division	032	0	Above Standard Inflation	Essential Packages
006-00-00-00000	Administrative Services Division	033	0	Exceptional Inflation	Essential Packages
006-00-00-00000	Administrative Services Division	040	0	Mandated Caseload	Essential Packages
006-00-00-00000	Administrative Services Division	060	0	Technical Adjustments	Essential Packages
006-00-00-00000	Administrative Services Division	081	0	September 2018 Emergency Board	Policy Packages
006-00-00-00000	Administrative Services Division	090	0	Analyst Adjustments	Policy Packages
006-00-00-00000	Administrative Services Division	091	0	Statewide Adjustment DAS Chgs	Policy Packages
006-00-00-00000	Administrative Services Division	092	0	Statewide AG Adjustment	Policy Packages
006-00-00-00000	Administrative Services Division	101	0	Norway Best Practices	Policy Packages
006-00-00-00000	Administrative Services Division	106	0	IT Systems Sustainability	Policy Packages
006-00-00-00000	Administrative Services Division	107	0	Corrections Information System Rebuild	Policy Packages
006-00-00-00000	Administrative Services Division	108	0	DOC Intranet	Policy Packages
006-00-00-00000	Administrative Services Division	109	0	Central Support Initiatives	Policy Packages
006-00-00-00000	Administrative Services Division	110	0	Capital Renewal & Deferred Maintenance	Policy Packages
006-00-00-00000	Administrative Services Division	113	0	Other Funds Position Creation	Policy Packages
006-00-00-00000	Administrative Services Division	116	0	IT Services Staffing	Policy Packages
006-00-00-00000	Administrative Services Division	117	0	HR Staffing	Policy Packages
006-00-00-00000	Administrative Services Division	119	0	Safety & Fire Compliance	Policy Packages
008-00-00-00000	Human Resources Division	010	0	Non-PICS Psnl Svc / Vacancy Factor	Essential Packages

Corrections, Dept of

**Summary Cross Reference Listing and Packages
2019-21 Biennium**

**Agency Number: 29100
BAM Analyst: McDonald, April
Budget Coordinator: Mayfield, Ken - (503)945-8847**

Cross Reference Number	Cross Reference Description	Package Number	Priority	Package Description	Package Group
008-00-00-00000	Human Resources Division	021	0	Phase - In	Essential Packages
008-00-00-00000	Human Resources Division	022	0	Phase-out Pgm & One-time Costs	Essential Packages
008-00-00-00000	Human Resources Division	031	0	Standard Inflation	Essential Packages
008-00-00-00000	Human Resources Division	032	0	Above Standard Inflation	Essential Packages
008-00-00-00000	Human Resources Division	033	0	Exceptional Inflation	Essential Packages
008-00-00-00000	Human Resources Division	040	0	Mandated Caseload	Essential Packages
008-00-00-00000	Human Resources Division	060	0	Technical Adjustments	Essential Packages
008-00-00-00000	Human Resources Division	081	0	September 2018 Emergency Board	Policy Packages
008-00-00-00000	Human Resources Division	090	0	Analyst Adjustments	Policy Packages
008-00-00-00000	Human Resources Division	091	0	Statewide Adjustment DAS Chgs	Policy Packages
008-00-00-00000	Human Resources Division	092	0	Statewide AG Adjustment	Policy Packages
009-00-00-00000	Community Corrections	010	0	Non-PICS Psnl Svc / Vacancy Factor	Essential Packages
009-00-00-00000	Community Corrections	021	0	Phase - In	Essential Packages
009-00-00-00000	Community Corrections	022	0	Phase-out Pgm & One-time Costs	Essential Packages
009-00-00-00000	Community Corrections	031	0	Standard Inflation	Essential Packages
009-00-00-00000	Community Corrections	032	0	Above Standard Inflation	Essential Packages
009-00-00-00000	Community Corrections	033	0	Exceptional Inflation	Essential Packages
009-00-00-00000	Community Corrections	040	0	Mandated Caseload	Essential Packages
009-00-00-00000	Community Corrections	060	0	Technical Adjustments	Essential Packages
009-00-00-00000	Community Corrections	081	0	September 2018 Emergency Board	Policy Packages
009-00-00-00000	Community Corrections	090	0	Analyst Adjustments	Policy Packages
009-00-00-00000	Community Corrections	091	0	Statewide Adjustment DAS Chgs	Policy Packages

Corrections, Dept of

**Summary Cross Reference Listing and Packages
2019-21 Biennium**

Agency Number: 29100

BAM Analyst: McDonald, April

Budget Coordinator: Mayfield, Ken - (503)945-8847

Cross Reference Number	Cross Reference Description	Package Number	Priority	Package Description	Package Group
009-00-00-00000	Community Corrections	092	0	Statewide AG Adjustment	Policy Packages
009-00-00-00000	Community Corrections	104	0	Linn & Douglas FTE Adjustment	Policy Packages
009-00-00-00000	Community Corrections	125	0	Community Corrections Rate Study	Policy Packages
010-00-00-00000	Health Services	010	0	Non-PICS Psnl Svc / Vacancy Factor	Essential Packages
010-00-00-00000	Health Services	021	0	Phase - In	Essential Packages
010-00-00-00000	Health Services	022	0	Phase-out Pgm & One-time Costs	Essential Packages
010-00-00-00000	Health Services	031	0	Standard Inflation	Essential Packages
010-00-00-00000	Health Services	032	0	Above Standard Inflation	Essential Packages
010-00-00-00000	Health Services	033	0	Exceptional Inflation	Essential Packages
010-00-00-00000	Health Services	040	0	Mandated Caseload	Essential Packages
010-00-00-00000	Health Services	060	0	Technical Adjustments	Essential Packages
010-00-00-00000	Health Services	081	0	September 2018 Emergency Board	Policy Packages
010-00-00-00000	Health Services	090	0	Analyst Adjustments	Policy Packages
010-00-00-00000	Health Services	091	0	Statewide Adjustment DAS Chgs	Policy Packages
010-00-00-00000	Health Services	092	0	Statewide AG Adjustment	Policy Packages
010-00-00-00000	Health Services	103	0	Electronic Health Records	Policy Packages
010-00-00-00000	Health Services	115	0	Westside Infirmery	Policy Packages
010-00-00-00000	Health Services	121	0	Healthcare Staffing Conversion	Policy Packages
010-00-00-00000	Health Services	122	0	Certified Medication Aides	Policy Packages
010-00-00-00000	Health Services	124	0	Opioid Overdose Prevention	Policy Packages
011-00-00-00000	Offender Management & Rehabilitation	010	0	Non-PICS Psnl Svc / Vacancy Factor	Essential Packages
011-00-00-00000	Offender Management & Rehabilitation	021	0	Phase - In	Essential Packages

Corrections, Dept of

**Summary Cross Reference Listing and Packages
2019-21 Biennium**

Agency Number: 29100

BAM Analyst: McDonald, April

Budget Coordinator: Mayfield, Ken - (503)945-8847

Cross Reference Number	Cross Reference Description	Package Number	Priority	Package Description	Package Group
011-00-00-00000	Offender Management & Rehabilitation	022	0	Phase-out Pgm & One-time Costs	Essential Packages
011-00-00-00000	Offender Management & Rehabilitation	031	0	Standard Inflation	Essential Packages
011-00-00-00000	Offender Management & Rehabilitation	032	0	Above Standard Inflation	Essential Packages
011-00-00-00000	Offender Management & Rehabilitation	033	0	Exceptional Inflation	Essential Packages
011-00-00-00000	Offender Management & Rehabilitation	040	0	Mandated Caseload	Essential Packages
011-00-00-00000	Offender Management & Rehabilitation	060	0	Technical Adjustments	Essential Packages
011-00-00-00000	Offender Management & Rehabilitation	081	0	September 2018 Emergency Board	Policy Packages
011-00-00-00000	Offender Management & Rehabilitation	090	0	Analyst Adjustments	Policy Packages
011-00-00-00000	Offender Management & Rehabilitation	091	0	Statewide Adjustment DAS Chgs	Policy Packages
011-00-00-00000	Offender Management & Rehabilitation	092	0	Statewide AG Adjustment	Policy Packages
011-00-00-00000	Offender Management & Rehabilitation	101	0	Norway Best Practices	Policy Packages
011-00-00-00000	Offender Management & Rehabilitation	109	0	Central Support Initiatives	Policy Packages
011-00-00-00000	Offender Management & Rehabilitation	111	0	Correctional Services & Operations FTE	Policy Packages
011-00-00-00000	Offender Management & Rehabilitation	118	0	CJIS Compliance	Policy Packages
011-00-00-00000	Offender Management & Rehabilitation	121	0	Healthcare Staffing Conversion	Policy Packages
011-00-00-00000	Offender Management & Rehabilitation	123	0	Optimizing Special Housing	Policy Packages
011-00-00-00000	Offender Management & Rehabilitation	124	0	Opioid Overdose Prevention	Policy Packages
086-00-00-00000	Debt Service	010	0	Non-PICS Psnl Svc / Vacancy Factor	Essential Packages
086-00-00-00000	Debt Service	021	0	Phase - In	Essential Packages
086-00-00-00000	Debt Service	022	0	Phase-out Pgm & One-time Costs	Essential Packages
086-00-00-00000	Debt Service	031	0	Standard Inflation	Essential Packages
086-00-00-00000	Debt Service	032	0	Above Standard Inflation	Essential Packages

Corrections, Dept of

**Summary Cross Reference Listing and Packages
2019-21 Biennium**

Agency Number: 29100

BAM Analyst: McDonald, April

Budget Coordinator: Mayfield, Ken - (503)945-8847

Cross Reference Number	Cross Reference Description	Package Number	Priority	Package Description	Package Group
086-00-00-00000	Debt Service	033	0	Exceptional Inflation	Essential Packages
086-00-00-00000	Debt Service	040	0	Mandated Caseload	Essential Packages
086-00-00-00000	Debt Service	060	0	Technical Adjustments	Essential Packages
086-00-00-00000	Debt Service	081	0	September 2018 Emergency Board	Policy Packages
086-00-00-00000	Debt Service	090	0	Analyst Adjustments	Policy Packages
086-00-00-00000	Debt Service	091	0	Statewide Adjustment DAS Chgs	Policy Packages
086-00-00-00000	Debt Service	092	0	Statewide AG Adjustment	Policy Packages
086-00-00-00000	Debt Service	102	0	Public Safety Center Campus (PSCC)	Policy Packages
086-00-00-00000	Debt Service	107	0	Corrections Information System Rebuild	Policy Packages
086-00-00-00000	Debt Service	110	0	Capital Renewal & Deferred Maintenance	Policy Packages
088-00-00-00000	Capital Improvements	010	0	Non-PICS Psnl Svc / Vacancy Factor	Essential Packages
088-00-00-00000	Capital Improvements	021	0	Phase - In	Essential Packages
088-00-00-00000	Capital Improvements	022	0	Phase-out Pgm & One-time Costs	Essential Packages
088-00-00-00000	Capital Improvements	031	0	Standard Inflation	Essential Packages
088-00-00-00000	Capital Improvements	032	0	Above Standard Inflation	Essential Packages
088-00-00-00000	Capital Improvements	033	0	Exceptional Inflation	Essential Packages
088-00-00-00000	Capital Improvements	040	0	Mandated Caseload	Essential Packages
088-00-00-00000	Capital Improvements	060	0	Technical Adjustments	Essential Packages
088-00-00-00000	Capital Improvements	081	0	September 2018 Emergency Board	Policy Packages
088-00-00-00000	Capital Improvements	090	0	Analyst Adjustments	Policy Packages
088-00-00-00000	Capital Improvements	091	0	Statewide Adjustment DAS Chgs	Policy Packages
088-00-00-00000	Capital Improvements	092	0	Statewide AG Adjustment	Policy Packages

Corrections, Dept of

**Summary Cross Reference Listing and Packages
2019-21 Biennium**

Agency Number: 29100

BAM Analyst: McDonald, April

Budget Coordinator: Mayfield, Ken - (503)945-8847

Cross Reference Number	Cross Reference Description	Package Number	Priority	Package Description	Package Group
088-00-00-00000	Capital Improvements	110	0	Capital Renewal & Deferred Maintenance	Policy Packages
089-00-00-00000	Capital Construction	010	0	Non-PICS Psnl Svc / Vacancy Factor	Essential Packages
089-00-00-00000	Capital Construction	021	0	Phase - In	Essential Packages
089-00-00-00000	Capital Construction	022	0	Phase-out Pgm & One-time Costs	Essential Packages
089-00-00-00000	Capital Construction	031	0	Standard Inflation	Essential Packages
089-00-00-00000	Capital Construction	032	0	Above Standard Inflation	Essential Packages
089-00-00-00000	Capital Construction	033	0	Exceptional Inflation	Essential Packages
089-00-00-00000	Capital Construction	040	0	Mandated Caseload	Essential Packages
089-00-00-00000	Capital Construction	060	0	Technical Adjustments	Essential Packages
089-00-00-00000	Capital Construction	081	0	September 2018 Emergency Board	Policy Packages
089-00-00-00000	Capital Construction	090	0	Analyst Adjustments	Policy Packages
089-00-00-00000	Capital Construction	091	0	Statewide Adjustment DAS Chgs	Policy Packages
089-00-00-00000	Capital Construction	092	0	Statewide AG Adjustment	Policy Packages
089-00-00-00000	Capital Construction	102	0	Public Safety Center Campus (PSCC)	Policy Packages
089-00-00-00000	Capital Construction	107	0	Corrections Information System Rebuild	Policy Packages
089-00-00-00000	Capital Construction	110	0	Capital Renewal & Deferred Maintenance	Policy Packages

Corrections, Dept of

**Policy Package List by Priority
2019-21 Biennium**

Agency Number: 29100

BAM Analyst: McDonald, April

Budget Coordinator: Mayfield, Ken - (503)945-8847

<i>Priority</i>	<i>Policy Pkg Number</i>	<i>Policy Pkg Description</i>	<i>Summary Cross Reference Number</i>	<i>Cross Reference Description</i>			
0	081	September 2018 Emergency Board	003-00-00-00000	Operations Division			
			004-00-00-00000	Central Administration			
			006-00-00-00000	Administrative Services Division			
			008-00-00-00000	Human Resources Division			
			009-00-00-00000	Community Corrections			
			010-00-00-00000	Health Services			
			011-00-00-00000	Offender Management & Rehabilitation			
			086-00-00-00000	Debt Service			
			088-00-00-00000	Capital Improvements			
			089-00-00-00000	Capital Construction			
			090	090	Analyst Adjustments	003-00-00-00000	Operations Division
						004-00-00-00000	Central Administration
						006-00-00-00000	Administrative Services Division
						008-00-00-00000	Human Resources Division
						009-00-00-00000	Community Corrections
010-00-00-00000	Health Services						
011-00-00-00000	Offender Management & Rehabilitation						
086-00-00-00000	Debt Service						
088-00-00-00000	Capital Improvements						
089-00-00-00000	Capital Construction						
091	091	Statewide Adjustment DAS Chgs				003-00-00-00000	Operations Division
						004-00-00-00000	Central Administration
						006-00-00-00000	Administrative Services Division

Corrections, Dept of

**Policy Package List by Priority
2019-21 Biennium**

Agency Number: 29100

BAM Analyst: McDonald, April

Budget Coordinator: Mayfield, Ken - (503)945-8847

<i>Priority</i>	<i>Policy Pkg Number</i>	<i>Policy Pkg Description</i>	<i>Summary Cross Reference Number</i>	<i>Cross Reference Description</i>		
0	091	Statewide Adjustment DAS Chgs	008-00-00-00000	Human Resources Division		
			009-00-00-00000	Community Corrections		
			010-00-00-00000	Health Services		
			011-00-00-00000	Offender Management & Rehabilitation		
			086-00-00-00000	Debt Service		
			088-00-00-00000	Capital Improvements		
			089-00-00-00000	Capital Construction		
			092	Statewide AG Adjustment	003-00-00-00000	Operations Division
					004-00-00-00000	Central Administration
	006-00-00-00000	Administrative Services Division				
	008-00-00-00000	Human Resources Division				
	009-00-00-00000	Community Corrections				
	010-00-00-00000	Health Services				
	011-00-00-00000	Offender Management & Rehabilitation				
	086-00-00-00000	Debt Service				
	088-00-00-00000	Capital Improvements				
	089-00-00-00000	Capital Construction				
	101	Norway Best Practices			003-00-00-00000	Operations Division
					006-00-00-00000	Administrative Services Division
			011-00-00-00000	Offender Management & Rehabilitation		
	102	Public Safety Center Campus (PSCC)	004-00-00-00000	Central Administration		
086-00-00-00000			Debt Service			
089-00-00-00000			Capital Construction			

Corrections, Dept of

**Policy Package List by Priority
2019-21 Biennium**

Agency Number: 29100

BAM Analyst: McDonald, April

Budget Coordinator: Mayfield, Ken - (503)945-8847

<i>Priority</i>	<i>Policy Pkg Number</i>	<i>Policy Pkg Description</i>	<i>Summary Cross Reference Number</i>	<i>Cross Reference Description</i>
0	103	Electronic Health Records	010-00-00-00000	Health Services
	104	Linn & Douglas FTE Adjustment	009-00-00-00000	Community Corrections
	105	Research & Data FTE and Contracting	004-00-00-00000	Central Administration
	106	IT Systems Sustainability	004-00-00-00000	Central Administration
			006-00-00-00000	Administrative Services Division
	107	Corrections Information System Rebuild	004-00-00-00000	Central Administration
			006-00-00-00000	Administrative Services Division
			086-00-00-00000	Debt Service
			089-00-00-00000	Capital Construction
	108	DOC Intranet	004-00-00-00000	Central Administration
			006-00-00-00000	Administrative Services Division
	109	Central Support Initiatives	003-00-00-00000	Operations Division
			004-00-00-00000	Central Administration
			006-00-00-00000	Administrative Services Division
			011-00-00-00000	Offender Management & Rehabilitation
	110	Capital Renewal & Deferred Maintenance	003-00-00-00000	Operations Division
			004-00-00-00000	Central Administration
			006-00-00-00000	Administrative Services Division
			086-00-00-00000	Debt Service
			088-00-00-00000	Capital Improvements
			089-00-00-00000	Capital Construction
	111	Correctional Services & Operations FTE	003-00-00-00000	Operations Division
			011-00-00-00000	Offender Management & Rehabilitation

Corrections, Dept of

**Policy Package List by Priority
2019-21 Biennium**

Agency Number: 29100

BAM Analyst: McDonald, April

Budget Coordinator: Mayfield, Ken - (503)945-8847

Priority	Policy Pkg Number	Policy Pkg Description	Summary Cross Reference Number	Cross Reference Description
0	112	Hospital Security Watches	003-00-00-00000	Operations Division
	113	Other Funds Position Creation	003-00-00-00000	Operations Division
			004-00-00-00000	Central Administration
			006-00-00-00000	Administrative Services Division
	114	Payroll Cost Savings	004-00-00-00000	Central Administration
	115	Westside Infirmary	010-00-00-00000	Health Services
	116	IT Services Staffing	006-00-00-00000	Administrative Services Division
	117	HR Staffing	006-00-00-00000	Administrative Services Division
	118	CJIS Compliance	011-00-00-00000	Offender Management & Rehabilitation
	119	Safety & Fire Compliance	006-00-00-00000	Administrative Services Division
	120	Measure 17 Compliance	003-00-00-00000	Operations Division
	121	Healthcare Staffing Conversion	010-00-00-00000	Health Services
			011-00-00-00000	Offender Management & Rehabilitation
	122	Certified Medication Aides	010-00-00-00000	Health Services
	123	Optimizing Special Housing	003-00-00-00000	Operations Division
			011-00-00-00000	Offender Management & Rehabilitation
	124	Opioid Overdose Prevention	003-00-00-00000	Operations Division
			004-00-00-00000	Central Administration
			010-00-00-00000	Health Services
			011-00-00-00000	Offender Management & Rehabilitation
	125	Community Corrections Rate Study	009-00-00-00000	Community Corrections

Description	2015-17 Actuals	2017-19 Leg Adopted Budget	2017-19 Leg Approved Budget	2019-21 Agency Request Budget	2019-21 Governor's Budget	2019-21 Leg. Adopted Audit
BEGINNING BALANCE						
0025 Beginning Balance						
3400 Other Funds Ltd	14,214,375	3,512,323	3,512,323	15,350,917	15,350,917	-
6400 Federal Funds Ltd	41,784	93,679	93,679	-	-	-
All Funds	14,256,159	3,606,002	3,606,002	15,350,917	15,350,917	-
0030 Beginning Balance Adjustment						
3400 Other Funds Ltd	(81,286)	4,940,369	4,940,369	-	(280,000)	-
6400 Federal Funds Ltd	(1)	-	-	-	-	-
All Funds	(81,287)	4,940,369	4,940,369	-	(280,000)	-
BEGINNING BALANCE						
3400 Other Funds Ltd	14,133,089	8,452,692	8,452,692	15,350,917	15,070,917	-
6400 Federal Funds Ltd	41,783	93,679	93,679	-	-	-
TOTAL BEGINNING BALANCE	\$14,174,872	\$8,546,371	\$8,546,371	\$15,350,917	\$15,070,917	-
REVENUE CATEGORIES						
GENERAL FUND APPROPRIATION						
0050 General Fund Appropriation						
8000 General Fund	1,484,355,592	1,564,222,215	1,589,836,701	1,887,507,936	1,703,577,434	-
8010 General Fund Cap Improve	2,723,694	2,824,471	2,824,471	2,931,801	2,824,471	-
8030 General Fund Debt Svc	124,139,216	114,017,232	113,974,191	124,534,360	118,037,566	-
All Funds	1,611,218,502	1,681,063,918	1,706,635,363	2,014,974,097	1,824,439,471	-
FEDERAL FUNDS AS OTHER FUNDS						
0355 Federal Revenues						
3400 Other Funds Ltd	149,000	130,342	130,342	230,953	230,953	-

Description	2015-17 Actuals	2017-19 Leg Adopted Budget	2017-19 Leg Approved Budget	2019-21 Agency Request Budget	2019-21 Governor's Budget	2019-21 Leg. Adopted Audit
CHARGES FOR SERVICES						
0410 Charges for Services						
3400 Other Funds Ltd	19,706,869	13,268,252	13,268,252	23,544,238	23,544,238	-
0415 Admin and Service Charges						
3400 Other Funds Ltd	1,193,817	26,102	26,102	1,285,032	1,285,032	-
CHARGES FOR SERVICES						
3400 Other Funds Ltd	20,900,686	13,294,354	13,294,354	24,829,270	24,829,270	-
TOTAL CHARGES FOR SERVICES	\$20,900,686	\$13,294,354	\$13,294,354	\$24,829,270	\$24,829,270	-
FINES, RENTS AND ROYALTIES						
0505 Fines and Forfeitures						
3400 Other Funds Ltd	578,424	139,126	139,126	746,326	746,326	-
0510 Rents and Royalties						
3400 Other Funds Ltd	307,647	289,840	289,840	331,152	331,152	-
FINES, RENTS AND ROYALTIES						
3400 Other Funds Ltd	886,071	428,966	428,966	1,077,478	1,077,478	-
TOTAL FINES, RENTS AND ROYALTIES	\$886,071	\$428,966	\$428,966	\$1,077,478	\$1,077,478	-
BOND SALES						
0555 General Fund Obligation Bonds						
3020 Other Funds Cap Construct	14,108,775	38,493,534	38,493,534	130,246,808	48,760,068	-
3400 Other Funds Ltd	37,807	-	-	2,153,192	764,932	-
All Funds	14,146,582	38,493,534	38,493,534	132,400,000	49,525,000	-
0575 Refunding Bonds						
3200 Other Funds Non-Ltd	81,739	-	-	-	-	-

Budget Support - Detail Revenues and Expenditures
 2019-21 Biennium
 Corrections, Dept of

Cross Reference Number: 29100-000-00-00-00000

Description	2015-17 Actuals	2017-19 Leg Adopted Budget	2017-19 Leg Approved Budget	2019-21 Agency Request Budget	2019-21 Governor's Budget	2019-21 Leg. Adopted Audit
3230 Other Funds Debt Svc Non-Ltd	27,086,246	-	-	-	-	-
All Funds	27,167,985	-	-	-	-	-
BOND SALES						
3020 Other Funds Cap Construct	14,108,775	38,493,534	38,493,534	130,246,808	48,760,068	-
3200 Other Funds Non-Ltd	81,739	-	-	-	-	-
3230 Other Funds Debt Svc Non-Ltd	27,086,246	-	-	-	-	-
3400 Other Funds Ltd	37,807	-	-	2,153,192	764,932	-
TOTAL BOND SALES	\$41,314,567	\$38,493,534	\$38,493,534	\$132,400,000	\$49,525,000	-
INTEREST EARNINGS						
0605 Interest Income						
3020 Other Funds Cap Construct	111,657	-	54,000	-	-	-
3400 Other Funds Ltd	69,930	12,994	12,994	33,446	33,446	-
3430 Other Funds Debt Svc Ltd	81,536	-	43,042	-	-	-
All Funds	263,123	12,994	110,036	33,446	33,446	-
SALES INCOME						
0705 Sales Income						
3400 Other Funds Ltd	2,144,929	1,971,038	1,971,038	2,328,305	2,328,305	-
DONATIONS AND CONTRIBUTIONS						
0905 Donations						
3400 Other Funds Ltd	75,777	14,045	14,045	81,567	81,567	-
0910 Grants (Non-Fed)						
3400 Other Funds Ltd	369,159	194,618	194,618	397,365	397,365	-
DONATIONS AND CONTRIBUTIONS						

Description	2015-17 Actuals	2017-19 Leg Adopted Budget	2017-19 Leg Approved Budget	2019-21 Agency Request Budget	2019-21 Governor's Budget	2019-21 Leg. Adopted Audit
3400 Other Funds Ltd	444,936	208,663	208,663	478,932	478,932	-
TOTAL DONATIONS AND CONTRIBUTIONS	\$444,936	\$208,663	\$208,663	\$478,932	\$478,932	-
LOAN REPAYMENT						
0925 Loan Repayments						
3400 Other Funds Ltd	-	34,563	34,563	-	-	-
OTHER						
0975 Other Revenues						
3400 Other Funds Ltd	3,669,120	18,756,493	18,756,493	4,270,365	4,270,365	-
3430 Other Funds Debt Svc Ltd	127,026	-	-	-	-	-
All Funds	3,796,146	18,756,493	18,756,493	4,270,365	4,270,365	-
FEDERAL FUNDS REVENUE						
0995 Federal Funds						
6230 Federal Funds Debt Svc NL	1,123,728	1,038,513	1,038,513	940,120	940,120	-
6400 Federal Funds Ltd	4,094,713	4,419,320	4,419,320	4,533,582	4,533,582	-
All Funds	5,218,441	5,457,833	5,457,833	5,473,702	5,473,702	-
TRANSFERS IN						
1010 Transfer In - Intrafund						
3400 Other Funds Ltd	857,673	1,438,365	1,438,365	1,548,265	1,548,265	-
3430 Other Funds Debt Svc Ltd	3,968,857	-	-	-	-	-
All Funds	4,826,530	1,438,365	1,438,365	1,548,265	1,548,265	-
1050 Transfer In Other						
3400 Other Funds Ltd	-	-	-	4,727,007	-	-
1107 Tsfr From Administrative Svcs						

Budget Support - Detail Revenues and Expenditures

Cross Reference Number: 29100-000-00-00-00000

2019-21 Biennium

Corrections, Dept of

Description	2015-17 Actuals	2017-19 Leg Adopted Budget	2017-19 Leg Approved Budget	2019-21 Agency Request Budget	2019-21 Governor's Budget	2019-21 Leg. Adopted Audit
3430 Other Funds Debt Svc Ltd	7,711	-	-	-	-	-
1137 Tsfr From Justice, Dept of						
3400 Other Funds Ltd	37,830	26,000	26,000	26,000	26,000	-
1150 Tsfr From Revenue, Dept of						
3400 Other Funds Ltd	4,391,472	4,257,421	4,257,421	-	4,419,203	-
1213 Tsfr From Criminal Justice Comm						
3400 Other Funds Ltd	513,500	532,500	532,500	552,735	552,735	-
1443 Tsfr From Oregon Health Authority						
3400 Other Funds Ltd	200,000	-	-	-	-	-
1525 Tsfr From HECC						
3400 Other Funds Ltd	319,400	189,850	189,850	189,850	189,850	-
1581 Tsfr From Education, Dept of						
3400 Other Funds Ltd	166,811	208,074	208,074	208,074	208,074	-
TRANSFERS IN						
3400 Other Funds Ltd	6,486,686	6,652,210	6,652,210	7,251,931	6,944,127	-
3430 Other Funds Debt Svc Ltd	3,976,568	-	-	-	-	-
TOTAL TRANSFERS IN	\$10,463,254	\$6,652,210	\$6,652,210	\$7,251,931	\$6,944,127	-
REVENUE CATEGORIES						
8000 General Fund	1,484,355,592	1,564,222,215	1,589,836,701	1,887,507,936	1,703,577,434	-
8010 General Fund Cap Improve	2,723,694	2,824,471	2,824,471	2,931,801	2,824,471	-
8030 General Fund Debt Svc	124,139,216	114,017,232	113,974,191	124,534,360	118,037,566	-
3020 Other Funds Cap Construct	14,220,432	38,493,534	38,547,534	130,246,808	48,760,068	-
3200 Other Funds Non-Ltd	81,739	-	-	-	-	-

Budget Support - Detail Revenues and Expenditures

Cross Reference Number: 29100-000-00-00-00000

2019-21 Biennium

Corrections, Dept of

Description	2015-17 Actuals	2017-19 Leg Adopted Budget	2017-19 Leg Approved Budget	2019-21 Agency Request Budget	2019-21 Governor's Budget	2019-21 Leg. Adopted Audit
3230 Other Funds Debt Svc Non-Ltd	27,086,246	-	-	-	-	-
3400 Other Funds Ltd	34,789,165	41,489,623	41,489,623	42,653,872	40,957,808	-
3430 Other Funds Debt Svc Ltd	4,185,130	-	43,042	-	-	-
6230 Federal Funds Debt Svc NL	1,123,728	1,038,513	1,038,513	940,120	940,120	-
6400 Federal Funds Ltd	4,094,713	4,419,320	4,419,320	4,533,582	4,533,582	-
TOTAL REVENUE CATEGORIES	\$1,696,799,655	\$1,766,504,908	\$1,792,173,395	\$2,193,348,479	\$1,919,631,049	-
TRANSFERS OUT						
2010 Transfer Out - Intrafund						
3400 Other Funds Ltd	(1,410,644)	(1,438,365)	(1,438,365)	(1,548,265)	(1,548,265)	-
3430 Other Funds Debt Svc Ltd	(2,000,519)	-	-	-	-	-
All Funds	(3,411,163)	(1,438,365)	(1,438,365)	(1,548,265)	(1,548,265)	-
2107 Tsfr To Administrative Svcs						
3430 Other Funds Debt Svc Ltd	(7,711)	-	-	-	-	-
TRANSFERS OUT						
3400 Other Funds Ltd	(1,410,644)	(1,438,365)	(1,438,365)	(1,548,265)	(1,548,265)	-
3430 Other Funds Debt Svc Ltd	(2,008,230)	-	-	-	-	-
TOTAL TRANSFERS OUT	(\$3,418,874)	(\$1,438,365)	(\$1,438,365)	(\$1,548,265)	(\$1,548,265)	-
AVAILABLE REVENUES						
8000 General Fund	1,484,355,592	1,564,222,215	1,589,836,701	1,887,507,936	1,703,577,434	-
8010 General Fund Cap Improve	2,723,694	2,824,471	2,824,471	2,931,801	2,824,471	-
8030 General Fund Debt Svc	124,139,216	114,017,232	113,974,191	124,534,360	118,037,566	-
3020 Other Funds Cap Construct	14,220,432	38,493,534	38,547,534	130,246,808	48,760,068	-
3200 Other Funds Non-Ltd	81,739	-	-	-	-	-

Budget Support - Detail Revenues and Expenditures

Cross Reference Number: 29100-000-00-00-00000

2019-21 Biennium

Corrections, Dept of

Description	2015-17 Actuals	2017-19 Leg Adopted Budget	2017-19 Leg Approved Budget	2019-21 Agency Request Budget	2019-21 Governor's Budget	2019-21 Leg. Adopted Audit
3230 Other Funds Debt Svc Non-Ltd	27,086,246	-	-	-	-	-
3400 Other Funds Ltd	47,511,610	48,503,950	48,503,950	56,456,524	54,480,460	-
3430 Other Funds Debt Svc Ltd	2,176,900	-	43,042	-	-	-
6230 Federal Funds Debt Svc NL	1,123,728	1,038,513	1,038,513	940,120	940,120	-
6400 Federal Funds Ltd	4,136,496	4,512,999	4,512,999	4,533,582	4,533,582	-
TOTAL AVAILABLE REVENUES	\$1,707,555,653	\$1,773,612,914	\$1,799,281,401	\$2,207,151,131	\$1,933,153,701	-

EXPENDITURES

PERSONAL SERVICES

SALARIES & WAGES

3110 Class/Unclass Sal. and Per Diem

8000 General Fund	516,723,342	572,955,963	592,532,703	709,027,102	665,715,477	-
3020 Other Funds Cap Construct	27,024	-	-	-	-	-
3400 Other Funds Ltd	3,925,183	6,088,502	6,292,466	9,185,858	9,185,858	-
6400 Federal Funds Ltd	131,603	-	-	-	-	-
All Funds	520,807,152	579,044,465	598,825,169	718,212,960	674,901,335	-

3160 Temporary Appointments

8000 General Fund	5,023,731	570,760	570,760	592,449	592,449	-
8010 General Fund Cap Improve	5,183	-	-	-	-	-
3020 Other Funds Cap Construct	37,724	-	-	-	-	-
3400 Other Funds Ltd	70,863	-	-	-	-	-
All Funds	5,137,501	570,760	570,760	592,449	592,449	-

3170 Overtime Payments

8000 General Fund	30,689,717	19,153,933	19,153,933	22,400,205	20,705,400	-
-------------------	------------	------------	------------	------------	------------	---

Budget Support - Detail Revenues and Expenditures

Cross Reference Number: 29100-000-00-00-00000

2019-21 Biennium

Corrections, Dept of

Description	2015-17 Actuals	2017-19 Leg Adopted Budget	2017-19 Leg Approved Budget	2019-21 Agency Request Budget	2019-21 Governor's Budget	2019-21 Leg. Adopted Audit
8010 General Fund Cap Improve	187	-	-	-	-	-
3020 Other Funds Cap Construct	13,454	-	-	-	-	-
3400 Other Funds Ltd	1,012,170	2,285,239	2,285,239	2,569,197	2,569,197	-
All Funds	31,715,528	21,439,172	21,439,172	24,969,402	23,274,597	-
3180 Shift Differential						
8000 General Fund	4,654,905	4,199,294	4,199,294	4,827,840	4,552,600	-
3400 Other Funds Ltd	14,611	12,174	12,174	24,281	24,281	-
All Funds	4,669,516	4,211,468	4,211,468	4,852,121	4,576,881	-
3190 All Other Differential						
8000 General Fund	31,281,055	24,242,198	24,242,198	28,312,704	26,304,149	-
3400 Other Funds Ltd	186,152	216,612	216,612	322,425	322,425	-
6400 Federal Funds Ltd	3,033	-	-	-	-	-
All Funds	31,470,240	24,458,810	24,458,810	28,635,129	26,626,574	-
SALARIES & WAGES						
8000 General Fund	588,372,750	621,122,148	640,698,888	765,160,300	717,870,075	-
8010 General Fund Cap Improve	5,370	-	-	-	-	-
3020 Other Funds Cap Construct	78,202	-	-	-	-	-
3400 Other Funds Ltd	5,208,979	8,602,527	8,806,491	12,101,761	12,101,761	-
6400 Federal Funds Ltd	134,636	-	-	-	-	-
TOTAL SALARIES & WAGES	\$593,799,937	\$629,724,675	\$649,505,379	\$777,262,061	\$729,971,836	-
OTHER PAYROLL EXPENSES						
3210 Empl. Rel. Bd. Assessments						
8000 General Fund	196,073	258,604	258,604	300,722	277,908	-

Budget Support - Detail Revenues and Expenditures

Cross Reference Number: 29100-000-00-00-00000

2019-21 Biennium

Corrections, Dept of

Description	2015-17 Actuals	2017-19 Leg Adopted Budget	2017-19 Leg Approved Budget	2019-21 Agency Request Budget	2019-21 Governor's Budget	2019-21 Leg. Adopted Audit
3020 Other Funds Cap Construct	7	-	-	-	-	-
3400 Other Funds Ltd	1,386	3,311	3,311	4,397	4,397	-
6400 Federal Funds Ltd	45	-	-	-	-	-
All Funds	197,511	261,915	261,915	305,119	282,305	-
3220 Public Employees' Retire Cont						
8000 General Fund	111,944,887	148,187,117	152,862,042	168,434,828	158,016,761	-
8010 General Fund Cap Improve	935	-	-	-	-	-
3020 Other Funds Cap Construct	5,273	-	-	-	-	-
3400 Other Funds Ltd	962,978	2,054,287	2,102,993	2,666,013	2,666,013	-
6400 Federal Funds Ltd	23,077	-	-	-	-	-
All Funds	112,937,150	150,241,404	154,965,035	171,100,841	160,682,774	-
3221 Pension Obligation Bond						
8000 General Fund	34,455,055	35,388,993	35,254,191	40,006,247	40,006,247	-
8010 General Fund Cap Improve	322	-	-	-	-	-
3020 Other Funds Cap Construct	2,090	-	-	-	-	-
3400 Other Funds Ltd	292,043	492,793	488,719	570,831	570,831	-
6400 Federal Funds Ltd	8,144	-	-	-	-	-
All Funds	34,757,654	35,881,786	35,742,910	40,577,078	40,577,078	-
3230 Social Security Taxes						
8000 General Fund	44,089,345	47,013,377	48,511,000	57,969,324	54,358,956	-
8010 General Fund Cap Improve	411	-	-	-	-	-
3020 Other Funds Cap Construct	5,967	-	-	-	-	-
3400 Other Funds Ltd	363,733	658,085	673,688	925,789	925,789	-

Budget Support - Detail Revenues and Expenditures

Cross Reference Number: 29100-000-00-00-00000

2019-21 Biennium

Corrections, Dept of

Description	2015-17 Actuals	2017-19 Leg Adopted Budget	2017-19 Leg Approved Budget	2019-21 Agency Request Budget	2019-21 Governor's Budget	2019-21 Leg. Adopted Audit
6400 Federal Funds Ltd	9,722	-	-	-	-	-
All Funds	44,469,178	47,671,462	49,184,688	58,895,113	55,284,745	-
3240 Unemployment Assessments						
8000 General Fund	434,188	341,908	341,908	444,671	360,241	-
3400 Other Funds Ltd	1,998	335	335	3,532	3,532	-
All Funds	436,186	342,243	342,243	448,203	363,773	-
3250 Worker's Comp. Assess. (WCD)						
8000 General Fund	267,833	313,112	313,112	285,997	264,305	-
8010 General Fund Cap Improve	4	-	-	-	-	-
3020 Other Funds Cap Construct	47	-	-	-	-	-
3400 Other Funds Ltd	1,998	4,008	4,008	4,181	4,181	-
6400 Federal Funds Ltd	67	-	-	-	-	-
All Funds	269,949	317,120	317,120	290,178	268,486	-
3260 Mass Transit Tax						
8000 General Fund	1,717,769	1,989,317	1,989,317	4,538,444	4,301,190	-
8010 General Fund Cap Improve	32	-	-	-	-	-
3020 Other Funds Cap Construct	79	-	-	-	-	-
3400 Other Funds Ltd	15,062	48,908	48,908	68,202	68,202	-
All Funds	1,732,942	2,038,225	2,038,225	4,606,646	4,369,392	-
3270 Flexible Benefits						
8000 General Fund	147,892,867	150,809,064	150,809,064	172,187,329	159,908,113	-
3020 Other Funds Cap Construct	5,493	-	-	-	-	-
3400 Other Funds Ltd	1,018,760	1,936,488	1,936,488	2,536,415	2,536,415	-

Description	2015-17 Actuals	2017-19 Leg Adopted Budget	2017-19 Leg Approved Budget	2019-21 Agency Request Budget	2019-21 Governor's Budget	2019-21 Leg. Adopted Audit
6400 Federal Funds Ltd	31,290	-	-	-	-	-
All Funds	148,948,410	152,745,552	152,745,552	174,723,744	162,444,528	-
3280 Other OPE						
3400 Other Funds Ltd	7,468	-	-	-	-	-
OTHER PAYROLL EXPENSES						
8000 General Fund	340,998,017	384,301,492	390,339,238	444,167,562	417,493,721	-
8010 General Fund Cap Improve	1,704	-	-	-	-	-
3020 Other Funds Cap Construct	18,956	-	-	-	-	-
3400 Other Funds Ltd	2,665,426	5,198,215	5,258,450	6,779,360	6,779,360	-
6400 Federal Funds Ltd	72,345	-	-	-	-	-
TOTAL OTHER PAYROLL EXPENSES	\$343,756,448	\$389,499,707	\$395,597,688	\$450,946,922	\$424,273,081	-
P.S. BUDGET ADJUSTMENTS						
3455 Vacancy Savings						
8000 General Fund	-	(12,537,379)	(12,537,379)	(6,384,794)	(6,384,794)	-
3400 Other Funds Ltd	-	(423,884)	(423,884)	(67,848)	(67,848)	-
All Funds	-	(12,961,263)	(12,961,263)	(6,452,642)	(6,452,642)	-
3465 Reconciliation Adjustment						
8000 General Fund	-	(298,473)	(298,473)	-	(5)	-
3400 Other Funds Ltd	-	32,934	32,934	-	-	-
All Funds	-	(265,539)	(265,539)	-	(5)	-
P.S. BUDGET ADJUSTMENTS						
8000 General Fund	-	(12,835,852)	(12,835,852)	(6,384,794)	(6,384,799)	-
3400 Other Funds Ltd	-	(390,950)	(390,950)	(67,848)	(67,848)	-

Description	2015-17 Actuals	2017-19 Leg Adopted Budget	2017-19 Leg Approved Budget	2019-21 Agency Request Budget	2019-21 Governor's Budget	2019-21 Leg. Adopted Audit
TOTAL P.S. BUDGET ADJUSTMENTS	-	(\$13,226,802)	(\$13,226,802)	(\$6,452,642)	(\$6,452,647)	-
PERSONAL SERVICES						
8000 General Fund	929,370,767	992,587,788	1,018,202,274	1,202,943,068	1,128,978,997	-
8010 General Fund Cap Improve	7,074	-	-	-	-	-
3020 Other Funds Cap Construct	97,158	-	-	-	-	-
3400 Other Funds Ltd	7,874,405	13,409,792	13,673,991	18,813,273	18,813,273	-
6400 Federal Funds Ltd	206,981	-	-	-	-	-
TOTAL PERSONAL SERVICES	\$937,556,385	\$1,005,997,580	\$1,031,876,265	\$1,221,756,341	\$1,147,792,270	-
SERVICES & SUPPLIES						
4100 Instate Travel						
8000 General Fund	4,267,363	2,839,475	2,839,475	3,644,891	2,794,161	-
8010 General Fund Cap Improve	665	-	-	-	-	-
3400 Other Funds Ltd	454,033	381,548	381,548	419,750	419,750	-
6400 Federal Funds Ltd	24,692	92,911	92,911	96,442	96,442	-
All Funds	4,746,753	3,313,934	3,313,934	4,161,083	3,310,353	-
4125 Out of State Travel						
8000 General Fund	238,499	161,807	161,807	167,956	161,807	-
3400 Other Funds Ltd	17,825	61,745	61,745	64,091	64,091	-
6400 Federal Funds Ltd	14,070	-	-	-	-	-
All Funds	270,394	223,552	223,552	232,047	225,898	-
4150 Employee Training						
8000 General Fund	1,740,576	983,264	983,264	2,487,932	964,853	-
3400 Other Funds Ltd	83,912	23,615	23,615	45,512	45,512	-

Budget Support - Detail Revenues and Expenditures
 2019-21 Biennium
 Corrections, Dept of

Cross Reference Number: 29100-000-00-00-00000

Description	2015-17 Actuals	2017-19 Leg Adopted Budget	2017-19 Leg Approved Budget	2019-21 Agency Request Budget	2019-21 Governor's Budget	2019-21 Leg. Adopted Audit
6400 Federal Funds Ltd	80,081	-	-	-	-	-
All Funds	1,904,569	1,006,879	1,006,879	2,533,444	1,010,365	-
4175 Office Expenses						
8000 General Fund	5,650,415	4,950,321	4,950,321	7,654,743	3,935,055	-
3020 Other Funds Cap Construct	272	-	-	-	-	-
3400 Other Funds Ltd	203,355	329,097	329,097	451,111	451,111	-
All Funds	5,854,042	5,279,418	5,279,418	8,105,854	4,386,166	-
4200 Telecommunications						
8000 General Fund	5,968,349	4,963,258	4,963,258	5,151,253	5,150,879	-
3400 Other Funds Ltd	5,619	25,766	25,766	26,744	26,744	-
6400 Federal Funds Ltd	367,922	464,376	464,376	482,022	482,022	-
All Funds	6,341,890	5,453,400	5,453,400	5,660,019	5,659,645	-
4225 State Gov. Service Charges						
8000 General Fund	37,410,402	37,299,783	37,299,783	49,182,415	44,892,732	-
3400 Other Funds Ltd	1,560	-	-	-	-	-
All Funds	37,411,962	37,299,783	37,299,783	49,182,415	44,892,732	-
4250 Data Processing						
8000 General Fund	5,310,112	5,230,453	5,230,453	8,346,561	6,250,693	-
3400 Other Funds Ltd	45,525	43,209	43,209	75,034	75,034	-
All Funds	5,355,637	5,273,662	5,273,662	8,421,595	6,325,727	-
4275 Publicity and Publications						
8000 General Fund	31,309	54,735	54,735	56,816	54,735	-
3400 Other Funds Ltd	3,645	-	-	-	-	-

Budget Support - Detail Revenues and Expenditures

Cross Reference Number: 29100-000-00-00-00000

2019-21 Biennium

Corrections, Dept of

Description	2015-17 Actuals	2017-19 Leg Adopted Budget	2017-19 Leg Approved Budget	2019-21 Agency Request Budget	2019-21 Governor's Budget	2019-21 Leg. Adopted Audit
All Funds	34,954	54,735	54,735	56,816	54,735	-
4300 Professional Services						
8000 General Fund	19,202,317	17,188,756	17,188,756	25,938,523	18,366,692	-
8010 General Fund Cap Improve	4,230	-	-	-	-	-
3020 Other Funds Cap Construct	10,273	-	-	-	-	-
3400 Other Funds Ltd	2,756,812	3,447,194	3,447,194	3,591,975	3,451,975	-
6400 Federal Funds Ltd	10,381	442,186	442,186	460,758	460,758	-
All Funds	21,984,013	21,078,136	21,078,136	29,991,256	22,279,425	-
4315 IT Professional Services						
8000 General Fund	149,492	-	-	1,167,000	-	-
3400 Other Funds Ltd	11	-	-	-	-	-
All Funds	149,503	-	-	1,167,000	-	-
4325 Attorney General						
8000 General Fund	3,019,426	4,165,630	4,165,630	5,019,538	4,702,910	-
3400 Other Funds Ltd	7,282	8,773	8,773	10,539	9,912	-
All Funds	3,026,708	4,174,403	4,174,403	5,030,077	4,712,822	-
4375 Employee Recruitment and Develop						
8000 General Fund	142,397	190,599	190,599	197,844	190,599	-
8010 General Fund Cap Improve	87	-	-	-	-	-
3400 Other Funds Ltd	90	3,613	3,613	3,750	3,750	-
All Funds	142,574	194,212	194,212	201,594	194,349	-
4400 Dues and Subscriptions						
8000 General Fund	225,437	26,206	26,206	27,203	26,206	-

Budget Support - Detail Revenues and Expenditures

Cross Reference Number: 29100-000-00-00-00000

2019-21 Biennium

Corrections, Dept of

Description	2015-17 Actuals	2017-19 Leg Adopted Budget	2017-19 Leg Approved Budget	2019-21 Agency Request Budget	2019-21 Governor's Budget	2019-21 Leg. Adopted Audit
3400 Other Funds Ltd	2,384	985	985	1,023	1,023	-
All Funds	227,821	27,191	27,191	28,226	27,229	-
4425 Facilities Rental and Taxes						
8000 General Fund	1,860,922	1,399,747	1,399,747	1,452,937	1,452,937	-
3400 Other Funds Ltd	41,891	-	-	-	-	-
All Funds	1,902,813	1,399,747	1,399,747	1,452,937	1,452,937	-
4450 Fuels and Utilities						
8000 General Fund	29,734,449	30,093,332	30,093,332	31,157,159	29,945,609	-
3400 Other Funds Ltd	95,450	148,988	148,988	154,650	154,650	-
All Funds	29,829,899	30,242,320	30,242,320	31,311,809	30,100,259	-
4475 Facilities Maintenance						
8000 General Fund	14,717,653	12,763,329	12,763,329	26,066,423	22,994,666	-
8010 General Fund Cap Improve	74	-	-	-	-	-
3400 Other Funds Ltd	790,620	709,901	709,901	736,877	736,877	-
All Funds	15,508,347	13,473,230	13,473,230	26,803,300	23,731,543	-
4500 Food and Kitchen Supplies						
8000 General Fund	27,055,490	27,134,415	27,134,415	28,097,879	27,009,071	-
3400 Other Funds Ltd	2,171,627	1,626,463	1,626,463	1,688,270	1,688,270	-
All Funds	29,227,117	28,760,878	28,760,878	29,786,149	28,697,341	-
4525 Medical Services and Supplies						
8000 General Fund	105,422,113	115,054,389	115,054,389	113,318,867	114,504,521	-
3400 Other Funds Ltd	5,862,847	7,437,708	7,437,708	6,462,310	6,462,310	-
6400 Federal Funds Ltd	3,430,585	3,353,513	3,353,513	3,494,360	3,494,360	-

Description	2015-17 Actuals	2017-19 Leg Adopted Budget	2017-19 Leg Approved Budget	2019-21 Agency Request Budget	2019-21 Governor's Budget	2019-21 Leg. Adopted Audit
All Funds	114,715,545	125,845,610	125,845,610	123,275,537	124,461,191	-
4550 Other Care of Residents and Patients						
8000 General Fund	27,666,180	21,596,038	21,596,038	22,206,718	21,342,013	-
3400 Other Funds Ltd	6,990,189	4,849,900	4,849,900	5,034,196	5,034,196	-
All Funds	34,656,369	26,445,938	26,445,938	27,240,914	26,376,209	-
4575 Agency Program Related S and S						
8000 General Fund	21,023	94,722	94,722	282,163	-	-
3400 Other Funds Ltd	18,505	-	-	-	-	-
All Funds	39,528	94,722	94,722	282,163	-	-
4625 Other COP Costs						
8000 General Fund	23,521	114,989	114,989	114,989	114,989	-
3400 Other Funds Ltd	-	1,067,704	1,067,704	2,153,192	764,932	-
All Funds	23,521	1,182,693	1,182,693	2,268,181	879,921	-
4650 Other Services and Supplies						
8000 General Fund	4,300,123	4,138,469	4,138,469	4,738,423	3,822,123	-
3020 Other Funds Cap Construct	25	-	-	-	-	-
3200 Other Funds Non-Ltd	81,739	-	-	-	-	-
3400 Other Funds Ltd	647,245	3,303,300	3,303,300	3,806,520	3,784,753	-
All Funds	5,029,132	7,441,769	7,441,769	8,544,943	7,606,876	-
4700 Expendable Prop 250 - 5000						
8000 General Fund	1,282,238	1,756,306	1,756,306	2,753,870	1,596,372	-
3400 Other Funds Ltd	219,148	198,888	198,888	213,007	213,007	-
All Funds	1,501,386	1,955,194	1,955,194	2,966,877	1,809,379	-

Budget Support - Detail Revenues and Expenditures
 2019-21 Biennium
 Corrections, Dept of

Cross Reference Number: 29100-000-00-00-00000

Description	2015-17 Actuals	2017-19 Leg Adopted Budget	2017-19 Leg Approved Budget	2019-21 Agency Request Budget	2019-21 Governor's Budget	2019-21 Leg. Adopted Audit
4715 IT Expendable Property						
8000 General Fund	3,468,743	730,653	730,653	6,674,250	656,022	-
3400 Other Funds Ltd	216,690	58,918	58,918	66,695	66,695	-
All Funds	3,685,433	789,571	789,571	6,740,945	722,717	-
SERVICES & SUPPLIES						
8000 General Fund	298,908,549	292,930,676	292,930,676	345,906,353	310,929,645	-
8010 General Fund Cap Improve	5,056	-	-	-	-	-
3020 Other Funds Cap Construct	10,570	-	-	-	-	-
3200 Other Funds Non-Ltd	81,739	-	-	-	-	-
3400 Other Funds Ltd	20,636,265	23,727,315	23,727,315	25,005,246	23,454,592	-
6400 Federal Funds Ltd	3,927,731	4,352,986	4,352,986	4,533,582	4,533,582	-
TOTAL SERVICES & SUPPLIES	\$323,569,910	\$321,010,977	\$321,010,977	\$375,445,181	\$338,917,819	-
CAPITAL OUTLAY						
5100 Office Furniture and Fixtures						
8000 General Fund	35,875	64,718	64,718	67,177	67,177	-
8010 General Fund Cap Improve	658	-	-	-	-	-
3020 Other Funds Cap Construct	10,795	-	-	-	-	-
All Funds	47,328	64,718	64,718	67,177	67,177	-
5150 Telecommunications Equipment						
8000 General Fund	1,807,278	71,055	71,055	73,755	73,755	-
3020 Other Funds Cap Construct	702,231	12,200,000	12,200,000	-	-	-
All Funds	2,509,509	12,271,055	12,271,055	73,755	73,755	-
5200 Technical Equipment						

Budget Support - Detail Revenues and Expenditures
 2019-21 Biennium
 Corrections, Dept of

Cross Reference Number: 29100-000-00-00-00000

Description	2015-17 Actuals	2017-19 Leg Adopted Budget	2017-19 Leg Approved Budget	2019-21 Agency Request Budget	2019-21 Governor's Budget	2019-21 Leg. Adopted Audit
8000 General Fund	879,648	-	-	1,431,614	145,614	-
8010 General Fund Cap Improve	833,928	-	-	-	-	-
3020 Other Funds Cap Construct	832,752	-	-	-	-	-
3400 Other Funds Ltd	15,318	-	-	-	-	-
All Funds	2,561,646	-	-	1,431,614	145,614	-
5250 Household and Institutional Equip.						
8000 General Fund	179,770	165,214	165,214	171,492	171,492	-
3020 Other Funds Cap Construct	54,302	-	-	-	-	-
3400 Other Funds Ltd	225,388	-	-	-	-	-
All Funds	459,460	165,214	165,214	171,492	171,492	-
5350 Industrial and Heavy Equipment						
8000 General Fund	187,830	10,085	10,085	10,468	10,468	-
3020 Other Funds Cap Construct	21,250	-	-	-	-	-
All Funds	209,080	10,085	10,085	10,468	10,468	-
5400 Automotive and Aircraft						
8000 General Fund	-	708,788	708,788	-	-	-
5500 Recreational Equipment						
3400 Other Funds Ltd	-	30,715	30,715	31,882	31,882	-
5550 Data Processing Software						
8000 General Fund	74,203	20,773	20,773	21,562	21,562	-
3020 Other Funds Cap Construct	10,389	-	-	1,650,000	1,650,000	-
All Funds	84,592	20,773	20,773	1,671,562	1,671,562	-
5600 Data Processing Hardware						

Budget Support - Detail Revenues and Expenditures
 2019-21 Biennium
 Corrections, Dept of

Cross Reference Number: 29100-000-00-00-00000

Description	2015-17 Actuals	2017-19 Leg Adopted Budget	2017-19 Leg Approved Budget	2019-21 Agency Request Budget	2019-21 Governor's Budget	2019-21 Leg. Adopted Audit
8000 General Fund	237,309	27,984	27,984	29,047	29,047	-
5650 Land Improvements						
8000 General Fund	466,425	-	-	-	-	-
8010 General Fund Cap Improve	158,685	2,769,115	2,769,115	2,874,341	2,769,115	-
3400 Other Funds Ltd	269,337	-	-	-	-	-
All Funds	894,447	2,769,115	2,769,115	2,874,341	2,769,115	-
5700 Building Structures						
8000 General Fund	578,865	-	-	-	-	-
8010 General Fund Cap Improve	1,138,325	-	-	-	-	-
3020 Other Funds Cap Construct	2,191,940	-	-	-	-	-
3400 Other Funds Ltd	105,800	-	-	-	-	-
All Funds	4,014,930	-	-	-	-	-
5800 Professional Services						
8010 General Fund Cap Improve	-	55,356	55,356	57,460	55,356	-
3020 Other Funds Cap Construct	-	-	-	1,024,088	-	-
All Funds	-	55,356	55,356	1,081,548	55,356	-
5900 Other Capital Outlay						
8000 General Fund	1,320,810	1,213,216	1,213,216	456,145	456,145	-
8010 General Fund Cap Improve	574,367	-	-	-	-	-
3020 Other Funds Cap Construct	10,289,045	26,293,534	26,347,534	127,572,720	47,110,068	-
3400 Other Funds Ltd	333,357	562,905	562,905	65,295	65,295	-
All Funds	12,517,579	28,069,655	28,123,655	128,094,160	47,631,508	-

CAPITAL OUTLAY

Budget Support - Detail Revenues and Expenditures

Cross Reference Number: 29100-000-00-00-00000

2019-21 Biennium

Corrections, Dept of

Description	2015-17 Actuals	2017-19 Leg Adopted Budget	2017-19 Leg Approved Budget	2019-21 Agency Request Budget	2019-21 Governor's Budget	2019-21 Leg. Adopted Audit
8000 General Fund	5,768,013	2,281,833	2,281,833	2,261,260	975,260	-
8010 General Fund Cap Improve	2,705,963	2,824,471	2,824,471	2,931,801	2,824,471	-
3020 Other Funds Cap Construct	14,112,704	38,493,534	38,547,534	130,246,808	48,760,068	-
3400 Other Funds Ltd	949,200	593,620	593,620	97,177	97,177	-
TOTAL CAPITAL OUTLAY	\$23,535,880	\$44,193,458	\$44,247,458	\$135,537,046	\$52,656,976	-
SPECIAL PAYMENTS						
6020 Dist to Counties						
8000 General Fund	244,079,967	276,312,325	276,312,325	336,283,498	262,579,775	-
3400 Other Funds Ltd	5,054,071	5,513,820	5,513,820	5,723,346	5,588,593	-
All Funds	249,134,038	281,826,145	281,826,145	342,006,844	268,168,368	-
6035 Dist to Individuals						
8000 General Fund	513	100,664	100,664	104,489	104,489	-
3400 Other Funds Ltd	35	-	-	-	-	-
All Funds	548	100,664	100,664	104,489	104,489	-
6085 Other Special Payments						
8000 General Fund	-	8,929	8,929	9,268	9,268	-
SPECIAL PAYMENTS						
8000 General Fund	244,080,480	276,421,918	276,421,918	336,397,255	262,693,532	-
3400 Other Funds Ltd	5,054,106	5,513,820	5,513,820	5,723,346	5,588,593	-
TOTAL SPECIAL PAYMENTS	\$249,134,586	\$281,935,738	\$281,935,738	\$342,120,601	\$268,282,125	-
DEBT SERVICE						
7050 Pmt To Ret Bond Escrow						
3230 Other Funds Debt Svc Non-Ltd	27,086,246	-	-	-	-	-

Budget Support - Detail Revenues and Expenditures

Cross Reference Number: 29100-000-00-00-00000

2019-21 Biennium

Corrections, Dept of

Description	2015-17 Actuals	2017-19 Leg Adopted Budget	2017-19 Leg Approved Budget	2019-21 Agency Request Budget	2019-21 Governor's Budget	2019-21 Leg. Adopted Audit
7100 Principal - Bonds						
8030 General Fund Debt Svc	39,557,586	56,313,455	56,313,455	74,973,190	71,958,190	-
3430 Other Funds Debt Svc Ltd	66,766	-	-	-	-	-
All Funds	39,624,352	56,313,455	56,313,455	74,973,190	71,958,190	-
7150 Interest - Bonds						
8030 General Fund Debt Svc	29,525,038	29,856,093	29,813,052	30,158,210	26,676,416	-
3430 Other Funds Debt Svc Ltd	1,992,267	-	43,042	-	-	-
All Funds	31,517,305	29,856,093	29,856,094	30,158,210	26,676,416	-
7200 Principal - COP						
8030 General Fund Debt Svc	45,548,240	22,379,811	22,379,811	15,468,000	15,468,000	-
7250 Interest - COP						
8030 General Fund Debt Svc	9,508,352	5,467,873	5,467,873	3,934,960	3,934,960	-
3430 Other Funds Debt Svc Ltd	117,867	-	-	-	-	-
6230 Federal Funds Debt Svc NL	1,123,728	1,038,513	1,038,513	940,120	940,120	-
All Funds	10,749,947	6,506,386	6,506,386	4,875,080	4,875,080	-
DEBT SERVICE						
8030 General Fund Debt Svc	124,139,216	114,017,232	113,974,191	124,534,360	118,037,566	-
3230 Other Funds Debt Svc Non-Ltd	27,086,246	-	-	-	-	-
3430 Other Funds Debt Svc Ltd	2,176,900	-	43,042	-	-	-
6230 Federal Funds Debt Svc NL	1,123,728	1,038,513	1,038,513	940,120	940,120	-
TOTAL DEBT SERVICE	\$154,526,090	\$115,055,745	\$115,055,746	\$125,474,480	\$118,977,686	-
EXPENDITURES						
8000 General Fund	1,478,127,809	1,564,222,215	1,589,836,701	1,887,507,936	1,703,577,434	-

Budget Support - Detail Revenues and Expenditures
 2019-21 Biennium
 Corrections, Dept of

Cross Reference Number: 29100-000-00-00-00000

Description	2015-17 Actuals	2017-19 Leg Adopted Budget	2017-19 Leg Approved Budget	2019-21 Agency Request Budget	2019-21 Governor's Budget	2019-21 Leg. Adopted Audit
8010 General Fund Cap Improve	2,718,093	2,824,471	2,824,471	2,931,801	2,824,471	-
8030 General Fund Debt Svc	124,139,216	114,017,232	113,974,191	124,534,360	118,037,566	-
3020 Other Funds Cap Construct	14,220,432	38,493,534	38,547,534	130,246,808	48,760,068	-
3200 Other Funds Non-Ltd	81,739	-	-	-	-	-
3230 Other Funds Debt Svc Non-Ltd	27,086,246	-	-	-	-	-
3400 Other Funds Ltd	34,513,976	43,244,547	43,508,746	49,639,042	47,953,635	-
3430 Other Funds Debt Svc Ltd	2,176,900	-	43,042	-	-	-
6230 Federal Funds Debt Svc NL	1,123,728	1,038,513	1,038,513	940,120	940,120	-
6400 Federal Funds Ltd	4,134,712	4,352,986	4,352,986	4,533,582	4,533,582	-
TOTAL EXPENDITURES	\$1,688,322,851	\$1,768,193,498	\$1,794,126,184	\$2,200,333,649	\$1,926,626,876	-
REVERSIONS						
9900 Reversions						
8000 General Fund	(6,227,783)	-	-	-	-	-
8010 General Fund Cap Improve	(5,601)	-	-	-	-	-
All Funds	(6,233,384)	-	-	-	-	-
ENDING BALANCE						
3400 Other Funds Ltd	12,997,634	5,259,403	4,995,204	6,817,482	6,526,825	-
6400 Federal Funds Ltd	1,784	160,013	160,013	-	-	-
TOTAL ENDING BALANCE	\$12,999,418	\$5,419,416	\$5,155,217	\$6,817,482	\$6,526,825	-
AUTHORIZED POSITIONS						
8150 Class/Unclass Positions	4,562	4,600	4,600	5,004	4,630	-
8180 Position Reconciliation	-	5	5	-	-	-
TOTAL AUTHORIZED POSITIONS	4,562	4,605	4,605	5,004	4,630	-

**Budget Support - Detail Revenues and Expenditures
2019-21 Biennium
Corrections, Dept of**

Cross Reference Number: 29100-000-00-00-00000

<i>Description</i>	<i>2015-17 Actuals</i>	<i>2017-19 Leg Adopted Budget</i>	<i>2017-19 Leg Approved Budget</i>	<i>2019-21 Agency Request Budget</i>	<i>2019-21 Governor's Budget</i>	<i>2019-21 Leg. Adopted Audit</i>
AUTHORIZED FTE						
8250 Class/Unclass FTE Positions	4,493.39	4,570.77	4,570.77	4,958.53	4,605.86	-
8280 FTE Reconciliation	-	1.30	1.30	-	-	-
TOTAL AUTHORIZED FTE	4,493.39	4,572.07	4,572.07	4,958.53	4,605.86	-

Budget Support - Detail Revenues and Expenditures
 2019-21 Biennium
 Operations Division

Cross Reference Number: 29100-003-00-00-00000

Description	2015-17 Actuals	2017-19 Leg Adopted Budget	2017-19 Leg Approved Budget	2019-21 Agency Request Budget	2019-21 Governor's Budget	2019-21 Leg. Adopted Audit
BEGINNING BALANCE						
0025 Beginning Balance						
3400 Other Funds Ltd	5,145,183	10,295	10,295	-	-	-
0030 Beginning Balance Adjustment						
3400 Other Funds Ltd	-	1,500,000	1,500,000	-	-	-
BEGINNING BALANCE						
3400 Other Funds Ltd	5,145,183	1,510,295	1,510,295	-	-	-
TOTAL BEGINNING BALANCE	\$5,145,183	\$1,510,295	\$1,510,295	-	-	-
REVENUE CATEGORIES						
GENERAL FUND APPROPRIATION						
0050 General Fund Appropriation						
8000 General Fund	760,761,219	795,031,482	812,927,140	932,170,161	902,132,513	-
CHARGES FOR SERVICES						
0410 Charges for Services						
3400 Other Funds Ltd	10,253,361	8,317,588	8,317,588	15,410,693	15,410,693	-
0415 Admin and Service Charges						
3400 Other Funds Ltd	655,609	26,102	26,102	1,285,032	1,285,032	-
CHARGES FOR SERVICES						
3400 Other Funds Ltd	10,908,970	8,343,690	8,343,690	16,695,725	16,695,725	-
TOTAL CHARGES FOR SERVICES	\$10,908,970	\$8,343,690	\$8,343,690	\$16,695,725	\$16,695,725	-
FINES, RENTS AND ROYALTIES						
0505 Fines and Forfeitures						
3400 Other Funds Ltd	388,033	46,703	46,703	209,005	209,005	-

Budget Support - Detail Revenues and Expenditures
 2019-21 Biennium
 Operations Division

Cross Reference Number: 29100-003-00-00-00000

Description	2015-17 Actuals	2017-19 Leg Adopted Budget	2017-19 Leg Approved Budget	2019-21 Agency Request Budget	2019-21 Governor's Budget	2019-21 Leg. Adopted Audit
0510 Rents and Royalties						
3400 Other Funds Ltd	14,754	-	-	-	-	-
FINES, RENTS AND ROYALTIES						
3400 Other Funds Ltd	402,787	46,703	46,703	209,005	209,005	-
TOTAL FINES, RENTS AND ROYALTIES	\$402,787	\$46,703	\$46,703	\$209,005	\$209,005	-
INTEREST EARNINGS						
0605 Interest Income						
3400 Other Funds Ltd	69,930	12,994	12,994	33,446	33,446	-
SALES INCOME						
0705 Sales Income						
3400 Other Funds Ltd	1,533,670	1,419,960	1,419,960	1,663,297	1,663,297	-
DONATIONS AND CONTRIBUTIONS						
0905 Donations						
3400 Other Funds Ltd	73,477	-	-	-	-	-
OTHER						
0975 Other Revenues						
3400 Other Funds Ltd	720,214	3,598,446	3,598,446	783,941	783,941	-
TRANSFERS IN						
1010 Transfer In - Intrafund						
3400 Other Funds Ltd	243,880	266,295	266,295	286,642	286,642	-
REVENUE CATEGORIES						
8000 General Fund	760,761,219	795,031,482	812,927,140	932,170,161	902,132,513	-
3400 Other Funds Ltd	13,952,928	13,688,088	13,688,088	19,672,056	19,672,056	-

Budget Support - Detail Revenues and Expenditures
 2019-21 Biennium
 Operations Division

Cross Reference Number: 29100-003-00-00-00000

Description	2015-17 Actuals	2017-19 Leg Adopted Budget	2017-19 Leg Approved Budget	2019-21 Agency Request Budget	2019-21 Governor's Budget	2019-21 Leg. Adopted Audit
TOTAL REVENUE CATEGORIES	\$774,714,147	\$808,719,570	\$826,615,228	\$951,842,217	\$921,804,569	-
TRANSFERS OUT						
2010 Transfer Out - Intrafund						
3400 Other Funds Ltd	(73,928)	-	-	-	-	-
AVAILABLE REVENUES						
8000 General Fund	760,761,219	795,031,482	812,927,140	932,170,161	902,132,513	-
3400 Other Funds Ltd	19,024,183	15,198,383	15,198,383	19,672,056	19,672,056	-
TOTAL AVAILABLE REVENUES	\$779,785,402	\$810,229,865	\$828,125,523	\$951,842,217	\$921,804,569	-
EXPENDITURES						
PERSONAL SERVICES						
SALARIES & WAGES						
3110 Class/Unclass Sal. and Per Diem						
8000 General Fund	352,650,484	389,485,160	403,099,402	474,755,933	463,144,286	-
3400 Other Funds Ltd	2,704,648	1,803,144	1,878,453	3,940,146	3,940,146	-
All Funds	355,355,132	391,288,304	404,977,855	478,696,079	467,084,432	-
3160 Temporary Appointments						
8000 General Fund	3,077,088	-	-	-	-	-
3400 Other Funds Ltd	32,067	-	-	-	-	-
All Funds	3,109,155	-	-	-	-	-
3170 Overtime Payments						
8000 General Fund	27,745,640	17,441,093	17,441,093	19,982,130	18,853,819	-
3400 Other Funds Ltd	1,011,042	2,260,408	2,260,408	2,536,419	2,536,419	-
All Funds	28,756,682	19,701,501	19,701,501	22,518,549	21,390,238	-

Budget Support - Detail Revenues and Expenditures
 2019-21 Biennium
 Operations Division

Cross Reference Number: 29100-003-00-00-00000

Description	2015-17 Actuals	2017-19 Leg Adopted Budget	2017-19 Leg Approved Budget	2019-21 Agency Request Budget	2019-21 Governor's Budget	2019-21 Leg. Adopted Audit
3180 Shift Differential						
8000 General Fund	3,703,274	3,271,026	3,271,026	3,671,063	3,549,144	-
3400 Other Funds Ltd	14,611	12,174	12,174	24,281	24,281	-
All Funds	3,717,885	3,283,200	3,283,200	3,695,344	3,573,425	-
3190 All Other Differential						
8000 General Fund	24,221,602	20,702,395	20,702,395	23,324,911	22,463,087	-
3400 Other Funds Ltd	149,900	112,319	112,319	199,288	199,288	-
All Funds	24,371,502	20,814,714	20,814,714	23,524,199	22,662,375	-
SALARIES & WAGES						
8000 General Fund	411,398,088	430,899,674	444,513,916	521,734,037	508,010,336	-
3400 Other Funds Ltd	3,912,268	4,188,045	4,263,354	6,700,134	6,700,134	-
TOTAL SALARIES & WAGES	\$415,310,356	\$435,087,719	\$448,777,270	\$528,434,171	\$514,710,470	-
OTHER PAYROLL EXPENSES						
3210 Empl. Rel. Bd. Assessments						
8000 General Fund	143,750	188,632	188,798	209,774	202,698	-
3400 Other Funds Ltd	1,034	1,140	1,145	1,835	1,835	-
All Funds	144,784	189,772	189,943	211,609	204,533	-
3220 Public Employees' Retire Cont						
8000 General Fund	79,763,782	102,898,337	106,149,411	114,938,629	111,915,259	-
3400 Other Funds Ltd	761,241	1,000,103	1,018,087	1,476,044	1,476,044	-
All Funds	80,525,023	103,898,440	107,167,498	116,414,673	113,391,303	-
3221 Pension Obligation Bond						
8000 General Fund	24,049,782	24,723,123	24,614,604	28,365,669	28,365,669	-

Budget Support - Detail Revenues and Expenditures
 2019-21 Biennium
 Operations Division

Cross Reference Number: 29100-003-00-00-00000

Description	2015-17 Actuals	2017-19 Leg Adopted Budget	2017-19 Leg Approved Budget	2019-21 Agency Request Budget	2019-21 Governor's Budget	2019-21 Leg. Adopted Audit
3400 Other Funds Ltd	228,768	243,064	241,074	296,765	296,765	-
All Funds	24,278,550	24,966,187	24,855,678	28,662,434	28,662,434	-
3230 Social Security Taxes						
8000 General Fund	30,958,781	32,948,526	33,990,012	39,894,226	38,844,352	-
3400 Other Funds Ltd	284,006	320,379	326,140	512,566	512,566	-
All Funds	31,242,787	33,268,905	34,316,152	40,406,792	39,356,918	-
3240 Unemployment Assessments						
8000 General Fund	281,438	241,990	241,990	278,322	253,618	-
3400 Other Funds Ltd	-	-	-	2,233	2,233	-
All Funds	281,438	241,990	241,990	280,555	255,851	-
3250 Worker's Comp. Assess. (WCD)						
8000 General Fund	195,758	228,344	228,545	199,457	192,729	-
3400 Other Funds Ltd	1,545	1,380	1,386	1,745	1,745	-
All Funds	197,303	229,724	229,931	201,202	194,474	-
3260 Mass Transit Tax						
8000 General Fund	1,062,778	1,128,233	1,128,233	3,083,868	3,048,011	-
3400 Other Funds Ltd	11,591	22,271	22,271	35,792	35,792	-
All Funds	1,074,369	1,150,504	1,150,504	3,119,660	3,083,803	-
3270 Flexible Benefits						
8000 General Fund	109,499,461	110,042,136	110,139,144	120,361,297	116,666,977	-
3400 Other Funds Ltd	745,417	666,720	669,720	1,058,687	1,058,687	-
All Funds	110,244,878	110,708,856	110,808,864	121,419,984	117,725,664	-
3280 Other OPE						

Budget Support - Detail Revenues and Expenditures
 2019-21 Biennium
 Operations Division

Cross Reference Number: 29100-003-00-00-00000

Description	2015-17 Actuals	2017-19 Leg Adopted Budget	2017-19 Leg Approved Budget	2019-21 Agency Request Budget	2019-21 Governor's Budget	2019-21 Leg. Adopted Audit
3400 Other Funds Ltd	7,468	-	-	-	-	-
OTHER PAYROLL EXPENSES						
8000 General Fund	245,955,530	272,399,321	276,680,737	307,331,242	299,489,313	-
3400 Other Funds Ltd	2,041,070	2,255,057	2,279,823	3,385,667	3,385,667	-
TOTAL OTHER PAYROLL EXPENSES	\$247,996,600	\$274,654,378	\$278,960,560	\$310,716,909	\$302,874,980	-
P.S. BUDGET ADJUSTMENTS						
3455 Vacancy Savings						
8000 General Fund	-	(7,524,478)	(7,524,478)	(4,453,566)	(4,453,566)	-
3400 Other Funds Ltd	-	(121,381)	(121,381)	(25,668)	(25,668)	-
All Funds	-	(7,645,859)	(7,645,859)	(4,479,234)	(4,479,234)	-
3465 Reconciliation Adjustment						
8000 General Fund	-	(206,160)	(206,160)	-	(6)	-
P.S. BUDGET ADJUSTMENTS						
8000 General Fund	-	(7,730,638)	(7,730,638)	(4,453,566)	(4,453,572)	-
3400 Other Funds Ltd	-	(121,381)	(121,381)	(25,668)	(25,668)	-
TOTAL P.S. BUDGET ADJUSTMENTS	-	(\$7,852,019)	(\$7,852,019)	(\$4,479,234)	(\$4,479,240)	-
PERSONAL SERVICES						
8000 General Fund	657,353,618	695,568,357	713,464,015	824,611,713	803,046,077	-
3400 Other Funds Ltd	5,953,338	6,321,721	6,421,796	10,060,133	10,060,133	-
TOTAL PERSONAL SERVICES	\$663,306,956	\$701,890,078	\$719,885,811	\$834,671,846	\$813,106,210	-
SERVICES & SUPPLIES						
4100 Instate Travel						
8000 General Fund	2,136,194	1,890,968	1,890,968	2,167,943	1,879,042	-

Budget Support - Detail Revenues and Expenditures
 2019-21 Biennium
 Operations Division

Cross Reference Number: 29100-003-00-00-00000

Description	2015-17 Actuals	2017-19 Leg Adopted Budget	2017-19 Leg Approved Budget	2019-21 Agency Request Budget	2019-21 Governor's Budget	2019-21 Leg. Adopted Audit
3400 Other Funds Ltd	342,747	337,975	337,975	367,747	367,747	-
All Funds	2,478,941	2,228,943	2,228,943	2,535,690	2,246,789	-
4125 Out of State Travel						
8000 General Fund	110,036	117,496	117,496	121,961	117,496	-
3400 Other Funds Ltd	4,283	38,430	38,430	39,890	39,890	-
All Funds	114,319	155,926	155,926	161,851	157,386	-
4150 Employee Training						
8000 General Fund	776,327	436,671	436,671	637,639	428,756	-
3400 Other Funds Ltd	898	8,991	8,991	24,332	24,332	-
All Funds	777,225	445,662	445,662	661,971	453,088	-
4175 Office Expenses						
8000 General Fund	1,841,462	1,746,068	1,746,068	2,755,264	1,682,060	-
3400 Other Funds Ltd	122,278	166,975	166,975	251,542	251,542	-
All Funds	1,963,740	1,913,043	1,913,043	3,006,806	1,933,602	-
4200 Telecommunications						
8000 General Fund	6,882	5,420	5,420	5,625	5,625	-
3400 Other Funds Ltd	5,619	25,680	25,680	26,655	26,655	-
All Funds	12,501	31,100	31,100	32,280	32,280	-
4225 State Gov. Service Charges						
3400 Other Funds Ltd	1,560	-	-	-	-	-
4250 Data Processing						
8000 General Fund	7,491	354,718	354,718	1,774,279	1,247,895	-
3400 Other Funds Ltd	2,583	32,396	32,396	55,187	55,187	-

Budget Support - Detail Revenues and Expenditures
 2019-21 Biennium
 Operations Division

Cross Reference Number: 29100-003-00-00-00000

Description	2015-17 Actuals	2017-19 Leg Adopted Budget	2017-19 Leg Approved Budget	2019-21 Agency Request Budget	2019-21 Governor's Budget	2019-21 Leg. Adopted Audit
All Funds	10,074	387,114	387,114	1,829,466	1,303,082	-
4275 Publicity and Publications						
8000 General Fund	4,611	7,737	7,737	8,032	7,737	-
3400 Other Funds Ltd	3,645	-	-	-	-	-
All Funds	8,256	7,737	7,737	8,032	7,737	-
4300 Professional Services						
8000 General Fund	791,322	704,700	704,700	1,535,801	695,746	-
3400 Other Funds Ltd	155	-	-	-	-	-
All Funds	791,477	704,700	704,700	1,535,801	695,746	-
4315 IT Professional Services						
8000 General Fund	9,200	-	-	-	-	-
3400 Other Funds Ltd	11	-	-	-	-	-
All Funds	9,211	-	-	-	-	-
4325 Attorney General						
8000 General Fund	921,305	996,399	996,399	1,197,074	1,125,848	-
3400 Other Funds Ltd	-	6,351	6,351	7,630	7,176	-
All Funds	921,305	1,002,750	1,002,750	1,204,704	1,133,024	-
4375 Employee Recruitment and Develop						
8000 General Fund	45,071	168,219	168,219	174,613	168,219	-
3400 Other Funds Ltd	90	3,613	3,613	3,750	3,750	-
All Funds	45,161	171,832	171,832	178,363	171,969	-
4400 Dues and Subscriptions						
8000 General Fund	16,464	5,836	5,836	6,059	5,836	-

Budget Support - Detail Revenues and Expenditures
 2019-21 Biennium
 Operations Division

Cross Reference Number: 29100-003-00-00-00000

Description	2015-17 Actuals	2017-19 Leg Adopted Budget	2017-19 Leg Approved Budget	2019-21 Agency Request Budget	2019-21 Governor's Budget	2019-21 Leg. Adopted Audit
3400 Other Funds Ltd	1,791	439	439	456	456	-
All Funds	18,255	6,275	6,275	6,515	6,292	-
4425 Facilities Rental and Taxes						
8000 General Fund	29,622	-	-	-	-	-
3400 Other Funds Ltd	528	-	-	-	-	-
All Funds	30,150	-	-	-	-	-
4450 Fuels and Utilities						
8000 General Fund	28,791,588	29,192,483	29,192,483	30,222,078	29,044,760	-
3400 Other Funds Ltd	14,051	23,209	23,209	24,091	24,091	-
All Funds	28,805,639	29,215,692	29,215,692	30,246,169	29,068,851	-
4475 Facilities Maintenance						
8000 General Fund	13,182,715	11,801,662	11,801,662	12,223,551	11,752,419	-
3400 Other Funds Ltd	487,662	342,866	342,866	355,895	355,895	-
All Funds	13,670,377	12,144,528	12,144,528	12,579,446	12,108,314	-
4500 Food and Kitchen Supplies						
8000 General Fund	26,875,049	27,129,111	27,129,111	28,092,374	27,003,767	-
3400 Other Funds Ltd	2,050,753	1,125,145	1,125,145	1,167,902	1,167,902	-
All Funds	28,925,802	28,254,256	28,254,256	29,260,276	28,171,669	-
4525 Medical Services and Supplies						
8000 General Fund	102,172	58,759	58,759	61,227	58,759	-
3400 Other Funds Ltd	18,970	6,639	6,639	6,918	6,918	-
All Funds	121,142	65,398	65,398	68,145	65,677	-
4550 Other Care of Residents and Patients						

Budget Support - Detail Revenues and Expenditures
 2019-21 Biennium
 Operations Division

Cross Reference Number: 29100-003-00-00-00000

Description	2015-17 Actuals	2017-19 Leg Adopted Budget	2017-19 Leg Approved Budget	2019-21 Agency Request Budget	2019-21 Governor's Budget	2019-21 Leg. Adopted Audit
8000 General Fund	19,665,072	19,871,176	19,871,176	20,577,965	19,781,646	-
3400 Other Funds Ltd	5,817,128	2,700,596	2,700,596	2,803,218	2,803,218	-
All Funds	25,482,200	22,571,772	22,571,772	23,381,183	22,584,864	-
4575 Agency Program Related S and S						
8000 General Fund	1,115	94,722	94,722	-	-	-
3400 Other Funds Ltd	18,505	-	-	-	-	-
All Funds	19,620	94,722	94,722	-	-	-
4650 Other Services and Supplies						
8000 General Fund	3,320,753	2,607,956	2,607,956	2,850,361	2,579,965	-
3400 Other Funds Ltd	353,881	2,602,392	2,602,392	2,714,353	2,714,353	-
All Funds	3,674,634	5,210,348	5,210,348	5,564,714	5,294,318	-
4700 Expendable Prop 250 - 5000						
8000 General Fund	644,444	937,241	937,241	1,145,678	867,462	-
3400 Other Funds Ltd	162,214	157,386	157,386	163,367	163,367	-
All Funds	806,658	1,094,627	1,094,627	1,309,045	1,030,829	-
4715 IT Expendable Property						
8000 General Fund	605,608	187,549	187,549	258,779	177,253	-
3400 Other Funds Ltd	19,656	39,353	39,353	40,848	40,848	-
All Funds	625,264	226,902	226,902	299,627	218,101	-
SERVICES & SUPPLIES						
8000 General Fund	99,884,503	98,314,891	98,314,891	105,816,303	98,630,291	-
3400 Other Funds Ltd	9,429,008	7,618,436	7,618,436	8,053,781	8,053,327	-
TOTAL SERVICES & SUPPLIES	\$109,313,511	\$105,933,327	\$105,933,327	\$113,870,084	\$106,683,618	-

Budget Support - Detail Revenues and Expenditures
 2019-21 Biennium
 Operations Division

Cross Reference Number: 29100-003-00-00-00000

Description	2015-17 Actuals	2017-19 Leg Adopted Budget	2017-19 Leg Approved Budget	2019-21 Agency Request Budget	2019-21 Governor's Budget	2019-21 Leg. Adopted Audit
CAPITAL OUTLAY						
5150 Telecommunications Equipment						
8000 General Fund	5,000	-	-	-	-	-
5200 Technical Equipment						
8000 General Fund	89,497	-	-	1,286,000	-	-
3400 Other Funds Ltd	6,151	-	-	-	-	-
All Funds	95,648	-	-	1,286,000	-	-
5250 Household and Institutional Equip.						
8000 General Fund	179,770	-	-	-	-	-
3400 Other Funds Ltd	215,252	-	-	-	-	-
All Funds	395,022	-	-	-	-	-
5350 Industrial and Heavy Equipment						
8000 General Fund	96,153	-	-	-	-	-
5400 Automotive and Aircraft						
8000 General Fund	-	708,788	708,788	-	-	-
5550 Data Processing Software						
8000 General Fund	8,484	-	-	-	-	-
5600 Data Processing Hardware						
8000 General Fund	26,410	-	-	-	-	-
5650 Land Improvements						
8000 General Fund	116,066	-	-	-	-	-
3400 Other Funds Ltd	269,337	-	-	-	-	-
All Funds	385,403	-	-	-	-	-

Budget Support - Detail Revenues and Expenditures
 2019-21 Biennium
 Operations Division

Cross Reference Number: 29100-003-00-00-00000

Description	2015-17 Actuals	2017-19 Leg Adopted Budget	2017-19 Leg Approved Budget	2019-21 Agency Request Budget	2019-21 Governor's Budget	2019-21 Leg. Adopted Audit
5700 Building Structures						
8000 General Fund	91,549	-	-	-	-	-
3400 Other Funds Ltd	4,250	-	-	-	-	-
All Funds	95,799	-	-	-	-	-
5900 Other Capital Outlay						
8000 General Fund	326,724	439,446	439,446	456,145	456,145	-
3400 Other Funds Ltd	151,595	62,905	62,905	65,295	65,295	-
All Funds	478,319	502,351	502,351	521,440	521,440	-
CAPITAL OUTLAY						
8000 General Fund	939,653	1,148,234	1,148,234	1,742,145	456,145	-
3400 Other Funds Ltd	646,585	62,905	62,905	65,295	65,295	-
TOTAL CAPITAL OUTLAY	\$1,586,238	\$1,211,139	\$1,211,139	\$1,807,440	\$521,440	-
EXPENDITURES						
8000 General Fund	758,177,774	795,031,482	812,927,140	932,170,161	902,132,513	-
3400 Other Funds Ltd	16,028,931	14,003,062	14,103,137	18,179,209	18,178,755	-
TOTAL EXPENDITURES	\$774,206,705	\$809,034,544	\$827,030,277	\$950,349,370	\$920,311,268	-
REVERSIONS						
9900 Reversions						
8000 General Fund	(2,583,445)	-	-	-	-	-
ENDING BALANCE						
3400 Other Funds Ltd	2,995,252	1,195,321	1,095,246	1,492,847	1,493,301	-
TOTAL ENDING BALANCE	\$2,995,252	\$1,195,321	\$1,095,246	\$1,492,847	\$1,493,301	-
AUTHORIZED POSITIONS						

Budget Support - Detail Revenues and Expenditures
 2019-21 Biennium
 Operations Division

Cross Reference Number: 29100-003-00-00-00000

<i>Description</i>	<i>2015-17 Actuals</i>	<i>2017-19 Leg Adopted Budget</i>	<i>2017-19 Leg Approved Budget</i>	<i>2019-21 Agency Request Budget</i>	<i>2019-21 Governor's Budget</i>	<i>2019-21 Leg. Adopted Audit</i>
8150 Class/Unclass Positions	3,319	3,331	3,331	3,469	3,353	-
8180 Position Reconciliation	-	2	2	-	-	-
TOTAL AUTHORIZED POSITIONS	3,319	3,333	3,333	3,469	3,353	-
AUTHORIZED FTE						
8250 Class/Unclass FTE Positions	3,277.28	3,316.92	3,316.92	3,449.39	3,342.34	-
8280 FTE Reconciliation	-	(0.14)	(0.14)	-	-	-
TOTAL AUTHORIZED FTE	3,277.28	3,316.78	3,316.78	3,449.39	3,342.34	-

Budget Support - Detail Revenues and Expenditures
 2019-21 Biennium
 Central Administration

Cross Reference Number: 29100-004-00-00-00000

Description	2015-17 Actuals	2017-19 Leg Adopted Budget	2017-19 Leg Approved Budget	2019-21 Agency Request Budget	2019-21 Governor's Budget	2019-21 Leg. Adopted Audit
BEGINNING BALANCE						
0025 Beginning Balance						
3400 Other Funds Ltd	3,932,838	2,374,220	2,374,220	3,415,236	3,415,236	-
6400 Federal Funds Ltd	-	93,679	93,679	-	-	-
All Funds	3,932,838	2,467,899	2,467,899	3,415,236	3,415,236	-
REVENUE CATEGORIES						
GENERAL FUND APPROPRIATION						
0050 General Fund Appropriation						
8000 General Fund	71,092,755	88,505,831	89,705,898	109,263,326	99,397,617	-
FEDERAL FUNDS AS OTHER FUNDS						
0355 Federal Revenues						
3400 Other Funds Ltd	149,000	39,233	39,233	48,276	48,276	-
CHARGES FOR SERVICES						
0410 Charges for Services						
3400 Other Funds Ltd	765,460	2,174	2,174	210,093	210,093	-
FINES, RENTS AND ROYALTIES						
0505 Fines and Forfeitures						
3400 Other Funds Ltd	34,620	609	609	2,725	2,725	-
BOND SALES						
0555 General Fund Obligation Bonds						
3400 Other Funds Ltd	37,807	-	-	2,153,192	764,932	-
0575 Refunding Bonds						
3200 Other Funds Non-Ltd	81,739	-	-	-	-	-

Budget Support - Detail Revenues and Expenditures
 2019-21 Biennium
 Central Administration

Cross Reference Number: 29100-004-00-00-00000

Description	2015-17 Actuals	2017-19 Leg Adopted Budget	2017-19 Leg Approved Budget	2019-21 Agency Request Budget	2019-21 Governor's Budget	2019-21 Leg. Adopted Audit
BOND SALES						
3200 Other Funds Non-Ltd	81,739	-	-	-	-	-
3400 Other Funds Ltd	37,807	-	-	2,153,192	764,932	-
TOTAL BOND SALES	\$119,546	-	-	\$2,153,192	\$764,932	-
SALES INCOME						
0705 Sales Income						
3400 Other Funds Ltd	101,201	13,368	13,368	15,659	15,659	-
LOAN REPAYMENT						
0925 Loan Repayments						
3400 Other Funds Ltd	-	10,873	10,873	-	-	-
OTHER						
0975 Other Revenues						
3400 Other Funds Ltd	883,729	2,823,599	2,823,599	615,135	615,135	-
FEDERAL FUNDS REVENUE						
0995 Federal Funds						
6400 Federal Funds Ltd	704,128	1,065,807	1,065,807	1,039,222	1,039,222	-
TRANSFERS IN						
1010 Transfer In - Intrafund						
3400 Other Funds Ltd	209,106	81,723	81,723	87,967	87,967	-
REVENUE CATEGORIES						
8000 General Fund	71,092,755	88,505,831	89,705,898	109,263,326	99,397,617	-
3200 Other Funds Non-Ltd	81,739	-	-	-	-	-
3400 Other Funds Ltd	2,180,923	2,971,579	2,971,579	3,133,047	1,744,787	-

Budget Support - Detail Revenues and Expenditures
 2019-21 Biennium
 Central Administration

Cross Reference Number: 29100-004-00-00-00000

Description	2015-17 Actuals	2017-19 Leg Adopted Budget	2017-19 Leg Approved Budget	2019-21 Agency Request Budget	2019-21 Governor's Budget	2019-21 Leg. Adopted Audit
6400 Federal Funds Ltd	704,128	1,065,807	1,065,807	1,039,222	1,039,222	-
TOTAL REVENUE CATEGORIES	\$74,059,545	\$92,543,217	\$93,743,284	\$113,435,595	\$102,181,626	-
TRANSFERS OUT						
2010 Transfer Out - Intrafund						
3400 Other Funds Ltd	(580,848)	(1,438,365)	(1,438,365)	(1,548,265)	(1,548,265)	-
AVAILABLE REVENUES						
8000 General Fund	71,092,755	88,505,831	89,705,898	109,263,326	99,397,617	-
3200 Other Funds Non-Ltd	81,739	-	-	-	-	-
3400 Other Funds Ltd	5,532,913	3,907,434	3,907,434	5,000,018	3,611,758	-
6400 Federal Funds Ltd	704,128	1,159,486	1,159,486	1,039,222	1,039,222	-
TOTAL AVAILABLE REVENUES	\$77,411,535	\$93,572,751	\$94,772,818	\$115,302,566	\$104,048,597	-
EXPENDITURES						
PERSONAL SERVICES						
SALARIES & WAGES						
3110 Class/Unclass Sal. and Per Diem						
8000 General Fund	12,213,320	23,587,651	24,481,730	27,546,210	25,996,122	-
3400 Other Funds Ltd	533,377	474,480	490,376	634,392	634,392	-
6400 Federal Funds Ltd	131,603	-	-	-	-	-
All Funds	12,878,300	24,062,131	24,972,106	28,180,602	26,630,514	-
3160 Temporary Appointments						
8000 General Fund	183,741	154,337	154,337	160,202	160,202	-
3170 Overtime Payments						
8000 General Fund	17,074	23,429	23,429	31,374	25,327	-

Budget Support - Detail Revenues and Expenditures
 2019-21 Biennium
 Central Administration

Cross Reference Number: 29100-004-00-00-00000

Description	2015-17 Actuals	2017-19 Leg Adopted Budget	2017-19 Leg Approved Budget	2019-21 Agency Request Budget	2019-21 Governor's Budget	2019-21 Leg. Adopted Audit
3400 Other Funds Ltd	-	-	-	477	477	-
All Funds	17,074	23,429	23,429	31,851	25,804	-
3180 Shift Differential						
8000 General Fund	33	-	-	-	-	-
3190 All Other Differential						
8000 General Fund	241,026	170,484	170,484	203,447	184,293	-
3400 Other Funds Ltd	18,485	21,930	21,930	25,217	25,217	-
6400 Federal Funds Ltd	3,033	-	-	-	-	-
All Funds	262,544	192,414	192,414	228,664	209,510	-
SALARIES & WAGES						
8000 General Fund	12,655,194	23,935,901	24,829,980	27,941,233	26,365,944	-
3400 Other Funds Ltd	551,862	496,410	512,306	660,086	660,086	-
6400 Federal Funds Ltd	134,636	-	-	-	-	-
TOTAL SALARIES & WAGES	\$13,341,692	\$24,432,311	\$25,342,286	\$28,601,319	\$27,026,030	-
OTHER PAYROLL EXPENSES						
3210 Empl. Rel. Bd. Assessments						
8000 General Fund	3,754	9,272	9,322	10,797	10,065	-
3400 Other Funds Ltd	171	285	285	366	366	-
6400 Federal Funds Ltd	45	-	-	-	-	-
All Funds	3,970	9,557	9,607	11,163	10,431	-
3220 Public Employees' Retire Cont						
8000 General Fund	2,681,781	5,679,019	5,892,525	6,120,147	5,773,112	-
3400 Other Funds Ltd	115,802	118,543	122,339	145,415	145,415	-

Budget Support - Detail Revenues and Expenditures
 2019-21 Biennium
 Central Administration

Cross Reference Number: 29100-004-00-00-00000

Description	2015-17 Actuals	2017-19 Leg Adopted Budget	2017-19 Leg Approved Budget	2019-21 Agency Request Budget	2019-21 Governor's Budget	2019-21 Leg. Adopted Audit
6400 Federal Funds Ltd	23,077	-	-	-	-	-
All Funds	2,820,660	5,797,562	6,014,864	6,265,562	5,918,527	-
3221 Pension Obligation Bond						
8000 General Fund	847,133	1,308,671	1,303,476	1,465,698	1,465,698	-
3400 Other Funds Ltd	33,519	20,677	20,442	30,588	30,588	-
6400 Federal Funds Ltd	8,144	-	-	-	-	-
All Funds	888,796	1,329,348	1,323,918	1,496,286	1,496,286	-
3230 Social Security Taxes						
8000 General Fund	1,070,610	1,820,603	1,889,001	2,121,853	2,001,344	-
3400 Other Funds Ltd	41,762	37,976	39,192	50,497	50,497	-
6400 Federal Funds Ltd	9,722	-	-	-	-	-
All Funds	1,122,094	1,858,579	1,928,193	2,172,350	2,051,841	-
3240 Unemployment Assessments						
8000 General Fund	15,401	31,864	31,864	36,242	33,358	-
3400 Other Funds Ltd	-	254	254	472	472	-
All Funds	15,401	32,118	32,118	36,714	33,830	-
3250 Worker's Comp. Assess. (WCD)						
8000 General Fund	5,512	11,293	11,353	10,324	9,628	-
3400 Other Funds Ltd	193	345	345	348	348	-
6400 Federal Funds Ltd	67	-	-	-	-	-
All Funds	5,772	11,638	11,698	10,672	9,976	-
3260 Mass Transit Tax						
8000 General Fund	64,134	135,960	135,960	167,647	157,411	-

Budget Support - Detail Revenues and Expenditures
 2019-21 Biennium
 Central Administration

Cross Reference Number: 29100-004-00-00-00000

Description	2015-17 Actuals	2017-19 Leg Adopted Budget	2017-19 Leg Approved Budget	2019-21 Agency Request Budget	2019-21 Governor's Budget	2019-21 Leg. Adopted Audit
3400 Other Funds Ltd	1,862	2,978	2,978	3,960	3,960	-
All Funds	65,996	138,938	138,938	171,607	161,371	-
3270 Flexible Benefits						
8000 General Fund	3,100,621	5,422,657	5,451,826	6,227,568	5,805,360	-
3400 Other Funds Ltd	147,842	166,680	166,680	211,104	211,104	-
6400 Federal Funds Ltd	31,290	-	-	-	-	-
All Funds	3,279,753	5,589,337	5,618,506	6,438,672	6,016,464	-
OTHER PAYROLL EXPENSES						
8000 General Fund	7,788,946	14,419,339	14,725,327	16,160,276	15,255,976	-
3400 Other Funds Ltd	341,151	347,738	352,515	442,750	442,750	-
6400 Federal Funds Ltd	72,345	-	-	-	-	-
TOTAL OTHER PAYROLL EXPENSES	\$8,202,442	\$14,767,077	\$15,077,842	\$16,603,026	\$15,698,726	-
P.S. BUDGET ADJUSTMENTS						
3455 Vacancy Savings						
8000 General Fund	-	(509,823)	(509,823)	(248,886)	(248,886)	-
3400 Other Funds Ltd	-	(31,332)	(31,332)	(4,641)	(4,641)	-
All Funds	-	(541,155)	(541,155)	(253,527)	(253,527)	-
3465 Reconciliation Adjustment						
8000 General Fund	-	62,277	62,277	-	(204,927)	-
P.S. BUDGET ADJUSTMENTS						
8000 General Fund	-	(447,546)	(447,546)	(248,886)	(453,813)	-
3400 Other Funds Ltd	-	(31,332)	(31,332)	(4,641)	(4,641)	-
TOTAL P.S. BUDGET ADJUSTMENTS	-	(\$478,878)	(\$478,878)	(\$253,527)	(\$458,454)	-

Budget Support - Detail Revenues and Expenditures
 2019-21 Biennium
 Central Administration

Cross Reference Number: 29100-004-00-00-00000

Description	2015-17 Actuals	2017-19 Leg Adopted Budget	2017-19 Leg Approved Budget	2019-21 Agency Request Budget	2019-21 Governor's Budget	2019-21 Leg. Adopted Audit
PERSONAL SERVICES						
8000 General Fund	20,444,140	37,907,694	39,107,761	43,852,623	41,168,107	-
3400 Other Funds Ltd	893,013	812,816	833,489	1,098,195	1,098,195	-
6400 Federal Funds Ltd	206,981	-	-	-	-	-
TOTAL PERSONAL SERVICES	\$21,544,134	\$38,720,510	\$39,941,250	\$44,950,818	\$42,266,302	-
SERVICES & SUPPLIES						
4100 Instate Travel						
8000 General Fund	330,870	130,847	130,847	156,134	124,208	-
3400 Other Funds Ltd	2,033	17,271	17,271	19,621	19,621	-
6400 Federal Funds Ltd	24,692	92,911	92,911	96,442	96,442	-
All Funds	357,595	241,029	241,029	272,197	240,271	-
4125 Out of State Travel						
8000 General Fund	72,398	18,877	18,877	19,594	18,877	-
3400 Other Funds Ltd	8,093	21,362	21,362	22,174	22,174	-
6400 Federal Funds Ltd	14,070	-	-	-	-	-
All Funds	94,561	40,239	40,239	41,768	41,051	-
4150 Employee Training						
8000 General Fund	190,754	153,597	153,597	237,811	147,720	-
3400 Other Funds Ltd	2,445	630	630	2,154	2,154	-
6400 Federal Funds Ltd	80,081	-	-	-	-	-
All Funds	273,280	154,227	154,227	239,965	149,874	-
4175 Office Expenses						
8000 General Fund	1,939,460	1,479,920	1,479,920	1,625,079	935,232	-

Budget Support - Detail Revenues and Expenditures
 2019-21 Biennium
 Central Administration

Cross Reference Number: 29100-004-00-00-00000

Description	2015-17 Actuals	2017-19 Leg Adopted Budget	2017-19 Leg Approved Budget	2019-21 Agency Request Budget	2019-21 Governor's Budget	2019-21 Leg. Adopted Audit
3400 Other Funds Ltd	44	26,131	26,131	34,945	34,945	-
All Funds	1,939,504	1,506,051	1,506,051	1,660,024	970,177	-
4200 Telecommunications						
8000 General Fund	3,212,976	2,557,336	2,557,336	2,654,515	2,654,515	-
6400 Federal Funds Ltd	367,922	464,376	464,376	482,022	482,022	-
All Funds	3,580,898	3,021,712	3,021,712	3,136,537	3,136,537	-
4225 State Gov. Service Charges						
8000 General Fund	37,389,891	37,299,783	37,299,783	49,182,415	44,892,732	-
4250 Data Processing						
8000 General Fund	3,520,096	3,835,164	3,835,164	4,286,773	3,941,295	-
3400 Other Funds Ltd	-	1,272	1,272	3,476	3,476	-
All Funds	3,520,096	3,836,436	3,836,436	4,290,249	3,944,771	-
4275 Publicity and Publications						
8000 General Fund	5,302	38,623	38,623	40,091	38,623	-
4300 Professional Services						
8000 General Fund	497,027	310,459	310,459	1,022,797	310,459	-
6400 Federal Funds Ltd	10,381	442,186	442,186	460,758	460,758	-
All Funds	507,408	752,645	752,645	1,483,555	771,217	-
4315 IT Professional Services						
8000 General Fund	756	-	-	200,000	-	-
4325 Attorney General						
8000 General Fund	1,245,342	1,909,290	1,909,290	2,500,644	2,351,856	-
4375 Employee Recruitment and Develop						

Budget Support - Detail Revenues and Expenditures
 2019-21 Biennium
 Central Administration

Cross Reference Number: 29100-004-00-00-00000

Description	2015-17 Actuals	2017-19 Leg Adopted Budget	2017-19 Leg Approved Budget	2019-21 Agency Request Budget	2019-21 Governor's Budget	2019-21 Leg. Adopted Audit
8000 General Fund	17,513	2,946	2,946	3,058	2,946	-
4400 Dues and Subscriptions						
8000 General Fund	75,282	8,457	8,457	8,778	8,457	-
4425 Facilities Rental and Taxes						
8000 General Fund	1,402,741	1,399,747	1,399,747	1,452,937	1,452,937	-
4450 Fuels and Utilities						
8000 General Fund	134,255	185,855	185,855	192,917	185,855	-
4475 Facilities Maintenance						
8000 General Fund	5,434	8,965	8,965	9,305	8,965	-
4500 Food and Kitchen Supplies						
8000 General Fund	2,634	-	-	-	-	-
4525 Medical Services and Supplies						
8000 General Fund	96,111	15,884	15,884	16,551	15,884	-
4550 Other Care of Residents and Patients						
8000 General Fund	6,153	5,661	5,661	5,877	5,661	-
4575 Agency Program Related S and S						
8000 General Fund	8,170	-	-	282,163	-	-
4625 Other COP Costs						
8000 General Fund	23,521	114,989	114,989	114,989	114,989	-
3400 Other Funds Ltd	-	1,067,704	1,067,704	2,153,192	764,932	-
All Funds	23,521	1,182,693	1,182,693	2,268,181	879,921	-
4650 Other Services and Supplies						
8000 General Fund	98,970	832,727	832,727	880,055	577,052	-

Budget Support - Detail Revenues and Expenditures
 2019-21 Biennium
 Central Administration

Cross Reference Number: 29100-004-00-00-00000

Description	2015-17 Actuals	2017-19 Leg Adopted Budget	2017-19 Leg Approved Budget	2019-21 Agency Request Budget	2019-21 Governor's Budget	2019-21 Leg. Adopted Audit
3200 Other Funds Non-Ltd	81,739	-	-	-	-	-
3400 Other Funds Ltd	40,539	66,605	66,605	429,838	429,838	-
All Funds	221,248	899,332	899,332	1,309,893	1,006,890	-
4700 Expendable Prop 250 - 5000						
8000 General Fund	23,192	66,263	66,263	108,154	66,263	-
3400 Other Funds Ltd	132	6,322	6,322	3,281	3,281	-
All Funds	23,324	72,585	72,585	111,435	69,544	-
4715 IT Expendable Property						
8000 General Fund	97,885	48,436	48,436	83,518	48,436	-
3400 Other Funds Ltd	-	5,338	5,338	2,770	2,770	-
All Funds	97,885	53,774	53,774	86,288	51,206	-
SERVICES & SUPPLIES						
8000 General Fund	50,396,733	50,423,826	50,423,826	65,084,155	57,902,962	-
3200 Other Funds Non-Ltd	81,739	-	-	-	-	-
3400 Other Funds Ltd	53,286	1,212,635	1,212,635	2,671,451	1,283,191	-
6400 Federal Funds Ltd	497,146	999,473	999,473	1,039,222	1,039,222	-
TOTAL SERVICES & SUPPLIES	\$51,028,904	\$52,635,934	\$52,635,934	\$68,794,828	\$60,225,375	-
CAPITAL OUTLAY						
5100 Office Furniture and Fixtures						
8000 General Fund	-	64,718	64,718	67,177	67,177	-
5200 Technical Equipment						
8000 General Fund	-	-	-	145,614	145,614	-
5900 Other Capital Outlay						

Budget Support - Detail Revenues and Expenditures
 2019-21 Biennium
 Central Administration

Cross Reference Number: 29100-004-00-00-00000

Description	2015-17 Actuals	2017-19 Leg Adopted Budget	2017-19 Leg Approved Budget	2019-21 Agency Request Budget	2019-21 Governor's Budget	2019-21 Leg. Adopted Audit
8000 General Fund	26,517	-	-	-	-	-
3400 Other Funds Ltd	-	500,000	500,000	-	-	-
All Funds	26,517	500,000	500,000	-	-	-
CAPITAL OUTLAY						
8000 General Fund	26,517	64,718	64,718	212,791	212,791	-
3400 Other Funds Ltd	-	500,000	500,000	-	-	-
TOTAL CAPITAL OUTLAY	\$26,517	\$564,718	\$564,718	\$212,791	\$212,791	-
SPECIAL PAYMENTS						
6035 Dist to Individuals						
8000 General Fund	513	100,664	100,664	104,489	104,489	-
6085 Other Special Payments						
8000 General Fund	-	8,929	8,929	9,268	9,268	-
SPECIAL PAYMENTS						
8000 General Fund	513	109,593	109,593	113,757	113,757	-
TOTAL SPECIAL PAYMENTS	\$513	\$109,593	\$109,593	\$113,757	\$113,757	-
EXPENDITURES						
8000 General Fund	70,867,903	88,505,831	89,705,898	109,263,326	99,397,617	-
3200 Other Funds Non-Ltd	81,739	-	-	-	-	-
3400 Other Funds Ltd	946,299	2,525,451	2,546,124	3,769,646	2,381,386	-
6400 Federal Funds Ltd	704,127	999,473	999,473	1,039,222	1,039,222	-
TOTAL EXPENDITURES	\$72,600,068	\$92,030,755	\$93,251,495	\$114,072,194	\$102,818,225	-
REVERSIONS						
9900 Reversions						

Budget Support - Detail Revenues and Expenditures
 2019-21 Biennium
 Central Administration

Cross Reference Number: 29100-004-00-00-00000

Description	2015-17 Actuals	2017-19 Leg Adopted Budget	2017-19 Leg Approved Budget	2019-21 Agency Request Budget	2019-21 Governor's Budget	2019-21 Leg. Adopted Audit
8000 General Fund	(224,852)	-	-	-	-	-
ENDING BALANCE						
3400 Other Funds Ltd	4,586,614	1,381,983	1,361,310	1,230,372	1,230,372	-
6400 Federal Funds Ltd	1	160,013	160,013	-	-	-
TOTAL ENDING BALANCE	\$4,586,615	\$1,541,996	\$1,521,323	\$1,230,372	\$1,230,372	-
AUTHORIZED POSITIONS						
8150 Class/Unclass Positions	87	169	169	184	172	-
8180 Position Reconciliation	-	1	1	-	(1)	-
TOTAL AUTHORIZED POSITIONS	87	170	170	184	171	-
AUTHORIZED FTE						
8250 Class/Unclass FTE Positions	87.00	167.76	167.76	183.09	171.09	-
8280 FTE Reconciliation	-	0.50	0.50	-	(1.00)	-
TOTAL AUTHORIZED FTE	87.00	168.26	168.26	183.09	170.09	-

Budget Support - Detail Revenues and Expenditures
 2019-21 Biennium
 Administrative Services Division

Cross Reference Number: 29100-006-00-00-00000

Description	2015-17 Actuals	2017-19 Leg Adopted Budget	2017-19 Leg Approved Budget	2019-21 Agency Request Budget	2019-21 Governor's Budget	2019-21 Leg. Adopted Audit
BEGINNING BALANCE						
0025 Beginning Balance						
3400 Other Funds Ltd	691,532	(42,322)	(42,322)	4,507,666	4,507,666	-
0030 Beginning Balance Adjustment						
3400 Other Funds Ltd	-	3,000,000	3,000,000	-	-	-
BEGINNING BALANCE						
3400 Other Funds Ltd	691,532	2,957,678	2,957,678	4,507,666	4,507,666	-
TOTAL BEGINNING BALANCE	\$691,532	\$2,957,678	\$2,957,678	\$4,507,666	\$4,507,666	-
REVENUE CATEGORIES						
GENERAL FUND APPROPRIATION						
0050 General Fund Appropriation						
8000 General Fund	61,943,966	58,172,004	58,682,884	110,617,850	72,136,674	-
CHARGES FOR SERVICES						
0410 Charges for Services						
3400 Other Funds Ltd	364,412	3,574,438	3,574,438	5,714,624	5,714,624	-
FINES, RENTS AND ROYALTIES						
0510 Rents and Royalties						
3400 Other Funds Ltd	292,893	274,328	274,328	313,429	313,429	-
SALES INCOME						
0705 Sales Income						
3400 Other Funds Ltd	295,656	511,196	511,196	598,800	598,800	-
LOAN REPAYMENT						
0925 Loan Repayments						

Budget Support - Detail Revenues and Expenditures
 2019-21 Biennium
 Administrative Services Division

Cross Reference Number: 29100-006-00-00-00000

Description	2015-17 Actuals	2017-19 Leg Adopted Budget	2017-19 Leg Approved Budget	2019-21 Agency Request Budget	2019-21 Governor's Budget	2019-21 Leg. Adopted Audit
3400 Other Funds Ltd	-	23,690	23,690	-	-	-
OTHER						
0975 Other Revenues						
3400 Other Funds Ltd	1,125,294	2,448,629	2,448,629	533,447	533,447	-
REVENUE CATEGORIES						
8000 General Fund	61,943,966	58,172,004	58,682,884	110,617,850	72,136,674	-
3400 Other Funds Ltd	2,078,255	6,832,281	6,832,281	7,160,300	7,160,300	-
TOTAL REVENUE CATEGORIES	\$64,022,221	\$65,004,285	\$65,515,165	\$117,778,150	\$79,296,974	-
TRANSFERS OUT						
2010 Transfer Out - Intrafund						
3400 Other Funds Ltd	(557,530)	-	-	-	-	-
AVAILABLE REVENUES						
8000 General Fund	61,943,966	58,172,004	58,682,884	110,617,850	72,136,674	-
3400 Other Funds Ltd	2,212,257	9,789,959	9,789,959	11,667,966	11,667,966	-
TOTAL AVAILABLE REVENUES	\$64,156,223	\$67,961,963	\$68,472,843	\$122,285,816	\$83,804,640	-
EXPENDITURES						
PERSONAL SERVICES						
SALARIES & WAGES						
3110 Class/Unclass Sal. and Per Diem						
8000 General Fund	29,554,252	31,373,484	31,891,170	49,514,400	34,197,288	-
3400 Other Funds Ltd	293,087	3,796,449	3,923,637	4,611,320	4,611,320	-
All Funds	29,847,339	35,169,933	35,814,807	54,125,720	38,808,608	-
3160 Temporary Appointments						

Budget Support - Detail Revenues and Expenditures
 2019-21 Biennium
 Administrative Services Division

Cross Reference Number: 29100-006-00-00-00000

Description	2015-17 Actuals	2017-19 Leg Adopted Budget	2017-19 Leg Approved Budget	2019-21 Agency Request Budget	2019-21 Governor's Budget	2019-21 Leg. Adopted Audit
8000 General Fund	490,816	32,780	32,780	34,026	34,026	-
3400 Other Funds Ltd	38,796	-	-	-	-	-
All Funds	529,612	32,780	32,780	34,026	34,026	-
3170 Overtime Payments						
8000 General Fund	309,061	227,518	227,518	298,963	245,947	-
3400 Other Funds Ltd	1,128	24,831	24,831	32,301	32,301	-
All Funds	310,189	252,349	252,349	331,264	278,248	-
3180 Shift Differential						
8000 General Fund	4,372	-	-	-	-	-
3190 All Other Differential						
8000 General Fund	624,406	220,506	220,506	449,203	238,367	-
3400 Other Funds Ltd	5,907	82,363	82,363	97,920	97,920	-
All Funds	630,313	302,869	302,869	547,123	336,287	-
SALARIES & WAGES						
8000 General Fund	30,982,907	31,854,288	32,371,974	50,296,592	34,715,628	-
3400 Other Funds Ltd	338,918	3,903,643	4,030,831	4,741,541	4,741,541	-
TOTAL SALARIES & WAGES	\$31,321,825	\$35,757,931	\$36,402,805	\$55,038,133	\$39,457,169	-
OTHER PAYROLL EXPENSES						
3210 Empl. Rel. Bd. Assessments						
8000 General Fund	9,884	12,255	11,977	19,703	12,993	-
3400 Other Funds Ltd	136	1,881	1,881	2,196	2,196	-
All Funds	10,020	14,136	13,858	21,899	15,189	-
3220 Public Employees' Retire Cont						

Budget Support - Detail Revenues and Expenditures
 2019-21 Biennium
 Administrative Services Division

Cross Reference Number: 29100-006-00-00-00000

Description	2015-17 Actuals	2017-19 Leg Adopted Budget	2017-19 Leg Approved Budget	2019-21 Agency Request Budget	2019-21 Governor's Budget	2019-21 Leg. Adopted Audit
8000 General Fund	5,626,677	7,598,984	7,722,613	11,072,820	7,640,351	-
3400 Other Funds Ltd	51,146	932,195	962,567	1,044,554	1,044,554	-
All Funds	5,677,823	8,531,179	8,685,180	12,117,374	8,684,905	-
3221 Pension Obligation Bond						
8000 General Fund	1,846,096	1,858,445	1,851,532	1,928,335	1,928,335	-
3400 Other Funds Ltd	20,274	228,215	226,366	243,478	243,478	-
All Funds	1,866,370	2,086,660	2,077,898	2,171,813	2,171,813	-
3230 Social Security Taxes						
8000 General Fund	2,347,150	2,436,464	2,476,069	3,847,470	2,655,534	-
3400 Other Funds Ltd	25,943	298,626	308,356	362,726	362,726	-
All Funds	2,373,093	2,735,090	2,784,425	4,210,196	3,018,260	-
3240 Unemployment Assessments						
8000 General Fund	10,880	13,934	13,934	43,285	15,690	-
3400 Other Funds Ltd	1,998	81	81	827	827	-
All Funds	12,878	14,015	14,015	44,112	16,517	-
3250 Worker's Comp. Assess. (WCD)						
8000 General Fund	12,983	14,835	14,499	18,734	12,354	-
3400 Other Funds Ltd	205	2,277	2,277	2,088	2,088	-
All Funds	13,188	17,112	16,776	20,822	14,442	-
3260 Mass Transit Tax						
8000 General Fund	146,254	186,216	186,216	301,779	209,079	-
3400 Other Funds Ltd	1,609	23,572	23,572	28,450	28,450	-
All Funds	147,863	209,788	209,788	330,229	237,529	-

Budget Support - Detail Revenues and Expenditures
 2019-21 Biennium
 Administrative Services Division

Cross Reference Number: 29100-006-00-00-00000

Description	2015-17 Actuals	2017-19 Leg Adopted Budget	2017-19 Leg Approved Budget	2019-21 Agency Request Budget	2019-21 Governor's Budget	2019-21 Leg. Adopted Audit
3270 Flexible Benefits						
8000 General Fund	7,225,539	7,167,240	7,004,727	11,364,432	7,494,192	-
3400 Other Funds Ltd	90,370	1,100,088	1,100,088	1,266,624	1,266,624	-
All Funds	7,315,909	8,267,328	8,104,815	12,631,056	8,760,816	-
OTHER PAYROLL EXPENSES						
8000 General Fund	17,225,463	19,288,373	19,281,567	28,596,558	19,968,528	-
3400 Other Funds Ltd	191,681	2,586,935	2,625,188	2,950,943	2,950,943	-
TOTAL OTHER PAYROLL EXPENSES	\$17,417,144	\$21,875,308	\$21,906,755	\$31,547,501	\$22,919,471	-
P.S. BUDGET ADJUSTMENTS						
3455 Vacancy Savings						
8000 General Fund	-	(671,049)	(671,049)	(325,586)	(325,586)	-
3400 Other Funds Ltd	-	(256,680)	(256,680)	(37,539)	(37,539)	-
All Funds	-	(927,729)	(927,729)	(363,125)	(363,125)	-
3465 Reconciliation Adjustment						
8000 General Fund	-	(16,992)	(16,992)	-	204,927	-
3400 Other Funds Ltd	-	32,934	32,934	-	-	-
All Funds	-	15,942	15,942	-	204,927	-
P.S. BUDGET ADJUSTMENTS						
8000 General Fund	-	(688,041)	(688,041)	(325,586)	(120,659)	-
3400 Other Funds Ltd	-	(223,746)	(223,746)	(37,539)	(37,539)	-
TOTAL P.S. BUDGET ADJUSTMENTS	-	(\$911,787)	(\$911,787)	(\$363,125)	(\$158,198)	-
PERSONAL SERVICES						
8000 General Fund	48,208,370	50,454,620	50,965,500	78,567,564	54,563,497	-

Budget Support - Detail Revenues and Expenditures

Cross Reference Number: 29100-006-00-00-00000

2019-21 Biennium

Administrative Services Division

Description	2015-17 Actuals	2017-19 Leg Adopted Budget	2017-19 Leg Approved Budget	2019-21 Agency Request Budget	2019-21 Governor's Budget	2019-21 Leg. Adopted Audit
3400 Other Funds Ltd	530,599	6,266,832	6,432,273	7,654,945	7,654,945	-
TOTAL PERSONAL SERVICES	\$48,738,969	\$56,721,452	\$57,397,773	\$86,222,509	\$62,218,442	-
SERVICES & SUPPLIES						
4100 Instate Travel						
8000 General Fund	582,427	283,435	283,435	575,222	281,222	-
3400 Other Funds Ltd	24,634	26,302	26,302	32,382	32,382	-
All Funds	607,061	309,737	309,737	607,604	313,604	-
4125 Out of State Travel						
8000 General Fund	10,195	5,081	5,081	5,273	5,081	-
4150 Employee Training						
8000 General Fund	151,927	220,793	220,793	1,243,586	218,834	-
3400 Other Funds Ltd	14,138	1,094	1,094	5,636	5,636	-
All Funds	166,065	221,887	221,887	1,249,222	224,470	-
4175 Office Expenses						
8000 General Fund	333,036	117,880	117,880	1,006,247	107,662	-
3400 Other Funds Ltd	20,039	118,532	118,532	146,502	146,502	-
All Funds	353,075	236,412	236,412	1,152,749	254,164	-
4200 Telecommunications						
8000 General Fund	2,528,338	2,037,830	2,037,830	2,115,267	2,115,267	-
4225 State Gov. Service Charges						
8000 General Fund	5,300	-	-	-	-	-
4250 Data Processing						
8000 General Fund	1,691,306	849,191	849,191	1,783,487	867,079	-

Budget Support - Detail Revenues and Expenditures
 2019-21 Biennium
 Administrative Services Division

Cross Reference Number: 29100-006-00-00-00000

Description	2015-17 Actuals	2017-19 Leg Adopted Budget	2017-19 Leg Approved Budget	2019-21 Agency Request Budget	2019-21 Governor's Budget	2019-21 Leg. Adopted Audit
3400 Other Funds Ltd	-	9,431	9,431	16,257	16,257	-
All Funds	1,691,306	858,622	858,622	1,799,744	883,336	-
4275 Publicity and Publications						
8000 General Fund	1,904	4,493	4,493	4,664	4,493	-
4300 Professional Services						
8000 General Fund	137,770	470,309	470,309	2,115,321	470,309	-
3400 Other Funds Ltd	148,534	-	-	-	-	-
All Funds	286,304	470,309	470,309	2,115,321	470,309	-
4315 IT Professional Services						
8000 General Fund	108,542	-	-	967,000	-	-
4325 Attorney General						
8000 General Fund	58,206	682,103	682,103	983,638	925,112	-
3400 Other Funds Ltd	7,282	2,422	2,422	2,909	2,736	-
All Funds	65,488	684,525	684,525	986,547	927,848	-
4375 Employee Recruitment and Develop						
8000 General Fund	5,975	13,181	13,181	13,682	13,181	-
4400 Dues and Subscriptions						
8000 General Fund	10,057	9,867	9,867	10,242	9,867	-
3400 Other Funds Ltd	-	546	546	567	567	-
All Funds	10,057	10,413	10,413	10,809	10,434	-
4425 Facilities Rental and Taxes						
8000 General Fund	9,329	-	-	-	-	-
3400 Other Funds Ltd	39,830	-	-	-	-	-

Budget Support - Detail Revenues and Expenditures
 2019-21 Biennium
 Administrative Services Division

Cross Reference Number: 29100-006-00-00-00000

Description	2015-17 Actuals	2017-19 Leg Adopted Budget	2017-19 Leg Approved Budget	2019-21 Agency Request Budget	2019-21 Governor's Budget	2019-21 Leg. Adopted Audit
All Funds	49,159	-	-	-	-	-
4450 Fuels and Utilities						
8000 General Fund	766,710	714,994	714,994	742,164	714,994	-
3400 Other Funds Ltd	81,399	125,779	125,779	130,559	130,559	-
All Funds	848,109	840,773	840,773	872,723	845,553	-
4475 Facilities Maintenance						
8000 General Fund	1,343,728	834,140	834,140	13,726,102	11,130,323	-
3400 Other Funds Ltd	261,464	367,035	367,035	380,982	380,982	-
All Funds	1,605,192	1,201,175	1,201,175	14,107,084	11,511,305	-
4500 Food and Kitchen Supplies						
8000 General Fund	38,299	4,985	4,985	5,174	4,985	-
3400 Other Funds Ltd	120,141	501,318	501,318	520,368	520,368	-
All Funds	158,440	506,303	506,303	525,542	525,353	-
4525 Medical Services and Supplies						
8000 General Fund	3,200	2,091	2,091	2,179	2,091	-
4550 Other Care of Residents and Patients						
8000 General Fund	96,818	35,031	35,031	36,362	35,031	-
3400 Other Funds Ltd	11,893	79,734	79,734	82,765	82,765	-
All Funds	108,711	114,765	114,765	119,127	117,796	-
4575 Agency Program Related S and S						
8000 General Fund	746	-	-	-	-	-
4650 Other Services and Supplies						
8000 General Fund	281,682	328,319	328,319	488,486	326,612	-

Budget Support - Detail Revenues and Expenditures
 2019-21 Biennium
 Administrative Services Division

Cross Reference Number: 29100-006-00-00-00000

Description	2015-17 Actuals	2017-19 Leg Adopted Budget	2017-19 Leg Approved Budget	2019-21 Agency Request Budget	2019-21 Governor's Budget	2019-21 Leg. Adopted Audit
3400 Other Funds Ltd	35,634	472,768	472,768	494,656	472,889	-
All Funds	317,316	801,087	801,087	983,142	799,501	-
4700 Expendable Prop 250 - 5000						
8000 General Fund	135,907	36,632	36,632	408,777	36,632	-
3400 Other Funds Ltd	980	10,877	10,877	21,133	21,133	-
All Funds	136,887	47,509	47,509	429,910	57,765	-
4715 IT Expendable Property						
8000 General Fund	2,020,735	-	-	5,513,011	-	-
3400 Other Funds Ltd	4,186	14,227	14,227	23,077	23,077	-
All Funds	2,024,921	14,227	14,227	5,536,088	23,077	-
SERVICES & SUPPLIES						
8000 General Fund	10,322,137	6,650,355	6,650,355	31,745,884	17,268,775	-
3400 Other Funds Ltd	770,154	1,730,065	1,730,065	1,857,793	1,835,853	-
TOTAL SERVICES & SUPPLIES	\$11,092,291	\$8,380,420	\$8,380,420	\$33,603,677	\$19,104,628	-
CAPITAL OUTLAY						
5100 Office Furniture and Fixtures						
8000 General Fund	8,400	-	-	-	-	-
5150 Telecommunications Equipment						
8000 General Fund	1,796,574	71,055	71,055	73,755	73,755	-
5200 Technical Equipment						
8000 General Fund	234,725	-	-	-	-	-
5250 Household and Institutional Equip.						
8000 General Fund	-	165,214	165,214	171,492	171,492	-

Budget Support - Detail Revenues and Expenditures
 2019-21 Biennium
 Administrative Services Division

Cross Reference Number: 29100-006-00-00-00000

Description	2015-17 Actuals	2017-19 Leg Adopted Budget	2017-19 Leg Approved Budget	2019-21 Agency Request Budget	2019-21 Governor's Budget	2019-21 Leg. Adopted Audit
3400 Other Funds Ltd	10,136	-	-	-	-	-
All Funds	10,136	165,214	165,214	171,492	171,492	-
5350 Industrial and Heavy Equipment						
8000 General Fund	91,677	10,085	10,085	10,468	10,468	-
5550 Data Processing Software						
8000 General Fund	65,719	20,773	20,773	21,562	21,562	-
5600 Data Processing Hardware						
8000 General Fund	210,899	26,132	26,132	27,125	27,125	-
5650 Land Improvements						
8000 General Fund	350,359	-	-	-	-	-
5700 Building Structures						
8000 General Fund	425,117	-	-	-	-	-
3400 Other Funds Ltd	96,850	-	-	-	-	-
All Funds	521,967	-	-	-	-	-
5900 Other Capital Outlay						
8000 General Fund	535,498	773,770	773,770	-	-	-
3400 Other Funds Ltd	156,834	-	-	-	-	-
All Funds	692,332	773,770	773,770	-	-	-
CAPITAL OUTLAY						
8000 General Fund	3,718,968	1,067,029	1,067,029	304,402	304,402	-
3400 Other Funds Ltd	263,820	-	-	-	-	-
TOTAL CAPITAL OUTLAY	\$3,982,788	\$1,067,029	\$1,067,029	\$304,402	\$304,402	-

EXPENDITURES

Budget Support - Detail Revenues and Expenditures
 2019-21 Biennium
 Administrative Services Division

Cross Reference Number: 29100-006-00-00-00000

Description	2015-17 Actuals	2017-19 Leg Adopted Budget	2017-19 Leg Approved Budget	2019-21 Agency Request Budget	2019-21 Governor's Budget	2019-21 Leg. Adopted Audit
8000 General Fund	62,249,475	58,172,004	58,682,884	110,617,850	72,136,674	-
3400 Other Funds Ltd	1,564,573	7,996,897	8,162,338	9,512,738	9,490,798	-
TOTAL EXPENDITURES	\$63,814,048	\$66,168,901	\$66,845,222	\$120,130,588	\$81,627,472	-
REVERSIONS						
9900 Reversions						
8000 General Fund	305,509	-	-	-	-	-
ENDING BALANCE						
3400 Other Funds Ltd	647,684	1,793,062	1,627,621	2,155,228	2,177,168	-
TOTAL ENDING BALANCE	\$647,684	\$1,793,062	\$1,627,621	\$2,155,228	\$2,177,168	-
AUTHORIZED POSITIONS						
8150 Class/Unclass Positions	259	249	249	360	250	-
8180 Position Reconciliation	-	1	1	-	1	-
TOTAL AUTHORIZED POSITIONS	259	250	250	360	251	-
AUTHORIZED FTE						
8250 Class/Unclass FTE Positions	256.84	248.16	248.16	359.16	249.16	-
8280 FTE Reconciliation	-	0.33	0.33	-	1.00	-
TOTAL AUTHORIZED FTE	256.84	248.49	248.49	359.16	250.16	-

Budget Support - Detail Revenues and Expenditures
 2019-21 Biennium
 Human Resources Division

Cross Reference Number: 29100-008-00-00-00000

Description	2015-17 Actuals	2017-19 Leg Adopted Budget	2017-19 Leg Approved Budget	2019-21 Agency Request Budget	2019-21 Governor's Budget	2019-21 Leg. Adopted Audit
REVENUE CATEGORIES						
GENERAL FUND APPROPRIATION						
0050 General Fund Appropriation						
8000 General Fund	15,063,623	-	-	-	-	-
CHARGES FOR SERVICES						
0410 Charges for Services						
3400 Other Funds Ltd	4,800	-	-	-	-	-
SALES INCOME						
0705 Sales Income						
3400 Other Funds Ltd	4,746	-	-	-	-	-
REVENUE CATEGORIES						
8000 General Fund	15,063,623	-	-	-	-	-
3400 Other Funds Ltd	9,546	-	-	-	-	-
TOTAL REVENUE CATEGORIES	\$15,073,169	-	-	-	-	-
AVAILABLE REVENUES						
8000 General Fund	15,063,623	-	-	-	-	-
3400 Other Funds Ltd	9,546	-	-	-	-	-
TOTAL AVAILABLE REVENUES	\$15,073,169	-	-	-	-	-
EXPENDITURES						
PERSONAL SERVICES						
SALARIES & WAGES						
3110 Class/Unclass Sal. and Per Diem						
8000 General Fund	7,411,303	-	-	-	-	-

Budget Support - Detail Revenues and Expenditures
 2019-21 Biennium
 Human Resources Division

Cross Reference Number: 29100-008-00-00-00000

Description	2015-17 Actuals	2017-19 Leg Adopted Budget	2017-19 Leg Approved Budget	2019-21 Agency Request Budget	2019-21 Governor's Budget	2019-21 Leg. Adopted Audit
3160 Temporary Appointments						
8000 General Fund	101,508	-	-	-	-	-
3170 Overtime Payments						
8000 General Fund	222,101	-	-	-	-	-
3180 Shift Differential						
8000 General Fund	1,182	-	-	-	-	-
3190 All Other Differential						
8000 General Fund	118,895	-	-	-	-	-
SALARIES & WAGES						
8000 General Fund	7,854,989	-	-	-	-	-
TOTAL SALARIES & WAGES	\$7,854,989	-	-	-	-	-
OTHER PAYROLL EXPENSES						
3210 Empl. Rel. Bd. Assessments						
8000 General Fund	2,863	-	-	-	-	-
3220 Public Employees' Retire Cont						
8000 General Fund	1,571,780	-	-	-	-	-
3221 Pension Obligation Bond						
8000 General Fund	513,191	-	-	-	-	-
3230 Social Security Taxes						
8000 General Fund	670,181	-	-	-	-	-
3240 Unemployment Assessments						
8000 General Fund	512	-	-	-	-	-
3250 Worker's Comp. Assess. (WCD)						

Budget Support - Detail Revenues and Expenditures
 2019-21 Biennium
 Human Resources Division

Cross Reference Number: 29100-008-00-00-00000

Description	2015-17 Actuals	2017-19 Leg Adopted Budget	2017-19 Leg Approved Budget	2019-21 Agency Request Budget	2019-21 Governor's Budget	2019-21 Leg. Adopted Audit
8000 General Fund	6,302	-	-	-	-	-
3260 Mass Transit Tax						
8000 General Fund	43,957	-	-	-	-	-
3270 Flexible Benefits						
8000 General Fund	2,099,973	-	-	-	-	-
OTHER PAYROLL EXPENSES						
8000 General Fund	4,908,759	-	-	-	-	-
TOTAL OTHER PAYROLL EXPENSES	\$4,908,759	-	-	-	-	-
PERSONAL SERVICES						
8000 General Fund	12,763,748	-	-	-	-	-
TOTAL PERSONAL SERVICES	\$12,763,748	-	-	-	-	-
SERVICES & SUPPLIES						
4100 Instate Travel						
8000 General Fund	184,666	-	-	-	-	-
3400 Other Funds Ltd	183	-	-	-	-	-
All Funds	184,849	-	-	-	-	-
4125 Out of State Travel						
8000 General Fund	9,171	-	-	-	-	-
4150 Employee Training						
8000 General Fund	184,165	-	-	-	-	-
3400 Other Funds Ltd	915	-	-	-	-	-
All Funds	185,080	-	-	-	-	-
4175 Office Expenses						

Budget Support - Detail Revenues and Expenditures
 2019-21 Biennium
 Human Resources Division

Cross Reference Number: 29100-008-00-00-00000

Description	2015-17 Actuals	2017-19 Leg Adopted Budget	2017-19 Leg Approved Budget	2019-21 Agency Request Budget	2019-21 Governor's Budget	2019-21 Leg. Adopted Audit
8000 General Fund	61,121	-	-	-	-	-
3400 Other Funds Ltd	48	-	-	-	-	-
All Funds	61,169	-	-	-	-	-
4200 Telecommunications						
8000 General Fund	1,235	-	-	-	-	-
4250 Data Processing						
8000 General Fund	25,529	-	-	-	-	-
4275 Publicity and Publications						
8000 General Fund	17,953	-	-	-	-	-
4300 Professional Services						
8000 General Fund	27,690	-	-	-	-	-
4325 Attorney General						
8000 General Fund	456,824	-	-	-	-	-
4375 Employee Recruitment and Develop						
8000 General Fund	24,172	-	-	-	-	-
4400 Dues and Subscriptions						
8000 General Fund	5,841	-	-	-	-	-
4425 Facilities Rental and Taxes						
8000 General Fund	7,164	-	-	-	-	-
4450 Fuels and Utilities						
8000 General Fund	32,789	-	-	-	-	-
4475 Facilities Maintenance						
8000 General Fund	19,842	-	-	-	-	-

Budget Support - Detail Revenues and Expenditures
 2019-21 Biennium
 Human Resources Division

Cross Reference Number: 29100-008-00-00-00000

Description	2015-17 Actuals	2017-19 Leg Adopted Budget	2017-19 Leg Approved Budget	2019-21 Agency Request Budget	2019-21 Governor's Budget	2019-21 Leg. Adopted Audit
3400 Other Funds Ltd	1,900	-	-	-	-	-
All Funds	21,742	-	-	-	-	-
4500 Food and Kitchen Supplies						
8000 General Fund	1,498	-	-	-	-	-
4525 Medical Services and Supplies						
8000 General Fund	68,550	-	-	-	-	-
4550 Other Care of Residents and Patients						
8000 General Fund	4,689	-	-	-	-	-
4575 Agency Program Related S and S						
8000 General Fund	864	-	-	-	-	-
4650 Other Services and Supplies						
8000 General Fund	15,170	-	-	-	-	-
3400 Other Funds Ltd	924	-	-	-	-	-
All Funds	16,094	-	-	-	-	-
4700 Expendable Prop 250 - 5000						
8000 General Fund	4,190	-	-	-	-	-
4715 IT Expendable Property						
8000 General Fund	129,881	-	-	-	-	-
SERVICES & SUPPLIES						
8000 General Fund	1,283,004	-	-	-	-	-
3400 Other Funds Ltd	3,970	-	-	-	-	-
TOTAL SERVICES & SUPPLIES	\$1,286,974	-	-	-	-	-

EXPENDITURES

Budget Support - Detail Revenues and Expenditures
 2019-21 Biennium
 Human Resources Division

Cross Reference Number: 29100-008-00-00-00000

Description	2015-17 Actuals	2017-19 Leg Adopted Budget	2017-19 Leg Approved Budget	2019-21 Agency Request Budget	2019-21 Governor's Budget	2019-21 Leg. Adopted Audit
8000 General Fund	14,046,752	-	-	-	-	-
3400 Other Funds Ltd	3,970	-	-	-	-	-
TOTAL EXPENDITURES	\$14,050,722	-	-	-	-	-
REVERSIONS						
9900 Reversions						
8000 General Fund	(1,016,871)	-	-	-	-	-
ENDING BALANCE						
3400 Other Funds Ltd	5,576	-	-	-	-	-
TOTAL ENDING BALANCE	\$5,576	-	-	-	-	-
AUTHORIZED POSITIONS						
8150 Class/Unclass Positions	63	-	-	-	-	-
TOTAL AUTHORIZED POSITIONS	63	-	-	-	-	-
AUTHORIZED FTE						
8250 Class/Unclass FTE Positions	62.50	-	-	-	-	-
TOTAL AUTHORIZED FTE	62.50	-	-	-	-	-

Budget Support - Detail Revenues and Expenditures
 2019-21 Biennium
 Community Corrections

Cross Reference Number: 29100-009-00-00-00000

Description	2015-17 Actuals	2017-19 Leg Adopted Budget	2017-19 Leg Approved Budget	2019-21 Agency Request Budget	2019-21 Governor's Budget	2019-21 Leg. Adopted Audit
BEGINNING BALANCE						
0025 Beginning Balance						
3400 Other Funds Ltd	1,673,576	406,121	406,121	379,725	379,725	-
6400 Federal Funds Ltd	1,783	-	-	-	-	-
All Funds	1,675,359	406,121	406,121	379,725	379,725	-
REVENUE CATEGORIES						
GENERAL FUND APPROPRIATION						
0050 General Fund Appropriation						
8000 General Fund	269,579,963	294,044,375	294,299,333	355,696,804	281,974,109	-
CHARGES FOR SERVICES						
0410 Charges for Services						
3400 Other Funds Ltd	1,810,846	870,058	870,058	1,391,004	1,391,004	-
0415 Admin and Service Charges						
3400 Other Funds Ltd	5,729	-	-	-	-	-
CHARGES FOR SERVICES						
3400 Other Funds Ltd	1,816,575	870,058	870,058	1,391,004	1,391,004	-
TOTAL CHARGES FOR SERVICES	\$1,816,575	\$870,058	\$870,058	\$1,391,004	\$1,391,004	-
FINES, RENTS AND ROYALTIES						
0505 Fines and Forfeitures						
3400 Other Funds Ltd	-	47,898	47,898	214,354	214,354	-
0510 Rents and Royalties						
3400 Other Funds Ltd	-	15,512	15,512	17,723	17,723	-
FINES, RENTS AND ROYALTIES						

Budget Support - Detail Revenues and Expenditures
 2019-21 Biennium
 Community Corrections

Cross Reference Number: 29100-009-00-00-0000

Description	2015-17 Actuals	2017-19 Leg Adopted Budget	2017-19 Leg Approved Budget	2019-21 Agency Request Budget	2019-21 Governor's Budget	2019-21 Leg. Adopted Audit
3400 Other Funds Ltd	-	63,410	63,410	232,077	232,077	-
TOTAL FINES, RENTS AND ROYALTIES	-	\$63,410	\$63,410	\$232,077	\$232,077	-
SALES INCOME						
0705 Sales Income						
3400 Other Funds Ltd	-	78	78	91	91	-
DONATIONS AND CONTRIBUTIONS						
0905 Donations						
3400 Other Funds Ltd	-	8,047	8,047	46,733	46,733	-
0910 Grants (Non-Fed)						
3400 Other Funds Ltd	369,159	194,618	194,618	397,365	397,365	-
DONATIONS AND CONTRIBUTIONS						
3400 Other Funds Ltd	369,159	202,665	202,665	444,098	444,098	-
TOTAL DONATIONS AND CONTRIBUTIONS	\$369,159	\$202,665	\$202,665	\$444,098	\$444,098	-
OTHER						
0975 Other Revenues						
3400 Other Funds Ltd	40,225	824,974	824,974	309,725	309,725	-
TRANSFERS IN						
1010 Transfer In - Intrafund						
3400 Other Funds Ltd	29,705	87,695	87,695	94,395	94,395	-
1050 Transfer In Other						
3400 Other Funds Ltd	-	-	-	4,727,007	-	-
1150 Tsfr From Revenue, Dept of						
3400 Other Funds Ltd	4,391,472	4,257,421	4,257,421	-	4,419,203	-

Budget Support - Detail Revenues and Expenditures
 2019-21 Biennium
 Community Corrections

Cross Reference Number: 29100-009-00-00-00000

Description	2015-17 Actuals	2017-19 Leg Adopted Budget	2017-19 Leg Approved Budget	2019-21 Agency Request Budget	2019-21 Governor's Budget	2019-21 Leg. Adopted Audit
1213 Tsfr From Criminal Justice Comm						
3400 Other Funds Ltd	513,500	532,500	532,500	552,735	552,735	-
TRANSFERS IN						
3400 Other Funds Ltd	4,934,677	4,877,616	4,877,616	5,374,137	5,066,333	-
TOTAL TRANSFERS IN	\$4,934,677	\$4,877,616	\$4,877,616	\$5,374,137	\$5,066,333	-
REVENUE CATEGORIES						
8000 General Fund	269,579,963	294,044,375	294,299,333	355,696,804	281,974,109	-
3400 Other Funds Ltd	7,160,636	6,838,801	6,838,801	7,751,132	7,443,328	-
TOTAL REVENUE CATEGORIES	\$276,740,599	\$300,883,176	\$301,138,134	\$363,447,936	\$289,417,437	-
TRANSFERS OUT						
2010 Transfer Out - Intrafund						
3400 Other Funds Ltd	(28,386)	-	-	-	-	-
AVAILABLE REVENUES						
8000 General Fund	269,579,963	294,044,375	294,299,333	355,696,804	281,974,109	-
3400 Other Funds Ltd	8,805,826	7,244,922	7,244,922	8,130,857	7,823,053	-
6400 Federal Funds Ltd	1,783	-	-	-	-	-
TOTAL AVAILABLE REVENUES	\$278,387,572	\$301,289,297	\$301,544,255	\$363,827,661	\$289,797,162	-
EXPENDITURES						
PERSONAL SERVICES						
SALARIES & WAGES						
3110 Class/Unclass Sal. and Per Diem						
8000 General Fund	9,323,489	10,673,387	10,892,186	11,675,400	11,675,400	-
3400 Other Funds Ltd	194,071	14,429	-	-	-	-

Budget Support - Detail Revenues and Expenditures
 2019-21 Biennium
 Community Corrections

Cross Reference Number: 29100-009-00-00-00000

Description	2015-17 Actuals	2017-19 Leg Adopted Budget	2017-19 Leg Approved Budget	2019-21 Agency Request Budget	2019-21 Governor's Budget	2019-21 Leg. Adopted Audit
All Funds	9,517,560	10,687,816	10,892,186	11,675,400	11,675,400	-
3160 Temporary Appointments						
8000 General Fund	67,135	-	-	-	-	-
3170 Overtime Payments						
8000 General Fund	9,167	10,090	10,090	10,907	10,907	-
3190 All Other Differential						
8000 General Fund	442,378	274,788	274,788	311,579	311,579	-
3400 Other Funds Ltd	11,860	-	-	-	-	-
All Funds	454,238	274,788	274,788	311,579	311,579	-
SALARIES & WAGES						
8000 General Fund	9,842,169	10,958,265	11,177,064	11,997,886	11,997,886	-
3400 Other Funds Ltd	205,931	14,429	-	-	-	-
TOTAL SALARIES & WAGES	\$10,048,100	\$10,972,694	\$11,177,064	\$11,997,886	\$11,997,886	-
OTHER PAYROLL EXPENSES						
3210 Empl. Rel. Bd. Assessments						
8000 General Fund	3,050	4,232	4,180	4,636	4,636	-
3400 Other Funds Ltd	45	5	-	-	-	-
All Funds	3,095	4,237	4,180	4,636	4,636	-
3220 Public Employees' Retire Cont						
8000 General Fund	1,999,533	2,616,825	2,669,074	2,643,133	2,643,133	-
3400 Other Funds Ltd	34,789	3,446	-	-	-	-
All Funds	2,034,322	2,620,271	2,669,074	2,643,133	2,643,133	-
3221 Pension Obligation Bond						

Budget Support - Detail Revenues and Expenditures
 2019-21 Biennium
 Community Corrections

Cross Reference Number: 29100-009-00-00-00000

Description	2015-17 Actuals	2017-19 Leg Adopted Budget	2017-19 Leg Approved Budget	2019-21 Agency Request Budget	2019-21 Governor's Budget	2019-21 Leg. Adopted Audit
8000 General Fund	593,884	573,379	571,001	656,907	656,907	-
3400 Other Funds Ltd	9,482	837	837	-	-	-
All Funds	603,366	574,216	571,838	656,907	656,907	-
3230 Social Security Taxes						
8000 General Fund	741,769	836,127	852,866	915,556	915,556	-
3400 Other Funds Ltd	12,022	1,104	-	-	-	-
All Funds	753,791	837,231	852,866	915,556	915,556	-
3240 Unemployment Assessments						
8000 General Fund	2,474	-	-	575	575	-
3250 Worker's Comp. Assess. (WCD)						
8000 General Fund	3,987	5,123	5,060	4,408	4,408	-
3400 Other Funds Ltd	55	6	-	-	-	-
All Funds	4,042	5,129	5,060	4,408	4,408	-
3260 Mass Transit Tax						
8000 General Fund	12,630	59,221	59,221	71,987	71,987	-
3400 Other Funds Ltd	-	87	87	-	-	-
All Funds	12,630	59,308	59,308	71,987	71,987	-
3270 Flexible Benefits						
8000 General Fund	2,287,104	2,474,975	2,444,639	2,673,984	2,673,984	-
3400 Other Funds Ltd	35,131	3,000	-	-	-	-
All Funds	2,322,235	2,477,975	2,444,639	2,673,984	2,673,984	-
OTHER PAYROLL EXPENSES						
8000 General Fund	5,644,431	6,569,882	6,606,041	6,971,186	6,971,186	-

Budget Support - Detail Revenues and Expenditures
 2019-21 Biennium
 Community Corrections

Cross Reference Number: 29100-009-00-00-00000

Description	2015-17 Actuals	2017-19 Leg Adopted Budget	2017-19 Leg Approved Budget	2019-21 Agency Request Budget	2019-21 Governor's Budget	2019-21 Leg. Adopted Audit
3400 Other Funds Ltd	91,524	8,485	924	-	-	-
TOTAL OTHER PAYROLL EXPENSES	\$5,735,955	\$6,578,367	\$6,606,965	\$6,971,186	\$6,971,186	-
P.S. BUDGET ADJUSTMENTS						
3455 Vacancy Savings						
8000 General Fund	-	(227,973)	(227,973)	(109,639)	(109,639)	-
3400 Other Funds Ltd	-	(14,491)	(14,491)	-	-	-
All Funds	-	(242,464)	(242,464)	(109,639)	(109,639)	-
PERSONAL SERVICES						
8000 General Fund	15,486,600	17,300,174	17,555,132	18,859,433	18,859,433	-
3400 Other Funds Ltd	297,455	8,423	(13,567)	-	-	-
TOTAL PERSONAL SERVICES	\$15,784,055	\$17,308,597	\$17,541,565	\$18,859,433	\$18,859,433	-
SERVICES & SUPPLIES						
4100 Instate Travel						
8000 General Fund	173,446	36,550	36,550	43,017	41,629	-
3400 Other Funds Ltd	77,449	-	-	-	-	-
All Funds	250,895	36,550	36,550	43,017	41,629	-
4125 Out of State Travel						
8000 General Fund	24,735	9,861	9,861	10,236	9,861	-
3400 Other Funds Ltd	4,159	-	-	-	-	-
All Funds	28,894	9,861	9,861	10,236	9,861	-
4150 Employee Training						
8000 General Fund	195,510	28,909	28,909	34,507	33,409	-
3400 Other Funds Ltd	61,413	-	-	-	-	-

Budget Support - Detail Revenues and Expenditures
 2019-21 Biennium
 Community Corrections

Cross Reference Number: 29100-009-00-00-00000

Description	2015-17 Actuals	2017-19 Leg Adopted Budget	2017-19 Leg Approved Budget	2019-21 Agency Request Budget	2019-21 Governor's Budget	2019-21 Leg. Adopted Audit
All Funds	256,923	28,909	28,909	34,507	33,409	-
4175 Office Expenses						
8000 General Fund	160,903	88,818	88,818	115,659	112,284	-
3400 Other Funds Ltd	43,648	-	-	-	-	-
All Funds	204,551	88,818	88,818	115,659	112,284	-
4200 Telecommunications						
8000 General Fund	57,639	-	-	-	-	-
4225 State Gov. Service Charges						
8000 General Fund	14,151	-	-	-	-	-
4250 Data Processing						
8000 General Fund	2,988	46,962	46,962	55,215	55,215	-
3400 Other Funds Ltd	42,562	-	-	-	-	-
All Funds	45,550	46,962	46,962	55,215	55,215	-
4275 Publicity and Publications						
8000 General Fund	-	666	666	691	666	-
4300 Professional Services						
8000 General Fund	13,765	104,048	104,048	108,418	104,048	-
4315 IT Professional Services						
8000 General Fund	20,664	-	-	-	-	-
4325 Attorney General						
8000 General Fund	108,388	59,207	59,207	105,040	98,790	-
4375 Employee Recruitment and Develop						
8000 General Fund	322	690	690	716	690	-

Budget Support - Detail Revenues and Expenditures
 2019-21 Biennium
 Community Corrections

Cross Reference Number: 29100-009-00-00-00000

Description	2015-17 Actuals	2017-19 Leg Adopted Budget	2017-19 Leg Approved Budget	2019-21 Agency Request Budget	2019-21 Governor's Budget	2019-21 Leg. Adopted Audit
4400 Dues and Subscriptions						
8000 General Fund	59,235	-	-	-	-	-
3400 Other Funds Ltd	593	-	-	-	-	-
All Funds	59,828	-	-	-	-	-
4425 Facilities Rental and Taxes						
8000 General Fund	405,980	-	-	-	-	-
3400 Other Funds Ltd	1,053	-	-	-	-	-
All Funds	407,033	-	-	-	-	-
4450 Fuels and Utilities						
8000 General Fund	8,955	-	-	-	-	-
4475 Facilities Maintenance						
8000 General Fund	29,377	9,358	9,358	9,714	9,358	-
3400 Other Funds Ltd	775	-	-	-	-	-
All Funds	30,152	9,358	9,358	9,714	9,358	-
4500 Food and Kitchen Supplies						
8000 General Fund	483	319	319	331	319	-
3400 Other Funds Ltd	250	-	-	-	-	-
All Funds	733	319	319	331	319	-
4525 Medical Services and Supplies						
8000 General Fund	748,711	-	-	-	-	-
3400 Other Funds Ltd	677,662	-	-	-	-	-
All Funds	1,426,373	-	-	-	-	-
4550 Other Care of Residents and Patients						

Budget Support - Detail Revenues and Expenditures
 2019-21 Biennium
 Community Corrections

Cross Reference Number: 29100-009-00-00-00000

Description	2015-17 Actuals	2017-19 Leg Adopted Budget	2017-19 Leg Approved Budget	2019-21 Agency Request Budget	2019-21 Governor's Budget	2019-21 Leg. Adopted Audit
8000 General Fund	6,447,487	1,558	1,558	1,617	1,558	-
3400 Other Funds Ltd	160,123	1,466,745	1,466,745	1,522,481	1,522,481	-
All Funds	6,607,610	1,468,303	1,468,303	1,524,098	1,524,039	-
4575 Agency Program Related S and S						
8000 General Fund	6,027	-	-	-	-	-
4650 Other Services and Supplies						
8000 General Fund	127,480	30,417	30,417	35,494	34,338	-
3400 Other Funds Ltd	88,283	6,562	6,562	6,811	6,811	-
All Funds	215,763	36,979	36,979	42,305	41,149	-
4700 Expendable Prop 250 - 5000						
8000 General Fund	129,580	11,644	11,644	21,930	21,487	-
3400 Other Funds Ltd	19,715	-	-	-	-	-
All Funds	149,295	11,644	11,644	21,930	21,487	-
4715 IT Expendable Property						
8000 General Fund	154,058	1,017	1,017	9,366	9,327	-
3400 Other Funds Ltd	34,010	-	-	-	-	-
All Funds	188,068	1,017	1,017	9,366	9,327	-
SERVICES & SUPPLIES						
8000 General Fund	8,889,884	430,024	430,024	551,951	532,979	-
3400 Other Funds Ltd	1,211,695	1,473,307	1,473,307	1,529,292	1,529,292	-
TOTAL SERVICES & SUPPLIES	\$10,101,579	\$1,903,331	\$1,903,331	\$2,081,243	\$2,062,271	-
CAPITAL OUTLAY						
5150 Telecommunications Equipment						

Budget Support - Detail Revenues and Expenditures
 2019-21 Biennium
 Community Corrections

Cross Reference Number: 29100-009-00-00-00000

Description	2015-17 Actuals	2017-19 Leg Adopted Budget	2017-19 Leg Approved Budget	2019-21 Agency Request Budget	2019-21 Governor's Budget	2019-21 Leg. Adopted Audit
8000 General Fund	5,704	-	-	-	-	-
5200 Technical Equipment						
3400 Other Funds Ltd	9,167	-	-	-	-	-
5600 Data Processing Hardware						
8000 General Fund	-	1,852	1,852	1,922	1,922	-
5900 Other Capital Outlay						
8000 General Fund	396,322	-	-	-	-	-
CAPITAL OUTLAY						
8000 General Fund	402,026	1,852	1,852	1,922	1,922	-
3400 Other Funds Ltd	9,167	-	-	-	-	-
TOTAL CAPITAL OUTLAY	\$411,193	\$1,852	\$1,852	\$1,922	\$1,922	-
SPECIAL PAYMENTS						
6020 Dist to Counties						
8000 General Fund	244,079,967	276,312,325	276,312,325	336,283,498	262,579,775	-
3400 Other Funds Ltd	5,054,071	5,513,820	5,513,820	5,723,346	5,588,593	-
All Funds	249,134,038	281,826,145	281,826,145	342,006,844	268,168,368	-
6035 Dist to Individuals						
3400 Other Funds Ltd	35	-	-	-	-	-
SPECIAL PAYMENTS						
8000 General Fund	244,079,967	276,312,325	276,312,325	336,283,498	262,579,775	-
3400 Other Funds Ltd	5,054,106	5,513,820	5,513,820	5,723,346	5,588,593	-
TOTAL SPECIAL PAYMENTS	\$249,134,073	\$281,826,145	\$281,826,145	\$342,006,844	\$268,168,368	-

EXPENDITURES

Budget Support - Detail Revenues and Expenditures
 2019-21 Biennium
 Community Corrections

Cross Reference Number: 29100-009-00-00-00000

Description	2015-17 Actuals	2017-19 Leg Adopted Budget	2017-19 Leg Approved Budget	2019-21 Agency Request Budget	2019-21 Governor's Budget	2019-21 Leg. Adopted Audit
8000 General Fund	268,858,477	294,044,375	294,299,333	355,696,804	281,974,109	-
3400 Other Funds Ltd	6,572,423	6,995,550	6,973,560	7,252,638	7,117,885	-
TOTAL EXPENDITURES	\$275,430,900	\$301,039,925	\$301,272,893	\$362,949,442	\$289,091,994	-
REVERSIONS						
9900 Reversions						
8000 General Fund	(721,486)	-	-	-	-	-
ENDING BALANCE						
3400 Other Funds Ltd	2,233,403	249,372	271,362	878,219	705,168	-
6400 Federal Funds Ltd	1,783	-	-	-	-	-
TOTAL ENDING BALANCE	\$2,235,186	\$249,372	\$271,362	\$878,219	\$705,168	-
AUTHORIZED POSITIONS						
8150 Class/Unclass Positions	64	74	74	76	76	-
TOTAL AUTHORIZED POSITIONS	64	74	74	76	76	-
AUTHORIZED FTE						
8250 Class/Unclass FTE Positions	64.12	74.33	74.33	76.00	76.00	-
TOTAL AUTHORIZED FTE	64.12	74.33	74.33	76.00	76.00	-

Budget Support - Detail Revenues and Expenditures
 2019-21 Biennium
 Health Services

Cross Reference Number: 29100-010-00-00-00000

Description	2015-17 Actuals	2017-19 Leg Adopted Budget	2017-19 Leg Approved Budget	2019-21 Agency Request Budget	2019-21 Governor's Budget	2019-21 Leg. Adopted Audit
BEGINNING BALANCE						
0025 Beginning Balance						
3400 Other Funds Ltd	611,423	297,875	297,875	-	-	-
6400 Federal Funds Ltd	40,000	-	-	-	-	-
All Funds	651,423	297,875	297,875	-	-	-
0030 Beginning Balance Adjustment						
3400 Other Funds Ltd	-	440,369	440,369	-	-	-
BEGINNING BALANCE						
3400 Other Funds Ltd	611,423	738,244	738,244	-	-	-
6400 Federal Funds Ltd	40,000	-	-	-	-	-
TOTAL BEGINNING BALANCE	\$651,423	\$738,244	\$738,244	-	-	-
REVENUE CATEGORIES						
GENERAL FUND APPROPRIATION						
0050 General Fund Appropriation						
8000 General Fund	241,073,179	257,728,587	261,857,821	299,676,232	272,706,300	-
FEDERAL FUNDS AS OTHER FUNDS						
0355 Federal Revenues						
3400 Other Funds Ltd	-	91,109	91,109	182,677	182,677	-
CHARGES FOR SERVICES						
0410 Charges for Services						
3400 Other Funds Ltd	11,034	11,989	11,989	31,232	31,232	-
0415 Admin and Service Charges						
3400 Other Funds Ltd	516	-	-	-	-	-

Budget Support - Detail Revenues and Expenditures
 2019-21 Biennium
 Health Services

Cross Reference Number: 29100-010-00-00-00000

Description	2015-17 Actuals	2017-19 Leg Adopted Budget	2017-19 Leg Approved Budget	2019-21 Agency Request Budget	2019-21 Governor's Budget	2019-21 Leg. Adopted Audit
CHARGES FOR SERVICES						
3400 Other Funds Ltd	11,550	11,989	11,989	31,232	31,232	-
TOTAL CHARGES FOR SERVICES	\$11,550	\$11,989	\$11,989	\$31,232	\$31,232	-
FINES, RENTS AND ROYALTIES						
0505 Fines and Forfeitures						
3400 Other Funds Ltd	155,771	43,916	43,916	320,242	320,242	-
SALES INCOME						
0705 Sales Income						
3400 Other Funds Ltd	40,318	26,436	26,436	50,458	50,458	-
OTHER						
0975 Other Revenues						
3400 Other Funds Ltd	562,658	395,000	395,000	140,220	140,220	-
FEDERAL FUNDS REVENUE						
0995 Federal Funds						
6400 Federal Funds Ltd	3,390,585	3,353,513	3,353,513	3,494,360	3,494,360	-
REVENUE CATEGORIES						
8000 General Fund	241,073,179	257,728,587	261,857,821	299,676,232	272,706,300	-
3400 Other Funds Ltd	770,297	568,450	568,450	724,829	724,829	-
6400 Federal Funds Ltd	3,390,585	3,353,513	3,353,513	3,494,360	3,494,360	-
TOTAL REVENUE CATEGORIES	\$245,234,061	\$261,650,550	\$265,779,784	\$303,895,421	\$276,925,489	-
AVAILABLE REVENUES						
8000 General Fund	241,073,179	257,728,587	261,857,821	299,676,232	272,706,300	-
3400 Other Funds Ltd	1,381,720	1,306,694	1,306,694	724,829	724,829	-

Budget Support - Detail Revenues and Expenditures
 2019-21 Biennium
 Health Services

Cross Reference Number: 29100-010-00-00-00000

Description	2015-17 Actuals	2017-19 Leg Adopted Budget	2017-19 Leg Approved Budget	2019-21 Agency Request Budget	2019-21 Governor's Budget	2019-21 Leg. Adopted Audit
6400 Federal Funds Ltd	3,430,585	3,353,513	3,353,513	3,494,360	3,494,360	-
TOTAL AVAILABLE REVENUES	\$245,885,484	\$262,388,794	\$266,518,028	\$303,895,421	\$276,925,489	-
EXPENDITURES						
PERSONAL SERVICES						
SALARIES & WAGES						
3110 Class/Unclass Sal. and Per Diem						
8000 General Fund	82,088,215	92,015,077	95,159,045	115,170,695	101,562,781	-
3160 Temporary Appointments						
8000 General Fund	736,910	-	-	-	-	-
3170 Overtime Payments						
8000 General Fund	2,289,572	1,256,262	1,256,262	1,855,976	1,358,020	-
3180 Shift Differential						
8000 General Fund	945,903	928,268	928,268	1,156,777	1,003,456	-
3190 All Other Differential						
8000 General Fund	5,301,276	2,691,182	2,691,182	3,803,321	2,909,168	-
SALARIES & WAGES						
8000 General Fund	91,361,876	96,890,789	100,034,757	121,986,769	106,833,425	-
TOTAL SALARIES & WAGES	\$91,361,876	\$96,890,789	\$100,034,757	\$121,986,769	\$106,833,425	-
OTHER PAYROLL EXPENSES						
3210 Empl. Rel. Bd. Assessments						
8000 General Fund	23,919	32,471	32,471	42,453	34,767	-
3220 Public Employees' Retire Cont						
8000 General Fund	15,931,906	23,137,501	23,888,281	26,873,638	23,535,345	-

Budget Support - Detail Revenues and Expenditures
 2019-21 Biennium
 Health Services

Cross Reference Number: 29100-010-00-00-00000

Description	2015-17 Actuals	2017-19 Leg Adopted Budget	2017-19 Leg Approved Budget	2019-21 Agency Request Budget	2019-21 Governor's Budget	2019-21 Leg. Adopted Audit
3221 Pension Obligation Bond						
8000 General Fund	5,180,000	5,503,430	5,497,402	5,944,887	5,944,887	-
3230 Social Security Taxes						
8000 General Fund	6,477,341	6,940,167	7,180,681	8,805,392	7,653,501	-
3240 Unemployment Assessments						
8000 General Fund	95,511	31,512	31,512	59,915	32,710	-
3250 Worker's Comp. Assess. (WCD)						
8000 General Fund	31,861	39,303	39,303	40,372	33,064	-
3260 Mass Transit Tax						
8000 General Fund	275,574	328,967	328,967	725,941	635,021	-
3270 Flexible Benefits						
8000 General Fund	17,439,987	18,834,840	18,834,840	23,854,752	19,914,144	-
OTHER PAYROLL EXPENSES						
8000 General Fund	45,456,099	54,848,191	55,833,457	66,347,350	57,783,439	-
TOTAL OTHER PAYROLL EXPENSES	\$45,456,099	\$54,848,191	\$55,833,457	\$66,347,350	\$57,783,439	-
P.S. BUDGET ADJUSTMENTS						
3455 Vacancy Savings						
8000 General Fund	-	(1,996,951)	(1,996,951)	(970,059)	(970,059)	-
3465 Reconciliation Adjustment						
8000 General Fund	-	(154,334)	(154,334)	-	-	-
P.S. BUDGET ADJUSTMENTS						
8000 General Fund	-	(2,151,285)	(2,151,285)	(970,059)	(970,059)	-
TOTAL P.S. BUDGET ADJUSTMENTS	-	(\$2,151,285)	(\$2,151,285)	(\$970,059)	(\$970,059)	-

Budget Support - Detail Revenues and Expenditures
 2019-21 Biennium
 Health Services

Cross Reference Number: 29100-010-00-00-00000

Description	2015-17 Actuals	2017-19 Leg Adopted Budget	2017-19 Leg Approved Budget	2019-21 Agency Request Budget	2019-21 Governor's Budget	2019-21 Leg. Adopted Audit
PERSONAL SERVICES						
8000 General Fund	136,817,975	149,587,695	153,716,929	187,364,060	163,646,805	-
TOTAL PERSONAL SERVICES	\$136,817,975	\$149,587,695	\$153,716,929	\$187,364,060	\$163,646,805	-
SERVICES & SUPPLIES						
4100 Instate Travel						
8000 General Fund	587,292	303,860	303,860	509,343	299,645	-
3400 Other Funds Ltd	25	-	-	-	-	-
All Funds	587,317	303,860	303,860	509,343	299,645	-
4125 Out of State Travel						
8000 General Fund	4,615	-	-	-	-	-
4150 Employee Training						
8000 General Fund	123,920	97,828	97,828	273,367	94,098	-
4175 Office Expenses						
8000 General Fund	894,782	735,059	735,059	1,659,013	715,603	-
3400 Other Funds Ltd	5,638	-	-	-	-	-
All Funds	900,420	735,059	735,059	1,659,013	715,603	-
4200 Telecommunications						
8000 General Fund	-	200,000	200,000	207,600	207,600	-
4225 State Gov. Service Charges						
8000 General Fund	1,060	-	-	-	-	-
4250 Data Processing						
8000 General Fund	59,282	22,734	22,734	270,569	18,235	-
3400 Other Funds Ltd	380	-	-	-	-	-

Budget Support - Detail Revenues and Expenditures
 2019-21 Biennium
 Health Services

Cross Reference Number: 29100-010-00-00-00000

Description	2015-17 Actuals	2017-19 Leg Adopted Budget	2017-19 Leg Approved Budget	2019-21 Agency Request Budget	2019-21 Governor's Budget	2019-21 Leg. Adopted Audit
All Funds	59,662	22,734	22,734	270,569	18,235	-
4275 Publicity and Publications						
8000 General Fund	1,450	-	-	-	-	-
4300 Professional Services						
8000 General Fund	1,930,894	-	-	3,800,000	1,500,000	-
4315 IT Professional Services						
8000 General Fund	10,330	-	-	-	-	-
4375 Employee Recruitment and Develop						
8000 General Fund	45,921	3,939	3,939	4,089	3,939	-
4400 Dues and Subscriptions						
8000 General Fund	57,253	-	-	-	-	-
4425 Facilities Rental and Taxes						
8000 General Fund	18	-	-	-	-	-
4450 Fuels and Utilities						
8000 General Fund	152	-	-	-	-	-
4475 Facilities Maintenance						
8000 General Fund	112,596	88,360	88,360	91,718	88,360	-
3400 Other Funds Ltd	10,606	-	-	-	-	-
All Funds	123,202	88,360	88,360	91,718	88,360	-
4500 Food and Kitchen Supplies						
8000 General Fund	79,197	-	-	-	-	-
4525 Medical Services and Supplies						
8000 General Fund	98,751,515	106,490,044	106,490,044	104,465,458	106,014,919	-

Budget Support - Detail Revenues and Expenditures
 2019-21 Biennium
 Health Services

Cross Reference Number: 29100-010-00-00-00000

Description	2015-17 Actuals	2017-19 Leg Adopted Budget	2017-19 Leg Approved Budget	2019-21 Agency Request Budget	2019-21 Governor's Budget	2019-21 Leg. Adopted Audit
3400 Other Funds Ltd	435,303	667,029	667,029	715,055	715,055	-
6400 Federal Funds Ltd	3,430,585	3,353,513	3,353,513	3,494,360	3,494,360	-
All Funds	102,617,403	110,510,586	110,510,586	108,674,873	110,224,334	-
4550 Other Care of Residents and Patients						
8000 General Fund	105,667	-	-	-	-	-
4575 Agency Program Related S and S						
8000 General Fund	360	-	-	-	-	-
4650 Other Services and Supplies						
8000 General Fund	297,033	51,151	51,151	202,814	47,901	-
3400 Other Funds Ltd	6,569	-	-	-	-	-
All Funds	303,602	51,151	51,151	202,814	47,901	-
4700 Expendable Prop 250 - 5000						
8000 General Fund	317,665	70,733	70,733	439,238	28,047	-
3400 Other Funds Ltd	36,107	-	-	-	-	-
All Funds	353,772	70,733	70,733	439,238	28,047	-
4715 IT Expendable Property						
8000 General Fund	257,370	77,184	77,184	388,963	41,148	-
3400 Other Funds Ltd	6,817	-	-	-	-	-
All Funds	264,187	77,184	77,184	388,963	41,148	-
SERVICES & SUPPLIES						
8000 General Fund	103,638,372	108,140,892	108,140,892	112,312,172	109,059,495	-
3400 Other Funds Ltd	501,445	667,029	667,029	715,055	715,055	-
6400 Federal Funds Ltd	3,430,585	3,353,513	3,353,513	3,494,360	3,494,360	-

Budget Support - Detail Revenues and Expenditures
 2019-21 Biennium
 Health Services

Cross Reference Number: 29100-010-00-00-00000

Description	2015-17 Actuals	2017-19 Leg Adopted Budget	2017-19 Leg Approved Budget	2019-21 Agency Request Budget	2019-21 Governor's Budget	2019-21 Leg. Adopted Audit
TOTAL SERVICES & SUPPLIES	\$107,570,402	\$112,161,434	\$112,161,434	\$116,521,587	\$113,268,910	-
CAPITAL OUTLAY						
5100 Office Furniture and Fixtures						
8000 General Fund	27,475	-	-	-	-	-
5200 Technical Equipment						
8000 General Fund	555,426	-	-	-	-	-
5700 Building Structures						
8000 General Fund	62,199	-	-	-	-	-
3400 Other Funds Ltd	4,700	-	-	-	-	-
All Funds	66,899	-	-	-	-	-
5900 Other Capital Outlay						
8000 General Fund	35,749	-	-	-	-	-
3400 Other Funds Ltd	24,928	-	-	-	-	-
All Funds	60,677	-	-	-	-	-
CAPITAL OUTLAY						
8000 General Fund	680,849	-	-	-	-	-
3400 Other Funds Ltd	29,628	-	-	-	-	-
TOTAL CAPITAL OUTLAY	\$710,477	-	-	-	-	-
EXPENDITURES						
8000 General Fund	241,137,196	257,728,587	261,857,821	299,676,232	272,706,300	-
3400 Other Funds Ltd	531,073	667,029	667,029	715,055	715,055	-
6400 Federal Funds Ltd	3,430,585	3,353,513	3,353,513	3,494,360	3,494,360	-
TOTAL EXPENDITURES	\$245,098,854	\$261,749,129	\$265,878,363	\$303,885,647	\$276,915,715	-

Budget Support - Detail Revenues and Expenditures
 2019-21 Biennium
 Health Services

Cross Reference Number: 29100-010-00-00-00000

Description	2015-17 Actuals	2017-19 Leg Adopted Budget	2017-19 Leg Approved Budget	2019-21 Agency Request Budget	2019-21 Governor's Budget	2019-21 Leg. Adopted Audit
REVERSIONS						
9900 Reversions						
8000 General Fund	64,017	-	-	-	-	-
ENDING BALANCE						
3400 Other Funds Ltd	850,647	639,665	639,665	9,774	9,774	-
TOTAL ENDING BALANCE	\$850,647	\$639,665	\$639,665	\$9,774	\$9,774	-
AUTHORIZED POSITIONS						
8150 Class/Unclass Positions	571	571	571	696	570	-
TOTAL AUTHORIZED POSITIONS	571	571	571	696	570	-
AUTHORIZED FTE						
8250 Class/Unclass FTE Positions	549.97	558.10	558.10	672.39	558.77	-
8280 FTE Reconciliation	-	0.50	0.50	-	-	-
TOTAL AUTHORIZED FTE	549.97	558.60	558.60	672.39	558.77	-

Budget Support - Detail Revenues and Expenditures
 2019-21 Biennium
 Offender Management & Rehabilitation

Cross Reference Number: 29100-011-00-00-00000

Description	2015-17 Actuals	2017-19 Leg Adopted Budget	2017-19 Leg Approved Budget	2019-21 Agency Request Budget	2019-21 Governor's Budget	2019-21 Leg. Adopted Audit
BEGINNING BALANCE						
0025 Beginning Balance						
3400 Other Funds Ltd	2,078,537	466,134	466,134	7,048,290	7,048,290	-
0030 Beginning Balance Adjustment						
3400 Other Funds Ltd	-	-	-	-	(280,000)	-
BEGINNING BALANCE						
3400 Other Funds Ltd	2,078,537	466,134	466,134	7,048,290	6,768,290	-
TOTAL BEGINNING BALANCE	\$2,078,537	\$466,134	\$466,134	\$7,048,290	\$6,768,290	-
REVENUE CATEGORIES						
GENERAL FUND APPROPRIATION						
0050 General Fund Appropriation						
8000 General Fund	64,840,887	70,739,936	72,363,625	80,083,563	75,230,221	-
CHARGES FOR SERVICES						
0410 Charges for Services						
3400 Other Funds Ltd	6,496,956	492,005	492,005	786,592	786,592	-
0415 Admin and Service Charges						
3400 Other Funds Ltd	531,963	-	-	-	-	-
CHARGES FOR SERVICES						
3400 Other Funds Ltd	7,028,919	492,005	492,005	786,592	786,592	-
TOTAL CHARGES FOR SERVICES	\$7,028,919	\$492,005	\$492,005	\$786,592	\$786,592	-
SALES INCOME						
0705 Sales Income						
3400 Other Funds Ltd	169,338	-	-	-	-	-

Budget Support - Detail Revenues and Expenditures

Cross Reference Number: 29100-011-00-00-00000

2019-21 Biennium

Offender Management & Rehabilitation

Description	2015-17 Actuals	2017-19 Leg Adopted Budget	2017-19 Leg Approved Budget	2019-21 Agency Request Budget	2019-21 Governor's Budget	2019-21 Leg. Adopted Audit
DONATIONS AND CONTRIBUTIONS						
0905 Donations						
3400 Other Funds Ltd	2,300	5,998	5,998	34,834	34,834	-
OTHER						
0975 Other Revenues						
3400 Other Funds Ltd	337,000	8,665,845	8,665,845	1,887,897	1,887,897	-
TRANSFERS IN						
1010 Transfer In - Intrafund						
3400 Other Funds Ltd	374,982	1,002,652	1,002,652	1,079,261	1,079,261	-
1137 Tsfr From Justice, Dept of						
3400 Other Funds Ltd	37,830	26,000	26,000	26,000	26,000	-
1443 Tsfr From Oregon Health Authority						
3400 Other Funds Ltd	200,000	-	-	-	-	-
1525 Tsfr From HECC						
3400 Other Funds Ltd	319,400	189,850	189,850	189,850	189,850	-
1581 Tsfr From Education, Dept of						
3400 Other Funds Ltd	166,811	208,074	208,074	208,074	208,074	-
TRANSFERS IN						
3400 Other Funds Ltd	1,099,023	1,426,576	1,426,576	1,503,185	1,503,185	-
TOTAL TRANSFERS IN	\$1,099,023	\$1,426,576	\$1,426,576	\$1,503,185	\$1,503,185	-
REVENUE CATEGORIES						
8000 General Fund	64,840,887	70,739,936	72,363,625	80,083,563	75,230,221	-
3400 Other Funds Ltd	8,636,580	10,590,424	10,590,424	4,212,508	4,212,508	-

Budget Support - Detail Revenues and Expenditures
 2019-21 Biennium
 Offender Management & Rehabilitation

Cross Reference Number: 29100-011-00-00-00000

Description	2015-17 Actuals	2017-19 Leg Adopted Budget	2017-19 Leg Approved Budget	2019-21 Agency Request Budget	2019-21 Governor's Budget	2019-21 Leg. Adopted Audit
TOTAL REVENUE CATEGORIES	\$73,477,467	\$81,330,360	\$82,954,049	\$84,296,071	\$79,442,729	-
TRANSFERS OUT						
2010 Transfer Out - Intrafund						
3400 Other Funds Ltd	(169,952)	-	-	-	-	-
AVAILABLE REVENUES						
8000 General Fund	64,840,887	70,739,936	72,363,625	80,083,563	75,230,221	-
3400 Other Funds Ltd	10,545,165	11,056,558	11,056,558	11,260,798	10,980,798	-
TOTAL AVAILABLE REVENUES	\$75,386,052	\$81,796,494	\$83,420,183	\$91,344,361	\$86,211,019	-
EXPENDITURES						
PERSONAL SERVICES						
SALARIES & WAGES						
3110 Class/Unclass Sal. and Per Diem						
8000 General Fund	23,482,279	25,821,204	27,009,170	30,364,464	29,139,600	-
3400 Other Funds Ltd	200,000	-	-	-	-	-
All Funds	23,682,279	25,821,204	27,009,170	30,364,464	29,139,600	-
3160 Temporary Appointments						
8000 General Fund	366,533	383,643	383,643	398,221	398,221	-
3170 Overtime Payments						
8000 General Fund	97,102	195,541	195,541	220,855	211,380	-
3180 Shift Differential						
8000 General Fund	141	-	-	-	-	-
3190 All Other Differential						
8000 General Fund	331,472	182,843	182,843	220,243	197,655	-

Budget Support - Detail Revenues and Expenditures

Cross Reference Number: 29100-011-00-00-00000

2019-21 Biennium

Offender Management & Rehabilitation

Description	2015-17 Actuals	2017-19 Leg Adopted Budget	2017-19 Leg Approved Budget	2019-21 Agency Request Budget	2019-21 Governor's Budget	2019-21 Leg. Adopted Audit
SALARIES & WAGES						
8000 General Fund	24,277,527	26,583,231	27,771,197	31,203,783	29,946,856	-
3400 Other Funds Ltd	200,000	-	-	-	-	-
TOTAL SALARIES & WAGES	\$24,477,527	\$26,583,231	\$27,771,197	\$31,203,783	\$29,946,856	-
OTHER PAYROLL EXPENSES						
3210 Empl. Rel. Bd. Assessments						
8000 General Fund	8,853	11,742	11,856	13,359	12,749	-
3220 Public Employees' Retire Cont						
8000 General Fund	4,369,428	6,256,451	6,540,138	6,786,461	6,509,561	-
3221 Pension Obligation Bond						
8000 General Fund	1,424,969	1,421,945	1,416,176	1,644,751	1,644,751	-
3230 Social Security Taxes						
8000 General Fund	1,823,513	2,031,490	2,122,371	2,384,827	2,288,669	-
3240 Unemployment Assessments						
8000 General Fund	27,972	22,608	22,608	26,332	24,290	-
3250 Worker's Comp. Assess. (WCD)						
8000 General Fund	11,430	14,214	14,352	12,702	12,122	-
3260 Mass Transit Tax						
8000 General Fund	112,442	150,720	150,720	187,222	179,681	-
3270 Flexible Benefits						
8000 General Fund	6,240,182	6,867,216	6,933,888	7,705,296	7,353,456	-
OTHER PAYROLL EXPENSES						
8000 General Fund	14,018,789	16,776,386	17,212,109	18,760,950	18,025,279	-

Budget Support - Detail Revenues and Expenditures

Cross Reference Number: 29100-011-00-00-00000

2019-21 Biennium

Offender Management & Rehabilitation

Description	2015-17 Actuals	2017-19 Leg Adopted Budget	2017-19 Leg Approved Budget	2019-21 Agency Request Budget	2019-21 Governor's Budget	2019-21 Leg. Adopted Audit
TOTAL OTHER PAYROLL EXPENSES	\$14,018,789	\$16,776,386	\$17,212,109	\$18,760,950	\$18,025,279	-
P.S. BUDGET ADJUSTMENTS						
3455 Vacancy Savings						
8000 General Fund	-	(1,607,105)	(1,607,105)	(277,058)	(277,058)	-
3465 Reconciliation Adjustment						
8000 General Fund	-	16,736	16,736	-	1	-
P.S. BUDGET ADJUSTMENTS						
8000 General Fund	-	(1,590,369)	(1,590,369)	(277,058)	(277,057)	-
TOTAL P.S. BUDGET ADJUSTMENTS	-	(\$1,590,369)	(\$1,590,369)	(\$277,058)	(\$277,057)	-
PERSONAL SERVICES						
8000 General Fund	38,296,316	41,769,248	43,392,937	49,687,675	47,695,078	-
3400 Other Funds Ltd	200,000	-	-	-	-	-
TOTAL PERSONAL SERVICES	\$38,496,316	\$41,769,248	\$43,392,937	\$49,687,675	\$47,695,078	-
SERVICES & SUPPLIES						
4100 Instate Travel						
8000 General Fund	272,468	193,815	193,815	193,232	168,415	-
3400 Other Funds Ltd	6,962	-	-	-	-	-
All Funds	279,430	193,815	193,815	193,232	168,415	-
4125 Out of State Travel						
8000 General Fund	7,349	10,492	10,492	10,892	10,492	-
3400 Other Funds Ltd	1,290	1,953	1,953	2,027	2,027	-
All Funds	8,639	12,445	12,445	12,919	12,519	-
4150 Employee Training						

Budget Support - Detail Revenues and Expenditures

Cross Reference Number: 29100-011-00-00-00000

2019-21 Biennium

Offender Management & Rehabilitation

Description	2015-17 Actuals	2017-19 Leg Adopted Budget	2017-19 Leg Approved Budget	2019-21 Agency Request Budget	2019-21 Governor's Budget	2019-21 Leg. Adopted Audit
8000 General Fund	117,973	45,466	45,466	61,022	42,036	-
3400 Other Funds Ltd	4,103	12,900	12,900	13,390	13,390	-
All Funds	122,076	58,366	58,366	74,412	55,426	-
4175 Office Expenses						
8000 General Fund	419,651	782,576	782,576	493,481	382,214	-
3400 Other Funds Ltd	11,660	17,459	17,459	18,122	18,122	-
All Funds	431,311	800,035	800,035	511,603	400,336	-
4200 Telecommunications						
8000 General Fund	161,279	162,672	162,672	168,246	167,872	-
3400 Other Funds Ltd	-	86	86	89	89	-
All Funds	161,279	162,758	162,758	168,335	167,961	-
4250 Data Processing						
8000 General Fund	3,420	121,684	121,684	176,238	120,974	-
3400 Other Funds Ltd	-	110	110	114	114	-
All Funds	3,420	121,794	121,794	176,352	121,088	-
4275 Publicity and Publications						
8000 General Fund	89	3,216	3,216	3,338	3,216	-
4300 Professional Services						
8000 General Fund	15,803,849	15,599,240	15,599,240	17,356,186	15,286,130	-
3400 Other Funds Ltd	2,608,123	3,447,194	3,447,194	3,591,975	3,451,975	-
All Funds	18,411,972	19,046,434	19,046,434	20,948,161	18,738,105	-
4325 Attorney General						
8000 General Fund	229,361	518,631	518,631	233,142	201,304	-

Budget Support - Detail Revenues and Expenditures
 2019-21 Biennium
 Offender Management & Rehabilitation

Cross Reference Number: 29100-011-00-00-00000

Description	2015-17 Actuals	2017-19 Leg Adopted Budget	2017-19 Leg Approved Budget	2019-21 Agency Request Budget	2019-21 Governor's Budget	2019-21 Leg. Adopted Audit
4375 Employee Recruitment and Develop						
8000 General Fund	3,423	1,624	1,624	1,686	1,624	-
4400 Dues and Subscriptions						
8000 General Fund	1,305	2,046	2,046	2,124	2,046	-
4425 Facilities Rental and Taxes						
8000 General Fund	6,068	-	-	-	-	-
3400 Other Funds Ltd	480	-	-	-	-	-
All Funds	6,548	-	-	-	-	-
4475 Facilities Maintenance						
8000 General Fund	23,961	20,844	20,844	6,033	5,241	-
3400 Other Funds Ltd	28,213	-	-	-	-	-
All Funds	52,174	20,844	20,844	6,033	5,241	-
4500 Food and Kitchen Supplies						
8000 General Fund	58,330	-	-	-	-	-
3400 Other Funds Ltd	483	-	-	-	-	-
All Funds	58,813	-	-	-	-	-
4525 Medical Services and Supplies						
8000 General Fund	5,651,854	8,487,611	8,487,611	8,773,452	8,412,868	-
3400 Other Funds Ltd	4,730,912	6,764,040	6,764,040	5,740,337	5,740,337	-
All Funds	10,382,766	15,251,651	15,251,651	14,513,789	14,153,205	-
4550 Other Care of Residents and Patients						
8000 General Fund	1,340,294	1,682,612	1,682,612	1,584,897	1,518,117	-
3400 Other Funds Ltd	1,001,045	602,825	602,825	625,732	625,732	-

Budget Support - Detail Revenues and Expenditures

Cross Reference Number: 29100-011-00-00-00000

2019-21 Biennium

Offender Management & Rehabilitation

Description	2015-17 Actuals	2017-19 Leg Adopted Budget	2017-19 Leg Approved Budget	2019-21 Agency Request Budget	2019-21 Governor's Budget	2019-21 Leg. Adopted Audit
All Funds	2,341,339	2,285,437	2,285,437	2,210,629	2,143,849	-
4575 Agency Program Related S and S						
8000 General Fund	3,741	-	-	-	-	-
4650 Other Services and Supplies						
8000 General Fund	159,035	287,899	287,899	281,213	256,255	-
3400 Other Funds Ltd	121,415	154,973	154,973	160,862	160,862	-
All Funds	280,450	442,872	442,872	442,075	417,117	-
4700 Expendable Prop 250 - 5000						
8000 General Fund	27,260	633,793	633,793	630,093	576,481	-
3400 Other Funds Ltd	-	24,303	24,303	25,226	25,226	-
All Funds	27,260	658,096	658,096	655,319	601,707	-
4715 IT Expendable Property						
8000 General Fund	203,206	416,467	416,467	420,613	379,858	-
3400 Other Funds Ltd	152,021	-	-	-	-	-
All Funds	355,227	416,467	416,467	420,613	379,858	-
SERVICES & SUPPLIES						
8000 General Fund	24,493,916	28,970,688	28,970,688	30,395,888	27,535,143	-
3400 Other Funds Ltd	8,666,707	11,025,843	11,025,843	10,177,874	10,037,874	-
TOTAL SERVICES & SUPPLIES	\$33,160,623	\$39,996,531	\$39,996,531	\$40,573,762	\$37,573,017	-
CAPITAL OUTLAY						
5500 Recreational Equipment						
3400 Other Funds Ltd	-	30,715	30,715	31,882	31,882	-

EXPENDITURES

Budget Support - Detail Revenues and Expenditures
 2019-21 Biennium
 Offender Management & Rehabilitation

Cross Reference Number: 29100-011-00-00-00000

Description	2015-17 Actuals	2017-19 Leg Adopted Budget	2017-19 Leg Approved Budget	2019-21 Agency Request Budget	2019-21 Governor's Budget	2019-21 Leg. Adopted Audit
8000 General Fund	62,790,232	70,739,936	72,363,625	80,083,563	75,230,221	-
3400 Other Funds Ltd	8,866,707	11,056,558	11,056,558	10,209,756	10,069,756	-
TOTAL EXPENDITURES	\$71,656,939	\$81,796,494	\$83,420,183	\$90,293,319	\$85,299,977	-
REVERSIONS						
9900 Reversions						
8000 General Fund	(2,050,655)	-	-	-	-	-
ENDING BALANCE						
3400 Other Funds Ltd	1,678,458	-	-	1,051,042	911,042	-
TOTAL ENDING BALANCE	\$1,678,458	-	-	\$1,051,042	\$911,042	-
AUTHORIZED POSITIONS						
8150 Class/Unclass Positions	199	206	206	219	209	-
8180 Position Reconciliation	-	1	1	-	-	-
TOTAL AUTHORIZED POSITIONS	199	207	207	219	209	-
AUTHORIZED FTE						
8250 Class/Unclass FTE Positions	195.68	205.50	205.50	218.50	208.50	-
8280 FTE Reconciliation	-	0.11	0.11	-	-	-
TOTAL AUTHORIZED FTE	195.68	205.61	205.61	218.50	208.50	-

Budget Support - Detail Revenues and Expenditures
 2019-21 Biennium
 Debt Service

Cross Reference Number: 29100-086-00-00-00000

Description	2015-17 Actuals	2017-19 Leg Adopted Budget	2017-19 Leg Approved Budget	2019-21 Agency Request Budget	2019-21 Governor's Budget	2019-21 Leg. Adopted Audit
REVENUE CATEGORIES						
GENERAL FUND APPROPRIATION						
0050 General Fund Appropriation						
8030 General Fund Debt Svc	124,139,216	114,017,232	113,974,191	124,534,360	118,037,566	-
BOND SALES						
0575 Refunding Bonds						
3230 Other Funds Debt Svc Non-Ltd	27,086,246	-	-	-	-	-
INTEREST EARNINGS						
0605 Interest Income						
3430 Other Funds Debt Svc Ltd	81,536	-	43,042	-	-	-
OTHER						
0975 Other Revenues						
3430 Other Funds Debt Svc Ltd	127,026	-	-	-	-	-
FEDERAL FUNDS REVENUE						
0995 Federal Funds						
6230 Federal Funds Debt Svc NL	1,123,728	1,038,513	1,038,513	940,120	940,120	-
TRANSFERS IN						
1010 Transfer In - Intrafund						
3430 Other Funds Debt Svc Ltd	3,968,857	-	-	-	-	-
1107 Tsfr From Administrative Svcs						
3430 Other Funds Debt Svc Ltd	7,711	-	-	-	-	-
TRANSFERS IN						
3430 Other Funds Debt Svc Ltd	3,976,568	-	-	-	-	-

Budget Support - Detail Revenues and Expenditures
 2019-21 Biennium
 Debt Service

Cross Reference Number: 29100-086-00-00-00000

Description	2015-17 Actuals	2017-19 Leg Adopted Budget	2017-19 Leg Approved Budget	2019-21 Agency Request Budget	2019-21 Governor's Budget	2019-21 Leg. Adopted Audit
TOTAL TRANSFERS IN	\$3,976,568	-	-	-	-	-
REVENUE CATEGORIES						
8030 General Fund Debt Svc	124,139,216	114,017,232	113,974,191	124,534,360	118,037,566	-
3230 Other Funds Debt Svc Non-Ltd	27,086,246	-	-	-	-	-
3430 Other Funds Debt Svc Ltd	4,185,130	-	43,042	-	-	-
6230 Federal Funds Debt Svc NL	1,123,728	1,038,513	1,038,513	940,120	940,120	-
TOTAL REVENUE CATEGORIES	\$156,534,320	\$115,055,745	\$115,055,746	\$125,474,480	\$118,977,686	-
TRANSFERS OUT						
2010 Transfer Out - Intrafund						
3430 Other Funds Debt Svc Ltd	(2,000,519)	-	-	-	-	-
2107 Tsfr To Administrative Svcs						
3430 Other Funds Debt Svc Ltd	(7,711)	-	-	-	-	-
TRANSFERS OUT						
3430 Other Funds Debt Svc Ltd	(2,008,230)	-	-	-	-	-
TOTAL TRANSFERS OUT	(\$2,008,230)	-	-	-	-	-
AVAILABLE REVENUES						
8030 General Fund Debt Svc	124,139,216	114,017,232	113,974,191	124,534,360	118,037,566	-
3230 Other Funds Debt Svc Non-Ltd	27,086,246	-	-	-	-	-
3430 Other Funds Debt Svc Ltd	2,176,900	-	43,042	-	-	-
6230 Federal Funds Debt Svc NL	1,123,728	1,038,513	1,038,513	940,120	940,120	-
TOTAL AVAILABLE REVENUES	\$154,526,090	\$115,055,745	\$115,055,746	\$125,474,480	\$118,977,686	-
EXPENDITURES						
DEBT SERVICE						

Budget Support - Detail Revenues and Expenditures
 2019-21 Biennium
 Debt Service

Cross Reference Number: 29100-086-00-00-00000

Description	2015-17 Actuals	2017-19 Leg Adopted Budget	2017-19 Leg Approved Budget	2019-21 Agency Request Budget	2019-21 Governor's Budget	2019-21 Leg. Adopted Audit
7050 Pmt To Ret Bond Escrow						
3230 Other Funds Debt Svc Non-Ltd	27,086,246	-	-	-	-	-
7100 Principal - Bonds						
8030 General Fund Debt Svc	39,557,586	56,313,455	56,313,455	74,973,190	71,958,190	-
3430 Other Funds Debt Svc Ltd	66,766	-	-	-	-	-
All Funds	39,624,352	56,313,455	56,313,455	74,973,190	71,958,190	-
7150 Interest - Bonds						
8030 General Fund Debt Svc	29,525,038	29,856,093	29,813,052	30,158,210	26,676,416	-
3430 Other Funds Debt Svc Ltd	1,992,267	-	43,042	-	-	-
All Funds	31,517,305	29,856,093	29,856,094	30,158,210	26,676,416	-
7200 Principal - COP						
8030 General Fund Debt Svc	45,548,240	22,379,811	22,379,811	15,468,000	15,468,000	-
7250 Interest - COP						
8030 General Fund Debt Svc	9,508,352	5,467,873	5,467,873	3,934,960	3,934,960	-
3430 Other Funds Debt Svc Ltd	117,867	-	-	-	-	-
6230 Federal Funds Debt Svc NL	1,123,728	1,038,513	1,038,513	940,120	940,120	-
All Funds	10,749,947	6,506,386	6,506,386	4,875,080	4,875,080	-
DEBT SERVICE						
8030 General Fund Debt Svc	124,139,216	114,017,232	113,974,191	124,534,360	118,037,566	-
3230 Other Funds Debt Svc Non-Ltd	27,086,246	-	-	-	-	-
3430 Other Funds Debt Svc Ltd	2,176,900	-	43,042	-	-	-
6230 Federal Funds Debt Svc NL	1,123,728	1,038,513	1,038,513	940,120	940,120	-
TOTAL DEBT SERVICE	\$154,526,090	\$115,055,745	\$115,055,746	\$125,474,480	\$118,977,686	-

Budget Support - Detail Revenues and Expenditures

Cross Reference Number: 29100-088-00-00-00000

2019-21 Biennium

Capital Improvements

Description	2015-17 Actuals	2017-19 Leg Adopted Budget	2017-19 Leg Approved Budget	2019-21 Agency Request Budget	2019-21 Governor's Budget	2019-21 Leg. Adopted Audit
REVENUE CATEGORIES						
GENERAL FUND APPROPRIATION						
0050 General Fund Appropriation						
8010 General Fund Cap Improve	2,723,694	2,824,471	2,824,471	2,931,801	2,824,471	-
AVAILABLE REVENUES						
8010 General Fund Cap Improve	2,723,694	2,824,471	2,824,471	2,931,801	2,824,471	-
TOTAL AVAILABLE REVENUES	\$2,723,694	\$2,824,471	\$2,824,471	\$2,931,801	\$2,824,471	-
EXPENDITURES						
PERSONAL SERVICES						
SALARIES & WAGES						
3160 Temporary Appointments						
8010 General Fund Cap Improve	5,183	-	-	-	-	-
3170 Overtime Payments						
8010 General Fund Cap Improve	187	-	-	-	-	-
SALARIES & WAGES						
8010 General Fund Cap Improve	5,370	-	-	-	-	-
TOTAL SALARIES & WAGES	\$5,370	-	-	-	-	-
OTHER PAYROLL EXPENSES						
3220 Public Employees' Retire Cont						
8010 General Fund Cap Improve	935	-	-	-	-	-
3221 Pension Obligation Bond						
8010 General Fund Cap Improve	322	-	-	-	-	-
3230 Social Security Taxes						

Budget Support - Detail Revenues and Expenditures

Cross Reference Number: 29100-088-00-00-00000

2019-21 Biennium

Capital Improvements

Description	2015-17 Actuals	2017-19 Leg Adopted Budget	2017-19 Leg Approved Budget	2019-21 Agency Request Budget	2019-21 Governor's Budget	2019-21 Leg. Adopted Audit
8010 General Fund Cap Improve	411	-	-	-	-	-
3250 Worker's Comp. Assess. (WCD)						
8010 General Fund Cap Improve	4	-	-	-	-	-
3260 Mass Transit Tax						
8010 General Fund Cap Improve	32	-	-	-	-	-
OTHER PAYROLL EXPENSES						
8010 General Fund Cap Improve	1,704	-	-	-	-	-
TOTAL OTHER PAYROLL EXPENSES	\$1,704	-	-	-	-	-
PERSONAL SERVICES						
8010 General Fund Cap Improve	7,074	-	-	-	-	-
TOTAL PERSONAL SERVICES	\$7,074	-	-	-	-	-
SERVICES & SUPPLIES						
4100 Instate Travel						
8010 General Fund Cap Improve	665	-	-	-	-	-
4300 Professional Services						
8010 General Fund Cap Improve	4,230	-	-	-	-	-
4375 Employee Recruitment and Develop						
8010 General Fund Cap Improve	87	-	-	-	-	-
4475 Facilities Maintenance						
8010 General Fund Cap Improve	74	-	-	-	-	-
SERVICES & SUPPLIES						
8010 General Fund Cap Improve	5,056	-	-	-	-	-
TOTAL SERVICES & SUPPLIES	\$5,056	-	-	-	-	-

Budget Support - Detail Revenues and Expenditures

Cross Reference Number: 29100-088-00-00-00000

2019-21 Biennium

Capital Improvements

Description	2015-17 Actuals	2017-19 Leg Adopted Budget	2017-19 Leg Approved Budget	2019-21 Agency Request Budget	2019-21 Governor's Budget	2019-21 Leg. Adopted Audit
CAPITAL OUTLAY						
5100 Office Furniture and Fixtures						
8010 General Fund Cap Improve	658	-	-	-	-	-
5200 Technical Equipment						
8010 General Fund Cap Improve	833,928	-	-	-	-	-
5650 Land Improvements						
8010 General Fund Cap Improve	158,685	2,769,115	2,769,115	2,874,341	2,769,115	-
5700 Building Structures						
8010 General Fund Cap Improve	1,138,325	-	-	-	-	-
5800 Professional Services						
8010 General Fund Cap Improve	-	55,356	55,356	57,460	55,356	-
5900 Other Capital Outlay						
8010 General Fund Cap Improve	574,367	-	-	-	-	-
CAPITAL OUTLAY						
8010 General Fund Cap Improve	2,705,963	2,824,471	2,824,471	2,931,801	2,824,471	-
TOTAL CAPITAL OUTLAY	\$2,705,963	\$2,824,471	\$2,824,471	\$2,931,801	\$2,824,471	-
EXPENDITURES						
8010 General Fund Cap Improve	2,718,093	2,824,471	2,824,471	2,931,801	2,824,471	-
TOTAL EXPENDITURES	\$2,718,093	\$2,824,471	\$2,824,471	\$2,931,801	\$2,824,471	-
REVERSIONS						
9900 Reversions						
8010 General Fund Cap Improve	(5,601)	-	-	-	-	-

Budget Support - Detail Revenues and Expenditures
 2019-21 Biennium
 Capital Construction

Cross Reference Number: 29100-089-00-00-00000

Description	2015-17 Actuals	2017-19 Leg Adopted Budget	2017-19 Leg Approved Budget	2019-21 Agency Request Budget	2019-21 Governor's Budget	2019-21 Leg. Adopted Audit
REVENUE CATEGORIES						
BOND SALES						
0555 General Fund Obligation Bonds						
3020 Other Funds Cap Construct	14,108,775	38,493,534	38,493,534	130,246,808	48,760,068	-
INTEREST EARNINGS						
0605 Interest Income						
3020 Other Funds Cap Construct	111,657	-	54,000	-	-	-
REVENUE CATEGORIES						
3020 Other Funds Cap Construct	14,220,432	38,493,534	38,547,534	130,246,808	48,760,068	-
TOTAL REVENUE CATEGORIES	\$14,220,432	\$38,493,534	\$38,547,534	\$130,246,808	\$48,760,068	-
AVAILABLE REVENUES						
3020 Other Funds Cap Construct	14,220,432	38,493,534	38,547,534	130,246,808	48,760,068	-
TOTAL AVAILABLE REVENUES	\$14,220,432	\$38,493,534	\$38,547,534	\$130,246,808	\$48,760,068	-
EXPENDITURES						
PERSONAL SERVICES						
SALARIES & WAGES						
3110 Class/Unclass Sal. and Per Diem						
3020 Other Funds Cap Construct	27,024	-	-	-	-	-
3160 Temporary Appointments						
3020 Other Funds Cap Construct	37,724	-	-	-	-	-
3170 Overtime Payments						
3020 Other Funds Cap Construct	13,454	-	-	-	-	-
SALARIES & WAGES						

Budget Support - Detail Revenues and Expenditures

Cross Reference Number: 29100-089-00-00-00000

2019-21 Biennium

Capital Construction

Description	2015-17 Actuals	2017-19 Leg Adopted Budget	2017-19 Leg Approved Budget	2019-21 Agency Request Budget	2019-21 Governor's Budget	2019-21 Leg. Adopted Audit
3020 Other Funds Cap Construct	78,202	-	-	-	-	-
TOTAL SALARIES & WAGES	\$78,202	-	-	-	-	-
OTHER PAYROLL EXPENSES						
3210 Empl. Rel. Bd. Assessments						
3020 Other Funds Cap Construct	7	-	-	-	-	-
3220 Public Employees' Retire Cont						
3020 Other Funds Cap Construct	5,273	-	-	-	-	-
3221 Pension Obligation Bond						
3020 Other Funds Cap Construct	2,090	-	-	-	-	-
3230 Social Security Taxes						
3020 Other Funds Cap Construct	5,967	-	-	-	-	-
3250 Worker's Comp. Assess. (WCD)						
3020 Other Funds Cap Construct	47	-	-	-	-	-
3260 Mass Transit Tax						
3020 Other Funds Cap Construct	79	-	-	-	-	-
3270 Flexible Benefits						
3020 Other Funds Cap Construct	5,493	-	-	-	-	-
OTHER PAYROLL EXPENSES						
3020 Other Funds Cap Construct	18,956	-	-	-	-	-
TOTAL OTHER PAYROLL EXPENSES	\$18,956	-	-	-	-	-
PERSONAL SERVICES						
3020 Other Funds Cap Construct	97,158	-	-	-	-	-
TOTAL PERSONAL SERVICES	\$97,158	-	-	-	-	-

Description	2015-17 Actuals	2017-19 Leg Adopted Budget	2017-19 Leg Approved Budget	2019-21 Agency Request Budget	2019-21 Governor's Budget	2019-21 Leg. Adopted Audit
SERVICES & SUPPLIES						
4175 Office Expenses						
3020 Other Funds Cap Construct	272	-	-	-	-	-
4300 Professional Services						
3020 Other Funds Cap Construct	10,273	-	-	-	-	-
4650 Other Services and Supplies						
3020 Other Funds Cap Construct	25	-	-	-	-	-
SERVICES & SUPPLIES						
3020 Other Funds Cap Construct	10,570	-	-	-	-	-
TOTAL SERVICES & SUPPLIES	\$10,570	-	-	-	-	-
CAPITAL OUTLAY						
5100 Office Furniture and Fixtures						
3020 Other Funds Cap Construct	10,795	-	-	-	-	-
5150 Telecommunications Equipment						
3020 Other Funds Cap Construct	702,231	12,200,000	12,200,000	-	-	-
5200 Technical Equipment						
3020 Other Funds Cap Construct	832,752	-	-	-	-	-
5250 Household and Institutional Equip.						
3020 Other Funds Cap Construct	54,302	-	-	-	-	-
5350 Industrial and Heavy Equipment						
3020 Other Funds Cap Construct	21,250	-	-	-	-	-
5550 Data Processing Software						
3020 Other Funds Cap Construct	10,389	-	-	1,650,000	1,650,000	-

Budget Support - Detail Revenues and Expenditures
 2019-21 Biennium
 Capital Construction

Cross Reference Number: 29100-089-00-00-00000

Description	2015-17 Actuals	2017-19 Leg Adopted Budget	2017-19 Leg Approved Budget	2019-21 Agency Request Budget	2019-21 Governor's Budget	2019-21 Leg. Adopted Audit
5700 Building Structures						
3020 Other Funds Cap Construct	2,191,940	-	-	-	-	-
5800 Professional Services						
3020 Other Funds Cap Construct	-	-	-	1,024,088	-	-
5900 Other Capital Outlay						
3020 Other Funds Cap Construct	10,289,045	26,293,534	26,347,534	127,572,720	47,110,068	-
CAPITAL OUTLAY						
3020 Other Funds Cap Construct	14,112,704	38,493,534	38,547,534	130,246,808	48,760,068	-
TOTAL CAPITAL OUTLAY	\$14,112,704	\$38,493,534	\$38,547,534	\$130,246,808	\$48,760,068	-
EXPENDITURES						
3020 Other Funds Cap Construct	14,220,432	38,493,534	38,547,534	130,246,808	48,760,068	-
TOTAL EXPENDITURES	\$14,220,432	\$38,493,534	\$38,547,534	\$130,246,808	\$48,760,068	-

Description	Agency Request Budget (V-01) 2019-21 Base Budget	Governor's Budget (Y-01) 2019-21 Base Budget	Column 2 minus Column 1	% Change from Column 1 to Column 2
	Column 1	Column 2		

REVENUE CATEGORIES

GENERAL FUND APPROPRIATION

0050 General Fund Appropriation

8000 General Fund	887,230,111	887,230,111	0	-
-------------------	-------------	-------------	---	---

CHARGES FOR SERVICES

0410 Charges for Services

3400 Other Funds Ltd	13,297,729	13,297,729	0	-
----------------------	------------	------------	---	---

0415 Admin and Service Charges

3400 Other Funds Ltd	1,285,032	1,285,032	0	-
----------------------	-----------	-----------	---	---

TOTAL CHARGES FOR SERVICES

3400 Other Funds Ltd	14,582,761	14,582,761	0	-
----------------------	------------	------------	---	---

FINES, RENTS AND ROYALTIES

0505 Fines and Forfeitures

3400 Other Funds Ltd	209,005	209,005	0	-
----------------------	---------	---------	---	---

INTEREST EARNINGS

0605 Interest Income

3400 Other Funds Ltd	33,446	33,446	0	-
----------------------	--------	--------	---	---

SALES INCOME

0705 Sales Income

3400 Other Funds Ltd	1,663,297	1,663,297	0	-
----------------------	-----------	-----------	---	---

OTHER

0975 Other Revenues

3400 Other Funds Ltd	783,941	783,941	0	-
----------------------	---------	---------	---	---

TRANSFERS IN

Description	Agency Request Budget (V-01) 2019-21 Base Budget	Governor's Budget (Y-01) 2019-21 Base Budget	Column 2 minus Column 1	% Change from Column 1 to Column 2
	Column 1	Column 2		
1010 Transfer In - Intrafund				
3400 Other Funds Ltd	286,642	286,642	0	-
TOTAL REVENUES				
8000 General Fund	887,230,111	887,230,111	0	-
3400 Other Funds Ltd	17,559,092	17,559,092	0	-
TOTAL REVENUES	\$904,789,203	\$904,789,203	0	-
AVAILABLE REVENUES				
8000 General Fund	887,230,111	887,230,111	0	-
3400 Other Funds Ltd	17,559,092	17,559,092	0	-
TOTAL AVAILABLE REVENUES	\$904,789,203	\$904,789,203	0	-
EXPENDITURES				
PERSONAL SERVICES				
SALARIES & WAGES				
3110 Class/Unclass Sal. and Per Diem				
8000 General Fund	461,890,334	461,890,334	0	-
3400 Other Funds Ltd	2,880,642	2,880,642	0	-
All Funds	464,770,976	464,770,976	0	-
3170 Overtime Payments				
8000 General Fund	17,441,093	17,441,093	0	-
3400 Other Funds Ltd	2,260,408	2,260,408	0	-
All Funds	19,701,501	19,701,501	0	-
3180 Shift Differential				
8000 General Fund	3,271,026	3,271,026	0	-
3400 Other Funds Ltd	12,174	12,174	0	-

Description	Agency Request Budget (V-01) 2019-21 Base Budget	Governor's Budget (Y-01) 2019-21 Base Budget	Column 2 minus Column 1	% Change from Column 1 to Column 2
	Column 1	Column 2		
All Funds	3,283,200	3,283,200	0	-
3190 All Other Differential				
8000 General Fund	20,702,395	20,702,395	0	-
3400 Other Funds Ltd	112,319	112,319	0	-
All Funds	20,814,714	20,814,714	0	-
TOTAL SALARIES & WAGES				
8000 General Fund	503,304,848	503,304,848	0	-
3400 Other Funds Ltd	5,265,543	5,265,543	0	-
TOTAL SALARIES & WAGES	\$508,570,391	\$508,570,391	0	-
OTHER PAYROLL EXPENSES				
3210 Empl. Rel. Bd. Assessments				
8000 General Fund	201,966	201,966	0	-
3400 Other Funds Ltd	1,225	1,225	0	-
All Funds	203,191	203,191	0	-
3220 Public Employees' Retire Cont				
8000 General Fund	110,878,633	110,878,633	0	-
3400 Other Funds Ltd	1,159,999	1,159,999	0	-
All Funds	112,038,632	112,038,632	0	-
3221 Pension Obligation Bond				
8000 General Fund	24,614,604	24,614,604	0	-
3400 Other Funds Ltd	241,074	241,074	0	-
All Funds	24,855,678	24,855,678	0	-
3230 Social Security Taxes				
8000 General Fund	38,484,388	38,484,388	0	-

Description	Agency Request Budget (V-01) 2019-21 Base Budget	Governor's Budget (Y-01) 2019-21 Base Budget	Column 2 minus Column 1	% Change from Column 1 to Column 2
	Column 1	Column 2		
3400 Other Funds Ltd	402,814	402,814	0	-
All Funds	38,887,202	38,887,202	0	-
3240 Unemployment Assessments				
8000 General Fund	241,990	241,990	0	-
3250 Worker's Comp. Assess. (WCD)				
8000 General Fund	192,033	192,033	0	-
3400 Other Funds Ltd	1,165	1,165	0	-
All Funds	193,198	193,198	0	-
3260 Mass Transit Tax				
8000 General Fund	1,128,233	1,128,233	0	-
3400 Other Funds Ltd	22,271	22,271	0	-
All Funds	1,150,504	1,150,504	0	-
3270 Flexible Benefits				
8000 General Fund	116,244,769	116,244,769	0	-
3400 Other Funds Ltd	706,847	706,847	0	-
All Funds	116,951,616	116,951,616	0	-
TOTAL OTHER PAYROLL EXPENSES				
8000 General Fund	291,986,616	291,986,616	0	-
3400 Other Funds Ltd	2,535,395	2,535,395	0	-
TOTAL OTHER PAYROLL EXPENSES	\$294,522,011	\$294,522,011	0	-
P.S. BUDGET ADJUSTMENTS				
3455 Vacancy Savings				
8000 General Fund	(7,524,478)	(7,524,478)	0	-
3400 Other Funds Ltd	(121,381)	(121,381)	0	-

Description	Agency Request Budget (V-01) 2019-21 Base Budget	Governor's Budget (Y-01) 2019-21 Base Budget	Column 2 minus Column 1	% Change from Column 1 to Column 2
	Column 1	Column 2		
All Funds	(7,645,859)	(7,645,859)	0	-
TOTAL PERSONAL SERVICES				
8000 General Fund	787,766,986	787,766,986	0	-
3400 Other Funds Ltd	7,679,557	7,679,557	0	-
TOTAL PERSONAL SERVICES	\$795,446,543	\$795,446,543	0	-
SERVICES & SUPPLIES				
4100 Instate Travel				
8000 General Fund	1,890,968	1,890,968	0	-
3400 Other Funds Ltd	337,975	337,975	0	-
All Funds	2,228,943	2,228,943	0	-
4125 Out of State Travel				
8000 General Fund	117,496	117,496	0	-
3400 Other Funds Ltd	38,430	38,430	0	-
All Funds	155,926	155,926	0	-
4150 Employee Training				
8000 General Fund	436,671	436,671	0	-
3400 Other Funds Ltd	8,991	8,991	0	-
All Funds	445,662	445,662	0	-
4175 Office Expenses				
8000 General Fund	1,746,068	1,746,068	0	-
3400 Other Funds Ltd	166,975	166,975	0	-
All Funds	1,913,043	1,913,043	0	-
4200 Telecommunications				
8000 General Fund	5,420	5,420	0	-

Description	Agency Request Budget (V-01) 2019-21 Base Budget	Governor's Budget (Y-01) 2019-21 Base Budget	Column 2 minus Column 1	% Change from Column 1 to Column 2
	Column 1	Column 2		
3400 Other Funds Ltd	25,680	25,680	0	-
All Funds	31,100	31,100	0	-
4250 Data Processing				
8000 General Fund	354,718	354,718	0	-
3400 Other Funds Ltd	32,396	32,396	0	-
All Funds	387,114	387,114	0	-
4275 Publicity and Publications				
8000 General Fund	7,737	7,737	0	-
4300 Professional Services				
8000 General Fund	704,700	704,700	0	-
4325 Attorney General				
8000 General Fund	996,399	996,399	0	-
3400 Other Funds Ltd	6,351	6,351	0	-
All Funds	1,002,750	1,002,750	0	-
4375 Employee Recruitment and Develop				
8000 General Fund	168,219	168,219	0	-
3400 Other Funds Ltd	3,613	3,613	0	-
All Funds	171,832	171,832	0	-
4400 Dues and Subscriptions				
8000 General Fund	5,836	5,836	0	-
3400 Other Funds Ltd	439	439	0	-
All Funds	6,275	6,275	0	-
4450 Fuels and Utilities				
8000 General Fund	29,192,483	29,192,483	0	-

Description	Agency Request Budget (V-01) 2019-21 Base Budget	Governor's Budget (Y-01) 2019-21 Base Budget	Column 2 minus Column 1	% Change from Column 1 to Column 2
	Column 1	Column 2		
3400 Other Funds Ltd	23,209	23,209	0	-
All Funds	29,215,692	29,215,692	0	-
4475 Facilities Maintenance				
8000 General Fund	11,801,662	11,801,662	0	-
3400 Other Funds Ltd	342,866	342,866	0	-
All Funds	12,144,528	12,144,528	0	-
4500 Food and Kitchen Supplies				
8000 General Fund	27,129,111	27,129,111	0	-
3400 Other Funds Ltd	1,125,145	1,125,145	0	-
All Funds	28,254,256	28,254,256	0	-
4525 Medical Services and Supplies				
8000 General Fund	58,759	58,759	0	-
3400 Other Funds Ltd	6,639	6,639	0	-
All Funds	65,398	65,398	0	-
4550 Other Care of Residents and Patients				
8000 General Fund	19,871,176	19,871,176	0	-
3400 Other Funds Ltd	2,700,596	2,700,596	0	-
All Funds	22,571,772	22,571,772	0	-
4575 Agency Program Related S and S				
8000 General Fund	94,722	94,722	0	-
4650 Other Services and Supplies				
8000 General Fund	2,607,956	2,607,956	0	-
3400 Other Funds Ltd	2,602,392	2,602,392	0	-
All Funds	5,210,348	5,210,348	0	-

Description	Agency Request Budget (V-01) 2019-21 Base Budget	Governor's Budget (Y-01) 2019-21 Base Budget	Column 2 minus Column 1	% Change from Column 1 to Column 2
	Column 1	Column 2		
4700 Expendable Prop 250 - 5000				
8000 General Fund	937,241	937,241	0	-
3400 Other Funds Ltd	157,386	157,386	0	-
All Funds	1,094,627	1,094,627	0	-
4715 IT Expendable Property				
8000 General Fund	187,549	187,549	0	-
3400 Other Funds Ltd	39,353	39,353	0	-
All Funds	226,902	226,902	0	-
TOTAL SERVICES & SUPPLIES				
8000 General Fund	98,314,891	98,314,891	0	-
3400 Other Funds Ltd	7,618,436	7,618,436	0	-
TOTAL SERVICES & SUPPLIES	\$105,933,327	\$105,933,327	0	-
CAPITAL OUTLAY				
5400 Automotive and Aircraft				
8000 General Fund	708,788	708,788	0	-
5900 Other Capital Outlay				
8000 General Fund	439,446	439,446	0	-
3400 Other Funds Ltd	62,905	62,905	0	-
All Funds	502,351	502,351	0	-
TOTAL CAPITAL OUTLAY				
8000 General Fund	1,148,234	1,148,234	0	-
3400 Other Funds Ltd	62,905	62,905	0	-
TOTAL CAPITAL OUTLAY	\$1,211,139	\$1,211,139	0	-

TOTAL EXPENDITURES

Description	Agency Request Budget (V-01) 2019-21 Base Budget	Governor's Budget (Y-01) 2019-21 Base Budget	Column 2 minus Column 1	% Change from Column 1 to Column 2
	Column 1	Column 2		
8000 General Fund	887,230,111	887,230,111	0	-
3400 Other Funds Ltd	15,360,898	15,360,898	0	-
TOTAL EXPENDITURES	\$902,591,009	\$902,591,009	0	-
ENDING BALANCE				
3400 Other Funds Ltd	2,198,194	2,198,194	0	-
AUTHORIZED POSITIONS				
8150 Class/Unclass Positions	3,331	3,331	0	-
AUTHORIZED FTE				
8250 Class/Unclass FTE Positions	3,320.34	3,320.34	0	-

Description	Agency Request Budget (V-01) 2019-21 Base Budget	Governor's Budget (Y-01) 2019-21 Base Budget	Column 2 minus Column 1	% Change from Column 1 to Column 2
	Column 1	Column 2		
BEGINNING BALANCE				
0025 Beginning Balance				
3400 Other Funds Ltd	3,415,236	3,415,236	0	-
REVENUE CATEGORIES				
GENERAL FUND APPROPRIATION				
0050 General Fund Appropriation				
8000 General Fund	91,224,554	91,224,554	0	-
FEDERAL FUNDS AS OTHER FUNDS				
0355 Federal Revenues				
3400 Other Funds Ltd	48,276	48,276	0	-
CHARGES FOR SERVICES				
0410 Charges for Services				
3400 Other Funds Ltd	3,476	3,476	0	-
FINES, RENTS AND ROYALTIES				
0505 Fines and Forfeitures				
3400 Other Funds Ltd	2,725	2,725	0	-
SALES INCOME				
0705 Sales Income				
3400 Other Funds Ltd	15,659	15,659	0	-
OTHER				
0975 Other Revenues				
3400 Other Funds Ltd	615,135	615,135	0	-
FEDERAL FUNDS REVENUE				
0995 Federal Funds				

Description	Agency Request Budget (V-01) 2019-21 Base Budget	Governor's Budget (Y-01) 2019-21 Base Budget	Column 2 minus Column 1	% Change from Column 1 to Column 2
	Column 1	Column 2		
6400 Federal Funds Ltd	1,039,222	1,039,222	0	-
TRANSFERS IN				
1010 Transfer In - Intrafund				
3400 Other Funds Ltd	87,967	87,967	0	-
TOTAL REVENUES				
8000 General Fund	91,224,554	91,224,554	0	-
3400 Other Funds Ltd	773,238	773,238	0	-
6400 Federal Funds Ltd	1,039,222	1,039,222	0	-
TOTAL REVENUES	\$93,037,014	\$93,037,014	0	-
TRANSFERS OUT				
2010 Transfer Out - Intrafund				
3400 Other Funds Ltd	(1,548,265)	(1,548,265)	0	-
AVAILABLE REVENUES				
8000 General Fund	91,224,554	91,224,554	0	-
3400 Other Funds Ltd	2,640,209	2,640,209	0	-
6400 Federal Funds Ltd	1,039,222	1,039,222	0	-
TOTAL AVAILABLE REVENUES	\$94,903,985	\$94,903,985	0	-
EXPENDITURES				
PERSONAL SERVICES				
SALARIES & WAGES				
3110 Class/Unclass Sal. and Per Diem				
8000 General Fund	25,812,186	25,942,986	130,800	0.51%
3400 Other Funds Ltd	520,800	520,800	0	-
All Funds	26,332,986	26,463,786	130,800	0.50%

Description	Agency Request Budget (V-01) 2019-21 Base Budget	Governor's Budget (Y-01) 2019-21 Base Budget	Column 2 minus Column 1	% Change from Column 1 to Column 2
	Column 1	Column 2		
3160 Temporary Appointments				
8000 General Fund	154,337	154,337	0	-
3170 Overtime Payments				
8000 General Fund	23,429	23,429	0	-
3190 All Other Differential				
8000 General Fund	170,484	170,484	0	-
3400 Other Funds Ltd	21,930	21,930	0	-
All Funds	192,414	192,414	0	-
TOTAL SALARIES & WAGES				
8000 General Fund	26,160,436	26,291,236	130,800	0.50%
3400 Other Funds Ltd	542,730	542,730	0	-
TOTAL SALARIES & WAGES	\$26,703,166	\$26,833,966	\$130,800	0.49%
OTHER PAYROLL EXPENSES				
3210 Empl. Rel. Bd. Assessments				
8000 General Fund	10,004	10,065	61	0.61%
3400 Other Funds Ltd	305	305	0	-
All Funds	10,309	10,370	61	0.59%
3220 Public Employees' Retire Cont				
8000 General Fund	5,729,131	5,757,946	28,815	0.50%
3400 Other Funds Ltd	119,562	119,562	0	-
All Funds	5,848,693	5,877,508	28,815	0.49%
3221 Pension Obligation Bond				
8000 General Fund	1,303,476	1,303,476	0	-
3400 Other Funds Ltd	20,442	20,442	0	-

Description	Agency Request Budget (V-01) 2019-21 Base Budget	Governor's Budget (Y-01) 2019-21 Base Budget	Column 2 minus Column 1	% Change from Column 1 to Column 2
	Column 1	Column 2		
All Funds	1,323,918	1,323,918	0	-
3230 Social Security Taxes				
8000 General Fund	1,985,623	1,995,629	10,006	0.50%
3400 Other Funds Ltd	41,519	41,519	0	-
All Funds	2,027,142	2,037,148	10,006	0.49%
3240 Unemployment Assessments				
8000 General Fund	31,864	31,864	0	-
3400 Other Funds Ltd	254	254	0	-
All Funds	32,118	32,118	0	-
3250 Worker's Comp. Assess. (WCD)				
8000 General Fund	9,570	9,628	58	0.61%
3400 Other Funds Ltd	290	290	0	-
All Funds	9,860	9,918	58	0.59%
3260 Mass Transit Tax				
8000 General Fund	135,960	135,960	0	-
3400 Other Funds Ltd	2,978	2,978	0	-
All Funds	138,938	138,938	0	-
3270 Flexible Benefits				
8000 General Fund	5,770,176	5,805,360	35,184	0.61%
3400 Other Funds Ltd	175,920	175,920	0	-
All Funds	5,946,096	5,981,280	35,184	0.59%
TOTAL OTHER PAYROLL EXPENSES				
8000 General Fund	14,975,804	15,049,928	74,124	0.49%
3400 Other Funds Ltd	361,270	361,270	0	-

Description	Agency Request Budget (V-01) 2019-21 Base Budget	Governor's Budget (Y-01) 2019-21 Base Budget	Column 2 minus Column 1	% Change from Column 1 to Column 2
	Column 1	Column 2		
TOTAL OTHER PAYROLL EXPENSES	\$15,337,074	\$15,411,198	\$74,124	0.48%
P.S. BUDGET ADJUSTMENTS				
3455 Vacancy Savings				
8000 General Fund	(509,823)	(509,823)	0	-
3400 Other Funds Ltd	(31,332)	(31,332)	0	-
All Funds	(541,155)	(541,155)	0	-
3465 Reconciliation Adjustment				
8000 General Fund	-	(204,924)	(204,924)	100.00%
TOTAL P.S. BUDGET ADJUSTMENTS				
8000 General Fund	(509,823)	(714,747)	(204,924)	-40.20%
3400 Other Funds Ltd	(31,332)	(31,332)	0	-
TOTAL P.S. BUDGET ADJUSTMENTS	(\$541,155)	(\$746,079)	(\$204,924)	-37.87%
TOTAL PERSONAL SERVICES				
8000 General Fund	40,626,417	40,626,417	0	-
3400 Other Funds Ltd	872,668	872,668	0	-
TOTAL PERSONAL SERVICES	\$41,499,085	\$41,499,085	0	-
SERVICES & SUPPLIES				
4100 Instate Travel				
8000 General Fund	130,847	130,847	0	-
3400 Other Funds Ltd	17,271	17,271	0	-
6400 Federal Funds Ltd	92,911	92,911	0	-
All Funds	241,029	241,029	0	-
4125 Out of State Travel				
8000 General Fund	18,877	18,877	0	-

Description	Agency Request Budget (V-01) 2019-21 Base Budget	Governor's Budget (Y-01) 2019-21 Base Budget	Column 2 minus Column 1	% Change from Column 1 to Column 2
	Column 1	Column 2		
3400 Other Funds Ltd	21,362	21,362	0	-
All Funds	40,239	40,239	0	-
4150 Employee Training				
8000 General Fund	153,597	153,597	0	-
3400 Other Funds Ltd	630	630	0	-
All Funds	154,227	154,227	0	-
4175 Office Expenses				
8000 General Fund	1,479,920	1,479,920	0	-
3400 Other Funds Ltd	26,131	26,131	0	-
All Funds	1,506,051	1,506,051	0	-
4200 Telecommunications				
8000 General Fund	2,557,336	2,557,336	0	-
6400 Federal Funds Ltd	464,376	464,376	0	-
All Funds	3,021,712	3,021,712	0	-
4225 State Gov. Service Charges				
8000 General Fund	37,299,783	37,299,783	0	-
4250 Data Processing				
8000 General Fund	3,835,164	3,835,164	0	-
3400 Other Funds Ltd	1,272	1,272	0	-
All Funds	3,836,436	3,836,436	0	-
4275 Publicity and Publications				
8000 General Fund	38,623	38,623	0	-
4300 Professional Services				
8000 General Fund	310,459	310,459	0	-

Description	Agency Request Budget (V-01) 2019-21 Base Budget	Governor's Budget (Y-01) 2019-21 Base Budget	Column 2 minus Column 1	% Change from Column 1 to Column 2
	Column 1	Column 2		
6400 Federal Funds Ltd	442,186	442,186	0	-
All Funds	752,645	752,645	0	-
4325 Attorney General				
8000 General Fund	1,909,290	1,909,290	0	-
4375 Employee Recruitment and Develop				
8000 General Fund	2,946	2,946	0	-
4400 Dues and Subscriptions				
8000 General Fund	8,457	8,457	0	-
4425 Facilities Rental and Taxes				
8000 General Fund	1,399,747	1,399,747	0	-
4450 Fuels and Utilities				
8000 General Fund	185,855	185,855	0	-
4475 Facilities Maintenance				
8000 General Fund	8,965	8,965	0	-
4525 Medical Services and Supplies				
8000 General Fund	15,884	15,884	0	-
4550 Other Care of Residents and Patients				
8000 General Fund	5,661	5,661	0	-
4625 Other COP Costs				
8000 General Fund	114,989	114,989	0	-
3400 Other Funds Ltd	721,466	721,466	0	-
All Funds	836,455	836,455	0	-
4650 Other Services and Supplies				
8000 General Fund	832,727	832,727	0	-

Description	Agency Request Budget (V-01) 2019-21 Base Budget	Governor's Budget (Y-01) 2019-21 Base Budget	Column 2 minus Column 1	% Change from Column 1 to Column 2
	Column 1	Column 2		
3400 Other Funds Ltd	412,843	412,843	0	-
All Funds	1,245,570	1,245,570	0	-
4700 Expendable Prop 250 - 5000				
8000 General Fund	66,263	66,263	0	-
3400 Other Funds Ltd	6,322	6,322	0	-
All Funds	72,585	72,585	0	-
4715 IT Expendable Property				
8000 General Fund	48,436	48,436	0	-
3400 Other Funds Ltd	5,338	5,338	0	-
All Funds	53,774	53,774	0	-
TOTAL SERVICES & SUPPLIES				
8000 General Fund	50,423,826	50,423,826	0	-
3400 Other Funds Ltd	1,212,635	1,212,635	0	-
6400 Federal Funds Ltd	999,473	999,473	0	-
TOTAL SERVICES & SUPPLIES	\$52,635,934	\$52,635,934	0	-
CAPITAL OUTLAY				
5100 Office Furniture and Fixtures				
8000 General Fund	64,718	64,718	0	-
5900 Other Capital Outlay				
3400 Other Funds Ltd	500,000	500,000	0	-
TOTAL CAPITAL OUTLAY				
8000 General Fund	64,718	64,718	0	-
3400 Other Funds Ltd	500,000	500,000	0	-
TOTAL CAPITAL OUTLAY	\$564,718	\$564,718	0	-

Description	Agency Request Budget (V-01) 2019-21 Base Budget	Governor's Budget (Y-01) 2019-21 Base Budget	Column 2 minus Column 1	% Change from Column 1 to Column 2
	Column 1	Column 2		
SPECIAL PAYMENTS				
6035 Dist to Individuals				
8000 General Fund	100,664	100,664	0	-
6085 Other Special Payments				
8000 General Fund	8,929	8,929	0	-
TOTAL SPECIAL PAYMENTS				
8000 General Fund	109,593	109,593	0	-
TOTAL EXPENDITURES				
8000 General Fund	91,224,554	91,224,554	0	-
3400 Other Funds Ltd	2,585,303	2,585,303	0	-
6400 Federal Funds Ltd	999,473	999,473	0	-
TOTAL EXPENDITURES	\$94,809,330	\$94,809,330	0	-
ENDING BALANCE				
3400 Other Funds Ltd	54,906	54,906	0	-
6400 Federal Funds Ltd	39,749	39,749	0	-
TOTAL ENDING BALANCE	\$94,655	\$94,655	0	-
AUTHORIZED POSITIONS				
8150 Class/Unclass Positions	170	171	1	0.59%
8180 Position Reconciliation	-	(1)	(1)	100.00%
TOTAL AUTHORIZED POSITIONS	170	170	0	-
AUTHORIZED FTE				
8250 Class/Unclass FTE Positions	169.09	170.09	1.00	0.59%
8280 FTE Reconciliation	-	(1.00)	(1.00)	100.00%
TOTAL AUTHORIZED FTE	169.09	169.09	0	-

Description	Agency Request Budget (V-01) 2019-21 Base Budget	Governor's Budget (Y-01) 2019-21 Base Budget	Column 2 minus Column 1	% Change from Column 1 to Column 2
	Column 1	Column 2		
BEGINNING BALANCE				
0025 Beginning Balance				
3400 Other Funds Ltd	4,507,666	4,507,666	0	-
REVENUE CATEGORIES				
GENERAL FUND APPROPRIATION				
0050 General Fund Appropriation				
8000 General Fund	60,916,409	60,916,409	0	-
CHARGES FOR SERVICES				
0410 Charges for Services				
3400 Other Funds Ltd	5,714,624	5,714,624	0	-
FINES, RENTS AND ROYALTIES				
0510 Rents and Royalties				
3400 Other Funds Ltd	313,429	313,429	0	-
SALES INCOME				
0705 Sales Income				
3400 Other Funds Ltd	598,800	598,800	0	-
OTHER				
0975 Other Revenues				
3400 Other Funds Ltd	533,447	533,447	0	-
TOTAL REVENUES				
8000 General Fund	60,916,409	60,916,409	0	-
3400 Other Funds Ltd	7,160,300	7,160,300	0	-
TOTAL REVENUES	\$68,076,709	\$68,076,709	0	-

AVAILABLE REVENUES

Description	Agency Request Budget (V-01) 2019-21 Base Budget	Governor's Budget (Y-01) 2019-21 Base Budget	Column 2 minus Column 1	% Change from Column 1 to Column 2
	Column 1	Column 2		
8000 General Fund	60,916,409	60,916,409	0	-
3400 Other Funds Ltd	11,667,966	11,667,966	0	-
TOTAL AVAILABLE REVENUES	\$72,584,375	\$72,584,375	0	-
EXPENDITURES				
PERSONAL SERVICES				
SALARIES & WAGES				
3110 Class/Unclass Sal. and Per Diem				
8000 General Fund	33,766,728	33,635,928	(130,800)	-0.39%
3400 Other Funds Ltd	4,212,872	4,212,872	0	-
All Funds	37,979,600	37,848,800	(130,800)	-0.34%
3160 Temporary Appointments				
8000 General Fund	32,780	32,780	0	-
3170 Overtime Payments				
8000 General Fund	227,518	227,518	0	-
3400 Other Funds Ltd	24,831	24,831	0	-
All Funds	252,349	252,349	0	-
3190 All Other Differential				
8000 General Fund	220,506	220,506	0	-
3400 Other Funds Ltd	82,363	82,363	0	-
All Funds	302,869	302,869	0	-
TOTAL SALARIES & WAGES				
8000 General Fund	34,247,532	34,116,732	(130,800)	-0.38%
3400 Other Funds Ltd	4,320,066	4,320,066	0	-
TOTAL SALARIES & WAGES	\$38,567,598	\$38,436,798	(\$130,800)	-0.34%

Description	Agency Request Budget (V-01) 2019-21 Base Budget	Governor's Budget (Y-01) 2019-21 Base Budget	Column 2 minus Column 1	% Change from Column 1 to Column 2
	Column 1	Column 2		
OTHER PAYROLL EXPENSES				
3210 Empl. Rel. Bd. Assessments				
8000 General Fund	12,810	12,749	(61)	-0.48%
3400 Other Funds Ltd	2,013	2,013	0	-
All Funds	14,823	14,762	(61)	-0.41%
3220 Public Employees' Retire Cont				
8000 General Fund	7,537,504	7,508,689	(28,815)	-0.38%
3400 Other Funds Ltd	951,705	951,705	0	-
All Funds	8,489,209	8,460,394	(28,815)	-0.34%
3221 Pension Obligation Bond				
8000 General Fund	1,851,532	1,851,532	0	-
3400 Other Funds Ltd	226,366	226,366	0	-
All Funds	2,077,898	2,077,898	0	-
3230 Social Security Taxes				
8000 General Fund	2,619,726	2,609,720	(10,006)	-0.38%
3400 Other Funds Ltd	330,484	330,484	0	-
All Funds	2,950,210	2,940,204	(10,006)	-0.34%
3240 Unemployment Assessments				
8000 General Fund	13,934	13,934	0	-
3400 Other Funds Ltd	81	81	0	-
All Funds	14,015	14,015	0	-
3250 Worker's Comp. Assess. (WCD)				
8000 General Fund	12,180	12,122	(58)	-0.48%
3400 Other Funds Ltd	1,914	1,914	0	-

Description	Agency Request Budget (V-01) 2019-21 Base Budget	Governor's Budget (Y-01) 2019-21 Base Budget	Column 2 minus Column 1	% Change from Column 1 to Column 2
	Column 1	Column 2		
All Funds	14,094	14,036	(58)	-0.41%
3260 Mass Transit Tax				
8000 General Fund	186,216	186,216	0	-
3400 Other Funds Ltd	23,572	23,572	0	-
All Funds	209,788	209,788	0	-
3270 Flexible Benefits				
8000 General Fund	7,388,640	7,353,456	(35,184)	-0.48%
3400 Other Funds Ltd	1,161,072	1,161,072	0	-
All Funds	8,549,712	8,514,528	(35,184)	-0.41%
TOTAL OTHER PAYROLL EXPENSES				
8000 General Fund	19,622,542	19,548,418	(74,124)	-0.38%
3400 Other Funds Ltd	2,697,207	2,697,207	0	-
TOTAL OTHER PAYROLL EXPENSES	\$22,319,749	\$22,245,625	(\$74,124)	-0.33%
P.S. BUDGET ADJUSTMENTS				
3455 Vacancy Savings				
8000 General Fund	(671,049)	(671,049)	0	-
3400 Other Funds Ltd	(256,680)	(256,680)	0	-
All Funds	(927,729)	(927,729)	0	-
3465 Reconciliation Adjustment				
8000 General Fund	-	204,924	204,924	100.00%
TOTAL P.S. BUDGET ADJUSTMENTS				
8000 General Fund	(671,049)	(466,125)	204,924	30.54%
3400 Other Funds Ltd	(256,680)	(256,680)	0	-
TOTAL P.S. BUDGET ADJUSTMENTS	(\$927,729)	(\$722,805)	\$204,924	22.09%

Description	Agency Request Budget (V-01) 2019-21 Base Budget	Governor's Budget (Y-01) 2019-21 Base Budget	Column 2 minus Column 1	% Change from Column 1 to Column 2
	Column 1	Column 2		
TOTAL PERSONAL SERVICES				
8000 General Fund	53,199,025	53,199,025	0	-
3400 Other Funds Ltd	6,760,593	6,760,593	0	-
TOTAL PERSONAL SERVICES	\$59,959,618	\$59,959,618	0	-
SERVICES & SUPPLIES				
4100 Instate Travel				
8000 General Fund	283,435	283,435	0	-
3400 Other Funds Ltd	26,302	26,302	0	-
All Funds	309,737	309,737	0	-
4125 Out of State Travel				
8000 General Fund	5,081	5,081	0	-
4150 Employee Training				
8000 General Fund	220,793	220,793	0	-
3400 Other Funds Ltd	1,094	1,094	0	-
All Funds	221,887	221,887	0	-
4175 Office Expenses				
8000 General Fund	117,880	117,880	0	-
3400 Other Funds Ltd	118,532	118,532	0	-
All Funds	236,412	236,412	0	-
4200 Telecommunications				
8000 General Fund	2,037,830	2,037,830	0	-
4250 Data Processing				
8000 General Fund	849,191	849,191	0	-
3400 Other Funds Ltd	9,431	9,431	0	-

Version / Column Comparison Report - Detail
 2019-21 Biennium
 Administrative Services Division

Cross Reference Number:29100-006-00-00-00000

Description	Agency Request Budget (V-01) 2019-21 Base Budget	Governor's Budget (Y-01) 2019-21 Base Budget	Column 2 minus Column 1	% Change from Column 1 to Column 2
	Column 1	Column 2		
All Funds	858,622	858,622	0	-
4275 Publicity and Publications				
8000 General Fund	4,493	4,493	0	-
4300 Professional Services				
8000 General Fund	470,309	470,309	0	-
4325 Attorney General				
8000 General Fund	682,103	682,103	0	-
3400 Other Funds Ltd	2,422	2,422	0	-
All Funds	684,525	684,525	0	-
4375 Employee Recruitment and Develop				
8000 General Fund	13,181	13,181	0	-
4400 Dues and Subscriptions				
8000 General Fund	9,867	9,867	0	-
3400 Other Funds Ltd	546	546	0	-
All Funds	10,413	10,413	0	-
4450 Fuels and Utilities				
8000 General Fund	714,994	714,994	0	-
3400 Other Funds Ltd	125,779	125,779	0	-
All Funds	840,773	840,773	0	-
4475 Facilities Maintenance				
8000 General Fund	834,140	834,140	0	-
3400 Other Funds Ltd	367,035	367,035	0	-
All Funds	1,201,175	1,201,175	0	-
4500 Food and Kitchen Supplies				

Description	Agency Request Budget (V-01) 2019-21 Base Budget	Governor's Budget (Y-01) 2019-21 Base Budget	Column 2 minus Column 1	% Change from Column 1 to Column 2
	Column 1	Column 2		
8000 General Fund	4,985	4,985	0	-
3400 Other Funds Ltd	501,318	501,318	0	-
All Funds	506,303	506,303	0	-
4525 Medical Services and Supplies				
8000 General Fund	2,091	2,091	0	-
4550 Other Care of Residents and Patients				
8000 General Fund	35,031	35,031	0	-
3400 Other Funds Ltd	79,734	79,734	0	-
All Funds	114,765	114,765	0	-
4650 Other Services and Supplies				
8000 General Fund	328,319	328,319	0	-
3400 Other Funds Ltd	472,768	472,768	0	-
All Funds	801,087	801,087	0	-
4700 Expendable Prop 250 - 5000				
8000 General Fund	36,632	36,632	0	-
3400 Other Funds Ltd	10,877	10,877	0	-
All Funds	47,509	47,509	0	-
4715 IT Expendable Property				
3400 Other Funds Ltd	14,227	14,227	0	-
TOTAL SERVICES & SUPPLIES				
8000 General Fund	6,650,355	6,650,355	0	-
3400 Other Funds Ltd	1,730,065	1,730,065	0	-
TOTAL SERVICES & SUPPLIES	\$8,380,420	\$8,380,420	0	-

CAPITAL OUTLAY

Version / Column Comparison Report - Detail
 2019-21 Biennium
 Administrative Services Division

Cross Reference Number:29100-006-00-00-00000

Description	Agency Request Budget (V-01) 2019-21 Base Budget	Governor's Budget (Y-01) 2019-21 Base Budget	Column 2 minus Column 1	% Change from Column 1 to Column 2
	Column 1	Column 2		
5150 Telecommunications Equipment				
8000 General Fund	71,055	71,055	0	-
5250 Household and Institutional Equip.				
8000 General Fund	165,214	165,214	0	-
5350 Industrial and Heavy Equipment				
8000 General Fund	10,085	10,085	0	-
5550 Data Processing Software				
8000 General Fund	20,773	20,773	0	-
5600 Data Processing Hardware				
8000 General Fund	26,132	26,132	0	-
5900 Other Capital Outlay				
8000 General Fund	773,770	773,770	0	-
TOTAL CAPITAL OUTLAY				
8000 General Fund	1,067,029	1,067,029	0	-
TOTAL EXPENDITURES				
8000 General Fund	60,916,409	60,916,409	0	-
3400 Other Funds Ltd	8,490,658	8,490,658	0	-
TOTAL EXPENDITURES	\$69,407,067	\$69,407,067	0	-
ENDING BALANCE				
3400 Other Funds Ltd	3,177,308	3,177,308	0	-
AUTHORIZED POSITIONS				
8150 Class/Unclass Positions	244	243	(1)	-0.41%
8180 Position Reconciliation	-	1	1	100.00%
TOTAL AUTHORIZED POSITIONS	244	244	0	-

Description	Agency Request Budget (V-01) 2019-21 Base Budget	Governor's Budget (Y-01) 2019-21 Base Budget	Column 2 minus Column 1	% Change from Column 1 to Column 2
	Column 1	Column 2		
AUTHORIZED FTE				
8250 Class/Unclass FTE Positions	243.16	242.16	(1.00)	-0.41%
8280 FTE Reconciliation	-	1.00	1.00	100.00%
TOTAL AUTHORIZED FTE	243.16	243.16	0	-

Description	Agency Request Budget (V-01) 2019-21 Base Budget	Governor's Budget (Y-01) 2019-21 Base Budget	Column 2 minus Column 1	% Change from Column 1 to Column 2
	Column 1	Column 2		
BEGINNING BALANCE				
0025 Beginning Balance				
3400 Other Funds Ltd	379,725	379,725	0	-
REVENUE CATEGORIES				
GENERAL FUND APPROPRIATION				
0050 General Fund Appropriation				
8000 General Fund	294,836,265	294,836,265	0	-
CHARGES FOR SERVICES				
0410 Charges for Services				
3400 Other Funds Ltd	1,391,004	1,391,004	0	-
FINES, RENTS AND ROYALTIES				
0505 Fines and Forfeitures				
3400 Other Funds Ltd	214,354	214,354	0	-
0510 Rents and Royalties				
3400 Other Funds Ltd	17,723	17,723	0	-
TOTAL FINES, RENTS AND ROYALTIES				
3400 Other Funds Ltd	232,077	232,077	0	-
SALES INCOME				
0705 Sales Income				
3400 Other Funds Ltd	91	91	0	-
DONATIONS AND CONTRIBUTIONS				
0905 Donations				
3400 Other Funds Ltd	46,733	46,733	0	-
0910 Grants (Non-Fed)				

Version / Column Comparison Report - Detail
 2019-21 Biennium
 Community Corrections

Cross Reference Number:29100-009-00-00-00000

Description	Agency Request Budget (V-01) 2019-21 Base Budget	Governor's Budget (Y-01) 2019-21 Base Budget	Column 2 minus Column 1	% Change from Column 1 to Column 2
	Column 1	Column 2		
3400 Other Funds Ltd	397,365	397,365	0	-
TOTAL DONATIONS AND CONTRIBUTIONS				
3400 Other Funds Ltd	444,098	444,098	0	-
OTHER				
0975 Other Revenues				
3400 Other Funds Ltd	309,725	309,725	0	-
TRANSFERS IN				
1010 Transfer In - Intrafund				
3400 Other Funds Ltd	94,395	94,395	0	-
1050 Transfer In Other				
3400 Other Funds Ltd	4,727,007	-	(4,727,007)	-100.00%
1150 Tsfr From Revenue, Dept of				
3400 Other Funds Ltd	-	4,419,203	4,419,203	100.00%
1213 Tsfr From Criminal Justice Comm				
3400 Other Funds Ltd	552,735	552,735	0	-
TOTAL TRANSFERS IN				
3400 Other Funds Ltd	5,374,137	5,066,333	(307,804)	-5.73%
TOTAL REVENUES				
8000 General Fund	294,836,265	294,836,265	0	-
3400 Other Funds Ltd	7,751,132	7,443,328	(307,804)	-3.97%
TOTAL REVENUES	\$302,587,397	\$302,279,593	(\$307,804)	-0.10%
AVAILABLE REVENUES				
8000 General Fund	294,836,265	294,836,265	0	-
3400 Other Funds Ltd	8,130,857	7,823,053	(307,804)	-3.79%

Description	Agency Request Budget (V-01) 2019-21 Base Budget	Governor's Budget (Y-01) 2019-21 Base Budget	Column 2 minus Column 1	% Change from Column 1 to Column 2
	Column 1	Column 2		
TOTAL AVAILABLE REVENUES	\$302,967,122	\$302,659,318	(\$307,804)	-0.10%
EXPENDITURES				
PERSONAL SERVICES				
SALARIES & WAGES				
3110 Class/Unclass Sal. and Per Diem				
8000 General Fund	11,370,720	11,370,720	0	-
3170 Overtime Payments				
8000 General Fund	10,090	10,090	0	-
3190 All Other Differential				
8000 General Fund	274,788	274,788	0	-
TOTAL SALARIES & WAGES				
8000 General Fund	11,655,598	11,655,598	0	-
OTHER PAYROLL EXPENSES				
3210 Empl. Rel. Bd. Assessments				
8000 General Fund	4,453	4,453	0	-
3220 Public Employees' Retire Cont				
8000 General Fund	2,567,726	2,567,726	0	-
3221 Pension Obligation Bond				
8000 General Fund	571,001	571,001	0	-
3400 Other Funds Ltd	837	837	0	-
All Funds	571,838	571,838	0	-
3230 Social Security Taxes				
8000 General Fund	889,372	889,372	0	-
3250 Worker's Comp. Assess. (WCD)				

Description	Agency Request Budget (V-01) 2019-21 Base Budget	Governor's Budget (Y-01) 2019-21 Base Budget	Column 2 minus Column 1	% Change from Column 1 to Column 2
	Column 1	Column 2		
8000 General Fund	4,234	4,234	0	-
3260 Mass Transit Tax				
8000 General Fund	59,221	59,221	0	-
3400 Other Funds Ltd	87	87	0	-
All Funds	59,308	59,308	0	-
3270 Flexible Benefits				
8000 General Fund	2,568,432	2,568,432	0	-
TOTAL OTHER PAYROLL EXPENSES				
8000 General Fund	6,664,439	6,664,439	0	-
3400 Other Funds Ltd	924	924	0	-
TOTAL OTHER PAYROLL EXPENSES	\$6,665,363	\$6,665,363	0	-
P.S. BUDGET ADJUSTMENTS				
3455 Vacancy Savings				
8000 General Fund	(227,973)	(227,973)	0	-
3400 Other Funds Ltd	(14,491)	(14,491)	0	-
All Funds	(242,464)	(242,464)	0	-
TOTAL PERSONAL SERVICES				
8000 General Fund	18,092,064	18,092,064	0	-
3400 Other Funds Ltd	(13,567)	(13,567)	0	-
TOTAL PERSONAL SERVICES	\$18,078,497	\$18,078,497	0	-
SERVICES & SUPPLIES				
4100 Instate Travel				
8000 General Fund	36,550	36,550	0	-
4125 Out of State Travel				

Version / Column Comparison Report - Detail
 2019-21 Biennium
 Community Corrections

Cross Reference Number:29100-009-00-00-00000

Description	Agency Request Budget (V-01) 2019-21 Base Budget	Governor's Budget (Y-01) 2019-21 Base Budget	Column 2 minus Column 1	% Change from Column 1 to Column 2
	Column 1	Column 2		
8000 General Fund	9,861	9,861	0	-
4150 Employee Training				
8000 General Fund	28,909	28,909	0	-
4175 Office Expenses				
8000 General Fund	88,818	88,818	0	-
4250 Data Processing				
8000 General Fund	46,962	46,962	0	-
4275 Publicity and Publications				
8000 General Fund	666	666	0	-
4300 Professional Services				
8000 General Fund	104,048	104,048	0	-
4325 Attorney General				
8000 General Fund	59,207	59,207	0	-
4375 Employee Recruitment and Develop				
8000 General Fund	690	690	0	-
4475 Facilities Maintenance				
8000 General Fund	9,358	9,358	0	-
4500 Food and Kitchen Supplies				
8000 General Fund	319	319	0	-
4550 Other Care of Residents and Patients				
8000 General Fund	1,558	1,558	0	-
3400 Other Funds Ltd	1,466,745	1,466,745	0	-
All Funds	1,468,303	1,468,303	0	-
4650 Other Services and Supplies				

Description	Agency Request Budget (V-01) 2019-21 Base Budget	Governor's Budget (Y-01) 2019-21 Base Budget	Column 2 minus Column 1	% Change from Column 1 to Column 2
	Column 1	Column 2		
8000 General Fund	30,417	30,417	0	-
3400 Other Funds Ltd	6,562	6,562	0	-
All Funds	36,979	36,979	0	-
4700 Expendable Prop 250 - 5000				
8000 General Fund	11,644	11,644	0	-
4715 IT Expendable Property				
8000 General Fund	1,017	1,017	0	-
TOTAL SERVICES & SUPPLIES				
8000 General Fund	430,024	430,024	0	-
3400 Other Funds Ltd	1,473,307	1,473,307	0	-
TOTAL SERVICES & SUPPLIES	\$1,903,331	\$1,903,331	0	-
CAPITAL OUTLAY				
5600 Data Processing Hardware				
8000 General Fund	1,852	1,852	0	-
SPECIAL PAYMENTS				
6020 Dist to Counties				
8000 General Fund	276,312,325	276,312,325	0	-
3400 Other Funds Ltd	5,513,820	5,513,820	0	-
All Funds	281,826,145	281,826,145	0	-
TOTAL EXPENDITURES				
8000 General Fund	294,836,265	294,836,265	0	-
3400 Other Funds Ltd	6,973,560	6,973,560	0	-
TOTAL EXPENDITURES	\$301,809,825	\$301,809,825	0	-
ENDING BALANCE				

Description	Agency Request Budget (V-01) 2019-21 Base Budget	Governor's Budget (Y-01) 2019-21 Base Budget	Column 2 minus Column 1	% Change from Column 1 to Column 2
	Column 1	Column 2		
3400 Other Funds Ltd	1,157,297	849,493	(307,804)	-26.60%
AUTHORIZED POSITIONS				
8150 Class/Unclass Positions	73	73	0	-
AUTHORIZED FTE				
8250 Class/Unclass FTE Positions	73.00	73.00	0	-

Description	Agency Request Budget (V-01) 2019-21 Base Budget	Governor's Budget (Y-01) 2019-21 Base Budget	Column 2 minus Column 1	% Change from Column 1 to Column 2
	Column 1	Column 2		

REVENUE CATEGORIES

GENERAL FUND APPROPRIATION

0050 General Fund Appropriation

8000 General Fund	269,580,562	269,580,562	0	-
-------------------	-------------	-------------	---	---

FEDERAL FUNDS AS OTHER FUNDS

0355 Federal Revenues

3400 Other Funds Ltd	182,677	182,677	0	-
----------------------	---------	---------	---	---

CHARGES FOR SERVICES

0410 Charges for Services

3400 Other Funds Ltd	31,232	31,232	0	-
----------------------	--------	--------	---	---

FINES, RENTS AND ROYALTIES

0505 Fines and Forfeitures

3400 Other Funds Ltd	320,242	320,242	0	-
----------------------	---------	---------	---	---

SALES INCOME

0705 Sales Income

3400 Other Funds Ltd	50,458	50,458	0	-
----------------------	--------	--------	---	---

OTHER

0975 Other Revenues

3400 Other Funds Ltd	140,220	140,220	0	-
----------------------	---------	---------	---	---

FEDERAL FUNDS REVENUE

0995 Federal Funds

6400 Federal Funds Ltd	3,494,360	3,494,360	0	-
------------------------	-----------	-----------	---	---

TOTAL REVENUES

8000 General Fund	269,580,562	269,580,562	0	-
-------------------	-------------	-------------	---	---

2019-21 Biennium

Health Services

Description	Agency Request Budget (V-01) 2019-21 Base Budget	Governor's Budget (Y-01) 2019-21 Base Budget	Column 2 minus Column 1	% Change from Column 1 to Column 2
	Column 1	Column 2		
3400 Other Funds Ltd	724,829	724,829	0	-
6400 Federal Funds Ltd	3,494,360	3,494,360	0	-
TOTAL REVENUES	\$273,799,751	\$273,799,751	0	-
AVAILABLE REVENUES				
8000 General Fund	269,580,562	269,580,562	0	-
3400 Other Funds Ltd	724,829	724,829	0	-
6400 Federal Funds Ltd	3,494,360	3,494,360	0	-
TOTAL AVAILABLE REVENUES	\$273,799,751	\$273,799,751	0	-
EXPENDITURES				
PERSONAL SERVICES				
SALARIES & WAGES				
3110 Class/Unclass Sal. and Per Diem				
8000 General Fund	101,602,369	101,602,369	0	-
3170 Overtime Payments				
8000 General Fund	1,256,262	1,256,262	0	-
3180 Shift Differential				
8000 General Fund	928,268	928,268	0	-
3190 All Other Differential				
8000 General Fund	2,691,182	2,691,182	0	-
TOTAL SALARIES & WAGES				
8000 General Fund	106,478,081	106,478,081	0	-
OTHER PAYROLL EXPENSES				
3210 Empl. Rel. Bd. Assessments				
8000 General Fund	34,828	34,828	0	-

Description	Agency Request Budget (V-01) 2019-21 Base Budget	Governor's Budget (Y-01) 2019-21 Base Budget	Column 2 minus Column 1	% Change from Column 1 to Column 2
	Column 1	Column 2		
3220 Public Employees' Retire Cont				
8000 General Fund	23,457,066	23,457,066	0	-
3221 Pension Obligation Bond				
8000 General Fund	5,497,402	5,497,402	0	-
3230 Social Security Taxes				
8000 General Fund	7,626,315	7,626,315	0	-
3240 Unemployment Assessments				
8000 General Fund	31,512	31,512	0	-
3250 Worker's Comp. Assess. (WCD)				
8000 General Fund	33,122	33,122	0	-
3260 Mass Transit Tax				
8000 General Fund	328,967	328,967	0	-
3270 Flexible Benefits				
8000 General Fund	19,949,328	19,949,328	0	-
TOTAL OTHER PAYROLL EXPENSES				
8000 General Fund	56,958,540	56,958,540	0	-
P.S. BUDGET ADJUSTMENTS				
3455 Vacancy Savings				
8000 General Fund	(1,996,951)	(1,996,951)	0	-
TOTAL PERSONAL SERVICES				
8000 General Fund	161,439,670	161,439,670	0	-
SERVICES & SUPPLIES				
4100 Instate Travel				
8000 General Fund	303,860	303,860	0	-

Version / Column Comparison Report - Detail
 2019-21 Biennium
 Health Services

Cross Reference Number:29100-010-00-00-00000

Description	Agency Request Budget (V-01) 2019-21 Base Budget	Governor's Budget (Y-01) 2019-21 Base Budget	Column 2 minus Column 1	% Change from Column 1 to Column 2
	Column 1	Column 2		
4150 Employee Training				
8000 General Fund	97,828	97,828	0	-
4175 Office Expenses				
8000 General Fund	735,059	735,059	0	-
4200 Telecommunications				
8000 General Fund	200,000	200,000	0	-
4250 Data Processing				
8000 General Fund	22,734	22,734	0	-
4375 Employee Recruitment and Develop				
8000 General Fund	3,939	3,939	0	-
4475 Facilities Maintenance				
8000 General Fund	88,360	88,360	0	-
4525 Medical Services and Supplies				
8000 General Fund	106,490,044	106,490,044	0	-
3400 Other Funds Ltd	667,029	667,029	0	-
6400 Federal Funds Ltd	3,353,513	3,353,513	0	-
All Funds	110,510,586	110,510,586	0	-
4650 Other Services and Supplies				
8000 General Fund	51,151	51,151	0	-
4700 Expendable Prop 250 - 5000				
8000 General Fund	70,733	70,733	0	-
4715 IT Expendable Property				
8000 General Fund	77,184	77,184	0	-
TOTAL SERVICES & SUPPLIES				

Version / Column Comparison Report - Detail
 2019-21 Biennium
 Health Services

Cross Reference Number:29100-010-00-00-00000

Description	Agency Request Budget (V-01) 2019-21 Base Budget	Governor's Budget (Y-01) 2019-21 Base Budget	Column 2 minus Column 1	% Change from Column 1 to Column 2
	Column 1	Column 2		
8000 General Fund	108,140,892	108,140,892	0	-
3400 Other Funds Ltd	667,029	667,029	0	-
6400 Federal Funds Ltd	3,353,513	3,353,513	0	-
TOTAL SERVICES & SUPPLIES	\$112,161,434	\$112,161,434	0	-
TOTAL EXPENDITURES				
8000 General Fund	269,580,562	269,580,562	0	-
3400 Other Funds Ltd	667,029	667,029	0	-
6400 Federal Funds Ltd	3,353,513	3,353,513	0	-
TOTAL EXPENDITURES	\$273,601,104	\$273,601,104	0	-
ENDING BALANCE				
3400 Other Funds Ltd	57,800	57,800	0	-
6400 Federal Funds Ltd	140,847	140,847	0	-
TOTAL ENDING BALANCE	\$198,647	\$198,647	0	-
AUTHORIZED POSITIONS				
8150 Class/Unclass Positions	571	571	0	-
AUTHORIZED FTE				
8250 Class/Unclass FTE Positions	559.27	559.27	0	-

Version / Column Comparison Report - Detail
 2019-21 Biennium
 Offender Management & Rehabilitation

Cross Reference Number:29100-011-00-00-00000

Description	Agency Request Budget (V-01) 2019-21 Base Budget	Governor's Budget (Y-01) 2019-21 Base Budget	Column 2 minus Column 1	% Change from Column 1 to Column 2
	Column 1	Column 2		
BEGINNING BALANCE				
0025 Beginning Balance				
3400 Other Funds Ltd	7,048,290	7,048,290	0	-
0030 Beginning Balance Adjustment				
3400 Other Funds Ltd	-	(140,000)	(140,000)	100.00%
TOTAL BEGINNING BALANCE				
3400 Other Funds Ltd	7,048,290	6,908,290	(140,000)	-1.99%
REVENUE CATEGORIES				
GENERAL FUND APPROPRIATION				
0050 General Fund Appropriation				
8000 General Fund	74,516,135	74,516,135	0	-
CHARGES FOR SERVICES				
0410 Charges for Services				
3400 Other Funds Ltd	786,592	786,592	0	-
DONATIONS AND CONTRIBUTIONS				
0905 Donations				
3400 Other Funds Ltd	34,834	34,834	0	-
OTHER				
0975 Other Revenues				
3400 Other Funds Ltd	1,887,897	1,887,897	0	-
TRANSFERS IN				
1010 Transfer In - Intrafund				
3400 Other Funds Ltd	1,079,261	1,079,261	0	-
1137 Tsfr From Justice, Dept of				

Version / Column Comparison Report - Detail
 2019-21 Biennium
 Offender Management & Rehabilitation

Cross Reference Number:29100-011-00-00-00000

Description	Agency Request Budget (V-01) 2019-21 Base Budget	Governor's Budget (Y-01) 2019-21 Base Budget	Column 2 minus Column 1	% Change from Column 1 to Column 2
	Column 1	Column 2		
3400 Other Funds Ltd	26,000	26,000	0	-
1525 Tsfr From HECC				
3400 Other Funds Ltd	189,850	189,850	0	-
1581 Tsfr From Education, Dept of				
3400 Other Funds Ltd	208,074	208,074	0	-
TOTAL TRANSFERS IN				
3400 Other Funds Ltd	1,503,185	1,503,185	0	-
TOTAL REVENUES				
8000 General Fund	74,516,135	74,516,135	0	-
3400 Other Funds Ltd	4,212,508	4,212,508	0	-
TOTAL REVENUES	\$78,728,643	\$78,728,643	0	-
AVAILABLE REVENUES				
8000 General Fund	74,516,135	74,516,135	0	-
3400 Other Funds Ltd	11,260,798	11,120,798	(140,000)	-1.24%
TOTAL AVAILABLE REVENUES	\$85,776,933	\$85,636,933	(\$140,000)	-0.16%
EXPENDITURES				
PERSONAL SERVICES				
SALARIES & WAGES				
3110 Class/Unclass Sal. and Per Diem				
8000 General Fund	28,804,680	28,804,680	0	-
3160 Temporary Appointments				
8000 General Fund	383,643	383,643	0	-
3170 Overtime Payments				
8000 General Fund	195,541	195,541	0	-

Version / Column Comparison Report - Detail
 2019-21 Biennium
 Offender Management & Rehabilitation

Cross Reference Number:29100-011-00-00-00000

Description	Agency Request Budget (V-01) 2019-21 Base Budget	Governor's Budget (Y-01) 2019-21 Base Budget	Column 2 minus Column 1	% Change from Column 1 to Column 2
	Column 1	Column 2		
3190 All Other Differential				
8000 General Fund	182,843	182,843	0	-
TOTAL SALARIES & WAGES				
8000 General Fund	29,566,707	29,566,707	0	-
OTHER PAYROLL EXPENSES				
3210 Empl. Rel. Bd. Assessments				
8000 General Fund	12,627	12,627	0	-
3220 Public Employees' Retire Cont				
8000 General Fund	6,429,030	6,429,030	0	-
3221 Pension Obligation Bond				
8000 General Fund	1,416,176	1,416,176	0	-
3230 Social Security Taxes				
8000 General Fund	2,259,590	2,259,590	0	-
3240 Unemployment Assessments				
8000 General Fund	22,608	22,608	0	-
3250 Worker's Comp. Assess. (WCD)				
8000 General Fund	12,006	12,006	0	-
3260 Mass Transit Tax				
8000 General Fund	150,720	150,720	0	-
3270 Flexible Benefits				
8000 General Fund	7,283,088	7,283,088	0	-
TOTAL OTHER PAYROLL EXPENSES				
8000 General Fund	17,585,845	17,585,845	0	-
P.S. BUDGET ADJUSTMENTS				

Version / Column Comparison Report - Detail
 2019-21 Biennium
 Offender Management & Rehabilitation

Cross Reference Number:29100-011-00-00-00000

Description	Agency Request Budget (V-01) 2019-21 Base Budget	Governor's Budget (Y-01) 2019-21 Base Budget	Column 2 minus Column 1	% Change from Column 1 to Column 2
	Column 1	Column 2		
3455 Vacancy Savings				
8000 General Fund	(1,607,105)	(1,607,105)	0	-
TOTAL PERSONAL SERVICES				
8000 General Fund	45,545,447	45,545,447	0	-
SERVICES & SUPPLIES				
4100 Instate Travel				
8000 General Fund	193,815	193,815	0	-
4125 Out of State Travel				
8000 General Fund	10,492	10,492	0	-
3400 Other Funds Ltd	1,953	1,953	0	-
All Funds	12,445	12,445	0	-
4150 Employee Training				
8000 General Fund	45,466	45,466	0	-
3400 Other Funds Ltd	12,900	12,900	0	-
All Funds	58,366	58,366	0	-
4175 Office Expenses				
8000 General Fund	782,576	782,576	0	-
3400 Other Funds Ltd	17,459	17,459	0	-
All Funds	800,035	800,035	0	-
4200 Telecommunications				
8000 General Fund	162,672	162,672	0	-
3400 Other Funds Ltd	86	86	0	-
All Funds	162,758	162,758	0	-
4250 Data Processing				

Version / Column Comparison Report - Detail
 2019-21 Biennium
 Offender Management & Rehabilitation

Cross Reference Number:29100-011-00-00-00000

Description	Agency Request Budget (V-01) 2019-21 Base Budget	Governor's Budget (Y-01) 2019-21 Base Budget	Column 2 minus Column 1	% Change from Column 1 to Column 2
	Column 1	Column 2		
8000 General Fund	121,684	121,684	0	-
3400 Other Funds Ltd	110	110	0	-
All Funds	121,794	121,794	0	-
4275 Publicity and Publications				
8000 General Fund	3,216	3,216	0	-
4300 Professional Services				
8000 General Fund	15,599,240	15,599,240	0	-
3400 Other Funds Ltd	3,447,194	3,447,194	0	-
All Funds	19,046,434	19,046,434	0	-
4325 Attorney General				
8000 General Fund	518,631	518,631	0	-
4375 Employee Recruitment and Develop				
8000 General Fund	1,624	1,624	0	-
4400 Dues and Subscriptions				
8000 General Fund	2,046	2,046	0	-
4475 Facilities Maintenance				
8000 General Fund	20,844	20,844	0	-
4525 Medical Services and Supplies				
8000 General Fund	8,487,611	8,487,611	0	-
3400 Other Funds Ltd	6,764,040	6,764,040	0	-
All Funds	15,251,651	15,251,651	0	-
4550 Other Care of Residents and Patients				
8000 General Fund	1,682,612	1,682,612	0	-
3400 Other Funds Ltd	602,825	602,825	0	-

Version / Column Comparison Report - Detail
 2019-21 Biennium
 Offender Management & Rehabilitation

Cross Reference Number:29100-011-00-00-00000

Description	Agency Request Budget (V-01) 2019-21 Base Budget	Governor's Budget (Y-01) 2019-21 Base Budget	Column 2 minus Column 1	% Change from Column 1 to Column 2
	Column 1	Column 2		
All Funds	2,285,437	2,285,437	0	-
4650 Other Services and Supplies				
8000 General Fund	287,899	287,899	0	-
3400 Other Funds Ltd	154,973	154,973	0	-
All Funds	442,872	442,872	0	-
4700 Expendable Prop 250 - 5000				
8000 General Fund	633,793	633,793	0	-
3400 Other Funds Ltd	24,303	24,303	0	-
All Funds	658,096	658,096	0	-
4715 IT Expendable Property				
8000 General Fund	416,467	416,467	0	-
TOTAL SERVICES & SUPPLIES				
8000 General Fund	28,970,688	28,970,688	0	-
3400 Other Funds Ltd	11,025,843	11,025,843	0	-
TOTAL SERVICES & SUPPLIES	\$39,996,531	\$39,996,531	0	-
CAPITAL OUTLAY				
5500 Recreational Equipment				
3400 Other Funds Ltd	30,715	30,715	0	-
TOTAL EXPENDITURES				
8000 General Fund	74,516,135	74,516,135	0	-
3400 Other Funds Ltd	11,056,558	11,056,558	0	-
TOTAL EXPENDITURES	\$85,572,693	\$85,572,693	0	-
ENDING BALANCE				
3400 Other Funds Ltd	204,240	64,240	(140,000)	-68.55%

Description	Agency Request Budget (V-01) 2019-21 Base Budget	Governor's Budget (Y-01) 2019-21 Base Budget	Column 2 minus Column 1	% Change from Column 1 to Column 2
	Column 1	Column 2		

AUTHORIZED POSITIONS

8150 Class/Unclass Positions	207	207	0	-
------------------------------	-----	-----	---	---

AUTHORIZED FTE

8250 Class/Unclass FTE Positions	206.50	206.50	0	-
----------------------------------	--------	--------	---	---

Description	Agency Request Budget (V-01) 2019-21 Base Budget	Governor's Budget (Y-01) 2019-21 Base Budget	Column 2 minus Column 1	% Change from Column 1 to Column 2
	Column 1	Column 2		
REVENUE CATEGORIES				
GENERAL FUND APPROPRIATION				
0050 General Fund Appropriation				
8030 General Fund Debt Svc	116,080,590	116,080,590	0	-
FEDERAL FUNDS REVENUE				
0995 Federal Funds				
6230 Federal Funds Debt Svc NL	940,120	940,120	0	-
TOTAL REVENUES				
8030 General Fund Debt Svc	116,080,590	116,080,590	0	-
6230 Federal Funds Debt Svc NL	940,120	940,120	0	-
TOTAL REVENUES	\$117,020,710	\$117,020,710	0	-
AVAILABLE REVENUES				
8030 General Fund Debt Svc	116,080,590	116,080,590	0	-
6230 Federal Funds Debt Svc NL	940,120	940,120	0	-
TOTAL AVAILABLE REVENUES	\$117,020,710	\$117,020,710	0	-
EXPENDITURES				
DEBT SERVICE				
7100 Principal - Bonds				
8030 General Fund Debt Svc	70,448,190	70,448,190	0	-
7150 Interest - Bonds				
8030 General Fund Debt Svc	26,229,440	26,229,440	0	-
7200 Principal - COP				
8030 General Fund Debt Svc	15,468,000	15,468,000	0	-
7250 Interest - COP				

Description	Agency Request Budget (V-01) 2019-21 Base Budget	Governor's Budget (Y-01) 2019-21 Base Budget	Column 2 minus Column 1	% Change from Column 1 to Column 2
	Column 1	Column 2		
8030 General Fund Debt Svc	3,934,960	3,934,960	0	-
6230 Federal Funds Debt Svc NL	940,120	940,120	0	-
All Funds	4,875,080	4,875,080	0	-
TOTAL DEBT SERVICE				
8030 General Fund Debt Svc	116,080,590	116,080,590	0	-
6230 Federal Funds Debt Svc NL	940,120	940,120	0	-
TOTAL DEBT SERVICE	\$117,020,710	\$117,020,710	0	-

Description	Agency Request Budget (V-01) 2019-21 Base Budget	Governor's Budget (Y-01) 2019-21 Base Budget	Column 2 minus Column 1	% Change from Column 1 to Column 2
	Column 1	Column 2		

REVENUE CATEGORIES

GENERAL FUND APPROPRIATION

0050 General Fund Appropriation

8010 General Fund Cap Improve	2,824,471	2,824,471	0	-
-------------------------------	-----------	-----------	---	---

AVAILABLE REVENUES

8010 General Fund Cap Improve	2,824,471	2,824,471	0	-
-------------------------------	-----------	-----------	---	---

EXPENDITURES

CAPITAL OUTLAY

5650 Land Improvements

8010 General Fund Cap Improve	2,769,115	2,769,115	0	-
-------------------------------	-----------	-----------	---	---

5800 Professional Services

8010 General Fund Cap Improve	55,356	55,356	0	-
-------------------------------	--------	--------	---	---

TOTAL CAPITAL OUTLAY

8010 General Fund Cap Improve	2,824,471	2,824,471	0	-
-------------------------------	-----------	-----------	---	---

Description	Agency Request Budget (V-01)	Governor's Budget (Y-01)	Column 2 Minus Column 1	% Change from Column 1 to Column 2
	Column 1	Column 2		

REVENUE CATEGORIES

GENERAL FUND APPROPRIATION

0050 General Fund Appropriation

8000 General Fund	13,093,043	13,093,043	0	0.00%
-------------------	------------	------------	---	-------

REVENUE CATEGORIES

8000 General Fund	13,093,043	13,093,043	0	0.00%
-------------------	------------	------------	---	-------

TOTAL REVENUE CATEGORIES	\$13,093,043	\$13,093,043	\$0	0.00%
---------------------------------	---------------------	---------------------	------------	--------------

AVAILABLE REVENUES

8000 General Fund	13,093,043	13,093,043	0	0.00%
-------------------	------------	------------	---	-------

TOTAL AVAILABLE REVENUES	\$13,093,043	\$13,093,043	\$0	0.00%
---------------------------------	---------------------	---------------------	------------	--------------

EXPENDITURES

PERSONAL SERVICES

SALARIES & WAGES

3170 Overtime Payments

8000 General Fund	1,412,726	1,412,726	0	0.00%
-------------------	-----------	-----------	---	-------

3400 Other Funds Ltd	183,093	183,093	0	0.00%
----------------------	---------	---------	---	-------

All Funds	1,595,819	1,595,819	0	0.00%
-----------	-----------	-----------	---	-------

3180 Shift Differential

8000 General Fund	264,952	264,952	0	0.00%
-------------------	---------	---------	---	-------

Description	Agency Request Budget (V-01)	Governor's Budget (Y-01)	Column 2 Minus Column 1	% Change from Column 1 to Column 2
	Column 1	Column 2		
3400 Other Funds Ltd	984	984	0	0.00%
All Funds	265,936	265,936	0	0.00%
3190 All Other Differential				
8000 General Fund	1,676,890	1,676,890	0	0.00%
3400 Other Funds Ltd	9,097	9,097	0	0.00%
All Funds	1,685,987	1,685,987	0	0.00%
SALARIES & WAGES				
8000 General Fund	3,354,568	3,354,568	0	0.00%
3400 Other Funds Ltd	193,174	193,174	0	0.00%
TOTAL SALARIES & WAGES	\$3,547,742	\$3,547,742	\$0	0.00%
OTHER PAYROLL EXPENSES				
3220 Public Employees Retire Cont				
8000 General Fund	739,012	739,012	0	0.00%
3400 Other Funds Ltd	42,553	42,553	0	0.00%
All Funds	781,565	781,565	0	0.00%
3221 Pension Obligation Bond				
8000 General Fund	3,751,065	3,751,065	0	0.00%
3400 Other Funds Ltd	55,691	55,691	0	0.00%
All Funds	3,806,756	3,806,756	0	0.00%

Description	Agency Request Budget (V-01)	Governor's Budget (Y-01)	Column 2 Minus Column 1	% Change from Column 1 to Column 2
	Column 1	Column 2		
3230 Social Security Taxes				
8000 General Fund	256,618	256,618	0	0.00%
3400 Other Funds Ltd	14,781	14,781	0	0.00%
All Funds	271,399	271,399	0	0.00%
3240 Unemployment Assessments				
8000 General Fund	9,196	9,196	0	0.00%
3260 Mass Transit Tax				
8000 General Fund	1,911,672	1,911,672	0	0.00%
3400 Other Funds Ltd	10,480	10,480	0	0.00%
All Funds	1,922,152	1,922,152	0	0.00%
OTHER PAYROLL EXPENSES				
8000 General Fund	6,667,563	6,667,563	0	0.00%
3400 Other Funds Ltd	123,505	123,505	0	0.00%
TOTAL OTHER PAYROLL EXPENSES	\$6,791,068	\$6,791,068	\$0	0.00%
P.S. BUDGET ADJUSTMENTS				
3455 Vacancy Savings				
8000 General Fund	3,070,912	3,070,912	0	0.00%
3400 Other Funds Ltd	95,713	95,713	0	0.00%
All Funds	3,166,625	3,166,625	0	0.00%

Description	Agency Request Budget (V-01)	Governor's Budget (Y-01)	Column 2 Minus Column 1	% Change from Column 1 to Column 2
	Column 1	Column 2		
P.S. BUDGET ADJUSTMENTS				
8000 General Fund	3,070,912	3,070,912	0	0.00%
3400 Other Funds Ltd	95,713	95,713	0	0.00%
TOTAL P.S. BUDGET ADJUSTMENTS	\$3,166,625	\$3,166,625	\$0	0.00%
PERSONAL SERVICES				
8000 General Fund	13,093,043	13,093,043	0	0.00%
3400 Other Funds Ltd	412,392	412,392	0	0.00%
TOTAL PERSONAL SERVICES	\$13,505,435	\$13,505,435	\$0	0.00%
EXPENDITURES				
8000 General Fund	13,093,043	13,093,043	0	0.00%
3400 Other Funds Ltd	412,392	412,392	0	0.00%
TOTAL EXPENDITURES	\$13,505,435	\$13,505,435	\$0	0.00%
ENDING BALANCE				
8000 General Fund	-	-	0	0.00%
3400 Other Funds Ltd	(412,392)	(412,392)	0	0.00%
TOTAL ENDING BALANCE	(\$412,392)	(\$412,392)	\$0	0.00%

Description	Agency Request Budget (V-01)	Governor's Budget (Y-01)	Column 2 Minus Column 1	% Change from Column 1 to Column 2
	Column 1	Column 2		

REVENUE CATEGORIES

GENERAL FUND APPROPRIATION

0050 General Fund Appropriation

8000 General Fund	30,488	30,488	0	0.00%
-------------------	--------	--------	---	-------

REVENUE CATEGORIES

8000 General Fund	30,488	30,488	0	0.00%
-------------------	--------	--------	---	-------

TOTAL REVENUE CATEGORIES	\$30,488	\$30,488	\$0	0.00%
---------------------------------	-----------------	-----------------	------------	--------------

AVAILABLE REVENUES

8000 General Fund	30,488	30,488	0	0.00%
-------------------	--------	--------	---	-------

TOTAL AVAILABLE REVENUES	\$30,488	\$30,488	\$0	0.00%
---------------------------------	-----------------	-----------------	------------	--------------

EXPENDITURES

SERVICES & SUPPLIES

4100 Instate Travel

8000 General Fund	3,565	3,565	0	0.00%
-------------------	-------	-------	---	-------

4150 Employee Training

8000 General Fund	3,159	3,159	0	0.00%
-------------------	-------	-------	---	-------

4175 Office Expenses

8000 General Fund	16,472	16,472	0	0.00%
-------------------	--------	--------	---	-------

4250 Data Processing

Description	Agency Request Budget (V-01)	Governor's Budget (Y-01)	Column 2 Minus Column 1	% Change from Column 1 to Column 2
	Column 1	Column 2		
8000 General Fund	4,540	4,540	0	0.00%
4650 Other Services and Supplies				
8000 General Fund	2,752	2,752	0	0.00%
SERVICES & SUPPLIES				
8000 General Fund	30,488	30,488	0	0.00%
TOTAL SERVICES & SUPPLIES	\$30,488	\$30,488	\$0	0.00%
EXPENDITURES				
8000 General Fund	30,488	30,488	0	0.00%
TOTAL EXPENDITURES	\$30,488	\$30,488	\$0	0.00%
ENDING BALANCE				
8000 General Fund	-	-	0	0.00%
TOTAL ENDING BALANCE	-	-	\$0	0.00%

Description	Agency Request Budget (V-01)	Governor's Budget (Y-01)	Column 2 Minus Column 1	% Change from Column 1 to Column 2
	Column 1	Column 2		

REVENUE CATEGORIES

GENERAL FUND APPROPRIATION

0050 General Fund Appropriation

8000 General Fund (884,471) (884,471) 0 0.00%

REVENUE CATEGORIES

8000 General Fund (884,471) (884,471) 0 0.00%

TOTAL REVENUE CATEGORIES (\$884,471) (\$884,471) \$0 0.00%

AVAILABLE REVENUES

8000 General Fund (884,471) (884,471) 0 0.00%

TOTAL AVAILABLE REVENUES (\$884,471) (\$884,471) \$0 0.00%

EXPENDITURES

SERVICES & SUPPLIES

4575 Agency Program Related S and S

8000 General Fund (94,722) (94,722) 0 0.00%

4650 Other Services and Supplies

8000 General Fund (9,840) (9,840) 0 0.00%

4700 Expendable Prop 250 - 5000

8000 General Fund (60,825) (60,825) 0 0.00%

4715 IT Expendable Property

Description	Agency Request Budget (V-01)	Governor's Budget (Y-01)	Column 2 Minus Column 1	% Change from Column 1 to Column 2
	Column 1	Column 2		
8000 General Fund	(10,296)	(10,296)	0	0.00%
SERVICES & SUPPLIES				
8000 General Fund	(175,683)	(175,683)	0	0.00%
TOTAL SERVICES & SUPPLIES	(\$175,683)	(\$175,683)	\$0	0.00%
CAPITAL OUTLAY				
5400 Automotive and Aircraft				
8000 General Fund	(708,788)	(708,788)	0	0.00%
CAPITAL OUTLAY				
8000 General Fund	(708,788)	(708,788)	0	0.00%
TOTAL CAPITAL OUTLAY	(\$708,788)	(\$708,788)	\$0	0.00%
EXPENDITURES				
8000 General Fund	(884,471)	(884,471)	0	0.00%
TOTAL EXPENDITURES	(\$884,471)	(\$884,471)	\$0	0.00%
ENDING BALANCE				
8000 General Fund	-	-	0	0.00%
TOTAL ENDING BALANCE	-	-	\$0	0.00%

Description	Agency Request Budget (V-01)	Governor's Budget (Y-01)	Column 2 Minus Column 1	% Change from Column 1 to Column 2
	Column 1	Column 2		

REVENUE CATEGORIES

GENERAL FUND APPROPRIATION

0050 General Fund Appropriation

8000 General Fund	3,911,620	3,911,620	0	0.00%
-------------------	-----------	-----------	---	-------

REVENUE CATEGORIES

8000 General Fund	3,911,620	3,911,620	0	0.00%
-------------------	-----------	-----------	---	-------

TOTAL REVENUE CATEGORIES	\$3,911,620	\$3,911,620	\$0	0.00%
---------------------------------	--------------------	--------------------	------------	--------------

AVAILABLE REVENUES

8000 General Fund	3,911,620	3,911,620	0	0.00%
-------------------	-----------	-----------	---	-------

TOTAL AVAILABLE REVENUES	\$3,911,620	\$3,911,620	\$0	0.00%
---------------------------------	--------------------	--------------------	------------	--------------

EXPENDITURES

SERVICES & SUPPLIES

4100 Instate Travel

8000 General Fund	71,857	71,857	0	0.00%
-------------------	--------	--------	---	-------

3400 Other Funds Ltd	12,842	12,842	0	0.00%
----------------------	--------	--------	---	-------

All Funds	84,699	84,699	0	0.00%
-----------	--------	--------	---	-------

4125 Out of State Travel

8000 General Fund	4,465	4,465	0	0.00%
-------------------	-------	-------	---	-------

3400 Other Funds Ltd	1,460	1,460	0	0.00%
----------------------	-------	-------	---	-------

Description	Agency Request Budget (V-01)	Governor's Budget (Y-01)	Column 2 Minus Column 1	% Change from Column 1 to Column 2
	Column 1	Column 2		
All Funds	5,925	5,925	0	0.00%
4150 Employee Training				
8000 General Fund	16,595	16,595	0	0.00%
3400 Other Funds Ltd	341	341	0	0.00%
All Funds	16,936	16,936	0	0.00%
4175 Office Expenses				
8000 General Fund	66,345	66,345	0	0.00%
3400 Other Funds Ltd	6,347	6,347	0	0.00%
All Funds	72,692	72,692	0	0.00%
4200 Telecommunications				
8000 General Fund	205	205	0	0.00%
3400 Other Funds Ltd	975	975	0	0.00%
All Funds	1,180	1,180	0	0.00%
4250 Data Processing				
8000 General Fund	13,479	13,479	0	0.00%
3400 Other Funds Ltd	1,231	1,231	0	0.00%
All Funds	14,710	14,710	0	0.00%
4275 Publicity and Publications				
8000 General Fund	295	295	0	0.00%

Description	Agency Request Budget (V-01)	Governor's Budget (Y-01)	Column 2 Minus Column 1	% Change from Column 1 to Column 2
	Column 1	Column 2		
4300 Professional Services				
8000 General Fund	29,598	29,598	0	0.00%
4325 Attorney General				
8000 General Fund	200,675	200,675	0	0.00%
3400 Other Funds Ltd	1,279	1,279	0	0.00%
All Funds	201,954	201,954	0	0.00%
4375 Employee Recruitment and Develop				
8000 General Fund	6,394	6,394	0	0.00%
3400 Other Funds Ltd	137	137	0	0.00%
All Funds	6,531	6,531	0	0.00%
4400 Dues and Subscriptions				
8000 General Fund	223	223	0	0.00%
3400 Other Funds Ltd	17	17	0	0.00%
All Funds	240	240	0	0.00%
4450 Fuels and Utilities				
8000 General Fund	1,109,316	1,109,316	0	0.00%
3400 Other Funds Ltd	882	882	0	0.00%
All Funds	1,110,198	1,110,198	0	0.00%
4475 Facilities Maintenance				

Description	Agency Request Budget (V-01)	Governor's Budget (Y-01)	Column 2 Minus Column 1	% Change from Column 1 to Column 2
	Column 1	Column 2		
8000 General Fund	448,465	448,465	0	0.00%
3400 Other Funds Ltd	13,029	13,029	0	0.00%
All Funds	461,494	461,494	0	0.00%
4500 Food and Kitchen Supplies				
8000 General Fund	1,030,907	1,030,907	0	0.00%
3400 Other Funds Ltd	42,757	42,757	0	0.00%
All Funds	1,073,664	1,073,664	0	0.00%
4525 Medical Services and Supplies				
8000 General Fund	2,233	2,233	0	0.00%
3400 Other Funds Ltd	252	252	0	0.00%
All Funds	2,485	2,485	0	0.00%
4550 Other Care of Residents and Patients				
8000 General Fund	755,105	755,105	0	0.00%
3400 Other Funds Ltd	102,622	102,622	0	0.00%
All Funds	857,727	857,727	0	0.00%
4650 Other Services and Supplies				
8000 General Fund	98,728	98,728	0	0.00%
3400 Other Funds Ltd	98,891	98,891	0	0.00%
All Funds	197,619	197,619	0	0.00%

Description	Agency Request Budget (V-01)	Governor's Budget (Y-01)	Column 2 Minus Column 1	% Change from Column 1 to Column 2
	Column 1	Column 2		
4700 Expendable Prop 250 - 5000				
8000 General Fund	33,300	33,300	0	0.00%
3400 Other Funds Ltd	5,981	5,981	0	0.00%
All Funds	39,281	39,281	0	0.00%
4715 IT Expendable Property				
8000 General Fund	6,736	6,736	0	0.00%
3400 Other Funds Ltd	1,495	1,495	0	0.00%
All Funds	8,231	8,231	0	0.00%
SERVICES & SUPPLIES				
8000 General Fund	3,894,921	3,894,921	0	0.00%
3400 Other Funds Ltd	290,538	290,538	0	0.00%
TOTAL SERVICES & SUPPLIES	\$4,185,459	\$4,185,459	\$0	0.00%
CAPITAL OUTLAY				
5900 Other Capital Outlay				
8000 General Fund	16,699	16,699	0	0.00%
3400 Other Funds Ltd	2,390	2,390	0	0.00%
All Funds	19,089	19,089	0	0.00%
CAPITAL OUTLAY				
8000 General Fund	16,699	16,699	0	0.00%

Description	Agency Request Budget (V-01)	Governor's Budget (Y-01)	Column 2 Minus Column 1	% Change from Column 1 to Column 2
	Column 1	Column 2		
3400 Other Funds Ltd	2,390	2,390	0	0.00%
TOTAL CAPITAL OUTLAY	\$19,089	\$19,089	\$0	0.00%
EXPENDITURES				
8000 General Fund	3,911,620	3,911,620	0	0.00%
3400 Other Funds Ltd	292,928	292,928	0	0.00%
TOTAL EXPENDITURES	\$4,204,548	\$4,204,548	\$0	0.00%
ENDING BALANCE				
8000 General Fund	-	-	0	0.00%
3400 Other Funds Ltd	(292,928)	(292,928)	0	0.00%
TOTAL ENDING BALANCE	(\$292,928)	(\$292,928)	\$0	0.00%

Description	Agency Request Budget (V-01)	Governor's Budget (Y-01)	Column 2 Minus Column 1	% Change from Column 1 to Column 2
	Column 1	Column 2		

REVENUE CATEGORIES

GENERAL FUND APPROPRIATION

0050 General Fund Appropriation

8000 General Fund	235	235	0	0.00%
-------------------	-----	-----	---	-------

REVENUE CATEGORIES

8000 General Fund	235	235	0	0.00%
-------------------	-----	-----	---	-------

TOTAL REVENUE CATEGORIES	\$235	\$235	\$0	0.00%
---------------------------------	--------------	--------------	------------	--------------

AVAILABLE REVENUES

8000 General Fund	235	235	0	0.00%
-------------------	-----	-----	---	-------

TOTAL AVAILABLE REVENUES	\$235	\$235	\$0	0.00%
---------------------------------	--------------	--------------	------------	--------------

EXPENDITURES

SERVICES & SUPPLIES

4525 Medical Services and Supplies

8000 General Fund	235	235	0	0.00%
-------------------	-----	-----	---	-------

3400 Other Funds Ltd	27	27	0	0.00%
----------------------	----	----	---	-------

All Funds	262	262	0	0.00%
-----------	-----	-----	---	-------

SERVICES & SUPPLIES

8000 General Fund	235	235	0	0.00%
-------------------	-----	-----	---	-------

3400 Other Funds Ltd	27	27	0	0.00%
----------------------	----	----	---	-------

Description	Agency Request Budget (V-01)	Governor's Budget (Y-01)	Column 2 Minus Column 1	% Change from Column 1 to Column 2
	Column 1	Column 2		
TOTAL SERVICES & SUPPLIES	\$262	\$262	\$0	0.00%
EXPENDITURES				
8000 General Fund	235	235	0	0.00%
3400 Other Funds Ltd	27	27	0	0.00%
TOTAL EXPENDITURES	\$262	\$262	\$0	0.00%
ENDING BALANCE				
8000 General Fund	-	-	0	0.00%
3400 Other Funds Ltd	(27)	(27)	0	0.00%
TOTAL ENDING BALANCE	(\$27)	(\$27)	\$0	0.00%

Description	Agency Request Budget (V-01)	Governor's Budget (Y-01)	Column 2 Minus Column 1	% Change from Column 1 to Column 2
	Column 1	Column 2		

REVENUE CATEGORIES

GENERAL FUND APPROPRIATION

0050 General Fund Appropriation

8000 General Fund (241,585) (447,656) (206,071) (85.30%)

REVENUE CATEGORIES

8000 General Fund (241,585) (447,656) (206,071) (85.30%)

TOTAL REVENUE CATEGORIES (\$241,585) (\$447,656) (\$206,071) (85.30%)

AVAILABLE REVENUES

8000 General Fund (241,585) (447,656) (206,071) (85.30%)

TOTAL AVAILABLE REVENUES (\$241,585) (\$447,656) (\$206,071) (85.30%)

EXPENDITURES

SERVICES & SUPPLIES

4175 Office Expenses

8000 General Fund (4,832) (8,954) (4,122) (85.31%)

4300 Professional Services

8000 General Fund (4,832) (8,954) (4,122) (85.31%)

4450 Fuels and Utilities

8000 General Fund (79,721) (147,723) (68,002) (85.30%)

4475 Facilities Maintenance

Description	Agency Request Budget (V-01)	Governor's Budget (Y-01)	Column 2 Minus Column 1	% Change from Column 1 to Column 2
	Column 1	Column 2		
8000 General Fund	(26,576)	(49,243)	(22,667)	(85.29%)
4500 Food and Kitchen Supplies				
8000 General Fund	(67,644)	(125,344)	(57,700)	(85.30%)
4550 Other Care of Residents and Patients				
8000 General Fund	(48,316)	(89,530)	(41,214)	(85.30%)
4650 Other Services and Supplies				
8000 General Fund	(4,832)	(8,954)	(4,122)	(85.31%)
4700 Expendable Prop 250 - 5000				
8000 General Fund	(4,832)	(8,954)	(4,122)	(85.31%)
SERVICES & SUPPLIES				
8000 General Fund	(241,585)	(447,656)	(206,071)	(85.30%)
TOTAL SERVICES & SUPPLIES	(\$241,585)	(\$447,656)	(\$206,071)	(85.30%)
EXPENDITURES				
8000 General Fund	(241,585)	(447,656)	(206,071)	(85.30%)
TOTAL EXPENDITURES	(\$241,585)	(\$447,656)	(\$206,071)	(85.30%)
ENDING BALANCE				
8000 General Fund	-	-	0	0.00%
TOTAL ENDING BALANCE	-	-	\$0	0.00%

Description	Agency Request Budget (V-01)	Governor's Budget (Y-01)	Column 2 Minus Column 1	% Change from Column 1 to Column 2
	Column 1	Column 2		

REVENUE CATEGORIES

GENERAL FUND APPROPRIATION

0050 General Fund Appropriation

8000 General Fund - (3,813,188) (3,813,188) 100.00%

REVENUE CATEGORIES

8000 General Fund - (3,813,188) (3,813,188) 100.00%

TOTAL REVENUE CATEGORIES - (\$3,813,188) (\$3,813,188) 100.00%

AVAILABLE REVENUES

8000 General Fund - (3,813,188) (3,813,188) 100.00%

TOTAL AVAILABLE REVENUES - (\$3,813,188) (\$3,813,188) 100.00%

EXPENDITURES

SERVICES & SUPPLIES

4100 Instate Travel

8000 General Fund - (87,348) (87,348) 100.00%

4125 Out of State Travel

8000 General Fund - (4,465) (4,465) 100.00%

4150 Employee Training

8000 General Fund - (30,308) (30,308) 100.00%

4175 Office Expenses

Description	Agency Request Budget (V-01)	Governor's Budget (Y-01)	Column 2 Minus Column 1	% Change from Column 1 to Column 2
	Column 1	Column 2		
8000 General Fund	-	(137,871)	(137,871)	100.00%
4250 Data Processing				
8000 General Fund	-	(19,712)	(19,712)	100.00%
4275 Publicity and Publications				
8000 General Fund	-	(295)	(295)	100.00%
4300 Professional Services				
8000 General Fund	-	(29,598)	(29,598)	100.00%
4375 Employee Recruitment and Develop				
8000 General Fund	-	(6,394)	(6,394)	100.00%
4400 Dues and Subscriptions				
8000 General Fund	-	(223)	(223)	100.00%
4450 Fuels and Utilities				
8000 General Fund	-	(1,109,316)	(1,109,316)	100.00%
4475 Facilities Maintenance				
8000 General Fund	-	(448,465)	(448,465)	100.00%
4500 Food and Kitchen Supplies				
8000 General Fund	-	(1,030,907)	(1,030,907)	100.00%
4525 Medical Services and Supplies				
8000 General Fund	-	(2,468)	(2,468)	100.00%

Description	Agency Request Budget (V-01)	Governor's Budget (Y-01)	Column 2 Minus Column 1	% Change from Column 1 to Column 2
	Column 1	Column 2		
4550 Other Care of Residents and Patients				
8000 General Fund	-	(755,105)	(755,105)	100.00%
4650 Other Services and Supplies				
8000 General Fund	-	(110,677)	(110,677)	100.00%
4700 Expendable Prop 250 - 5000				
8000 General Fund	-	(33,300)	(33,300)	100.00%
4715 IT Expendable Property				
8000 General Fund	-	(6,736)	(6,736)	100.00%
SERVICES & SUPPLIES				
8000 General Fund	-	(3,813,188)	(3,813,188)	100.00%
TOTAL SERVICES & SUPPLIES	-	(\$3,813,188)	(\$3,813,188)	100.00%
EXPENDITURES				
8000 General Fund	-	(3,813,188)	(3,813,188)	100.00%
TOTAL EXPENDITURES	-	(\$3,813,188)	(\$3,813,188)	100.00%
ENDING BALANCE				
8000 General Fund	-	-	0	0.00%
TOTAL ENDING BALANCE	-	-	\$0	0.00%

Description	Agency Request Budget (V-01)	Governor's Budget (Y-01)	Column 2 Minus Column 1	% Change from Column 1 to Column 2
	Column 1	Column 2		

REVENUE CATEGORIES

GENERAL FUND APPROPRIATION

0050 General Fund Appropriation

8000 General Fund - (71,226) (71,226) 100.00%

REVENUE CATEGORIES

8000 General Fund - (71,226) (71,226) 100.00%

TOTAL REVENUE CATEGORIES - (\$71,226) (\$71,226) 100.00%

AVAILABLE REVENUES

8000 General Fund - (71,226) (71,226) 100.00%

TOTAL AVAILABLE REVENUES - (\$71,226) (\$71,226) 100.00%

EXPENDITURES

SERVICES & SUPPLIES

4325 Attorney General

8000 General Fund - (71,226) (71,226) 100.00%

3400 Other Funds Ltd - (454) (454) 100.00%

All Funds - (71,680) (71,680) 100.00%

SERVICES & SUPPLIES

8000 General Fund - (71,226) (71,226) 100.00%

3400 Other Funds Ltd - (454) (454) 100.00%

Description	Agency Request Budget (V-01)	Governor's Budget (Y-01)	Column 2 Minus Column 1	% Change from Column 1 to Column 2
	Column 1	Column 2		
TOTAL SERVICES & SUPPLIES	-	(\$71,680)	(\$71,680)	100.00%
EXPENDITURES				
8000 General Fund	-	(71,226)	(71,226)	100.00%
3400 Other Funds Ltd	-	(454)	(454)	100.00%
TOTAL EXPENDITURES	-	(\$71,680)	(\$71,680)	100.00%
ENDING BALANCE				
8000 General Fund	-	-	0	0.00%
3400 Other Funds Ltd	-	454	454	100.00%
TOTAL ENDING BALANCE	-	\$454	\$454	100.00%

Description	Agency Request Budget (V-01)	Governor's Budget (Y-01)	Column 2 Minus Column 1	% Change from Column 1 to Column 2
	Column 1	Column 2		

REVENUE CATEGORIES

GENERAL FUND APPROPRIATION

0050 General Fund Appropriation

8000 General Fund 2,992,572 - (2,992,572) (100.00%)

REVENUE CATEGORIES

8000 General Fund 2,992,572 - (2,992,572) (100.00%)

TOTAL REVENUE CATEGORIES \$2,992,572 - (\$2,992,572) (100.00%)

AVAILABLE REVENUES

8000 General Fund 2,992,572 - (2,992,572) (100.00%)

TOTAL AVAILABLE REVENUES \$2,992,572 - (\$2,992,572) (100.00%)

EXPENDITURES

PERSONAL SERVICES

SALARIES & WAGES

3110 Class/Unclass Sal. and Per Diem

8000 General Fund 1,484,040 - (1,484,040) (100.00%)

3170 Overtime Payments

8000 General Fund 130,149 - (130,149) (100.00%)

3180 Shift Differential

8000 General Fund 15,581 - (15,581) (100.00%)

Description	Agency Request Budget (V-01)	Governor's Budget (Y-01)	Column 2 Minus Column 1	% Change from Column 1 to Column 2
	Column 1	Column 2		
3190 All Other Differential				
8000 General Fund	109,078	-	(109,078)	(100.00%)
SALARIES & WAGES				
8000 General Fund	1,738,848	-	(1,738,848)	(100.00%)
TOTAL SALARIES & WAGES	\$1,738,848	-	(\$1,738,848)	(100.00%)
OTHER PAYROLL EXPENSES				
3210 Empl. Rel. Bd. Assessments				
8000 General Fund	793	-	(793)	(100.00%)
3220 Public Employees Retire Cont				
8000 General Fund	383,067	-	(383,067)	(100.00%)
3230 Social Security Taxes				
8000 General Fund	133,028	-	(133,028)	(100.00%)
3240 Unemployment Assessments				
8000 General Fund	3,131	-	(3,131)	(100.00%)
3250 Workers Comp. Assess. (WCD)				
8000 General Fund	754	-	(754)	(100.00%)
3260 Mass Transit Tax				
8000 General Fund	8,682	-	(8,682)	(100.00%)
3270 Flexible Benefits				

Description	Agency Request Budget (V-01)	Governor's Budget (Y-01)	Column 2 Minus Column 1	% Change from Column 1 to Column 2
	Column 1	Column 2		
8000 General Fund	457,392	-	(457,392)	(100.00%)
OTHER PAYROLL EXPENSES				
8000 General Fund	986,847	-	(986,847)	(100.00%)
TOTAL OTHER PAYROLL EXPENSES	\$986,847	-	(\$986,847)	(100.00%)
PERSONAL SERVICES				
8000 General Fund	2,725,695	-	(2,725,695)	(100.00%)
TOTAL PERSONAL SERVICES	\$2,725,695	-	(\$2,725,695)	(100.00%)
SERVICES & SUPPLIES				
4100 Instate Travel				
8000 General Fund	22,009	-	(22,009)	(100.00%)
4150 Employee Training				
8000 General Fund	19,500	-	(19,500)	(100.00%)
4175 Office Expenses				
8000 General Fund	101,686	-	(101,686)	(100.00%)
4250 Data Processing				
8000 General Fund	28,028	-	(28,028)	(100.00%)
4650 Other Services and Supplies				
8000 General Fund	16,991	-	(16,991)	(100.00%)
4700 Expendable Prop 250 - 5000				

Description	Agency Request Budget (V-01)	Governor's Budget (Y-01)	Column 2 Minus Column 1	% Change from Column 1 to Column 2
	Column 1	Column 2		
8000 General Fund	42,653	-	(42,653)	(100.00%)
4715 IT Expendable Property				
8000 General Fund	36,010	-	(36,010)	(100.00%)
SERVICES & SUPPLIES				
8000 General Fund	266,877	-	(266,877)	(100.00%)
TOTAL SERVICES & SUPPLIES	\$266,877	-	(\$266,877)	(100.00%)
EXPENDITURES				
8000 General Fund	2,992,572	-	(2,992,572)	(100.00%)
TOTAL EXPENDITURES	\$2,992,572	-	(\$2,992,572)	(100.00%)
ENDING BALANCE				
8000 General Fund	-	-	0	0.00%
TOTAL ENDING BALANCE	-	-	\$0	0.00%
AUTHORIZED POSITIONS				
8150 Class/Unclass Positions	13	-	(13)	(100.00%)
AUTHORIZED FTE				
8250 Class/Unclass FTE Positions	13.00	-	(13.00)	(100.00%)

Description	Agency Request Budget (V-01)	Governor's Budget (Y-01)	Column 2 Minus Column 1	% Change from Column 1 to Column 2
	Column 1	Column 2		

REVENUE CATEGORIES

GENERAL FUND APPROPRIATION

0050 General Fund Appropriation

8000 General Fund	3,563,551	-	(3,563,551)	(100.00%)
-------------------	-----------	---	-------------	-----------

REVENUE CATEGORIES

8000 General Fund	3,563,551	-	(3,563,551)	(100.00%)
-------------------	-----------	---	-------------	-----------

TOTAL REVENUE CATEGORIES	\$3,563,551	-	(\$3,563,551)	(100.00%)
---------------------------------	--------------------	----------	----------------------	------------------

AVAILABLE REVENUES

8000 General Fund	3,563,551	-	(3,563,551)	(100.00%)
-------------------	-----------	---	-------------	-----------

TOTAL AVAILABLE REVENUES	\$3,563,551	-	(\$3,563,551)	(100.00%)
---------------------------------	--------------------	----------	----------------------	------------------

EXPENDITURES

PERSONAL SERVICES

SALARIES & WAGES

3110 Class/Unclass Sal. and Per Diem

8000 General Fund	1,786,018	-	(1,786,018)	(100.00%)
-------------------	-----------	---	-------------	-----------

3170 Overtime Payments

8000 General Fund	156,634	-	(156,634)	(100.00%)
-------------------	---------	---	-----------	-----------

3180 Shift Differential

8000 General Fund	18,753	-	(18,753)	(100.00%)
-------------------	--------	---	----------	-----------

Description	Agency Request Budget (V-01)	Governor's Budget (Y-01)	Column 2 Minus Column 1	% Change from Column 1 to Column 2
	Column 1	Column 2		
3190 All Other Differential				
8000 General Fund	131,273	-	(131,273)	(100.00%)
SALARIES & WAGES				
8000 General Fund	2,092,678	-	(2,092,678)	(100.00%)
TOTAL SALARIES & WAGES	\$2,092,678	-	(\$2,092,678)	(100.00%)
OTHER PAYROLL EXPENSES				
3210 Empl. Rel. Bd. Assessments				
8000 General Fund	1,220	-	(1,220)	(100.00%)
3220 Public Employees Retire Cont				
8000 General Fund	461,025	-	(461,025)	(100.00%)
3230 Social Security Taxes				
8000 General Fund	160,092	-	(160,092)	(100.00%)
3240 Unemployment Assessments				
8000 General Fund	3,767	-	(3,767)	(100.00%)
3250 Workers Comp. Assess. (WCD)				
8000 General Fund	1,160	-	(1,160)	(100.00%)
3270 Flexible Benefits				
8000 General Fund	562,944	-	(562,944)	(100.00%)
OTHER PAYROLL EXPENSES				

Description	Agency Request Budget (V-01)	Governor's Budget (Y-01)	Column 2 Minus Column 1	% Change from Column 1 to Column 2
	Column 1	Column 2		
8000 General Fund	1,190,208	-	(1,190,208)	(100.00%)
TOTAL OTHER PAYROLL EXPENSES	\$1,190,208	-	(\$1,190,208)	(100.00%)
PERSONAL SERVICES				
8000 General Fund	3,282,886	-	(3,282,886)	(100.00%)
TOTAL PERSONAL SERVICES	\$3,282,886	-	(\$3,282,886)	(100.00%)
SERVICES & SUPPLIES				
4100 Instate Travel				
8000 General Fund	28,764	-	(28,764)	(100.00%)
4150 Employee Training				
8000 General Fund	25,485	-	(25,485)	(100.00%)
4175 Office Expenses				
8000 General Fund	132,896	-	(132,896)	(100.00%)
4250 Data Processing				
8000 General Fund	36,630	-	(36,630)	(100.00%)
4650 Other Services and Supplies				
8000 General Fund	22,206	-	(22,206)	(100.00%)
4700 Expendable Prop 250 - 5000				
8000 General Fund	31,914	-	(31,914)	(100.00%)
4715 IT Expendable Property				

Package Comparison Report - Detail
 2019-21 Biennium
 Operations Division

Cross Reference Number: 29100-003-00-00-00000
 Package: Correctional Services & Operations FTE
 Pkg Group: POL Pkg Type: POL Pkg Number: 111

Description	Agency Request Budget (V-01)	Governor's Budget (Y-01)	Column 2 Minus Column 1	% Change from Column 1 to Column 2
	Column 1	Column 2		
8000 General Fund	2,770	-	(2,770)	(100.00%)
SERVICES & SUPPLIES				
8000 General Fund	280,665	-	(280,665)	(100.00%)
TOTAL SERVICES & SUPPLIES	\$280,665	-	(\$280,665)	(100.00%)
EXPENDITURES				
8000 General Fund	3,563,551	-	(3,563,551)	(100.00%)
TOTAL EXPENDITURES	\$3,563,551	-	(\$3,563,551)	(100.00%)
ENDING BALANCE				
8000 General Fund	-	-	0	0.00%
TOTAL ENDING BALANCE	-	-	\$0	0.00%
AUTHORIZED POSITIONS				
8150 Class/Unclass Positions	20	-	(20)	(100.00%)
AUTHORIZED FTE				
8250 Class/Unclass FTE Positions	16.99	-	(16.99)	(100.00%)

Description	Agency Request Budget (V-01)	Governor's Budget (Y-01)	Column 2 Minus Column 1	% Change from Column 1 to Column 2
	Column 1	Column 2		

REVENUE CATEGORIES

GENERAL FUND APPROPRIATION

0050 General Fund Appropriation

8000 General Fund	16,470,715	2,186,048	(14,284,667)	(86.73%)
-------------------	------------	-----------	--------------	----------

REVENUE CATEGORIES

8000 General Fund	16,470,715	2,186,048	(14,284,667)	(86.73%)
-------------------	------------	-----------	--------------	----------

TOTAL REVENUE CATEGORIES	\$16,470,715	\$2,186,048	(\$14,284,667)	(86.73%)
---------------------------------	---------------------	--------------------	-----------------------	-----------------

AVAILABLE REVENUES

8000 General Fund	16,470,715	2,186,048	(14,284,667)	(86.73%)
-------------------	------------	-----------	--------------	----------

TOTAL AVAILABLE REVENUES	\$16,470,715	\$2,186,048	(\$14,284,667)	(86.73%)
---------------------------------	---------------------	--------------------	-----------------------	-----------------

EXPENDITURES

PERSONAL SERVICES

SALARIES & WAGES

3110 Class/Unclass Sal. and Per Diem

8000 General Fund	8,200,560	1,253,952	(6,946,608)	(84.71%)
-------------------	-----------	-----------	-------------	----------

3170 Overtime Payments

8000 General Fund	719,189	-	(719,189)	(100.00%)
-------------------	---------	---	-----------	-----------

3180 Shift Differential

8000 General Fund	86,105	13,166	(72,939)	(84.71%)
-------------------	--------	--------	----------	----------

Description	Agency Request Budget (V-01)	Governor's Budget (Y-01)	Column 2 Minus Column 1	% Change from Column 1 to Column 2
	Column 1	Column 2		
3190 All Other Differential				
8000 General Fund	602,743	83,802	(518,941)	(86.10%)
SALARIES & WAGES				
8000 General Fund	9,608,597	1,350,920	(8,257,677)	(85.94%)
TOTAL SALARIES & WAGES	\$9,608,597	\$1,350,920	(\$8,257,677)	(85.94%)
OTHER PAYROLL EXPENSES				
3210 Empl. Rel. Bd. Assessments				
8000 General Fund	5,002	732	(4,270)	(85.37%)
3220 Public Employees Retire Cont				
8000 General Fund	2,116,813	297,614	(1,819,199)	(85.94%)
3230 Social Security Taxes				
8000 General Fund	735,057	103,346	(631,711)	(85.94%)
3240 Unemployment Assessments				
8000 General Fund	17,295	2,432	(14,863)	(85.94%)
3250 Workers Comp. Assess. (WCD)				
8000 General Fund	4,756	696	(4,060)	(85.37%)
3260 Mass Transit Tax				
8000 General Fund	29,854	8,106	(21,748)	(72.85%)
3270 Flexible Benefits				

Description	Agency Request Budget (V-01)	Governor's Budget (Y-01)	Column 2 Minus Column 1	% Change from Column 1 to Column 2
	Column 1	Column 2		
8000 General Fund	2,709,168	422,208	(2,286,960)	(84.42%)
OTHER PAYROLL EXPENSES				
8000 General Fund	5,617,945	835,134	(4,782,811)	(85.13%)
TOTAL OTHER PAYROLL EXPENSES	\$5,617,945	\$835,134	(\$4,782,811)	(85.13%)
P.S. BUDGET ADJUSTMENTS				
3465 Reconciliation Adjustment				
8000 General Fund	-	(6)	(6)	100.00%
P.S. BUDGET ADJUSTMENTS				
8000 General Fund	-	(6)	(6)	100.00%
TOTAL P.S. BUDGET ADJUSTMENTS	-	(\$6)	(\$6)	100.00%
PERSONAL SERVICES				
8000 General Fund	15,226,542	2,186,048	(13,040,494)	(85.64%)
TOTAL PERSONAL SERVICES	\$15,226,542	\$2,186,048	(\$13,040,494)	(85.64%)
SERVICES & SUPPLIES				
4100 Instate Travel				
8000 General Fund	131,040	-	(131,040)	(100.00%)
4150 Employee Training				
8000 General Fund	116,100	-	(116,100)	(100.00%)
4175 Office Expenses				

Description	Agency Request Budget (V-01)	Governor's Budget (Y-01)	Column 2 Minus Column 1	% Change from Column 1 to Column 2
	Column 1	Column 2		
8000 General Fund	605,424	-	(605,424)	(100.00%)
4250 Data Processing				
8000 General Fund	166,875	-	(166,875)	(100.00%)
4650 Other Services and Supplies				
8000 General Fund	101,160	-	(101,160)	(100.00%)
4700 Expendable Prop 250 - 5000				
8000 General Fund	123,574	-	(123,574)	(100.00%)
SERVICES & SUPPLIES				
8000 General Fund	1,244,173	-	(1,244,173)	(100.00%)
TOTAL SERVICES & SUPPLIES	\$1,244,173	-	(\$1,244,173)	(100.00%)
EXPENDITURES				
8000 General Fund	16,470,715	2,186,048	(14,284,667)	(86.73%)
TOTAL EXPENDITURES	\$16,470,715	\$2,186,048	(\$14,284,667)	(86.73%)
ENDING BALANCE				
8000 General Fund	-	-	0	0.00%
TOTAL ENDING BALANCE	-	-	\$0	0.00%
AUTHORIZED POSITIONS				
8150 Class/Unclass Positions	82	12	(70)	(85.37%)
AUTHORIZED FTE				

Description	Agency Request Budget (V-01)	Governor's Budget (Y-01)	Column 2 Minus Column 1	% Change from Column 1 to Column 2
	Column 1	Column 2		
8250 Class/Unclass FTE Positions	77.40	12.00	(65.40)	(84.50%)

Description	Agency Request Budget (V-01)	Governor's Budget (Y-01)	Column 2 Minus Column 1	% Change from Column 1 to Column 2
	Column 1	Column 2		

REVENUE CATEGORIES

CHARGES FOR SERVICES

0410 Charges for Services

3400 Other Funds Ltd	2,112,964	2,112,964	0	0.00%
----------------------	-----------	-----------	---	-------

REVENUE CATEGORIES

3400 Other Funds Ltd	2,112,964	2,112,964	0	0.00%
----------------------	-----------	-----------	---	-------

TOTAL REVENUE CATEGORIES	\$2,112,964	\$2,112,964	\$0	0.00%
---------------------------------	--------------------	--------------------	------------	--------------

AVAILABLE REVENUES

3400 Other Funds Ltd	2,112,964	2,112,964	0	0.00%
----------------------	-----------	-----------	---	-------

TOTAL AVAILABLE REVENUES	\$2,112,964	\$2,112,964	\$0	0.00%
---------------------------------	--------------------	--------------------	------------	--------------

EXPENDITURES

PERSONAL SERVICES

SALARIES & WAGES

3110 Class/Unclass Sal. and Per Diem

3400 Other Funds Ltd	1,059,504	1,059,504	0	0.00%
----------------------	-----------	-----------	---	-------

3170 Overtime Payments

3400 Other Funds Ltd	92,918	92,918	0	0.00%
----------------------	--------	--------	---	-------

3180 Shift Differential

3400 Other Funds Ltd	11,123	11,123	0	0.00%
----------------------	--------	--------	---	-------

Description	Agency Request Budget (V-01)	Governor's Budget (Y-01)	Column 2 Minus Column 1	% Change from Column 1 to Column 2
	Column 1	Column 2		
3190 All Other Differential				
3400 Other Funds Ltd	77,872	77,872	0	0.00%
SALARIES & WAGES				
3400 Other Funds Ltd	1,241,417	1,241,417	0	0.00%
TOTAL SALARIES & WAGES	\$1,241,417	\$1,241,417	\$0	0.00%
OTHER PAYROLL EXPENSES				
3210 Empl. Rel. Bd. Assessments				
3400 Other Funds Ltd	610	610	0	0.00%
3220 Public Employees Retire Cont				
3400 Other Funds Ltd	273,492	273,492	0	0.00%
3230 Social Security Taxes				
3400 Other Funds Ltd	94,971	94,971	0	0.00%
3240 Unemployment Assessments				
3400 Other Funds Ltd	2,233	2,233	0	0.00%
3250 Workers Comp. Assess. (WCD)				
3400 Other Funds Ltd	580	580	0	0.00%
3260 Mass Transit Tax				
3400 Other Funds Ltd	3,041	3,041	0	0.00%
3270 Flexible Benefits				

Description	Agency Request Budget (V-01)	Governor's Budget (Y-01)	Column 2 Minus Column 1	% Change from Column 1 to Column 2
	Column 1	Column 2		
3400 Other Funds Ltd	351,840	351,840	0	0.00%
OTHER PAYROLL EXPENSES				
3400 Other Funds Ltd	726,767	726,767	0	0.00%
TOTAL OTHER PAYROLL EXPENSES	\$726,767	\$726,767	\$0	0.00%
PERSONAL SERVICES				
3400 Other Funds Ltd	1,968,184	1,968,184	0	0.00%
TOTAL PERSONAL SERVICES	\$1,968,184	\$1,968,184	\$0	0.00%
SERVICES & SUPPLIES				
4100 Instate Travel				
3400 Other Funds Ltd	16,930	16,930	0	0.00%
4150 Employee Training				
3400 Other Funds Ltd	15,000	15,000	0	0.00%
4175 Office Expenses				
3400 Other Funds Ltd	78,220	78,220	0	0.00%
4250 Data Processing				
3400 Other Funds Ltd	21,560	21,560	0	0.00%
4650 Other Services and Supplies				
3400 Other Funds Ltd	13,070	13,070	0	0.00%
SERVICES & SUPPLIES				

Description	Agency Request Budget (V-01)	Governor's Budget (Y-01)	Column 2 Minus Column 1	% Change from Column 1 to Column 2
	Column 1	Column 2		
3400 Other Funds Ltd	144,780	144,780	0	0.00%
TOTAL SERVICES & SUPPLIES	\$144,780	\$144,780	\$0	0.00%
EXPENDITURES				
3400 Other Funds Ltd	2,112,964	2,112,964	0	0.00%
TOTAL EXPENDITURES	\$2,112,964	\$2,112,964	\$0	0.00%
ENDING BALANCE				
3400 Other Funds Ltd	-	-	0	0.00%
TOTAL ENDING BALANCE	-	-	\$0	0.00%
AUTHORIZED POSITIONS				
8150 Class/Unclass Positions	10	10	0	0.00%
AUTHORIZED FTE				
8250 Class/Unclass FTE Positions	10.00	10.00	0.00	0.00%

Description	Agency Request Budget (V-01)	Governor's Budget (Y-01)	Column 2 Minus Column 1	% Change from Column 1 to Column 2
	Column 1	Column 2		

REVENUE CATEGORIES

GENERAL FUND APPROPRIATION

0050 General Fund Appropriation

8000 General Fund 1,044,262 - (1,044,262) (100.00%)

REVENUE CATEGORIES

8000 General Fund 1,044,262 - (1,044,262) (100.00%)

TOTAL REVENUE CATEGORIES \$1,044,262 - (\$1,044,262) (100.00%)

AVAILABLE REVENUES

8000 General Fund 1,044,262 - (1,044,262) (100.00%)

TOTAL AVAILABLE REVENUES \$1,044,262 - (\$1,044,262) (100.00%)

EXPENDITURES

PERSONAL SERVICES

SALARIES & WAGES

3110 Class/Unclass Sal. and Per Diem

8000 General Fund 522,725 - (522,725) (100.00%)

3170 Overtime Payments

8000 General Fund 45,843 - (45,843) (100.00%)

3180 Shift Differential

8000 General Fund 5,489 - (5,489) (100.00%)

Description	Agency Request Budget (V-01)	Governor's Budget (Y-01)	Column 2 Minus Column 1	% Change from Column 1 to Column 2
	Column 1	Column 2		
3190 All Other Differential				
8000 General Fund	38,420	-	(38,420)	(100.00%)
SALARIES & WAGES				
8000 General Fund	612,477	-	(612,477)	(100.00%)
TOTAL SALARIES & WAGES	\$612,477	-	(\$612,477)	(100.00%)
OTHER PAYROLL EXPENSES				
3210 Empl. Rel. Bd. Assessments				
8000 General Fund	366	-	(366)	(100.00%)
3220 Public Employees Retire Cont				
8000 General Fund	134,930	-	(134,930)	(100.00%)
3230 Social Security Taxes				
8000 General Fund	46,854	-	(46,854)	(100.00%)
3240 Unemployment Assessments				
8000 General Fund	1,102	-	(1,102)	(100.00%)
3250 Workers Comp. Assess. (WCD)				
8000 General Fund	348	-	(348)	(100.00%)
3260 Mass Transit Tax				
8000 General Fund	3,675	-	(3,675)	(100.00%)
3270 Flexible Benefits				

Description	Agency Request Budget (V-01)	Governor's Budget (Y-01)	Column 2 Minus Column 1	% Change from Column 1 to Column 2
	Column 1	Column 2		
8000 General Fund	140,736	-	(140,736)	(100.00%)
OTHER PAYROLL EXPENSES				
8000 General Fund	328,011	-	(328,011)	(100.00%)
TOTAL OTHER PAYROLL EXPENSES	\$328,011	-	(\$328,011)	(100.00%)
PERSONAL SERVICES				
8000 General Fund	940,488	-	(940,488)	(100.00%)
TOTAL PERSONAL SERVICES	\$940,488	-	(\$940,488)	(100.00%)
SERVICES & SUPPLIES				
4100 Instate Travel				
8000 General Fund	7,889	-	(7,889)	(100.00%)
4150 Employee Training				
8000 General Fund	6,990	-	(6,990)	(100.00%)
4175 Office Expenses				
8000 General Fund	36,451	-	(36,451)	(100.00%)
4250 Data Processing				
8000 General Fund	10,047	-	(10,047)	(100.00%)
4650 Other Services and Supplies				
8000 General Fund	6,091	-	(6,091)	(100.00%)
4700 Expendable Prop 250 - 5000				

Description	Agency Request Budget (V-01)	Governor's Budget (Y-01)	Column 2 Minus Column 1	% Change from Column 1 to Column 2
	Column 1	Column 2		
8000 General Fund	19,686	-	(19,686)	(100.00%)
4715 IT Expendable Property				
8000 General Fund	16,620	-	(16,620)	(100.00%)
SERVICES & SUPPLIES				
8000 General Fund	103,774	-	(103,774)	(100.00%)
TOTAL SERVICES & SUPPLIES	\$103,774	-	(\$103,774)	(100.00%)
EXPENDITURES				
8000 General Fund	1,044,262	-	(1,044,262)	(100.00%)
TOTAL EXPENDITURES	\$1,044,262	-	(\$1,044,262)	(100.00%)
ENDING BALANCE				
8000 General Fund	-	-	0	0.00%
TOTAL ENDING BALANCE	-	-	\$0	0.00%
AUTHORIZED POSITIONS				
8150 Class/Unclass Positions	6	-	(6)	(100.00%)
AUTHORIZED FTE				
8250 Class/Unclass FTE Positions	4.66	-	(4.66)	(100.00%)

Description	Agency Request Budget (V-01)	Governor's Budget (Y-01)	Column 2 Minus Column 1	% Change from Column 1 to Column 2
	Column 1	Column 2		

REVENUE CATEGORIES

GENERAL FUND APPROPRIATION

0050 General Fund Appropriation

8000 General Fund 2,526,111 - (2,526,111) (100.00%)

REVENUE CATEGORIES

8000 General Fund 2,526,111 - (2,526,111) (100.00%)

TOTAL REVENUE CATEGORIES \$2,526,111 - (\$2,526,111) (100.00%)

AVAILABLE REVENUES

8000 General Fund 2,526,111 - (2,526,111) (100.00%)

TOTAL AVAILABLE REVENUES \$2,526,111 - (\$2,526,111) (100.00%)

EXPENDITURES

PERSONAL SERVICES

SALARIES & WAGES

3110 Class/Unclass Sal. and Per Diem

8000 General Fund 872,256 - (872,256) (100.00%)

3170 Overtime Payments

8000 General Fund 76,496 - (76,496) (100.00%)

3180 Shift Differential

8000 General Fund 9,157 - (9,157) (100.00%)

Description	Agency Request Budget (V-01)	Governor's Budget (Y-01)	Column 2 Minus Column 1	% Change from Column 1 to Column 2
	Column 1	Column 2		
3190 All Other Differential				
8000 General Fund	64,112	-	(64,112)	(100.00%)
SALARIES & WAGES				
8000 General Fund	1,022,021	-	(1,022,021)	(100.00%)
TOTAL SALARIES & WAGES	\$1,022,021	-	(\$1,022,021)	(100.00%)
OTHER PAYROLL EXPENSES				
3210 Empl. Rel. Bd. Assessments				
8000 General Fund	427	-	(427)	(100.00%)
3220 Public Employees Retire Cont				
8000 General Fund	225,149	-	(225,149)	(100.00%)
3230 Social Security Taxes				
8000 General Fund	78,189	-	(78,189)	(100.00%)
3240 Unemployment Assessments				
8000 General Fund	1,841	-	(1,841)	(100.00%)
3250 Workers Comp. Assess. (WCD)				
8000 General Fund	406	-	(406)	(100.00%)
3260 Mass Transit Tax				
8000 General Fund	1,752	-	(1,752)	(100.00%)
3270 Flexible Benefits				

Description	Agency Request Budget (V-01)	Governor's Budget (Y-01)	Column 2 Minus Column 1	% Change from Column 1 to Column 2
	Column 1	Column 2		
8000 General Fund	246,288	-	(246,288)	(100.00%)
OTHER PAYROLL EXPENSES				
8000 General Fund	554,052	-	(554,052)	(100.00%)
TOTAL OTHER PAYROLL EXPENSES	\$554,052	-	(\$554,052)	(100.00%)
PERSONAL SERVICES				
8000 General Fund	1,576,073	-	(1,576,073)	(100.00%)
TOTAL PERSONAL SERVICES	\$1,576,073	-	(\$1,576,073)	(100.00%)
SERVICES & SUPPLIES				
4100 Instate Travel				
8000 General Fund	11,851	-	(11,851)	(100.00%)
4150 Employee Training				
8000 General Fund	10,500	-	(10,500)	(100.00%)
4175 Office Expenses				
8000 General Fund	54,754	-	(54,754)	(100.00%)
4250 Data Processing				
8000 General Fund	15,092	-	(15,092)	(100.00%)
4300 Professional Services				
8000 General Fund	806,335	-	(806,335)	(100.00%)
4650 Other Services and Supplies				

Description	Agency Request Budget (V-01)	Governor's Budget (Y-01)	Column 2 Minus Column 1	% Change from Column 1 to Column 2
	Column 1	Column 2		
8000 General Fund	9,149	-	(9,149)	(100.00%)
4700 Expendable Prop 250 - 5000				
8000 General Fund	22,967	-	(22,967)	(100.00%)
4715 IT Expendable Property				
8000 General Fund	19,390	-	(19,390)	(100.00%)
SERVICES & SUPPLIES				
8000 General Fund	950,038	-	(950,038)	(100.00%)
TOTAL SERVICES & SUPPLIES	\$950,038	-	(\$950,038)	(100.00%)
EXPENDITURES				
8000 General Fund	2,526,111	-	(2,526,111)	(100.00%)
TOTAL EXPENDITURES	\$2,526,111	-	(\$2,526,111)	(100.00%)
ENDING BALANCE				
8000 General Fund	-	-	0	0.00%
TOTAL ENDING BALANCE	-	-	\$0	0.00%
AUTHORIZED POSITIONS				
8150 Class/Unclass Positions	7	-	(7)	(100.00%)
AUTHORIZED FTE				
8250 Class/Unclass FTE Positions	7.00	-	(7.00)	(100.00%)

Description	Agency Request Budget (V-01)	Governor's Budget (Y-01)	Column 2 Minus Column 1	% Change from Column 1 to Column 2
	Column 1	Column 2		
REVENUE CATEGORIES				
GENERAL FUND APPROPRIATION				
0050 General Fund Appropriation				
8000 General Fund	2,433,509	897,509	(1,536,000)	(63.12%)
REVENUE CATEGORIES				
8000 General Fund	2,433,509	897,509	(1,536,000)	(63.12%)
TOTAL REVENUE CATEGORIES	\$2,433,509	\$897,509	(\$1,536,000)	(63.12%)
AVAILABLE REVENUES				
8000 General Fund	2,433,509	897,509	(1,536,000)	(63.12%)
TOTAL AVAILABLE REVENUES	\$2,433,509	\$897,509	(\$1,536,000)	(63.12%)
EXPENDITURES				
SERVICES & SUPPLIES				
4150 Employee Training				
8000 General Fund	2,639	2,639	0	0.00%
4250 Data Processing				
8000 General Fund	1,144,870	894,870	(250,000)	(21.84%)
SERVICES & SUPPLIES				
8000 General Fund	1,147,509	897,509	(250,000)	(21.79%)
TOTAL SERVICES & SUPPLIES	\$1,147,509	\$897,509	(\$250,000)	(21.79%)

Description	Agency Request Budget (V-01)	Governor's Budget (Y-01)	Column 2 Minus Column 1	% Change from Column 1 to Column 2
	Column 1	Column 2		
CAPITAL OUTLAY				
5200 Technical Equipment				
8000 General Fund	1,286,000	-	(1,286,000)	(100.00%)
CAPITAL OUTLAY				
8000 General Fund	1,286,000	-	(1,286,000)	(100.00%)
TOTAL CAPITAL OUTLAY	\$1,286,000	-	(\$1,286,000)	(100.00%)
EXPENDITURES				
8000 General Fund	2,433,509	897,509	(1,536,000)	(63.12%)
TOTAL EXPENDITURES	\$2,433,509	\$897,509	(\$1,536,000)	(63.12%)
ENDING BALANCE				
8000 General Fund	-	-	0	0.00%
TOTAL ENDING BALANCE	-	-	\$0	0.00%

Description	Agency Request Budget (V-01)	Governor's Budget (Y-01)	Column 2 Minus Column 1	% Change from Column 1 to Column 2
	Column 1	Column 2		

REVENUE CATEGORIES

GENERAL FUND APPROPRIATION

0050 General Fund Appropriation

8000 General Fund	472,184	472,184	0	0.00%
-------------------	---------	---------	---	-------

REVENUE CATEGORIES

8000 General Fund	472,184	472,184	0	0.00%
-------------------	---------	---------	---	-------

TOTAL REVENUE CATEGORIES	\$472,184	\$472,184	\$0	0.00%
---------------------------------	------------------	------------------	------------	--------------

AVAILABLE REVENUES

8000 General Fund	472,184	472,184	0	0.00%
-------------------	---------	---------	---	-------

TOTAL AVAILABLE REVENUES	\$472,184	\$472,184	\$0	0.00%
---------------------------------	------------------	------------------	------------	--------------

EXPENDITURES

PERSONAL SERVICES

SALARIES & WAGES

3160 Temporary Appointments

8000 General Fund	5,865	5,865	0	0.00%
-------------------	-------	-------	---	-------

3170 Overtime Payments

8000 General Fund	1,898	1,898	0	0.00%
-------------------	-------	-------	---	-------

3190 All Other Differential

8000 General Fund	13,809	13,809	0	0.00%
-------------------	--------	--------	---	-------

Description	Agency Request Budget (V-01)	Governor's Budget (Y-01)	Column 2 Minus Column 1	% Change from Column 1 to Column 2
	Column 1	Column 2		
3400 Other Funds Ltd	1,776	1,776	0	0.00%
All Funds	15,585	15,585	0	0.00%
SALARIES & WAGES				
8000 General Fund	21,572	21,572	0	0.00%
3400 Other Funds Ltd	1,776	1,776	0	0.00%
TOTAL SALARIES & WAGES	\$23,348	\$23,348	\$0	0.00%
OTHER PAYROLL EXPENSES				
3220 Public Employees Retire Cont				
8000 General Fund	3,460	3,460	0	0.00%
3400 Other Funds Ltd	391	391	0	0.00%
All Funds	3,851	3,851	0	0.00%
3221 Pension Obligation Bond				
8000 General Fund	162,222	162,222	0	0.00%
3400 Other Funds Ltd	10,146	10,146	0	0.00%
All Funds	172,368	172,368	0	0.00%
3230 Social Security Taxes				
8000 General Fund	1,650	1,650	0	0.00%
3400 Other Funds Ltd	136	136	0	0.00%
All Funds	1,786	1,786	0	0.00%

Description	Agency Request Budget (V-01)	Governor's Budget (Y-01)	Column 2 Minus Column 1	% Change from Column 1 to Column 2
	Column 1	Column 2		
3240 Unemployment Assessments				
8000 General Fund	1,211	1,211	0	0.00%
3400 Other Funds Ltd	10	10	0	0.00%
All Funds	1,221	1,221	0	0.00%
3260 Mass Transit Tax				
8000 General Fund	21,132	21,132	0	0.00%
3400 Other Funds Ltd	289	289	0	0.00%
All Funds	21,421	21,421	0	0.00%
OTHER PAYROLL EXPENSES				
8000 General Fund	189,675	189,675	0	0.00%
3400 Other Funds Ltd	10,972	10,972	0	0.00%
TOTAL OTHER PAYROLL EXPENSES	\$200,647	\$200,647	\$0	0.00%
P.S. BUDGET ADJUSTMENTS				
3455 Vacancy Savings				
8000 General Fund	260,937	260,937	0	0.00%
3400 Other Funds Ltd	26,691	26,691	0	0.00%
All Funds	287,628	287,628	0	0.00%
P.S. BUDGET ADJUSTMENTS				
8000 General Fund	260,937	260,937	0	0.00%

Description	Agency Request Budget (V-01)	Governor's Budget (Y-01)	Column 2 Minus Column 1	% Change from Column 1 to Column 2
	Column 1	Column 2		
3400 Other Funds Ltd	26,691	26,691	0	0.00%
TOTAL P.S. BUDGET ADJUSTMENTS	\$287,628	\$287,628	\$0	0.00%
PERSONAL SERVICES				
8000 General Fund	472,184	472,184	0	0.00%
3400 Other Funds Ltd	39,439	39,439	0	0.00%
TOTAL PERSONAL SERVICES	\$511,623	\$511,623	\$0	0.00%
EXPENDITURES				
8000 General Fund	472,184	472,184	0	0.00%
3400 Other Funds Ltd	39,439	39,439	0	0.00%
TOTAL EXPENDITURES	\$511,623	\$511,623	\$0	0.00%
ENDING BALANCE				
8000 General Fund	-	-	0	0.00%
3400 Other Funds Ltd	(39,439)	(39,439)	0	0.00%
TOTAL ENDING BALANCE	(\$39,439)	(\$39,439)	\$0	0.00%

Description	Agency Request Budget (V-01)	Governor's Budget (Y-01)	Column 2 Minus Column 1	% Change from Column 1 to Column 2
	Column 1	Column 2		

EXPENDITURES

SERVICES & SUPPLIES

4625 Other COP Costs

3400 Other Funds Ltd (721,466) (721,466) 0 0.00%

4700 Expendable Prop 250 - 5000

3400 Other Funds Ltd (6,322) (6,322) 0 0.00%

4715 IT Expendable Property

3400 Other Funds Ltd (5,338) (5,338) 0 0.00%

SERVICES & SUPPLIES

3400 Other Funds Ltd (733,126) (733,126) 0 0.00%

TOTAL SERVICES & SUPPLIES

(\$733,126) (\$733,126) \$0 0.00%

CAPITAL OUTLAY

5900 Other Capital Outlay

3400 Other Funds Ltd (500,000) (500,000) 0 0.00%

CAPITAL OUTLAY

3400 Other Funds Ltd (500,000) (500,000) 0 0.00%

TOTAL CAPITAL OUTLAY

(\$500,000) (\$500,000) \$0 0.00%

EXPENDITURES

3400 Other Funds Ltd (1,233,126) (1,233,126) 0 0.00%

Package Comparison Report - Detail
 2019-21 Biennium
 Central Administration

Cross Reference Number: 29100-004-00-00-00000
 Package: Phase-out Pgm & One-time Costs
 Pkg Group: ESS Pkg Type: 020 Pkg Number: 022

Description	Agency Request Budget (V-01)	Governor's Budget (Y-01)	Column 2 Minus Column 1	% Change from Column 1 to Column 2
	Column 1	Column 2		
TOTAL EXPENDITURES	(\$1,233,126)	(\$1,233,126)	\$0	0.00%
ENDING BALANCE				
3400 Other Funds Ltd	1,233,126	1,233,126	0	0.00%
TOTAL ENDING BALANCE	\$1,233,126	\$1,233,126	\$0	0.00%

Description	Agency Request Budget (V-01)	Governor's Budget (Y-01)	Column 2 Minus Column 1	% Change from Column 1 to Column 2
	Column 1	Column 2		

REVENUE CATEGORIES

GENERAL FUND APPROPRIATION

0050 General Fund Appropriation

8000 General Fund	12,696,820	12,696,820	0	0.00%
-------------------	------------	------------	---	-------

REVENUE CATEGORIES

8000 General Fund	12,696,820	12,696,820	0	0.00%
-------------------	------------	------------	---	-------

TOTAL REVENUE CATEGORIES	\$12,696,820	\$12,696,820	\$0	0.00%
---------------------------------	---------------------	---------------------	------------	--------------

AVAILABLE REVENUES

8000 General Fund	12,696,820	12,696,820	0	0.00%
-------------------	------------	------------	---	-------

TOTAL AVAILABLE REVENUES	\$12,696,820	\$12,696,820	\$0	0.00%
---------------------------------	---------------------	---------------------	------------	--------------

EXPENDITURES

SERVICES & SUPPLIES

4100 Instate Travel

8000 General Fund	4,971	4,971	0	0.00%
-------------------	-------	-------	---	-------

3400 Other Funds Ltd	657	657	0	0.00%
----------------------	-----	-----	---	-------

6400 Federal Funds Ltd	3,531	3,531	0	0.00%
------------------------	-------	-------	---	-------

All Funds	9,159	9,159	0	0.00%
-----------	-------	-------	---	-------

4125 Out of State Travel

8000 General Fund	717	717	0	0.00%
-------------------	-----	-----	---	-------

Description	Agency Request Budget (V-01)	Governor's Budget (Y-01)	Column 2 Minus Column 1	% Change from Column 1 to Column 2
	Column 1	Column 2		
3400 Other Funds Ltd	812	812	0	0.00%
All Funds	1,529	1,529	0	0.00%
4150 Employee Training				
8000 General Fund	5,839	5,839	0	0.00%
3400 Other Funds Ltd	24	24	0	0.00%
All Funds	5,863	5,863	0	0.00%
4175 Office Expenses				
8000 General Fund	56,236	56,236	0	0.00%
3400 Other Funds Ltd	992	992	0	0.00%
All Funds	57,228	57,228	0	0.00%
4200 Telecommunications				
8000 General Fund	97,179	97,179	0	0.00%
6400 Federal Funds Ltd	17,646	17,646	0	0.00%
All Funds	114,825	114,825	0	0.00%
4225 State Gov. Service Charges				
8000 General Fund	11,882,632	11,882,632	0	0.00%
4250 Data Processing				
8000 General Fund	145,737	145,737	0	0.00%
3400 Other Funds Ltd	48	48	0	0.00%

Description	Agency Request Budget (V-01)	Governor's Budget (Y-01)	Column 2 Minus Column 1	% Change from Column 1 to Column 2
	Column 1	Column 2		
All Funds	145,785	145,785	0	0.00%
4275 Publicity and Publications				
8000 General Fund	1,468	1,468	0	0.00%
4300 Professional Services				
8000 General Fund	13,038	13,038	0	0.00%
6400 Federal Funds Ltd	18,572	18,572	0	0.00%
All Funds	31,610	31,610	0	0.00%
4325 Attorney General				
8000 General Fund	384,531	384,531	0	0.00%
4375 Employee Recruitment and Develop				
8000 General Fund	112	112	0	0.00%
4400 Dues and Subscriptions				
8000 General Fund	321	321	0	0.00%
4425 Facilities Rental and Taxes				
8000 General Fund	53,190	53,190	0	0.00%
4450 Fuels and Utilities				
8000 General Fund	7,062	7,062	0	0.00%
4475 Facilities Maintenance				
8000 General Fund	340	340	0	0.00%

Description	Agency Request Budget (V-01)	Governor's Budget (Y-01)	Column 2 Minus Column 1	% Change from Column 1 to Column 2
	Column 1	Column 2		
4525 Medical Services and Supplies				
8000 General Fund	603	603	0	0.00%
4550 Other Care of Residents and Patients				
8000 General Fund	216	216	0	0.00%
4650 Other Services and Supplies				
8000 General Fund	31,644	31,644	0	0.00%
3400 Other Funds Ltd	15,688	15,688	0	0.00%
All Funds	47,332	47,332	0	0.00%
4700 Expendable Prop 250 - 5000				
8000 General Fund	2,519	2,519	0	0.00%
4715 IT Expendable Property				
8000 General Fund	1,842	1,842	0	0.00%
SERVICES & SUPPLIES				
8000 General Fund	12,690,197	12,690,197	0	0.00%
3400 Other Funds Ltd	18,221	18,221	0	0.00%
6400 Federal Funds Ltd	39,749	39,749	0	0.00%
TOTAL SERVICES & SUPPLIES	\$12,748,167	\$12,748,167	\$0	0.00%

CAPITAL OUTLAY

5100 Office Furniture and Fixtures

Description	Agency Request Budget (V-01)	Governor's Budget (Y-01)	Column 2 Minus Column 1	% Change from Column 1 to Column 2
	Column 1	Column 2		
8000 General Fund	2,459	2,459	0	0.00%
CAPITAL OUTLAY				
8000 General Fund	2,459	2,459	0	0.00%
TOTAL CAPITAL OUTLAY	\$2,459	\$2,459	\$0	0.00%
SPECIAL PAYMENTS				
6035 Dist to Individuals				
8000 General Fund	3,825	3,825	0	0.00%
6085 Other Special Payments				
8000 General Fund	339	339	0	0.00%
SPECIAL PAYMENTS				
8000 General Fund	4,164	4,164	0	0.00%
TOTAL SPECIAL PAYMENTS	\$4,164	\$4,164	\$0	0.00%
EXPENDITURES				
8000 General Fund	12,696,820	12,696,820	0	0.00%
3400 Other Funds Ltd	18,221	18,221	0	0.00%
6400 Federal Funds Ltd	39,749	39,749	0	0.00%
TOTAL EXPENDITURES	\$12,754,790	\$12,754,790	\$0	0.00%
ENDING BALANCE				
8000 General Fund	-	-	0	0.00%

Description	Agency Request Budget (V-01)	Governor's Budget (Y-01)	Column 2 Minus Column 1	% Change from Column 1 to Column 2
	Column 1	Column 2		
3400 Other Funds Ltd	(18,221)	(18,221)	0	0.00%
6400 Federal Funds Ltd	(39,749)	(39,749)	0	0.00%
TOTAL ENDING BALANCE	(\$57,970)	(\$57,970)	\$0	0.00%

Description	Agency Request Budget (V-01)	Governor's Budget (Y-01)	Column 2 Minus Column 1	% Change from Column 1 to Column 2
	Column 1	Column 2		

REVENUE CATEGORIES

GENERAL FUND APPROPRIATION

0050 General Fund Appropriation

8000 General Fund 64 64 0 0.00%

REVENUE CATEGORIES

8000 General Fund 64 64 0 0.00%

TOTAL REVENUE CATEGORIES \$64 \$64 \$0 0.00%

AVAILABLE REVENUES

8000 General Fund 64 64 0 0.00%

TOTAL AVAILABLE REVENUES \$64 \$64 \$0 0.00%

EXPENDITURES

SERVICES & SUPPLIES

4525 Medical Services and Supplies

8000 General Fund 64 64 0 0.00%

SERVICES & SUPPLIES

8000 General Fund 64 64 0 0.00%

TOTAL SERVICES & SUPPLIES \$64 \$64 \$0 0.00%

EXPENDITURES

8000 General Fund 64 64 0 0.00%

Description	Agency Request Budget (V-01)	Governor's Budget (Y-01)	Column 2 Minus Column 1	% Change from Column 1 to Column 2
	Column 1	Column 2		
TOTAL EXPENDITURES	\$64	\$64	\$0	0.00%
ENDING BALANCE				
8000 General Fund	-	-	0	0.00%
TOTAL ENDING BALANCE	-	-	\$0	0.00%

Description	Agency Request Budget (V-01)	Governor's Budget (Y-01)	Column 2 Minus Column 1	% Change from Column 1 to Column 2
	Column 1	Column 2		
REVENUE CATEGORIES				
GENERAL FUND APPROPRIATION				
0050 General Fund Appropriation				
8000 General Fund	(4,941)	(9,155)	(4,214)	(85.29%)
REVENUE CATEGORIES				
8000 General Fund	(4,941)	(9,155)	(4,214)	(85.29%)
TOTAL REVENUE CATEGORIES	(\$4,941)	(\$9,155)	(\$4,214)	(85.29%)
AVAILABLE REVENUES				
8000 General Fund	(4,941)	(9,155)	(4,214)	(85.29%)
TOTAL AVAILABLE REVENUES	(\$4,941)	(\$9,155)	(\$4,214)	(85.29%)
EXPENDITURES				
SERVICES & SUPPLIES				
4175 Office Expenses				
8000 General Fund	(4,941)	(9,155)	(4,214)	(85.29%)
SERVICES & SUPPLIES				
8000 General Fund	(4,941)	(9,155)	(4,214)	(85.29%)
TOTAL SERVICES & SUPPLIES	(\$4,941)	(\$9,155)	(\$4,214)	(85.29%)
EXPENDITURES				
8000 General Fund	(4,941)	(9,155)	(4,214)	(85.29%)

Description	Agency Request Budget (V-01)	Governor's Budget (Y-01)	Column 2 Minus Column 1	% Change from Column 1 to Column 2
	Column 1	Column 2		
TOTAL EXPENDITURES	(\$4,941)	(\$9,155)	(\$4,214)	(85.29%)
ENDING BALANCE				
8000 General Fund	-	-	0	0.00%
TOTAL ENDING BALANCE	-	-	\$0	0.00%

Description	Agency Request Budget (V-01)	Governor's Budget (Y-01)	Column 2 Minus Column 1	% Change from Column 1 to Column 2
	Column 1	Column 2		
REVENUE CATEGORIES				
GENERAL FUND APPROPRIATION				
0050 General Fund Appropriation				
8000 General Fund	446,959	446,959	0	0.00%
REVENUE CATEGORIES				
8000 General Fund	446,959	446,959	0	0.00%
TOTAL REVENUE CATEGORIES	\$446,959	\$446,959	\$0	0.00%
AVAILABLE REVENUES				
8000 General Fund	446,959	446,959	0	0.00%
TOTAL AVAILABLE REVENUES	\$446,959	\$446,959	\$0	0.00%
EXPENDITURES				
PERSONAL SERVICES				
SALARIES & WAGES				
3110 Class/Unclass Sal. and Per Diem				
8000 General Fund	157,008	157,008	0	0.00%
SALARIES & WAGES				
8000 General Fund	157,008	157,008	0	0.00%
TOTAL SALARIES & WAGES	\$157,008	\$157,008	\$0	0.00%
OTHER PAYROLL EXPENSES				

Description	Agency Request Budget (V-01)	Governor's Budget (Y-01)	Column 2 Minus Column 1	% Change from Column 1 to Column 2
	Column 1	Column 2		
3210 Empl. Rel. Bd. Assessments				
8000 General Fund	61	61	0	0.00%
3220 Public Employees Retire Cont				
8000 General Fund	34,589	34,589	0	0.00%
3230 Social Security Taxes				
8000 General Fund	12,011	12,011	0	0.00%
3240 Unemployment Assessments				
8000 General Fund	283	283	0	0.00%
3250 Workers Comp. Assess. (WCD)				
8000 General Fund	58	58	0	0.00%
3260 Mass Transit Tax				
8000 General Fund	942	942	0	0.00%
3270 Flexible Benefits				
8000 General Fund	35,184	35,184	0	0.00%
OTHER PAYROLL EXPENSES				
8000 General Fund	83,128	83,128	0	0.00%
TOTAL OTHER PAYROLL EXPENSES	\$83,128	\$83,128	\$0	0.00%
PERSONAL SERVICES				
8000 General Fund	240,136	240,136	0	0.00%

Description	Agency Request Budget (V-01)	Governor's Budget (Y-01)	Column 2 Minus Column 1	% Change from Column 1 to Column 2
	Column 1	Column 2		
TOTAL PERSONAL SERVICES	\$240,136	\$240,136	\$0	0.00%
SERVICES & SUPPLIES				
4325 Attorney General				
8000 General Fund	206,823	206,823	0	0.00%
SERVICES & SUPPLIES				
8000 General Fund	206,823	206,823	0	0.00%
TOTAL SERVICES & SUPPLIES	\$206,823	\$206,823	\$0	0.00%
EXPENDITURES				
8000 General Fund	446,959	446,959	0	0.00%
TOTAL EXPENDITURES	\$446,959	\$446,959	\$0	0.00%
ENDING BALANCE				
8000 General Fund	-	-	0	0.00%
TOTAL ENDING BALANCE	-	-	\$0	0.00%
AUTHORIZED POSITIONS				
8150 Class/Unclass Positions	1	1	0	0.00%
AUTHORIZED FTE				
8250 Class/Unclass FTE Positions	1.00	1.00	0.00	0.00%

Description	Agency Request Budget (V-01)	Governor's Budget (Y-01)	Column 2 Minus Column 1	% Change from Column 1 to Column 2
	Column 1	Column 2		

REVENUE CATEGORIES

GENERAL FUND APPROPRIATION

0050 General Fund Appropriation

8000 General Fund - (354,361) (354,361) 100.00%

REVENUE CATEGORIES

8000 General Fund - (354,361) (354,361) 100.00%

TOTAL REVENUE CATEGORIES - (\$354,361) (\$354,361) 100.00%

AVAILABLE REVENUES

8000 General Fund - (354,361) (354,361) 100.00%

TOTAL AVAILABLE REVENUES - (\$354,361) (\$354,361) 100.00%

EXPENDITURES

PERSONAL SERVICES

SALARIES & WAGES

3110 Class/Unclass Sal. and Per Diem

8000 General Fund - (103,872) (103,872) 100.00%

SALARIES & WAGES

8000 General Fund - (103,872) (103,872) 100.00%

TOTAL SALARIES & WAGES - (\$103,872) (\$103,872) 100.00%

OTHER PAYROLL EXPENSES

Description	Agency Request Budget (V-01)	Governor's Budget (Y-01)	Column 2 Minus Column 1	% Change from Column 1 to Column 2
	Column 1	Column 2		
3210 Empl. Rel. Bd. Assessments				
8000 General Fund	-	(61)	(61)	100.00%
3220 Public Employees Retire Cont				
8000 General Fund	-	(22,883)	(22,883)	100.00%
3230 Social Security Taxes				
8000 General Fund	-	(7,946)	(7,946)	100.00%
3250 Workers Comp. Assess. (WCD)				
8000 General Fund	-	(58)	(58)	100.00%
3260 Mass Transit Tax				
8000 General Fund	-	(623)	(623)	100.00%
3270 Flexible Benefits				
8000 General Fund	-	(35,184)	(35,184)	100.00%
OTHER PAYROLL EXPENSES				
8000 General Fund	-	(66,755)	(66,755)	100.00%
TOTAL OTHER PAYROLL EXPENSES	-	(\$66,755)	(\$66,755)	100.00%
P.S. BUDGET ADJUSTMENTS				
3465 Reconciliation Adjustment				
8000 General Fund	-	(3)	(3)	100.00%
P.S. BUDGET ADJUSTMENTS				

Description	Agency Request Budget (V-01)	Governor's Budget (Y-01)	Column 2 Minus Column 1	% Change from Column 1 to Column 2
	Column 1	Column 2		
8000 General Fund	-	(3)	(3)	100.00%
TOTAL P.S. BUDGET ADJUSTMENTS	-	(\$3)	(\$3)	100.00%
PERSONAL SERVICES				
8000 General Fund	-	(170,630)	(170,630)	100.00%
TOTAL PERSONAL SERVICES	-	(\$170,630)	(\$170,630)	100.00%
SERVICES & SUPPLIES				
4100 Instate Travel				
8000 General Fund	-	(11,610)	(11,610)	100.00%
4125 Out of State Travel				
8000 General Fund	-	(717)	(717)	100.00%
4150 Employee Training				
8000 General Fund	-	(11,716)	(11,716)	100.00%
4175 Office Expenses				
8000 General Fund	-	(86,890)	(86,890)	100.00%
4250 Data Processing				
8000 General Fund	-	(8,448)	(8,448)	100.00%
4275 Publicity and Publications				
8000 General Fund	-	(1,468)	(1,468)	100.00%
4300 Professional Services				

Description	Agency Request Budget (V-01)	Governor's Budget (Y-01)	Column 2 Minus Column 1	% Change from Column 1 to Column 2
	Column 1	Column 2		
8000 General Fund	-	(13,038)	(13,038)	100.00%
4375 Employee Recruitment and Develop				
8000 General Fund	-	(112)	(112)	100.00%
4400 Dues and Subscriptions				
8000 General Fund	-	(321)	(321)	100.00%
4450 Fuels and Utilities				
8000 General Fund	-	(7,062)	(7,062)	100.00%
4475 Facilities Maintenance				
8000 General Fund	-	(340)	(340)	100.00%
4525 Medical Services and Supplies				
8000 General Fund	-	(667)	(667)	100.00%
4550 Other Care of Residents and Patients				
8000 General Fund	-	(216)	(216)	100.00%
4650 Other Services and Supplies				
8000 General Fund	-	(36,765)	(36,765)	100.00%
4700 Expendable Prop 250 - 5000				
8000 General Fund	-	(2,519)	(2,519)	100.00%
4715 IT Expendable Property				
8000 General Fund	-	(1,842)	(1,842)	100.00%

Description	Agency Request Budget (V-01)	Governor's Budget (Y-01)	Column 2 Minus Column 1	% Change from Column 1 to Column 2
	Column 1	Column 2		
SERVICES & SUPPLIES				
8000 General Fund	-	(183,731)	(183,731)	100.00%
TOTAL SERVICES & SUPPLIES	-	(\$183,731)	(\$183,731)	100.00%
EXPENDITURES				
8000 General Fund	-	(354,361)	(354,361)	100.00%
TOTAL EXPENDITURES	-	(\$354,361)	(\$354,361)	100.00%
ENDING BALANCE				
8000 General Fund	-	-	0	0.00%
TOTAL ENDING BALANCE	-	-	\$0	0.00%
AUTHORIZED POSITIONS				
8150 Class/Unclass Positions	-	(1)	(1)	100.00%
AUTHORIZED FTE				
8250 Class/Unclass FTE Positions	-	(1.00)	(1.00)	100.00%

Description	Agency Request Budget (V-01)	Governor's Budget (Y-01)	Column 2 Minus Column 1	% Change from Column 1 to Column 2
	Column 1	Column 2		

REVENUE CATEGORIES

GENERAL FUND APPROPRIATION

0050 General Fund Appropriation

8000 General Fund - (5,356,274) (5,356,274) 100.00%

REVENUE CATEGORIES

8000 General Fund - (5,356,274) (5,356,274) 100.00%

TOTAL REVENUE CATEGORIES - (\$5,356,274) (\$5,356,274) 100.00%

AVAILABLE REVENUES

8000 General Fund - (5,356,274) (5,356,274) 100.00%

TOTAL AVAILABLE REVENUES - (\$5,356,274) (\$5,356,274) 100.00%

EXPENDITURES

SERVICES & SUPPLIES

4175 Office Expenses

8000 General Fund - (504,879) (504,879) 100.00%

4225 State Gov. Service Charges

8000 General Fund - (4,289,683) (4,289,683) 100.00%

4250 Data Processing

8000 General Fund - (311,158) (311,158) 100.00%

4650 Other Services and Supplies

Description	Agency Request Budget (V-01)	Governor's Budget (Y-01)	Column 2 Minus Column 1	% Change from Column 1 to Column 2
	Column 1	Column 2		
8000 General Fund	-	(250,554)	(250,554)	100.00%
SERVICES & SUPPLIES				
8000 General Fund	-	(5,356,274)	(5,356,274)	100.00%
TOTAL SERVICES & SUPPLIES	-	(\$5,356,274)	(\$5,356,274)	100.00%
EXPENDITURES				
8000 General Fund	-	(5,356,274)	(5,356,274)	100.00%
TOTAL EXPENDITURES	-	(\$5,356,274)	(\$5,356,274)	100.00%
ENDING BALANCE				
8000 General Fund	-	-	0	0.00%
TOTAL ENDING BALANCE	-	-	\$0	0.00%

Description	Agency Request Budget (V-01)	Governor's Budget (Y-01)	Column 2 Minus Column 1	% Change from Column 1 to Column 2
	Column 1	Column 2		

REVENUE CATEGORIES

GENERAL FUND APPROPRIATION

0050 General Fund Appropriation

8000 General Fund - (148,788) (148,788) 100.00%

REVENUE CATEGORIES

8000 General Fund - (148,788) (148,788) 100.00%

TOTAL REVENUE CATEGORIES - (\$148,788) (\$148,788) 100.00%

AVAILABLE REVENUES

8000 General Fund - (148,788) (148,788) 100.00%

TOTAL AVAILABLE REVENUES - (\$148,788) (\$148,788) 100.00%

EXPENDITURES

SERVICES & SUPPLIES

4325 Attorney General

8000 General Fund - (148,788) (148,788) 100.00%

SERVICES & SUPPLIES

8000 General Fund - (148,788) (148,788) 100.00%

TOTAL SERVICES & SUPPLIES - (\$148,788) (\$148,788) 100.00%

EXPENDITURES

8000 General Fund - (148,788) (148,788) 100.00%

Package Comparison Report - Detail
 2019-21 Biennium
 Central Administration

Cross Reference Number: 29100-004-00-00-00000
 Package: Statewide AG Adjustment
 Pkg Group: POL Pkg Type: 090 Pkg Number: 092

Description	Agency Request Budget (V-01)	Governor's Budget (Y-01)	Column 2 Minus Column 1	% Change from Column 1 to Column 2
	Column 1	Column 2		
TOTAL EXPENDITURES	-	(\$148,788)	(\$148,788)	100.00%
ENDING BALANCE				
8000 General Fund	-	-	0	0.00%
TOTAL ENDING BALANCE	-	-	\$0	0.00%

Description	Agency Request Budget (V-01)	Governor's Budget (Y-01)	Column 2 Minus Column 1	% Change from Column 1 to Column 2
	Column 1	Column 2		

REVENUE CATEGORIES

BOND SALES

0555 General Fund Obligation Bonds

3400 Other Funds Ltd	1,120,000	-	(1,120,000)	(100.00%)
----------------------	-----------	---	-------------	-----------

REVENUE CATEGORIES

3400 Other Funds Ltd	1,120,000	-	(1,120,000)	(100.00%)
----------------------	-----------	---	-------------	-----------

TOTAL REVENUE CATEGORIES	\$1,120,000	-	(\$1,120,000)	(100.00%)
---------------------------------	--------------------	----------	----------------------	------------------

AVAILABLE REVENUES

3400 Other Funds Ltd	1,120,000	-	(1,120,000)	(100.00%)
----------------------	-----------	---	-------------	-----------

TOTAL AVAILABLE REVENUES	\$1,120,000	-	(\$1,120,000)	(100.00%)
---------------------------------	--------------------	----------	----------------------	------------------

EXPENDITURES

SERVICES & SUPPLIES

4625 Other COP Costs

3400 Other Funds Ltd	1,120,000	-	(1,120,000)	(100.00%)
----------------------	-----------	---	-------------	-----------

SERVICES & SUPPLIES

3400 Other Funds Ltd	1,120,000	-	(1,120,000)	(100.00%)
----------------------	-----------	---	-------------	-----------

TOTAL SERVICES & SUPPLIES	\$1,120,000	-	(\$1,120,000)	(100.00%)
--------------------------------------	--------------------	----------	----------------------	------------------

EXPENDITURES

3400 Other Funds Ltd	1,120,000	-	(1,120,000)	(100.00%)
----------------------	-----------	---	-------------	-----------

Package Comparison Report - Detail
 2019-21 Biennium
 Central Administration

Cross Reference Number: 29100-004-00-00-00000
 Package: Public Safety Center Campus (PSCC)
 Pkg Group: POL Pkg Type: POL Pkg Number: 102

Description	Agency Request Budget (V-01)	Governor's Budget (Y-01)	Column 2 Minus Column 1	% Change from Column 1 to Column 2
	Column 1	Column 2		
TOTAL EXPENDITURES	\$1,120,000	-	(\$1,120,000)	(100.00%)
ENDING BALANCE				
3400 Other Funds Ltd	-	-	0	0.00%
TOTAL ENDING BALANCE	-	-	\$0	0.00%

Package Comparison Report - Detail
 2019-21 Biennium
 Central Administration

Cross Reference Number: 29100-004-00-00-00000
 Package: Research & Data FTE and Contracting
 Pkg Group: POL Pkg Type: POL Pkg Number: 105

Description	Agency Request Budget (V-01)	Governor's Budget (Y-01)	Column 2 Minus Column 1	% Change from Column 1 to Column 2
	Column 1	Column 2		

REVENUE CATEGORIES

GENERAL FUND APPROPRIATION

0050 General Fund Appropriation

8000 General Fund	959,996	-	(959,996)	(100.00%)
-------------------	---------	---	-----------	-----------

REVENUE CATEGORIES

8000 General Fund	959,996	-	(959,996)	(100.00%)
-------------------	---------	---	-----------	-----------

TOTAL REVENUE CATEGORIES	\$959,996	-	(\$959,996)	(100.00%)
---------------------------------	------------------	----------	--------------------	------------------

AVAILABLE REVENUES

8000 General Fund	959,996	-	(959,996)	(100.00%)
-------------------	---------	---	-----------	-----------

TOTAL AVAILABLE REVENUES	\$959,996	-	(\$959,996)	(100.00%)
---------------------------------	------------------	----------	--------------------	------------------

EXPENDITURES

PERSONAL SERVICES

SALARIES & WAGES

3110 Class/Unclass Sal. and Per Diem

8000 General Fund	446,352	-	(446,352)	(100.00%)
-------------------	---------	---	-----------	-----------

3170 Overtime Payments

8000 General Fund	1,874	-	(1,874)	(100.00%)
-------------------	-------	---	---------	-----------

3190 All Other Differential

8000 General Fund	5,936	-	(5,936)	(100.00%)
-------------------	-------	---	---------	-----------

Description	Agency Request Budget (V-01)	Governor's Budget (Y-01)	Column 2 Minus Column 1	% Change from Column 1 to Column 2
	Column 1	Column 2		
SALARIES & WAGES				
8000 General Fund	454,162	-	(454,162)	(100.00%)
TOTAL SALARIES & WAGES	\$454,162	-	(\$454,162)	(100.00%)
OTHER PAYROLL EXPENSES				
3210 Empl. Rel. Bd. Assessments				
8000 General Fund	183	-	(183)	(100.00%)
3220 Public Employees Retire Cont				
8000 General Fund	100,052	-	(100,052)	(100.00%)
3230 Social Security Taxes				
8000 General Fund	34,743	-	(34,743)	(100.00%)
3240 Unemployment Assessments				
8000 General Fund	818	-	(818)	(100.00%)
3250 Workers Comp. Assess. (WCD)				
8000 General Fund	174	-	(174)	(100.00%)
3260 Mass Transit Tax				
8000 General Fund	2,725	-	(2,725)	(100.00%)
3270 Flexible Benefits				
8000 General Fund	105,552	-	(105,552)	(100.00%)
OTHER PAYROLL EXPENSES				

Description	Agency Request Budget (V-01)	Governor's Budget (Y-01)	Column 2 Minus Column 1	% Change from Column 1 to Column 2
	Column 1	Column 2		
8000 General Fund	244,247	-	(244,247)	(100.00%)
TOTAL OTHER PAYROLL EXPENSES	\$244,247	-	(\$244,247)	(100.00%)
PERSONAL SERVICES				
8000 General Fund	698,409	-	(698,409)	(100.00%)
TOTAL PERSONAL SERVICES	\$698,409	-	(\$698,409)	(100.00%)
SERVICES & SUPPLIES				
4100 Instate Travel				
8000 General Fund	5,079	-	(5,079)	(100.00%)
4150 Employee Training				
8000 General Fund	4,500	-	(4,500)	(100.00%)
4175 Office Expenses				
8000 General Fund	23,466	-	(23,466)	(100.00%)
4250 Data Processing				
8000 General Fund	6,468	-	(6,468)	(100.00%)
4315 IT Professional Services				
8000 General Fund	200,000	-	(200,000)	(100.00%)
4650 Other Services and Supplies				
8000 General Fund	3,921	-	(3,921)	(100.00%)
4700 Expendable Prop 250 - 5000				

Description	Agency Request Budget (V-01)	Governor's Budget (Y-01)	Column 2 Minus Column 1	% Change from Column 1 to Column 2
	Column 1	Column 2		
8000 General Fund	9,843	-	(9,843)	(100.00%)
4715 IT Expendable Property				
8000 General Fund	8,310	-	(8,310)	(100.00%)
SERVICES & SUPPLIES				
8000 General Fund	261,587	-	(261,587)	(100.00%)
TOTAL SERVICES & SUPPLIES	\$261,587	-	(\$261,587)	(100.00%)
EXPENDITURES				
8000 General Fund	959,996	-	(959,996)	(100.00%)
TOTAL EXPENDITURES	\$959,996	-	(\$959,996)	(100.00%)
ENDING BALANCE				
8000 General Fund	-	-	0	0.00%
TOTAL ENDING BALANCE	-	-	\$0	0.00%
AUTHORIZED POSITIONS				
8150 Class/Unclass Positions	3	-	(3)	(100.00%)
AUTHORIZED FTE				
8250 Class/Unclass FTE Positions	3.00	-	(3.00)	(100.00%)

Description	Agency Request Budget (V-01)	Governor's Budget (Y-01)	Column 2 Minus Column 1	% Change from Column 1 to Column 2
	Column 1	Column 2		

REVENUE CATEGORIES

GENERAL FUND APPROPRIATION

0050 General Fund Appropriation

8000 General Fund	280,000	280,000	0	0.00%
-------------------	---------	---------	---	-------

REVENUE CATEGORIES

8000 General Fund	280,000	280,000	0	0.00%
-------------------	---------	---------	---	-------

TOTAL REVENUE CATEGORIES	\$280,000	\$280,000	\$0	0.00%
---------------------------------	------------------	------------------	------------	--------------

AVAILABLE REVENUES

8000 General Fund	280,000	280,000	0	0.00%
-------------------	---------	---------	---	-------

TOTAL AVAILABLE REVENUES	\$280,000	\$280,000	\$0	0.00%
---------------------------------	------------------	------------------	------------	--------------

EXPENDITURES

SERVICES & SUPPLIES

4250 Data Processing

8000 General Fund	280,000	280,000	0	0.00%
-------------------	---------	---------	---	-------

SERVICES & SUPPLIES

8000 General Fund	280,000	280,000	0	0.00%
-------------------	---------	---------	---	-------

TOTAL SERVICES & SUPPLIES	\$280,000	\$280,000	\$0	0.00%
--------------------------------------	------------------	------------------	------------	--------------

EXPENDITURES

8000 General Fund	280,000	280,000	0	0.00%
-------------------	---------	---------	---	-------

Description	Agency Request Budget (V-01)	Governor's Budget (Y-01)	Column 2 Minus Column 1	% Change from Column 1 to Column 2
	Column 1	Column 2		
TOTAL EXPENDITURES	\$280,000	\$280,000	\$0	0.00%
ENDING BALANCE				
8000 General Fund	-	-	0	0.00%
TOTAL ENDING BALANCE	-	-	\$0	0.00%

Description	Agency Request Budget (V-01)	Governor's Budget (Y-01)	Column 2 Minus Column 1	% Change from Column 1 to Column 2
	Column 1	Column 2		

REVENUE CATEGORIES

BOND SALES

0555 General Fund Obligation Bonds

3400 Other Funds Ltd	40,000	40,000	0	0.00%
----------------------	--------	--------	---	-------

REVENUE CATEGORIES

3400 Other Funds Ltd	40,000	40,000	0	0.00%
----------------------	--------	--------	---	-------

TOTAL REVENUE CATEGORIES	\$40,000	\$40,000	\$0	0.00%
---------------------------------	-----------------	-----------------	------------	--------------

AVAILABLE REVENUES

3400 Other Funds Ltd	40,000	40,000	0	0.00%
----------------------	--------	--------	---	-------

TOTAL AVAILABLE REVENUES	\$40,000	\$40,000	\$0	0.00%
---------------------------------	-----------------	-----------------	------------	--------------

EXPENDITURES

SERVICES & SUPPLIES

4625 Other COP Costs

3400 Other Funds Ltd	40,000	40,000	0	0.00%
----------------------	--------	--------	---	-------

SERVICES & SUPPLIES

3400 Other Funds Ltd	40,000	40,000	0	0.00%
----------------------	--------	--------	---	-------

TOTAL SERVICES & SUPPLIES	\$40,000	\$40,000	\$0	0.00%
--------------------------------------	-----------------	-----------------	------------	--------------

EXPENDITURES

3400 Other Funds Ltd	40,000	40,000	0	0.00%
----------------------	--------	--------	---	-------

Description	Agency Request Budget (V-01)	Governor's Budget (Y-01)	Column 2 Minus Column 1	% Change from Column 1 to Column 2
	Column 1	Column 2		
TOTAL EXPENDITURES	\$40,000	\$40,000	\$0	0.00%
ENDING BALANCE				
3400 Other Funds Ltd	-	-	0	0.00%
TOTAL ENDING BALANCE	-	-	\$0	0.00%

Description	Agency Request Budget (V-01)	Governor's Budget (Y-01)	Column 2 Minus Column 1	% Change from Column 1 to Column 2
	Column 1	Column 2		

REVENUE CATEGORIES

GENERAL FUND APPROPRIATION

0050 General Fund Appropriation

8000 General Fund 994,070 - (994,070) (100.00%)

REVENUE CATEGORIES

8000 General Fund 994,070 - (994,070) (100.00%)

TOTAL REVENUE CATEGORIES \$994,070 - (\$994,070) (100.00%)

AVAILABLE REVENUES

8000 General Fund 994,070 - (994,070) (100.00%)

TOTAL AVAILABLE REVENUES \$994,070 - (\$994,070) (100.00%)

EXPENDITURES

PERSONAL SERVICES

SALARIES & WAGES

3110 Class/Unclass Sal. and Per Diem

8000 General Fund 136,872 - (136,872) (100.00%)

SALARIES & WAGES

8000 General Fund 136,872 - (136,872) (100.00%)

TOTAL SALARIES & WAGES \$136,872 - (\$136,872) (100.00%)

OTHER PAYROLL EXPENSES

Description	Agency Request Budget (V-01)	Governor's Budget (Y-01)	Column 2 Minus Column 1	% Change from Column 1 to Column 2
	Column 1	Column 2		
3210 Empl. Rel. Bd. Assessments				
8000 General Fund	61	-	(61)	(100.00%)
3220 Public Employees Retire Cont				
8000 General Fund	30,153	-	(30,153)	(100.00%)
3230 Social Security Taxes				
8000 General Fund	10,471	-	(10,471)	(100.00%)
3240 Unemployment Assessments				
8000 General Fund	246	-	(246)	(100.00%)
3250 Workers Comp. Assess. (WCD)				
8000 General Fund	58	-	(58)	(100.00%)
3260 Mass Transit Tax				
8000 General Fund	821	-	(821)	(100.00%)
3270 Flexible Benefits				
8000 General Fund	35,184	-	(35,184)	(100.00%)
OTHER PAYROLL EXPENSES				
8000 General Fund	76,994	-	(76,994)	(100.00%)
TOTAL OTHER PAYROLL EXPENSES	\$76,994	-	(\$76,994)	(100.00%)
PERSONAL SERVICES				
8000 General Fund	213,866	-	(213,866)	(100.00%)

Description	Agency Request Budget (V-01)	Governor's Budget (Y-01)	Column 2 Minus Column 1	% Change from Column 1 to Column 2
	Column 1	Column 2		
TOTAL PERSONAL SERVICES	\$213,866	-	(\$213,866)	(100.00%)
SERVICES & SUPPLIES				
4100 Instate Travel				
8000 General Fund	1,693	-	(1,693)	(100.00%)
4150 Employee Training				
8000 General Fund	61,875	-	(61,875)	(100.00%)
4175 Office Expenses				
8000 General Fund	7,822	-	(7,822)	(100.00%)
4250 Data Processing				
8000 General Fund	2,156	-	(2,156)	(100.00%)
4300 Professional Services				
8000 General Fund	699,300	-	(699,300)	(100.00%)
4650 Other Services and Supplies				
8000 General Fund	1,307	-	(1,307)	(100.00%)
4700 Expendable Prop 250 - 5000				
8000 General Fund	3,281	-	(3,281)	(100.00%)
4715 IT Expendable Property				
8000 General Fund	2,770	-	(2,770)	(100.00%)
SERVICES & SUPPLIES				

Description	Agency Request Budget (V-01)	Governor's Budget (Y-01)	Column 2 Minus Column 1	% Change from Column 1 to Column 2
	Column 1	Column 2		
8000 General Fund	780,204	-	(780,204)	(100.00%)
TOTAL SERVICES & SUPPLIES	\$780,204	-	(\$780,204)	(100.00%)
EXPENDITURES				
8000 General Fund	994,070	-	(994,070)	(100.00%)
TOTAL EXPENDITURES	\$994,070	-	(\$994,070)	(100.00%)
ENDING BALANCE				
8000 General Fund	-	-	0	0.00%
TOTAL ENDING BALANCE	-	-	\$0	0.00%
AUTHORIZED POSITIONS				
8150 Class/Unclass Positions	1	-	(1)	(100.00%)
AUTHORIZED FTE				
8250 Class/Unclass FTE Positions	1.00	-	(1.00)	(100.00%)

Description	Agency Request Budget (V-01)	Governor's Budget (Y-01)	Column 2 Minus Column 1	% Change from Column 1 to Column 2
	Column 1	Column 2		

REVENUE CATEGORIES

GENERAL FUND APPROPRIATION

0050 General Fund Appropriation

8000 General Fund	434,771	-	(434,771)	(100.00%)
-------------------	---------	---	-----------	-----------

REVENUE CATEGORIES

8000 General Fund	434,771	-	(434,771)	(100.00%)
-------------------	---------	---	-----------	-----------

TOTAL REVENUE CATEGORIES	\$434,771	-	(\$434,771)	(100.00%)
---------------------------------	------------------	----------	--------------------	------------------

AVAILABLE REVENUES

8000 General Fund	434,771	-	(434,771)	(100.00%)
-------------------	---------	---	-----------	-----------

TOTAL AVAILABLE REVENUES	\$434,771	-	(\$434,771)	(100.00%)
---------------------------------	------------------	----------	--------------------	------------------

EXPENDITURES

PERSONAL SERVICES

SALARIES & WAGES

3110 Class/Unclass Sal. and Per Diem

8000 General Fund	243,408	-	(243,408)	(100.00%)
-------------------	---------	---	-----------	-----------

3170 Overtime Payments

8000 General Fund	1,022	-	(1,022)	(100.00%)
-------------------	-------	---	---------	-----------

3190 All Other Differential

8000 General Fund	3,237	-	(3,237)	(100.00%)
-------------------	-------	---	---------	-----------

Description	Agency Request Budget (V-01)	Governor's Budget (Y-01)	Column 2 Minus Column 1	% Change from Column 1 to Column 2
	Column 1	Column 2		
SALARIES & WAGES				
8000 General Fund	247,667	-	(247,667)	(100.00%)
TOTAL SALARIES & WAGES	\$247,667	-	(\$247,667)	(100.00%)
OTHER PAYROLL EXPENSES				
3210 Empl. Rel. Bd. Assessments				
8000 General Fund	122	-	(122)	(100.00%)
3220 Public Employees Retire Cont				
8000 General Fund	54,561	-	(54,561)	(100.00%)
3230 Social Security Taxes				
8000 General Fund	18,947	-	(18,947)	(100.00%)
3240 Unemployment Assessments				
8000 General Fund	446	-	(446)	(100.00%)
3250 Workers Comp. Assess. (WCD)				
8000 General Fund	116	-	(116)	(100.00%)
3260 Mass Transit Tax				
8000 General Fund	1,486	-	(1,486)	(100.00%)
3270 Flexible Benefits				
8000 General Fund	70,368	-	(70,368)	(100.00%)
OTHER PAYROLL EXPENSES				

Description	Agency Request Budget (V-01)	Governor's Budget (Y-01)	Column 2 Minus Column 1	% Change from Column 1 to Column 2
	Column 1	Column 2		
8000 General Fund	146,046	-	(146,046)	(100.00%)
TOTAL OTHER PAYROLL EXPENSES	\$146,046	-	(\$146,046)	(100.00%)
PERSONAL SERVICES				
8000 General Fund	393,713	-	(393,713)	(100.00%)
TOTAL PERSONAL SERVICES	\$393,713	-	(\$393,713)	(100.00%)
SERVICES & SUPPLIES				
4100 Instate Travel				
8000 General Fund	3,386	-	(3,386)	(100.00%)
4150 Employee Training				
8000 General Fund	3,000	-	(3,000)	(100.00%)
4175 Office Expenses				
8000 General Fund	15,644	-	(15,644)	(100.00%)
4250 Data Processing				
8000 General Fund	4,312	-	(4,312)	(100.00%)
4650 Other Services and Supplies				
8000 General Fund	2,614	-	(2,614)	(100.00%)
4700 Expendable Prop 250 - 5000				
8000 General Fund	6,562	-	(6,562)	(100.00%)
4715 IT Expendable Property				

Description	Agency Request Budget (V-01)	Governor's Budget (Y-01)	Column 2 Minus Column 1	% Change from Column 1 to Column 2
	Column 1	Column 2		
8000 General Fund	5,540	-	(5,540)	(100.00%)
SERVICES & SUPPLIES				
8000 General Fund	41,058	-	(41,058)	(100.00%)
TOTAL SERVICES & SUPPLIES	\$41,058	-	(\$41,058)	(100.00%)
EXPENDITURES				
8000 General Fund	434,771	-	(434,771)	(100.00%)
TOTAL EXPENDITURES	\$434,771	-	(\$434,771)	(100.00%)
ENDING BALANCE				
8000 General Fund	-	-	0	0.00%
TOTAL ENDING BALANCE	-	-	\$0	0.00%
AUTHORIZED POSITIONS				
8150 Class/Unclass Positions	2	-	(2)	(100.00%)
AUTHORIZED FTE				
8250 Class/Unclass FTE Positions	2.00	-	(2.00)	(100.00%)

Description	Agency Request Budget (V-01)	Governor's Budget (Y-01)	Column 2 Minus Column 1	% Change from Column 1 to Column 2
	Column 1	Column 2		

REVENUE CATEGORIES

BOND SALES

0555 General Fund Obligation Bonds

3400 Other Funds Ltd	993,192	724,932	(268,260)	(27.01%)
----------------------	---------	---------	-----------	----------

REVENUE CATEGORIES

3400 Other Funds Ltd	993,192	724,932	(268,260)	(27.01%)
----------------------	---------	---------	-----------	----------

TOTAL REVENUE CATEGORIES	\$993,192	\$724,932	(\$268,260)	(27.01%)
---------------------------------	------------------	------------------	--------------------	-----------------

AVAILABLE REVENUES

3400 Other Funds Ltd	993,192	724,932	(268,260)	(27.01%)
----------------------	---------	---------	-----------	----------

TOTAL AVAILABLE REVENUES	\$993,192	\$724,932	(\$268,260)	(27.01%)
---------------------------------	------------------	------------------	--------------------	-----------------

EXPENDITURES

SERVICES & SUPPLIES

4625 Other COP Costs

3400 Other Funds Ltd	993,192	724,932	(268,260)	(27.01%)
----------------------	---------	---------	-----------	----------

SERVICES & SUPPLIES

3400 Other Funds Ltd	993,192	724,932	(268,260)	(27.01%)
----------------------	---------	---------	-----------	----------

TOTAL SERVICES & SUPPLIES	\$993,192	\$724,932	(\$268,260)	(27.01%)
--------------------------------------	------------------	------------------	--------------------	-----------------

EXPENDITURES

3400 Other Funds Ltd	993,192	724,932	(268,260)	(27.01%)
----------------------	---------	---------	-----------	----------

Package Comparison Report - Detail
 2019-21 Biennium
 Central Administration

Cross Reference Number: 29100-004-00-00-00000
 Package: Capital Renewal & Deferred Maintenance
 Pkg Group: POL Pkg Type: POL Pkg Number: 110

Description	Agency Request Budget (V-01)	Governor's Budget (Y-01)	Column 2 Minus Column 1	% Change from Column 1 to Column 2
	Column 1	Column 2		
TOTAL EXPENDITURES	\$993,192	\$724,932	(\$268,260)	(27.01%)
ENDING BALANCE				
3400 Other Funds Ltd	-	-	0	0.00%
TOTAL ENDING BALANCE	-	-	\$0	0.00%

Description	Agency Request Budget (V-01)	Governor's Budget (Y-01)	Column 2 Minus Column 1	% Change from Column 1 to Column 2
	Column 1	Column 2		

REVENUE CATEGORIES

CHARGES FOR SERVICES

0410 Charges for Services

3400 Other Funds Ltd	206,617	206,617	0	0.00%
----------------------	---------	---------	---	-------

REVENUE CATEGORIES

3400 Other Funds Ltd	206,617	206,617	0	0.00%
----------------------	---------	---------	---	-------

TOTAL REVENUE CATEGORIES	\$206,617	\$206,617	\$0	0.00%
---------------------------------	------------------	------------------	------------	--------------

AVAILABLE REVENUES

3400 Other Funds Ltd	206,617	206,617	0	0.00%
----------------------	---------	---------	---	-------

TOTAL AVAILABLE REVENUES	\$206,617	\$206,617	\$0	0.00%
---------------------------------	------------------	------------------	------------	--------------

EXPENDITURES

PERSONAL SERVICES

SALARIES & WAGES

3110 Class/Unclass Sal. and Per Diem

3400 Other Funds Ltd	113,592	113,592	0	0.00%
----------------------	---------	---------	---	-------

3170 Overtime Payments

3400 Other Funds Ltd	477	477	0	0.00%
----------------------	-----	-----	---	-------

3190 All Other Differential

3400 Other Funds Ltd	1,511	1,511	0	0.00%
----------------------	-------	-------	---	-------

Description	Agency Request Budget (V-01)	Governor's Budget (Y-01)	Column 2 Minus Column 1	% Change from Column 1 to Column 2
	Column 1	Column 2		
SALARIES & WAGES				
3400 Other Funds Ltd	115,580	115,580	0	0.00%
TOTAL SALARIES & WAGES	\$115,580	\$115,580	\$0	0.00%
OTHER PAYROLL EXPENSES				
3210 Empl. Rel. Bd. Assessments				
3400 Other Funds Ltd	61	61	0	0.00%
3220 Public Employees Retire Cont				
3400 Other Funds Ltd	25,462	25,462	0	0.00%
3230 Social Security Taxes				
3400 Other Funds Ltd	8,842	8,842	0	0.00%
3240 Unemployment Assessments				
3400 Other Funds Ltd	208	208	0	0.00%
3250 Workers Comp. Assess. (WCD)				
3400 Other Funds Ltd	58	58	0	0.00%
3260 Mass Transit Tax				
3400 Other Funds Ltd	693	693	0	0.00%
3270 Flexible Benefits				
3400 Other Funds Ltd	35,184	35,184	0	0.00%
OTHER PAYROLL EXPENSES				

Description	Agency Request Budget (V-01)	Governor's Budget (Y-01)	Column 2 Minus Column 1	% Change from Column 1 to Column 2
	Column 1	Column 2		
3400 Other Funds Ltd	70,508	70,508	0	0.00%
TOTAL OTHER PAYROLL EXPENSES	\$70,508	\$70,508	\$0	0.00%
PERSONAL SERVICES				
3400 Other Funds Ltd	186,088	186,088	0	0.00%
TOTAL PERSONAL SERVICES	\$186,088	\$186,088	\$0	0.00%
SERVICES & SUPPLIES				
4100 Instate Travel				
3400 Other Funds Ltd	1,693	1,693	0	0.00%
4150 Employee Training				
3400 Other Funds Ltd	1,500	1,500	0	0.00%
4175 Office Expenses				
3400 Other Funds Ltd	7,822	7,822	0	0.00%
4250 Data Processing				
3400 Other Funds Ltd	2,156	2,156	0	0.00%
4650 Other Services and Supplies				
3400 Other Funds Ltd	1,307	1,307	0	0.00%
4700 Expendable Prop 250 - 5000				
3400 Other Funds Ltd	3,281	3,281	0	0.00%
4715 IT Expendable Property				

Description	Agency Request Budget (V-01)	Governor's Budget (Y-01)	Column 2 Minus Column 1	% Change from Column 1 to Column 2
	Column 1	Column 2		
3400 Other Funds Ltd	2,770	2,770	0	0.00%
SERVICES & SUPPLIES				
3400 Other Funds Ltd	20,529	20,529	0	0.00%
TOTAL SERVICES & SUPPLIES	\$20,529	\$20,529	\$0	0.00%
EXPENDITURES				
3400 Other Funds Ltd	206,617	206,617	0	0.00%
TOTAL EXPENDITURES	\$206,617	\$206,617	\$0	0.00%
ENDING BALANCE				
3400 Other Funds Ltd	-	-	0	0.00%
TOTAL ENDING BALANCE	-	-	\$0	0.00%
AUTHORIZED POSITIONS				
8150 Class/Unclass Positions	1	1	0	0.00%
AUTHORIZED FTE				
8250 Class/Unclass FTE Positions	1.00	1.00	0.00	0.00%

Description	Agency Request Budget (V-01)	Governor's Budget (Y-01)	Column 2 Minus Column 1	% Change from Column 1 to Column 2
	Column 1	Column 2		

REVENUE CATEGORIES

GENERAL FUND APPROPRIATION

0050 General Fund Appropriation

8000 General Fund	413,235	-	(413,235)	(100.00%)
-------------------	---------	---	-----------	-----------

REVENUE CATEGORIES

8000 General Fund	413,235	-	(413,235)	(100.00%)
-------------------	---------	---	-----------	-----------

TOTAL REVENUE CATEGORIES	\$413,235	-	(\$413,235)	(100.00%)
---------------------------------	------------------	----------	--------------------	------------------

AVAILABLE REVENUES

8000 General Fund	413,235	-	(413,235)	(100.00%)
-------------------	---------	---	-----------	-----------

TOTAL AVAILABLE REVENUES	\$413,235	-	(\$413,235)	(100.00%)
---------------------------------	------------------	----------	--------------------	------------------

EXPENDITURES

PERSONAL SERVICES

SALARIES & WAGES

3110 Class/Unclass Sal. and Per Diem

8000 General Fund	227,184	-	(227,184)	(100.00%)
-------------------	---------	---	-----------	-----------

3170 Overtime Payments

8000 General Fund	954	-	(954)	(100.00%)
-------------------	-----	---	-------	-----------

3190 All Other Differential

8000 General Fund	3,022	-	(3,022)	(100.00%)
-------------------	-------	---	---------	-----------

Description	Agency Request Budget (V-01)	Governor's Budget (Y-01)	Column 2 Minus Column 1	% Change from Column 1 to Column 2
	Column 1	Column 2		
SALARIES & WAGES				
8000 General Fund	231,160	-	(231,160)	(100.00%)
TOTAL SALARIES & WAGES	\$231,160	-	(\$231,160)	(100.00%)
OTHER PAYROLL EXPENSES				
3210 Empl. Rel. Bd. Assessments				
8000 General Fund	122	-	(122)	(100.00%)
3220 Public Employees Retire Cont				
8000 General Fund	50,924	-	(50,924)	(100.00%)
3230 Social Security Taxes				
8000 General Fund	17,684	-	(17,684)	(100.00%)
3240 Unemployment Assessments				
8000 General Fund	416	-	(416)	(100.00%)
3250 Workers Comp. Assess. (WCD)				
8000 General Fund	116	-	(116)	(100.00%)
3260 Mass Transit Tax				
8000 General Fund	1,387	-	(1,387)	(100.00%)
3270 Flexible Benefits				
8000 General Fund	70,368	-	(70,368)	(100.00%)
OTHER PAYROLL EXPENSES				

Description	Agency Request Budget (V-01)	Governor's Budget (Y-01)	Column 2 Minus Column 1	% Change from Column 1 to Column 2
	Column 1	Column 2		
8000 General Fund	141,017	-	(141,017)	(100.00%)
TOTAL OTHER PAYROLL EXPENSES	\$141,017	-	(\$141,017)	(100.00%)
PERSONAL SERVICES				
8000 General Fund	372,177	-	(372,177)	(100.00%)
TOTAL PERSONAL SERVICES	\$372,177	-	(\$372,177)	(100.00%)
SERVICES & SUPPLIES				
4100 Instate Travel				
8000 General Fund	3,386	-	(3,386)	(100.00%)
4150 Employee Training				
8000 General Fund	3,000	-	(3,000)	(100.00%)
4175 Office Expenses				
8000 General Fund	15,644	-	(15,644)	(100.00%)
4250 Data Processing				
8000 General Fund	4,312	-	(4,312)	(100.00%)
4650 Other Services and Supplies				
8000 General Fund	2,614	-	(2,614)	(100.00%)
4700 Expendable Prop 250 - 5000				
8000 General Fund	6,562	-	(6,562)	(100.00%)
4715 IT Expendable Property				

Description	Agency Request Budget (V-01)	Governor's Budget (Y-01)	Column 2 Minus Column 1	% Change from Column 1 to Column 2
	Column 1	Column 2		
8000 General Fund	5,540	-	(5,540)	(100.00%)
SERVICES & SUPPLIES				
8000 General Fund	41,058	-	(41,058)	(100.00%)
TOTAL SERVICES & SUPPLIES	\$41,058	-	(\$41,058)	(100.00%)
EXPENDITURES				
8000 General Fund	413,235	-	(413,235)	(100.00%)
TOTAL EXPENDITURES	\$413,235	-	(\$413,235)	(100.00%)
ENDING BALANCE				
8000 General Fund	-	-	0	0.00%
TOTAL ENDING BALANCE	-	-	\$0	0.00%
AUTHORIZED POSITIONS				
8150 Class/Unclass Positions	2	-	(2)	(100.00%)
AUTHORIZED FTE				
8250 Class/Unclass FTE Positions	2.00	-	(2.00)	(100.00%)

Description	Agency Request Budget (V-01)	Governor's Budget (Y-01)	Column 2 Minus Column 1	% Change from Column 1 to Column 2
	Column 1	Column 2		

REVENUE CATEGORIES

GENERAL FUND APPROPRIATION

0050 General Fund Appropriation

8000 General Fund	1,345,614	145,614	(1,200,000)	(89.18%)
-------------------	-----------	---------	-------------	----------

REVENUE CATEGORIES

8000 General Fund	1,345,614	145,614	(1,200,000)	(89.18%)
-------------------	-----------	---------	-------------	----------

TOTAL REVENUE CATEGORIES	\$1,345,614	\$145,614	(\$1,200,000)	(89.18%)
---------------------------------	--------------------	------------------	----------------------	-----------------

AVAILABLE REVENUES

8000 General Fund	1,345,614	145,614	(1,200,000)	(89.18%)
-------------------	-----------	---------	-------------	----------

TOTAL AVAILABLE REVENUES	\$1,345,614	\$145,614	(\$1,200,000)	(89.18%)
---------------------------------	--------------------	------------------	----------------------	-----------------

EXPENDITURES

PERSONAL SERVICES

SALARIES & WAGES

3110 Class/Unclass Sal. and Per Diem

8000 General Fund	523,200	-	(523,200)	(100.00%)
-------------------	---------	---	-----------	-----------

3170 Overtime Payments

8000 General Fund	2,197	-	(2,197)	(100.00%)
-------------------	-------	---	---------	-----------

3190 All Other Differential

8000 General Fund	6,959	-	(6,959)	(100.00%)
-------------------	-------	---	---------	-----------

Description	Agency Request Budget (V-01)	Governor's Budget (Y-01)	Column 2 Minus Column 1	% Change from Column 1 to Column 2
	Column 1	Column 2		
SALARIES & WAGES				
8000 General Fund	532,356	-	(532,356)	(100.00%)
TOTAL SALARIES & WAGES	\$532,356	-	(\$532,356)	(100.00%)
OTHER PAYROLL EXPENSES				
3210 Empl. Rel. Bd. Assessments				
8000 General Fund	244	-	(244)	(100.00%)
3220 Public Employees Retire Cont				
8000 General Fund	117,277	-	(117,277)	(100.00%)
3230 Social Security Taxes				
8000 General Fund	40,724	-	(40,724)	(100.00%)
3240 Unemployment Assessments				
8000 General Fund	958	-	(958)	(100.00%)
3250 Workers Comp. Assess. (WCD)				
8000 General Fund	232	-	(232)	(100.00%)
3260 Mass Transit Tax				
8000 General Fund	3,194	-	(3,194)	(100.00%)
3270 Flexible Benefits				
8000 General Fund	140,736	-	(140,736)	(100.00%)
OTHER PAYROLL EXPENSES				

Description	Agency Request Budget (V-01)	Governor's Budget (Y-01)	Column 2 Minus Column 1	% Change from Column 1 to Column 2
	Column 1	Column 2		
8000 General Fund	303,365	-	(303,365)	(100.00%)
TOTAL OTHER PAYROLL EXPENSES	\$303,365	-	(\$303,365)	(100.00%)
PERSONAL SERVICES				
8000 General Fund	835,721	-	(835,721)	(100.00%)
TOTAL PERSONAL SERVICES	\$835,721	-	(\$835,721)	(100.00%)
SERVICES & SUPPLIES				
4100 Instate Travel				
8000 General Fund	6,772	-	(6,772)	(100.00%)
4150 Employee Training				
8000 General Fund	6,000	-	(6,000)	(100.00%)
4175 Office Expenses				
8000 General Fund	31,288	-	(31,288)	(100.00%)
4250 Data Processing				
8000 General Fund	8,624	-	(8,624)	(100.00%)
4575 Agency Program Related S and S				
8000 General Fund	282,163	-	(282,163)	(100.00%)
4650 Other Services and Supplies				
8000 General Fund	5,228	-	(5,228)	(100.00%)
4700 Expendable Prop 250 - 5000				

Description	Agency Request Budget (V-01)	Governor's Budget (Y-01)	Column 2 Minus Column 1	% Change from Column 1 to Column 2
	Column 1	Column 2		
8000 General Fund	13,124	-	(13,124)	(100.00%)
4715 IT Expendable Property				
8000 General Fund	11,080	-	(11,080)	(100.00%)
SERVICES & SUPPLIES				
8000 General Fund	364,279	-	(364,279)	(100.00%)
TOTAL SERVICES & SUPPLIES	\$364,279	-	(\$364,279)	(100.00%)
CAPITAL OUTLAY				
5200 Technical Equipment				
8000 General Fund	145,614	145,614	0	0.00%
CAPITAL OUTLAY				
8000 General Fund	145,614	145,614	0	0.00%
TOTAL CAPITAL OUTLAY	\$145,614	\$145,614	\$0	0.00%
EXPENDITURES				
8000 General Fund	1,345,614	145,614	(1,200,000)	(89.18%)
TOTAL EXPENDITURES	\$1,345,614	\$145,614	(\$1,200,000)	(89.18%)
ENDING BALANCE				
8000 General Fund	-	-	0	0.00%
TOTAL ENDING BALANCE	-	-	\$0	0.00%
AUTHORIZED POSITIONS				

Description	Agency Request Budget (V-01)	Governor's Budget (Y-01)	Column 2 Minus Column 1	% Change from Column 1 to Column 2
	Column 1	Column 2		
8150 Class/Unclass Positions	4	-	(4)	(100.00%)
AUTHORIZED FTE				
8250 Class/Unclass FTE Positions	4.00	-	(4.00)	(100.00%)

Package Comparison Report - Detail
 2019-21 Biennium
 Administrative Services Division

Cross Reference Number: 29100-006-00-00-00000
 Package: Non-PICS Psnl Svc / Vacancy Factor
 Pkg Group: ESS Pkg Type: 010 Pkg Number: 010

Description	Agency Request Budget (V-01)	Governor's Budget (Y-01)	Column 2 Minus Column 1	% Change from Column 1 to Column 2
	Column 1	Column 2		

REVENUE CATEGORIES

GENERAL FUND APPROPRIATION

0050 General Fund Appropriation

8000 General Fund	490,692	490,692	0	0.00%
-------------------	---------	---------	---	-------

AVAILABLE REVENUES

8000 General Fund	490,692	490,692	0	0.00%
-------------------	---------	---------	---	-------

TOTAL AVAILABLE REVENUES	\$490,692	\$490,692	\$0	0.00%
---------------------------------	------------------	------------------	------------	--------------

EXPENDITURES

PERSONAL SERVICES

SALARIES & WAGES

3160 Temporary Appointments

8000 General Fund	1,246	1,246	0	0.00%
-------------------	-------	-------	---	-------

3170 Overtime Payments

8000 General Fund	18,429	18,429	0	0.00%
-------------------	--------	--------	---	-------

3400 Other Funds Ltd	2,011	2,011	0	0.00%
----------------------	-------	-------	---	-------

All Funds	20,440	20,440	0	0.00%
-----------	--------	--------	---	-------

3190 All Other Differential

8000 General Fund	17,861	17,861	0	0.00%
-------------------	--------	--------	---	-------

3400 Other Funds Ltd	6,672	6,672	0	0.00%
----------------------	-------	-------	---	-------

Description	Agency Request Budget (V-01)	Governor's Budget (Y-01)	Column 2 Minus Column 1	% Change from Column 1 to Column 2
	Column 1	Column 2		
All Funds	24,533	24,533	0	0.00%
SALARIES & WAGES				
8000 General Fund	37,536	37,536	0	0.00%
3400 Other Funds Ltd	8,683	8,683	0	0.00%
TOTAL SALARIES & WAGES	\$46,219	\$46,219	\$0	0.00%
OTHER PAYROLL EXPENSES				
3220 Public Employees Retire Cont				
8000 General Fund	7,995	7,995	0	0.00%
3400 Other Funds Ltd	1,911	1,911	0	0.00%
All Funds	9,906	9,906	0	0.00%
3221 Pension Obligation Bond				
8000 General Fund	76,803	76,803	0	0.00%
3400 Other Funds Ltd	17,112	17,112	0	0.00%
All Funds	93,915	93,915	0	0.00%
3230 Social Security Taxes				
8000 General Fund	2,871	2,871	0	0.00%
3400 Other Funds Ltd	663	663	0	0.00%
All Funds	3,534	3,534	0	0.00%
3240 Unemployment Assessments				

Description	Agency Request Budget (V-01)	Governor's Budget (Y-01)	Column 2 Minus Column 1	% Change from Column 1 to Column 2
	Column 1	Column 2		
8000 General Fund	529	529	0	0.00%
3400 Other Funds Ltd	3	3	0	0.00%
All Funds	532	532	0	0.00%
3260 Mass Transit Tax				
8000 General Fund	19,495	19,495	0	0.00%
3400 Other Funds Ltd	2,401	2,401	0	0.00%
All Funds	21,896	21,896	0	0.00%
OTHER PAYROLL EXPENSES				
8000 General Fund	107,693	107,693	0	0.00%
3400 Other Funds Ltd	22,090	22,090	0	0.00%
TOTAL OTHER PAYROLL EXPENSES	\$129,783	\$129,783	\$0	0.00%
P.S. BUDGET ADJUSTMENTS				
3455 Vacancy Savings				
8000 General Fund	345,463	345,463	0	0.00%
3400 Other Funds Ltd	219,141	219,141	0	0.00%
All Funds	564,604	564,604	0	0.00%
P.S. BUDGET ADJUSTMENTS				
8000 General Fund	345,463	345,463	0	0.00%
3400 Other Funds Ltd	219,141	219,141	0	0.00%

Description	Agency Request Budget (V-01)	Governor's Budget (Y-01)	Column 2 Minus Column 1	% Change from Column 1 to Column 2
	Column 1	Column 2		
TOTAL P.S. BUDGET ADJUSTMENTS	\$564,604	\$564,604	\$0	0.00%
PERSONAL SERVICES				
8000 General Fund	490,692	490,692	0	0.00%
3400 Other Funds Ltd	249,914	249,914	0	0.00%
TOTAL PERSONAL SERVICES	\$740,606	\$740,606	\$0	0.00%
EXPENDITURES				
8000 General Fund	490,692	490,692	0	0.00%
3400 Other Funds Ltd	249,914	249,914	0	0.00%
TOTAL EXPENDITURES	\$740,606	\$740,606	\$0	0.00%
ENDING BALANCE				
8000 General Fund	-	-	0	0.00%
3400 Other Funds Ltd	(249,914)	(249,914)	0	0.00%
TOTAL ENDING BALANCE	(\$249,914)	(\$249,914)	\$0	0.00%

Package Comparison Report - Detail
 2019-21 Biennium
 Administrative Services Division

Cross Reference Number: 29100-006-00-00-00000
 Package: Phase-out Pgm & One-time Costs
 Pkg Group: ESS Pkg Type: 020 Pkg Number: 022

Description	Agency Request Budget (V-01)	Governor's Budget (Y-01)	Column 2 Minus Column 1	% Change from Column 1 to Column 2
	Column 1	Column 2		
REVENUE CATEGORIES				
GENERAL FUND APPROPRIATION				
0050 General Fund Appropriation				
8000 General Fund	(773,770)	(773,770)	0	0.00%
AVAILABLE REVENUES				
8000 General Fund	(773,770)	(773,770)	0	0.00%
TOTAL AVAILABLE REVENUES	(\$773,770)	(\$773,770)	\$0	0.00%
EXPENDITURES				
CAPITAL OUTLAY				
5900 Other Capital Outlay				
8000 General Fund	(773,770)	(773,770)	0	0.00%
CAPITAL OUTLAY				
8000 General Fund	(773,770)	(773,770)	0	0.00%
TOTAL CAPITAL OUTLAY	(\$773,770)	(\$773,770)	\$0	0.00%
EXPENDITURES				
8000 General Fund	(773,770)	(773,770)	0	0.00%
TOTAL EXPENDITURES	(\$773,770)	(\$773,770)	\$0	0.00%
ENDING BALANCE				
8000 General Fund	-	-	0	0.00%

**Package Comparison Report - Detail
2019-21 Biennium
Administrative Services Division**

**Cross Reference Number: 29100-006-00-00-00000
Package: Phase-out Pgm & One-time Costs
Pkg Group: ESS Pkg Type: 020 Pkg Number: 022**

Description	Agency Request Budget (V-01)	Governor's Budget (Y-01)	Column 2 Minus Column 1	% Change from Column 1 to Column 2
	Column 1	Column 2		
TOTAL ENDING BALANCE	-	-	\$0	0.00%

Description	Agency Request Budget (V-01)	Governor's Budget (Y-01)	Column 2 Minus Column 1	% Change from Column 1 to Column 2
	Column 1	Column 2		

REVENUE CATEGORIES

GENERAL FUND APPROPRIATION

0050 General Fund Appropriation

8000 General Fund	377,190	377,190	0	0.00%
-------------------	---------	---------	---	-------

AVAILABLE REVENUES

8000 General Fund	377,190	377,190	0	0.00%
-------------------	---------	---------	---	-------

TOTAL AVAILABLE REVENUES	\$377,190	\$377,190	\$0	0.00%
---------------------------------	------------------	------------------	------------	--------------

EXPENDITURES

SERVICES & SUPPLIES

4100 Instate Travel

8000 General Fund	10,770	10,770	0	0.00%
-------------------	--------	--------	---	-------

3400 Other Funds Ltd	1,001	1,001	0	0.00%
----------------------	-------	-------	---	-------

All Funds	11,771	11,771	0	0.00%
-----------	--------	--------	---	-------

4125 Out of State Travel

8000 General Fund	192	192	0	0.00%
-------------------	-----	-----	---	-------

4150 Employee Training

8000 General Fund	8,389	8,389	0	0.00%
-------------------	-------	-------	---	-------

3400 Other Funds Ltd	42	42	0	0.00%
----------------------	----	----	---	-------

All Funds	8,431	8,431	0	0.00%
-----------	-------	-------	---	-------

Description	Agency Request Budget (V-01)	Governor's Budget (Y-01)	Column 2 Minus Column 1	% Change from Column 1 to Column 2
	Column 1	Column 2		
4175 Office Expenses				
8000 General Fund	4,481	4,481	0	0.00%
3400 Other Funds Ltd	4,504	4,504	0	0.00%
All Funds	8,985	8,985	0	0.00%
4200 Telecommunications				
8000 General Fund	77,437	77,437	0	0.00%
4250 Data Processing				
8000 General Fund	32,268	32,268	0	0.00%
3400 Other Funds Ltd	358	358	0	0.00%
All Funds	32,626	32,626	0	0.00%
4275 Publicity and Publications				
8000 General Fund	171	171	0	0.00%
4300 Professional Services				
8000 General Fund	19,752	19,752	0	0.00%
4325 Attorney General				
8000 General Fund	137,375	137,375	0	0.00%
3400 Other Funds Ltd	487	487	0	0.00%
All Funds	137,862	137,862	0	0.00%
4375 Employee Recruitment and Develop				

Description	Agency Request Budget (V-01)	Governor's Budget (Y-01)	Column 2 Minus Column 1	% Change from Column 1 to Column 2
	Column 1	Column 2		
8000 General Fund	501	501	0	0.00%
4400 Dues and Subscriptions				
8000 General Fund	375	375	0	0.00%
3400 Other Funds Ltd	21	21	0	0.00%
All Funds	396	396	0	0.00%
4450 Fuels and Utilities				
8000 General Fund	27,170	27,170	0	0.00%
3400 Other Funds Ltd	4,780	4,780	0	0.00%
All Funds	31,950	31,950	0	0.00%
4475 Facilities Maintenance				
8000 General Fund	31,698	31,698	0	0.00%
3400 Other Funds Ltd	13,947	13,947	0	0.00%
All Funds	45,645	45,645	0	0.00%
4500 Food and Kitchen Supplies				
8000 General Fund	189	189	0	0.00%
3400 Other Funds Ltd	19,050	19,050	0	0.00%
All Funds	19,239	19,239	0	0.00%
4525 Medical Services and Supplies				
8000 General Fund	79	79	0	0.00%

Description	Agency Request Budget (V-01)	Governor's Budget (Y-01)	Column 2 Minus Column 1	% Change from Column 1 to Column 2
	Column 1	Column 2		
4550 Other Care of Residents and Patients				
8000 General Fund	1,331	1,331	0	0.00%
3400 Other Funds Ltd	3,031	3,031	0	0.00%
All Funds	4,362	4,362	0	0.00%
4650 Other Services and Supplies				
8000 General Fund	12,476	12,476	0	0.00%
3400 Other Funds Ltd	17,967	17,967	0	0.00%
All Funds	30,443	30,443	0	0.00%
4700 Expendable Prop 250 - 5000				
8000 General Fund	1,392	1,392	0	0.00%
3400 Other Funds Ltd	413	413	0	0.00%
All Funds	1,805	1,805	0	0.00%
4715 IT Expendable Property				
8000 General Fund	1	1	0	0.00%
3400 Other Funds Ltd	540	540	0	0.00%
All Funds	541	541	0	0.00%
SERVICES & SUPPLIES				
8000 General Fund	366,047	366,047	0	0.00%
3400 Other Funds Ltd	66,141	66,141	0	0.00%

Description	Agency Request Budget (V-01)	Governor's Budget (Y-01)	Column 2 Minus Column 1	% Change from Column 1 to Column 2
	Column 1	Column 2		
TOTAL SERVICES & SUPPLIES	\$432,188	\$432,188	\$0	0.00%
CAPITAL OUTLAY				
5150 Telecommunications Equipment				
8000 General Fund	2,700	2,700	0	0.00%
5250 Household and Institutional Equip.				
8000 General Fund	6,278	6,278	0	0.00%
5350 Industrial and Heavy Equipment				
8000 General Fund	383	383	0	0.00%
5550 Data Processing Software				
8000 General Fund	789	789	0	0.00%
5600 Data Processing Hardware				
8000 General Fund	993	993	0	0.00%
CAPITAL OUTLAY				
8000 General Fund	11,143	11,143	0	0.00%
TOTAL CAPITAL OUTLAY	\$11,143	\$11,143	\$0	0.00%
EXPENDITURES				
8000 General Fund	377,190	377,190	0	0.00%
3400 Other Funds Ltd	66,141	66,141	0	0.00%
TOTAL EXPENDITURES	\$443,331	\$443,331	\$0	0.00%

Description	Agency Request Budget (V-01)	Governor's Budget (Y-01)	Column 2 Minus Column 1	% Change from Column 1 to Column 2
	Column 1	Column 2		
ENDING BALANCE				
8000 General Fund	-	-	0	0.00%
3400 Other Funds Ltd	(66,141)	(66,141)	0	0.00%
TOTAL ENDING BALANCE	(\$66,141)	(\$66,141)	\$0	0.00%

Package Comparison Report - Detail
 2019-21 Biennium
 Administrative Services Division

Cross Reference Number: 29100-006-00-00-00000
 Package: Above Standard Inflation
 Pkg Group: ESS Pkg Type: 030 Pkg Number: 032

Description	Agency Request Budget (V-01)	Governor's Budget (Y-01)	Column 2 Minus Column 1	% Change from Column 1 to Column 2
	Column 1	Column 2		
REVENUE CATEGORIES				
GENERAL FUND APPROPRIATION				
0050 General Fund Appropriation				
8000 General Fund	9	9	0	0.00%
AVAILABLE REVENUES				
8000 General Fund	9	9	0	0.00%
TOTAL AVAILABLE REVENUES	\$9	\$9	\$0	0.00%
EXPENDITURES				
SERVICES & SUPPLIES				
4525 Medical Services and Supplies				
8000 General Fund	9	9	0	0.00%
SERVICES & SUPPLIES				
8000 General Fund	9	9	0	0.00%
TOTAL SERVICES & SUPPLIES	\$9	\$9	\$0	0.00%
EXPENDITURES				
8000 General Fund	9	9	0	0.00%
TOTAL EXPENDITURES	\$9	\$9	\$0	0.00%
ENDING BALANCE				
8000 General Fund	-	-	0	0.00%

**Package Comparison Report - Detail
2019-21 Biennium
Administrative Services Division**

**Cross Reference Number: 29100-006-00-00-00000
Package: Above Standard Inflation
Pkg Group: ESS Pkg Type: 030 Pkg Number: 032**

Description	Agency Request Budget (V-01)	Governor's Budget (Y-01)	Column 2 Minus Column 1	% Change from Column 1 to Column 2
	Column 1	Column 2		
TOTAL ENDING BALANCE	-	-	\$0	0.00%

Description	Agency Request Budget (V-01)	Governor's Budget (Y-01)	Column 2 Minus Column 1	% Change from Column 1 to Column 2
	Column 1	Column 2		
REVENUE CATEGORIES				
GENERAL FUND APPROPRIATION				
0050 General Fund Appropriation				
8000 General Fund	(6,241)	(11,564)	(5,323)	(85.29%)
AVAILABLE REVENUES				
8000 General Fund	(6,241)	(11,564)	(5,323)	(85.29%)
TOTAL AVAILABLE REVENUES	(\$6,241)	(\$11,564)	(\$5,323)	(85.29%)
EXPENDITURES				
SERVICES & SUPPLIES				
4250 Data Processing				
8000 General Fund	(6,241)	(11,564)	(5,323)	(85.29%)
SERVICES & SUPPLIES				
8000 General Fund	(6,241)	(11,564)	(5,323)	(85.29%)
TOTAL SERVICES & SUPPLIES	(\$6,241)	(\$11,564)	(\$5,323)	(85.29%)
EXPENDITURES				
8000 General Fund	(6,241)	(11,564)	(5,323)	(85.29%)
TOTAL EXPENDITURES	(\$6,241)	(\$11,564)	(\$5,323)	(85.29%)
ENDING BALANCE				
8000 General Fund	-	-	0	0.00%

**Package Comparison Report - Detail
2019-21 Biennium
Administrative Services Division**

**Cross Reference Number: 29100-006-00-00-00000
Package: Mandated Caseload
Pkg Group: ESS Pkg Type: 040 Pkg Number: 040**

Description	Agency Request Budget (V-01)	Governor's Budget (Y-01)	Column 2 Minus Column 1	% Change from Column 1 to Column 2
	Column 1	Column 2		
TOTAL ENDING BALANCE	-	-	\$0	0.00%

Package Comparison Report - Detail
 2019-21 Biennium
 Administrative Services Division

Cross Reference Number: 29100-006-00-00-00000

Package: Technical Adjustments

Pkg Group: ESS Pkg Type: 060 Pkg Number: 060

Description	Agency Request Budget (V-01)	Governor's Budget (Y-01)	Column 2 Minus Column 1	% Change from Column 1 to Column 2
	Column 1	Column 2		
REVENUE CATEGORIES				
GENERAL FUND APPROPRIATION				
0050 General Fund Appropriation				
8000 General Fund	164,160	164,160	0	0.00%
AVAILABLE REVENUES				
8000 General Fund	164,160	164,160	0	0.00%
TOTAL AVAILABLE REVENUES	\$164,160	\$164,160	\$0	0.00%
EXPENDITURES				
SERVICES & SUPPLIES				
4325 Attorney General				
8000 General Fund	164,160	164,160	0	0.00%
SERVICES & SUPPLIES				
8000 General Fund	164,160	164,160	0	0.00%
TOTAL SERVICES & SUPPLIES	\$164,160	\$164,160	\$0	0.00%
EXPENDITURES				
8000 General Fund	164,160	164,160	0	0.00%
TOTAL EXPENDITURES	\$164,160	\$164,160	\$0	0.00%
ENDING BALANCE				
8000 General Fund	-	-	0	0.00%

**Package Comparison Report - Detail
2019-21 Biennium
Administrative Services Division**

**Cross Reference Number: 29100-006-00-00-00000
Package: Technical Adjustments
Pkg Group: ESS Pkg Type: 060 Pkg Number: 060**

Description	Agency Request Budget (V-01)	Governor's Budget (Y-01)	Column 2 Minus Column 1	% Change from Column 1 to Column 2
	Column 1	Column 2		
TOTAL ENDING BALANCE	-	-	\$0	0.00%

Package Comparison Report - Detail
 2019-21 Biennium
 Administrative Services Division

Cross Reference Number: 29100-006-00-00-00000
 Package: Analyst Adjustments
 Pkg Group: POL Pkg Type: 090 Pkg Number: 090

Description	Agency Request Budget (V-01)	Governor's Budget (Y-01)	Column 2 Minus Column 1	% Change from Column 1 to Column 2
	Column 1	Column 2		

REVENUE CATEGORIES

GENERAL FUND APPROPRIATION

0050 General Fund Appropriation

8000 General Fund - (329,775) (329,775) 100.00%

AVAILABLE REVENUES

8000 General Fund - (329,775) (329,775) 100.00%

TOTAL AVAILABLE REVENUES - (\$329,775) (\$329,775) 100.00%

EXPENDITURES

PERSONAL SERVICES

SALARIES & WAGES

3110 Class/Unclass Sal. and Per Diem

8000 General Fund - (120,192) (120,192) 100.00%

SALARIES & WAGES

8000 General Fund - (120,192) (120,192) 100.00%

TOTAL SALARIES & WAGES - (\$120,192) (\$120,192) 100.00%

OTHER PAYROLL EXPENSES

3210 Empl. Rel. Bd. Assessments

8000 General Fund - (61) (61) 100.00%

3220 Public Employees Retire Cont

Description	Agency Request Budget (V-01)	Governor's Budget (Y-01)	Column 2 Minus Column 1	% Change from Column 1 to Column 2
	Column 1	Column 2		
8000 General Fund	-	(26,478)	(26,478)	100.00%
3230 Social Security Taxes				
8000 General Fund	-	(9,195)	(9,195)	100.00%
3250 Workers Comp. Assess. (WCD)				
8000 General Fund	-	(58)	(58)	100.00%
3260 Mass Transit Tax				
8000 General Fund	-	(721)	(721)	100.00%
3270 Flexible Benefits				
8000 General Fund	-	(35,184)	(35,184)	100.00%
OTHER PAYROLL EXPENSES				
8000 General Fund	-	(71,697)	(71,697)	100.00%
TOTAL OTHER PAYROLL EXPENSES	-	(\$71,697)	(\$71,697)	100.00%
P.S. BUDGET ADJUSTMENTS				
3465 Reconciliation Adjustment				
8000 General Fund	-	3	3	100.00%
P.S. BUDGET ADJUSTMENTS				
8000 General Fund	-	3	3	100.00%
TOTAL P.S. BUDGET ADJUSTMENTS	-	\$3	\$3	100.00%

PERSONAL SERVICES

Description	Agency Request Budget (V-01)	Governor's Budget (Y-01)	Column 2 Minus Column 1	% Change from Column 1 to Column 2
	Column 1	Column 2		
8000 General Fund	-	(191,886)	(191,886)	100.00%
TOTAL PERSONAL SERVICES	-	(\$191,886)	(\$191,886)	100.00%
SERVICES & SUPPLIES				
4100 Instate Travel				
8000 General Fund	-	(12,983)	(12,983)	100.00%
4125 Out of State Travel				
8000 General Fund	-	(192)	(192)	100.00%
4150 Employee Training				
8000 General Fund	-	(10,348)	(10,348)	100.00%
4175 Office Expenses				
8000 General Fund	-	(14,699)	(14,699)	100.00%
4250 Data Processing				
8000 General Fund	-	(2,816)	(2,816)	100.00%
4275 Publicity and Publications				
8000 General Fund	-	(171)	(171)	100.00%
4300 Professional Services				
8000 General Fund	-	(19,752)	(19,752)	100.00%
4375 Employee Recruitment and Develop				
8000 General Fund	-	(501)	(501)	100.00%

Description	Agency Request Budget (V-01)	Governor's Budget (Y-01)	Column 2 Minus Column 1	% Change from Column 1 to Column 2
	Column 1	Column 2		
4400 Dues and Subscriptions				
8000 General Fund	-	(375)	(375)	100.00%
4450 Fuels and Utilities				
8000 General Fund	-	(27,170)	(27,170)	100.00%
4475 Facilities Maintenance				
8000 General Fund	-	(31,698)	(31,698)	100.00%
4500 Food and Kitchen Supplies				
8000 General Fund	-	(189)	(189)	100.00%
4525 Medical Services and Supplies				
8000 General Fund	-	(88)	(88)	100.00%
4550 Other Care of Residents and Patients				
8000 General Fund	-	(1,331)	(1,331)	100.00%
4650 Other Services and Supplies				
8000 General Fund	-	(14,183)	(14,183)	100.00%
4700 Expendable Prop 250 - 5000				
8000 General Fund	-	(1,392)	(1,392)	100.00%
4715 IT Expendable Property				
8000 General Fund	-	(1)	(1)	100.00%
SERVICES & SUPPLIES				

Package Comparison Report - Detail
 2019-21 Biennium
 Administrative Services Division

Cross Reference Number: 29100-006-00-00-00000

Package: Analyst Adjustments

Pkg Group: POL Pkg Type: 090 Pkg Number: 090

Description	Agency Request Budget (V-01)	Governor's Budget (Y-01)	Column 2 Minus Column 1	% Change from Column 1 to Column 2
	Column 1	Column 2		
8000 General Fund	-	(137,889)	(137,889)	100.00%
TOTAL SERVICES & SUPPLIES	-	(\$137,889)	(\$137,889)	100.00%
EXPENDITURES				
8000 General Fund	-	(329,775)	(329,775)	100.00%
TOTAL EXPENDITURES	-	(\$329,775)	(\$329,775)	100.00%
ENDING BALANCE				
8000 General Fund	-	-	0	0.00%
TOTAL ENDING BALANCE	-	-	\$0	0.00%
AUTHORIZED POSITIONS				
8150 Class/Unclass Positions	-	(1)	(1)	100.00%
AUTHORIZED FTE				
8250 Class/Unclass FTE Positions	-	(1.00)	(1.00)	100.00%

Package Comparison Report - Detail
 2019-21 Biennium
 Administrative Services Division

Cross Reference Number: 29100-006-00-00-00000
 Package: Statewide Adjustment DAS Chgs
 Pkg Group: POL Pkg Type: 090 Pkg Number: 091

Description	Agency Request Budget (V-01)	Governor's Budget (Y-01)	Column 2 Minus Column 1	% Change from Column 1 to Column 2
	Column 1	Column 2		
EXPENDITURES				
SERVICES & SUPPLIES				
4650 Other Services and Supplies				
3400 Other Funds Ltd	-	(21,767)	(21,767)	100.00%
SERVICES & SUPPLIES				
3400 Other Funds Ltd	-	(21,767)	(21,767)	100.00%
TOTAL SERVICES & SUPPLIES	-	(\$21,767)	(\$21,767)	100.00%
EXPENDITURES				
3400 Other Funds Ltd	-	(21,767)	(21,767)	100.00%
TOTAL EXPENDITURES	-	(\$21,767)	(\$21,767)	100.00%
ENDING BALANCE				
3400 Other Funds Ltd	-	21,767	21,767	100.00%
TOTAL ENDING BALANCE	-	\$21,767	\$21,767	100.00%

Package Comparison Report - Detail
 2019-21 Biennium
 Administrative Services Division

Cross Reference Number: 29100-006-00-00-00000
 Package: Statewide AG Adjustment
 Pkg Group: POL Pkg Type: 090 Pkg Number: 092

Description	Agency Request Budget (V-01)	Governor's Budget (Y-01)	Column 2 Minus Column 1	% Change from Column 1 to Column 2
	Column 1	Column 2		

REVENUE CATEGORIES

GENERAL FUND APPROPRIATION

0050 General Fund Appropriation

8000 General Fund	-	(58,526)	(58,526)	100.00%
-------------------	---	----------	----------	---------

AVAILABLE REVENUES

8000 General Fund	-	(58,526)	(58,526)	100.00%
-------------------	---	----------	----------	---------

TOTAL AVAILABLE REVENUES	-	(\$58,526)	(\$58,526)	100.00%
---------------------------------	---	-------------------	-------------------	----------------

EXPENDITURES

SERVICES & SUPPLIES

4325 Attorney General

8000 General Fund	-	(58,526)	(58,526)	100.00%
-------------------	---	----------	----------	---------

3400 Other Funds Ltd	-	(173)	(173)	100.00%
----------------------	---	-------	-------	---------

All Funds	-	(58,699)	(58,699)	100.00%
-----------	---	----------	----------	---------

SERVICES & SUPPLIES

8000 General Fund	-	(58,526)	(58,526)	100.00%
-------------------	---	----------	----------	---------

3400 Other Funds Ltd	-	(173)	(173)	100.00%
----------------------	---	-------	-------	---------

TOTAL SERVICES & SUPPLIES	-	(\$58,699)	(\$58,699)	100.00%
--------------------------------------	---	-------------------	-------------------	----------------

EXPENDITURES

8000 General Fund	-	(58,526)	(58,526)	100.00%
-------------------	---	----------	----------	---------

Package Comparison Report - Detail
 2019-21 Biennium
 Administrative Services Division

Cross Reference Number: 29100-006-00-00-00000
 Package: Statewide AG Adjustment
 Pkg Group: POL Pkg Type: 090 Pkg Number: 092

Description	Agency Request Budget (V-01)	Governor's Budget (Y-01)	Column 2 Minus Column 1	% Change from Column 1 to Column 2
	Column 1	Column 2		
3400 Other Funds Ltd	-	(173)	(173)	100.00%
TOTAL EXPENDITURES	-	(\$58,699)	(\$58,699)	100.00%
ENDING BALANCE				
8000 General Fund	-	-	0	0.00%
3400 Other Funds Ltd	-	173	173	100.00%
TOTAL ENDING BALANCE	-	\$173	\$173	100.00%

Description	Agency Request Budget (V-01)	Governor's Budget (Y-01)	Column 2 Minus Column 1	% Change from Column 1 to Column 2
	Column 1	Column 2		
REVENUE CATEGORIES				
GENERAL FUND APPROPRIATION				
0050 General Fund Appropriation				
8000 General Fund	2,232,229	-	(2,232,229)	(100.00%)
AVAILABLE REVENUES				
8000 General Fund	2,232,229	-	(2,232,229)	(100.00%)
TOTAL AVAILABLE REVENUES	\$2,232,229	-	(\$2,232,229)	(100.00%)
EXPENDITURES				
PERSONAL SERVICES				
SALARIES & WAGES				
3110 Class/Unclass Sal. and Per Diem				
8000 General Fund	1,238,496	-	(1,238,496)	(100.00%)
3170 Overtime Payments				
8000 General Fund	16,967	-	(16,967)	(100.00%)
3190 All Other Differential				
8000 General Fund	27,618	-	(27,618)	(100.00%)
SALARIES & WAGES				
8000 General Fund	1,283,081	-	(1,283,081)	(100.00%)
TOTAL SALARIES & WAGES	\$1,283,081	-	(\$1,283,081)	(100.00%)

Description	Agency Request Budget (V-01)	Governor's Budget (Y-01)	Column 2 Minus Column 1	% Change from Column 1 to Column 2
	Column 1	Column 2		
OTHER PAYROLL EXPENSES				
3210 Empl. Rel. Bd. Assessments				
8000 General Fund	610	-	(610)	(100.00%)
3220 Public Employees Retire Cont				
8000 General Fund	282,662	-	(282,662)	(100.00%)
3230 Social Security Taxes				
8000 General Fund	98,158	-	(98,158)	(100.00%)
3240 Unemployment Assessments				
8000 General Fund	2,310	-	(2,310)	(100.00%)
3250 Workers Comp. Assess. (WCD)				
8000 General Fund	580	-	(580)	(100.00%)
3260 Mass Transit Tax				
8000 General Fund	7,698	-	(7,698)	(100.00%)
3270 Flexible Benefits				
8000 General Fund	351,840	-	(351,840)	(100.00%)
OTHER PAYROLL EXPENSES				
8000 General Fund	743,858	-	(743,858)	(100.00%)
TOTAL OTHER PAYROLL EXPENSES	\$743,858	-	(\$743,858)	(100.00%)

PERSONAL SERVICES

Description	Agency Request Budget (V-01)	Governor's Budget (Y-01)	Column 2 Minus Column 1	% Change from Column 1 to Column 2
	Column 1	Column 2		
8000 General Fund	2,026,939	-	(2,026,939)	(100.00%)
TOTAL PERSONAL SERVICES	\$2,026,939	-	(\$2,026,939)	(100.00%)
SERVICES & SUPPLIES				
4100 Instate Travel				
8000 General Fund	16,930	-	(16,930)	(100.00%)
4150 Employee Training				
8000 General Fund	15,000	-	(15,000)	(100.00%)
4175 Office Expenses				
8000 General Fund	78,220	-	(78,220)	(100.00%)
4250 Data Processing				
8000 General Fund	21,560	-	(21,560)	(100.00%)
4650 Other Services and Supplies				
8000 General Fund	13,070	-	(13,070)	(100.00%)
4700 Expendable Prop 250 - 5000				
8000 General Fund	32,810	-	(32,810)	(100.00%)
4715 IT Expendable Property				
8000 General Fund	27,700	-	(27,700)	(100.00%)
SERVICES & SUPPLIES				
8000 General Fund	205,290	-	(205,290)	(100.00%)

Description	Agency Request Budget (V-01)	Governor's Budget (Y-01)	Column 2 Minus Column 1	% Change from Column 1 to Column 2
	Column 1	Column 2		
TOTAL SERVICES & SUPPLIES	\$205,290	-	(\$205,290)	(100.00%)
EXPENDITURES				
8000 General Fund	2,232,229	-	(2,232,229)	(100.00%)
TOTAL EXPENDITURES	\$2,232,229	-	(\$2,232,229)	(100.00%)
ENDING BALANCE				
8000 General Fund	-	-	0	0.00%
TOTAL ENDING BALANCE	-	-	\$0	0.00%
AUTHORIZED POSITIONS				
8150 Class/Unclass Positions	10	-	(10)	(100.00%)
AUTHORIZED FTE				
8250 Class/Unclass FTE Positions	10.00	-	(10.00)	(100.00%)

Package Comparison Report - Detail
 2019-21 Biennium
 Administrative Services Division

Cross Reference Number: 29100-006-00-00-00000
 Package: IT Systems Sustainability
 Pkg Group: POL Pkg Type: POL Pkg Number: 106

Description	Agency Request Budget (V-01)	Governor's Budget (Y-01)	Column 2 Minus Column 1	% Change from Column 1 to Column 2
	Column 1	Column 2		
REVENUE CATEGORIES				
GENERAL FUND APPROPRIATION				
0050 General Fund Appropriation				
8000 General Fund	5,200,000	-	(5,200,000)	(100.00%)
AVAILABLE REVENUES				
8000 General Fund	5,200,000	-	(5,200,000)	(100.00%)
TOTAL AVAILABLE REVENUES	\$5,200,000	-	(\$5,200,000)	(100.00%)
EXPENDITURES				
SERVICES & SUPPLIES				
4715 IT Expendable Property				
8000 General Fund	5,200,000	-	(5,200,000)	(100.00%)
SERVICES & SUPPLIES				
8000 General Fund	5,200,000	-	(5,200,000)	(100.00%)
TOTAL SERVICES & SUPPLIES	\$5,200,000	-	(\$5,200,000)	(100.00%)
EXPENDITURES				
8000 General Fund	5,200,000	-	(5,200,000)	(100.00%)
TOTAL EXPENDITURES	\$5,200,000	-	(\$5,200,000)	(100.00%)
ENDING BALANCE				
8000 General Fund	-	-	0	0.00%

**Package Comparison Report - Detail
2019-21 Biennium
Administrative Services Division**

**Cross Reference Number: 29100-006-00-00-00000
Package: IT Systems Sustainability
Pkg Group: POL Pkg Type: POL Pkg Number: 106**

Description	Agency Request Budget (V-01)	Governor's Budget (Y-01)	Column 2 Minus Column 1	% Change from Column 1 to Column 2
	Column 1	Column 2		
TOTAL ENDING BALANCE	-	-	\$0	0.00%

Package Comparison Report - Detail
 2019-21 Biennium
 Administrative Services Division

Cross Reference Number: 29100-006-00-00-00000
 Package: Corrections Information System Rebuild
 Pkg Group: POL Pkg Type: POL Pkg Number: 107

Description	Agency Request Budget (V-01)	Governor's Budget (Y-01)	Column 2 Minus Column 1	% Change from Column 1 to Column 2
	Column 1	Column 2		

REVENUE CATEGORIES

GENERAL FUND APPROPRIATION

0050 General Fund Appropriation

8000 General Fund 3,970,835 - (3,970,835) (100.00%)

AVAILABLE REVENUES

8000 General Fund 3,970,835 - (3,970,835) (100.00%)

TOTAL AVAILABLE REVENUES \$3,970,835 - (\$3,970,835) (100.00%)

EXPENDITURES

PERSONAL SERVICES

SALARIES & WAGES

3110 Class/Unclass Sal. and Per Diem

8000 General Fund 1,548,000 - (1,548,000) (100.00%)

SALARIES & WAGES

8000 General Fund 1,548,000 - (1,548,000) (100.00%)

TOTAL SALARIES & WAGES \$1,548,000 - (\$1,548,000) (100.00%)

OTHER PAYROLL EXPENSES

3210 Empl. Rel. Bd. Assessments

8000 General Fund 610 - (610) (100.00%)

3220 Public Employees Retire Cont

Description	Agency Request Budget (V-01)	Governor's Budget (Y-01)	Column 2 Minus Column 1	% Change from Column 1 to Column 2
	Column 1	Column 2		
8000 General Fund	341,022	-	(341,022)	(100.00%)
3230 Social Security Taxes				
8000 General Fund	118,419	-	(118,419)	(100.00%)
3240 Unemployment Assessments				
8000 General Fund	2,786	-	(2,786)	(100.00%)
3250 Workers Comp. Assess. (WCD)				
8000 General Fund	580	-	(580)	(100.00%)
3260 Mass Transit Tax				
8000 General Fund	9,288	-	(9,288)	(100.00%)
3270 Flexible Benefits				
8000 General Fund	351,840	-	(351,840)	(100.00%)
OTHER PAYROLL EXPENSES				
8000 General Fund	824,545	-	(824,545)	(100.00%)
TOTAL OTHER PAYROLL EXPENSES	\$824,545	-	(\$824,545)	(100.00%)
PERSONAL SERVICES				
8000 General Fund	2,372,545	-	(2,372,545)	(100.00%)
TOTAL PERSONAL SERVICES	\$2,372,545	-	(\$2,372,545)	(100.00%)
SERVICES & SUPPLIES				
4100 Instate Travel				

Package Comparison Report - Detail
 2019-21 Biennium
 Administrative Services Division

Cross Reference Number: 29100-006-00-00-00000
 Package: Corrections Information System Rebuild
 Pkg Group: POL Pkg Type: POL Pkg Number: 107

Description	Agency Request Budget (V-01)	Governor's Budget (Y-01)	Column 2 Minus Column 1	% Change from Column 1 to Column 2
	Column 1	Column 2		
8000 General Fund	64,930	-	(64,930)	(100.00%)
4150 Employee Training				
8000 General Fund	15,000	-	(15,000)	(100.00%)
4175 Office Expenses				
8000 General Fund	78,220	-	(78,220)	(100.00%)
4250 Data Processing				
8000 General Fund	399,560	-	(399,560)	(100.00%)
4315 IT Professional Services				
8000 General Fund	967,000	-	(967,000)	(100.00%)
4650 Other Services and Supplies				
8000 General Fund	13,070	-	(13,070)	(100.00%)
4700 Expendable Prop 250 - 5000				
8000 General Fund	32,810	-	(32,810)	(100.00%)
4715 IT Expendable Property				
8000 General Fund	27,700	-	(27,700)	(100.00%)
SERVICES & SUPPLIES				
8000 General Fund	1,598,290	-	(1,598,290)	(100.00%)
TOTAL SERVICES & SUPPLIES	\$1,598,290	-	(\$1,598,290)	(100.00%)

EXPENDITURES

Package Comparison Report - Detail
 2019-21 Biennium
 Administrative Services Division

Cross Reference Number: 29100-006-00-00-00000
 Package: Corrections Information System Rebuild
 Pkg Group: POL Pkg Type: POL Pkg Number: 107

Description	Agency Request Budget (V-01)	Governor's Budget (Y-01)	Column 2 Minus Column 1	% Change from Column 1 to Column 2
	Column 1	Column 2		
8000 General Fund	3,970,835	-	(3,970,835)	(100.00%)
TOTAL EXPENDITURES	\$3,970,835	-	(\$3,970,835)	(100.00%)
ENDING BALANCE				
8000 General Fund	-	-	0	0.00%
TOTAL ENDING BALANCE	-	-	\$0	0.00%
AUTHORIZED POSITIONS				
8150 Class/Unclass Positions	10	-	(10)	(100.00%)
AUTHORIZED FTE				
8250 Class/Unclass FTE Positions	10.00	-	(10.00)	(100.00%)

Description	Agency Request Budget (V-01)	Governor's Budget (Y-01)	Column 2 Minus Column 1	% Change from Column 1 to Column 2
	Column 1	Column 2		

REVENUE CATEGORIES

GENERAL FUND APPROPRIATION

0050 General Fund Appropriation

8000 General Fund 1,270,996 - (1,270,996) (100.00%)

AVAILABLE REVENUES

8000 General Fund 1,270,996 - (1,270,996) (100.00%)

TOTAL AVAILABLE REVENUES \$1,270,996 - (\$1,270,996) (100.00%)

EXPENDITURES

PERSONAL SERVICES

SALARIES & WAGES

3110 Class/Unclass Sal. and Per Diem

8000 General Fund 583,344 - (583,344) (100.00%)

SALARIES & WAGES

8000 General Fund 583,344 - (583,344) (100.00%)

TOTAL SALARIES & WAGES \$583,344 - (\$583,344) (100.00%)

OTHER PAYROLL EXPENSES

3210 Empl. Rel. Bd. Assessments

8000 General Fund 244 - (244) (100.00%)

3220 Public Employees Retire Cont

Description	Agency Request Budget (V-01)	Governor's Budget (Y-01)	Column 2 Minus Column 1	% Change from Column 1 to Column 2
	Column 1	Column 2		
8000 General Fund	128,509	-	(128,509)	(100.00%)
3230 Social Security Taxes				
8000 General Fund	44,624	-	(44,624)	(100.00%)
3240 Unemployment Assessments				
8000 General Fund	1,050	-	(1,050)	(100.00%)
3250 Workers Comp. Assess. (WCD)				
8000 General Fund	232	-	(232)	(100.00%)
3260 Mass Transit Tax				
8000 General Fund	3,500	-	(3,500)	(100.00%)
3270 Flexible Benefits				
8000 General Fund	140,736	-	(140,736)	(100.00%)
OTHER PAYROLL EXPENSES				
8000 General Fund	318,895	-	(318,895)	(100.00%)
TOTAL OTHER PAYROLL EXPENSES	\$318,895	-	(\$318,895)	(100.00%)
PERSONAL SERVICES				
8000 General Fund	902,239	-	(902,239)	(100.00%)
TOTAL PERSONAL SERVICES	\$902,239	-	(\$902,239)	(100.00%)
SERVICES & SUPPLIES				
4100 Instate Travel				

Description	Agency Request Budget (V-01)	Governor's Budget (Y-01)	Column 2 Minus Column 1	% Change from Column 1 to Column 2
	Column 1	Column 2		
8000 General Fund	6,772	-	(6,772)	(100.00%)
4150 Employee Training				
8000 General Fund	6,000	-	(6,000)	(100.00%)
4175 Office Expenses				
8000 General Fund	31,288	-	(31,288)	(100.00%)
4250 Data Processing				
8000 General Fund	295,265	-	(295,265)	(100.00%)
4650 Other Services and Supplies				
8000 General Fund	5,228	-	(5,228)	(100.00%)
4700 Expendable Prop 250 - 5000				
8000 General Fund	13,124	-	(13,124)	(100.00%)
4715 IT Expendable Property				
8000 General Fund	11,080	-	(11,080)	(100.00%)
SERVICES & SUPPLIES				
8000 General Fund	368,757	-	(368,757)	(100.00%)
TOTAL SERVICES & SUPPLIES	\$368,757	-	(\$368,757)	(100.00%)
EXPENDITURES				
8000 General Fund	1,270,996	-	(1,270,996)	(100.00%)
TOTAL EXPENDITURES	\$1,270,996	-	(\$1,270,996)	(100.00%)

Description	Agency Request Budget (V-01)	Governor's Budget (Y-01)	Column 2 Minus Column 1	% Change from Column 1 to Column 2
	Column 1	Column 2		
ENDING BALANCE				
8000 General Fund	-	-	0	0.00%
TOTAL ENDING BALANCE	-	-	\$0	0.00%
AUTHORIZED POSITIONS				
8150 Class/Unclass Positions	4	-	(4)	(100.00%)
AUTHORIZED FTE				
8250 Class/Unclass FTE Positions	4.00	-	(4.00)	(100.00%)

Package Comparison Report - Detail
 2019-21 Biennium
 Administrative Services Division

Cross Reference Number: 29100-006-00-00-00000
 Package: Central Support Initiatives
 Pkg Group: POL Pkg Type: POL Pkg Number: 109

Description	Agency Request Budget (V-01)	Governor's Budget (Y-01)	Column 2 Minus Column 1	% Change from Column 1 to Column 2
	Column 1	Column 2		
REVENUE CATEGORIES				
GENERAL FUND APPROPRIATION				
0050 General Fund Appropriation				
8000 General Fund	1,078,030	-	(1,078,030)	(100.00%)
AVAILABLE REVENUES				
8000 General Fund	1,078,030	-	(1,078,030)	(100.00%)
TOTAL AVAILABLE REVENUES	\$1,078,030	-	(\$1,078,030)	(100.00%)
EXPENDITURES				
PERSONAL SERVICES				
SALARIES & WAGES				
3110 Class/Unclass Sal. and Per Diem				
8000 General Fund	591,072	-	(591,072)	(100.00%)
3170 Overtime Payments				
8000 General Fund	8,098	-	(8,098)	(100.00%)
3190 All Other Differential				
8000 General Fund	13,180	-	(13,180)	(100.00%)
SALARIES & WAGES				
8000 General Fund	612,350	-	(612,350)	(100.00%)
TOTAL SALARIES & WAGES	\$612,350	-	(\$612,350)	(100.00%)

Package Comparison Report - Detail
 2019-21 Biennium
 Administrative Services Division

Cross Reference Number: 29100-006-00-00-00000
 Package: Central Support Initiatives
 Pkg Group: POL Pkg Type: POL Pkg Number: 109

Description	Agency Request Budget (V-01)	Governor's Budget (Y-01)	Column 2 Minus Column 1	% Change from Column 1 to Column 2
	Column 1	Column 2		
OTHER PAYROLL EXPENSES				
3210 Empl. Rel. Bd. Assessments				
8000 General Fund	305	-	(305)	(100.00%)
3220 Public Employees Retire Cont				
8000 General Fund	134,900	-	(134,900)	(100.00%)
3230 Social Security Taxes				
8000 General Fund	46,844	-	(46,844)	(100.00%)
3240 Unemployment Assessments				
8000 General Fund	1,102	-	(1,102)	(100.00%)
3250 Workers Comp. Assess. (WCD)				
8000 General Fund	290	-	(290)	(100.00%)
3260 Mass Transit Tax				
8000 General Fund	3,674	-	(3,674)	(100.00%)
3270 Flexible Benefits				
8000 General Fund	175,920	-	(175,920)	(100.00%)
OTHER PAYROLL EXPENSES				
8000 General Fund	363,035	-	(363,035)	(100.00%)
TOTAL OTHER PAYROLL EXPENSES	\$363,035	-	(\$363,035)	(100.00%)

PERSONAL SERVICES

Description	Agency Request Budget (V-01)	Governor's Budget (Y-01)	Column 2 Minus Column 1	% Change from Column 1 to Column 2
	Column 1	Column 2		
8000 General Fund	975,385	-	(975,385)	(100.00%)
TOTAL PERSONAL SERVICES	\$975,385	-	(\$975,385)	(100.00%)
SERVICES & SUPPLIES				
4100 Instate Travel				
8000 General Fund	8,465	-	(8,465)	(100.00%)
4150 Employee Training				
8000 General Fund	7,500	-	(7,500)	(100.00%)
4175 Office Expenses				
8000 General Fund	39,110	-	(39,110)	(100.00%)
4250 Data Processing				
8000 General Fund	10,780	-	(10,780)	(100.00%)
4650 Other Services and Supplies				
8000 General Fund	6,535	-	(6,535)	(100.00%)
4700 Expendable Prop 250 - 5000				
8000 General Fund	16,405	-	(16,405)	(100.00%)
4715 IT Expendable Property				
8000 General Fund	13,850	-	(13,850)	(100.00%)
SERVICES & SUPPLIES				
8000 General Fund	102,645	-	(102,645)	(100.00%)

Package Comparison Report - Detail
 2019-21 Biennium
 Administrative Services Division

Cross Reference Number: 29100-006-00-00-00000
 Package: Central Support Initiatives
 Pkg Group: POL Pkg Type: POL Pkg Number: 109

Description	Agency Request Budget (V-01)	Governor's Budget (Y-01)	Column 2 Minus Column 1	% Change from Column 1 to Column 2
	Column 1	Column 2		
TOTAL SERVICES & SUPPLIES	\$102,645	-	(\$102,645)	(100.00%)
EXPENDITURES				
8000 General Fund	1,078,030	-	(1,078,030)	(100.00%)
TOTAL EXPENDITURES	\$1,078,030	-	(\$1,078,030)	(100.00%)
ENDING BALANCE				
8000 General Fund	-	-	0	0.00%
TOTAL ENDING BALANCE	-	-	\$0	0.00%
AUTHORIZED POSITIONS				
8150 Class/Unclass Positions	5	-	(5)	(100.00%)
AUTHORIZED FTE				
8250 Class/Unclass FTE Positions	5.00	-	(5.00)	(100.00%)

Package Comparison Report - Detail
 2019-21 Biennium
 Administrative Services Division

Cross Reference Number: 29100-006-00-00-00000
 Package: Capital Renewal & Deferred Maintenance
 Pkg Group: POL Pkg Type: POL Pkg Number: 110

Description	Agency Request Budget (V-01)	Governor's Budget (Y-01)	Column 2 Minus Column 1	% Change from Column 1 to Column 2
	Column 1	Column 2		

REVENUE CATEGORIES

GENERAL FUND APPROPRIATION

0050 General Fund Appropriation

8000 General Fund	12,006,202	11,361,849	(644,353)	(5.37%)
-------------------	------------	------------	-----------	---------

AVAILABLE REVENUES

8000 General Fund	12,006,202	11,361,849	(644,353)	(5.37%)
-------------------	------------	------------	-----------	---------

TOTAL AVAILABLE REVENUES	\$12,006,202	\$11,361,849	(\$644,353)	(5.37%)
---------------------------------	---------------------	---------------------	--------------------	----------------

EXPENDITURES

PERSONAL SERVICES

SALARIES & WAGES

3110 Class/Unclass Sal. and Per Diem

8000 General Fund	681,552	681,552	0	0.00%
-------------------	---------	---------	---	-------

SALARIES & WAGES

8000 General Fund	681,552	681,552	0	0.00%
-------------------	---------	---------	---	-------

TOTAL SALARIES & WAGES	\$681,552	\$681,552	\$0	0.00%
-----------------------------------	------------------	------------------	------------	--------------

OTHER PAYROLL EXPENSES

3210 Empl. Rel. Bd. Assessments

8000 General Fund	305	305	0	0.00%
-------------------	-----	-----	---	-------

3220 Public Employees Retire Cont

Description	Agency Request Budget (V-01)	Governor's Budget (Y-01)	Column 2 Minus Column 1	% Change from Column 1 to Column 2
	Column 1	Column 2		
8000 General Fund	150,145	150,145	0	0.00%
3230 Social Security Taxes				
8000 General Fund	52,138	52,138	0	0.00%
3240 Unemployment Assessments				
8000 General Fund	1,227	1,227	0	0.00%
3250 Workers Comp. Assess. (WCD)				
8000 General Fund	290	290	0	0.00%
3260 Mass Transit Tax				
8000 General Fund	4,089	4,089	0	0.00%
3270 Flexible Benefits				
8000 General Fund	175,920	175,920	0	0.00%
OTHER PAYROLL EXPENSES				
8000 General Fund	384,114	384,114	0	0.00%
TOTAL OTHER PAYROLL EXPENSES	\$384,114	\$384,114	\$0	0.00%
PERSONAL SERVICES				
8000 General Fund	1,065,666	1,065,666	0	0.00%
TOTAL PERSONAL SERVICES	\$1,065,666	\$1,065,666	\$0	0.00%
SERVICES & SUPPLIES				
4100 Instate Travel				

Package Comparison Report - Detail
 2019-21 Biennium
 Administrative Services Division

Cross Reference Number: 29100-006-00-00-00000
 Package: Capital Renewal & Deferred Maintenance
 Pkg Group: POL Pkg Type: POL Pkg Number: 110

Description	Agency Request Budget (V-01)	Governor's Budget (Y-01)	Column 2 Minus Column 1	% Change from Column 1 to Column 2
	Column 1	Column 2		
8000 General Fund	50,173	-	(50,173)	(100.00%)
4150 Employee Training				
8000 General Fund	7,500	-	(7,500)	(100.00%)
4175 Office Expenses				
8000 General Fund	39,110	-	(39,110)	(100.00%)
4250 Data Processing				
8000 General Fund	10,780	-	(10,780)	(100.00%)
4475 Facilities Maintenance				
8000 General Fund	10,796,183	10,296,183	(500,000)	(4.63%)
4650 Other Services and Supplies				
8000 General Fund	6,535	-	(6,535)	(100.00%)
4700 Expendable Prop 250 - 5000				
8000 General Fund	16,405	-	(16,405)	(100.00%)
4715 IT Expendable Property				
8000 General Fund	13,850	-	(13,850)	(100.00%)
SERVICES & SUPPLIES				
8000 General Fund	10,940,536	10,296,183	(644,353)	(5.89%)
TOTAL SERVICES & SUPPLIES	\$10,940,536	\$10,296,183	(\$644,353)	(5.89%)

EXPENDITURES

Package Comparison Report - Detail
 2019-21 Biennium
 Administrative Services Division

Cross Reference Number: 29100-006-00-00-00000
 Package: Capital Renewal & Deferred Maintenance
 Pkg Group: POL Pkg Type: POL Pkg Number: 110

Description	Agency Request Budget (V-01)	Governor's Budget (Y-01)	Column 2 Minus Column 1	% Change from Column 1 to Column 2
	Column 1	Column 2		
8000 General Fund	12,006,202	11,361,849	(644,353)	(5.37%)
TOTAL EXPENDITURES	\$12,006,202	\$11,361,849	(\$644,353)	(5.37%)
ENDING BALANCE				
8000 General Fund	-	-	0	0.00%
TOTAL ENDING BALANCE	-	-	\$0	0.00%
AUTHORIZED POSITIONS				
8150 Class/Unclass Positions	5	5	0	0.00%
AUTHORIZED FTE				
8250 Class/Unclass FTE Positions	5.00	5.00	0.00	0.00%

Package Comparison Report - Detail
 2019-21 Biennium
 Administrative Services Division

Cross Reference Number: 29100-006-00-00-00000
 Package: Other Funds Position Creation
 Pkg Group: POL Pkg Type: POL Pkg Number: 113

Description	Agency Request Budget (V-01)	Governor's Budget (Y-01)	Column 2 Minus Column 1	% Change from Column 1 to Column 2
	Column 1	Column 2		

EXPENDITURES

PERSONAL SERVICES

SALARIES & WAGES

3110 Class/Unclass Sal. and Per Diem

3400 Other Funds Ltd	398,448	398,448	0	0.00%
----------------------	---------	---------	---	-------

3170 Overtime Payments

3400 Other Funds Ltd	5,459	5,459	0	0.00%
----------------------	-------	-------	---	-------

3190 All Other Differential

3400 Other Funds Ltd	8,885	8,885	0	0.00%
----------------------	-------	-------	---	-------

SALARIES & WAGES

3400 Other Funds Ltd	412,792	412,792	0	0.00%
----------------------	---------	---------	---	-------

TOTAL SALARIES & WAGES	\$412,792	\$412,792	\$0	0.00%
-----------------------------------	------------------	------------------	------------	--------------

OTHER PAYROLL EXPENSES

3210 Empl. Rel. Bd. Assessments

3400 Other Funds Ltd	183	183	0	0.00%
----------------------	-----	-----	---	-------

3220 Public Employees Retire Cont

3400 Other Funds Ltd	90,938	90,938	0	0.00%
----------------------	--------	--------	---	-------

3230 Social Security Taxes

3400 Other Funds Ltd	31,579	31,579	0	0.00%
----------------------	--------	--------	---	-------

Description	Agency Request Budget (V-01)	Governor's Budget (Y-01)	Column 2 Minus Column 1	% Change from Column 1 to Column 2
	Column 1	Column 2		
3240 Unemployment Assessments				
3400 Other Funds Ltd	743	743	0	0.00%
3250 Workers Comp. Assess. (WCD)				
3400 Other Funds Ltd	174	174	0	0.00%
3260 Mass Transit Tax				
3400 Other Funds Ltd	2,477	2,477	0	0.00%
3270 Flexible Benefits				
3400 Other Funds Ltd	105,552	105,552	0	0.00%
OTHER PAYROLL EXPENSES				
3400 Other Funds Ltd	231,646	231,646	0	0.00%
TOTAL OTHER PAYROLL EXPENSES	\$231,646	\$231,646	\$0	0.00%
PERSONAL SERVICES				
3400 Other Funds Ltd	644,438	644,438	0	0.00%
TOTAL PERSONAL SERVICES	\$644,438	\$644,438	\$0	0.00%
SERVICES & SUPPLIES				
4100 Instate Travel				
3400 Other Funds Ltd	5,079	5,079	0	0.00%
4150 Employee Training				
3400 Other Funds Ltd	4,500	4,500	0	0.00%

Package Comparison Report - Detail
 2019-21 Biennium
 Administrative Services Division

Cross Reference Number: 29100-006-00-00-00000
 Package: Other Funds Position Creation
 Pkg Group: POL Pkg Type: POL Pkg Number: 113

Description	Agency Request Budget (V-01)	Governor's Budget (Y-01)	Column 2 Minus Column 1	% Change from Column 1 to Column 2
	Column 1	Column 2		
4175 Office Expenses				
3400 Other Funds Ltd	23,466	23,466	0	0.00%
4250 Data Processing				
3400 Other Funds Ltd	6,468	6,468	0	0.00%
4650 Other Services and Supplies				
3400 Other Funds Ltd	3,921	3,921	0	0.00%
4700 Expendable Prop 250 - 5000				
3400 Other Funds Ltd	9,843	9,843	0	0.00%
4715 IT Expendable Property				
3400 Other Funds Ltd	8,310	8,310	0	0.00%
SERVICES & SUPPLIES				
3400 Other Funds Ltd	61,587	61,587	0	0.00%
TOTAL SERVICES & SUPPLIES	\$61,587	\$61,587	\$0	0.00%
EXPENDITURES				
3400 Other Funds Ltd	706,025	706,025	0	0.00%
TOTAL EXPENDITURES	\$706,025	\$706,025	\$0	0.00%
ENDING BALANCE				
3400 Other Funds Ltd	(706,025)	(706,025)	0	0.00%
TOTAL ENDING BALANCE	(\$706,025)	(\$706,025)	\$0	0.00%

Description	Agency Request Budget (V-01)	Governor's Budget (Y-01)	Column 2 Minus Column 1	% Change from Column 1 to Column 2
	Column 1	Column 2		
AUTHORIZED POSITIONS				
8150 Class/Unclass Positions	3	3	0	0.00%
AUTHORIZED FTE				
8250 Class/Unclass FTE Positions	3.00	3.00	0.00	0.00%

Description	Agency Request Budget (V-01)	Governor's Budget (Y-01)	Column 2 Minus Column 1	% Change from Column 1 to Column 2
	Column 1	Column 2		

REVENUE CATEGORIES

GENERAL FUND APPROPRIATION

0050 General Fund Appropriation

8000 General Fund 16,351,028 - (16,351,028) (100.00%)

AVAILABLE REVENUES

8000 General Fund 16,351,028 - (16,351,028) (100.00%)

TOTAL AVAILABLE REVENUES \$16,351,028 - (\$16,351,028) (100.00%)

EXPENDITURES

PERSONAL SERVICES

SALARIES & WAGES

3110 Class/Unclass Sal. and Per Diem

8000 General Fund 9,065,040 - (9,065,040) (100.00%)

3190 All Other Differential

8000 General Fund 124,543 - (124,543) (100.00%)

SALARIES & WAGES

8000 General Fund 9,189,583 - (9,189,583) (100.00%)

TOTAL SALARIES & WAGES \$9,189,583 - (\$9,189,583) (100.00%)

OTHER PAYROLL EXPENSES

3210 Empl. Rel. Bd. Assessments

Description	Agency Request Budget (V-01)	Governor's Budget (Y-01)	Column 2 Minus Column 1	% Change from Column 1 to Column 2
	Column 1	Column 2		
8000 General Fund	3,843	-	(3,843)	(100.00%)
3220 Public Employees Retire Cont				
8000 General Fund	2,024,451	-	(2,024,451)	(100.00%)
3230 Social Security Taxes				
8000 General Fund	702,993	-	(702,993)	(100.00%)
3240 Unemployment Assessments				
8000 General Fund	16,543	-	(16,543)	(100.00%)
3250 Workers Comp. Assess. (WCD)				
8000 General Fund	3,654	-	(3,654)	(100.00%)
3260 Mass Transit Tax				
8000 General Fund	55,138	-	(55,138)	(100.00%)
3270 Flexible Benefits				
8000 General Fund	2,216,592	-	(2,216,592)	(100.00%)
OTHER PAYROLL EXPENSES				
8000 General Fund	5,023,214	-	(5,023,214)	(100.00%)
TOTAL OTHER PAYROLL EXPENSES	\$5,023,214	-	(\$5,023,214)	(100.00%)
PERSONAL SERVICES				
8000 General Fund	14,212,797	-	(14,212,797)	(100.00%)
TOTAL PERSONAL SERVICES	\$14,212,797	-	(\$14,212,797)	(100.00%)

Description	Agency Request Budget (V-01)	Governor's Budget (Y-01)	Column 2 Minus Column 1	% Change from Column 1 to Column 2
	Column 1	Column 2		
SERVICES & SUPPLIES				
4100 Instate Travel				
8000 General Fund	106,659	-	(106,659)	(100.00%)
4150 Employee Training				
8000 General Fund	939,404	-	(939,404)	(100.00%)
4175 Office Expenses				
8000 General Fund	492,786	-	(492,786)	(100.00%)
4250 Data Processing				
8000 General Fund	135,828	-	(135,828)	(100.00%)
4650 Other Services and Supplies				
8000 General Fund	82,341	-	(82,341)	(100.00%)
4700 Expendable Prop 250 - 5000				
8000 General Fund	206,703	-	(206,703)	(100.00%)
4715 IT Expendable Property				
8000 General Fund	174,510	-	(174,510)	(100.00%)
SERVICES & SUPPLIES				
8000 General Fund	2,138,231	-	(2,138,231)	(100.00%)
TOTAL SERVICES & SUPPLIES	\$2,138,231	-	(\$2,138,231)	(100.00%)

EXPENDITURES

Description	Agency Request Budget (V-01)	Governor's Budget (Y-01)	Column 2 Minus Column 1	% Change from Column 1 to Column 2
	Column 1	Column 2		
8000 General Fund	16,351,028	-	(16,351,028)	(100.00%)
TOTAL EXPENDITURES	\$16,351,028	-	(\$16,351,028)	(100.00%)
ENDING BALANCE				
8000 General Fund	-	-	0	0.00%
TOTAL ENDING BALANCE	-	-	\$0	0.00%
AUTHORIZED POSITIONS				
8150 Class/Unclass Positions	63	-	(63)	(100.00%)
AUTHORIZED FTE				
8250 Class/Unclass FTE Positions	63.00	-	(63.00)	(100.00%)

Description	Agency Request Budget (V-01)	Governor's Budget (Y-01)	Column 2 Minus Column 1	% Change from Column 1 to Column 2
	Column 1	Column 2		
REVENUE CATEGORIES				
GENERAL FUND APPROPRIATION				
0050 General Fund Appropriation				
8000 General Fund	2,052,686	-	(2,052,686)	(100.00%)
AVAILABLE REVENUES				
8000 General Fund	2,052,686	-	(2,052,686)	(100.00%)
TOTAL AVAILABLE REVENUES	\$2,052,686	-	(\$2,052,686)	(100.00%)
EXPENDITURES				
PERSONAL SERVICES				
SALARIES & WAGES				
3110 Class/Unclass Sal. and Per Diem				
8000 General Fund	1,146,960	-	(1,146,960)	(100.00%)
3170 Overtime Payments				
8000 General Fund	15,714	-	(15,714)	(100.00%)
3190 All Other Differential				
8000 General Fund	25,576	-	(25,576)	(100.00%)
SALARIES & WAGES				
8000 General Fund	1,188,250	-	(1,188,250)	(100.00%)
TOTAL SALARIES & WAGES	\$1,188,250	-	(\$1,188,250)	(100.00%)

Description	Agency Request Budget (V-01)	Governor's Budget (Y-01)	Column 2 Minus Column 1	% Change from Column 1 to Column 2
	Column 1	Column 2		
OTHER PAYROLL EXPENSES				
3210 Empl. Rel. Bd. Assessments				
8000 General Fund	549	-	(549)	(100.00%)
3220 Public Employees Retire Cont				
8000 General Fund	261,774	-	(261,774)	(100.00%)
3230 Social Security Taxes				
8000 General Fund	90,906	-	(90,906)	(100.00%)
3240 Unemployment Assessments				
8000 General Fund	2,139	-	(2,139)	(100.00%)
3250 Workers Comp. Assess. (WCD)				
8000 General Fund	522	-	(522)	(100.00%)
3260 Mass Transit Tax				
8000 General Fund	7,129	-	(7,129)	(100.00%)
3270 Flexible Benefits				
8000 General Fund	316,656	-	(316,656)	(100.00%)
OTHER PAYROLL EXPENSES				
8000 General Fund	679,675	-	(679,675)	(100.00%)
TOTAL OTHER PAYROLL EXPENSES	\$679,675	-	(\$679,675)	(100.00%)

PERSONAL SERVICES

Description	Agency Request Budget (V-01)	Governor's Budget (Y-01)	Column 2 Minus Column 1	% Change from Column 1 to Column 2
	Column 1	Column 2		
8000 General Fund	1,867,925	-	(1,867,925)	(100.00%)
TOTAL PERSONAL SERVICES	\$1,867,925	-	(\$1,867,925)	(100.00%)
SERVICES & SUPPLIES				
4100 Instate Travel				
8000 General Fund	15,237	-	(15,237)	(100.00%)
4150 Employee Training				
8000 General Fund	13,500	-	(13,500)	(100.00%)
4175 Office Expenses				
8000 General Fund	70,398	-	(70,398)	(100.00%)
4250 Data Processing				
8000 General Fund	19,404	-	(19,404)	(100.00%)
4650 Other Services and Supplies				
8000 General Fund	11,763	-	(11,763)	(100.00%)
4700 Expendable Prop 250 - 5000				
8000 General Fund	29,529	-	(29,529)	(100.00%)
4715 IT Expendable Property				
8000 General Fund	24,930	-	(24,930)	(100.00%)
SERVICES & SUPPLIES				
8000 General Fund	184,761	-	(184,761)	(100.00%)

Description	Agency Request Budget (V-01)	Governor's Budget (Y-01)	Column 2 Minus Column 1	% Change from Column 1 to Column 2
	Column 1	Column 2		
TOTAL SERVICES & SUPPLIES	\$184,761	-	(\$184,761)	(100.00%)
EXPENDITURES				
8000 General Fund	2,052,686	-	(2,052,686)	(100.00%)
TOTAL EXPENDITURES	\$2,052,686	-	(\$2,052,686)	(100.00%)
ENDING BALANCE				
8000 General Fund	-	-	0	0.00%
TOTAL ENDING BALANCE	-	-	\$0	0.00%
AUTHORIZED POSITIONS				
8150 Class/Unclass Positions	9	-	(9)	(100.00%)
AUTHORIZED FTE				
8250 Class/Unclass FTE Positions	9.00	-	(9.00)	(100.00%)

Package Comparison Report - Detail
 2019-21 Biennium
 Administrative Services Division

Cross Reference Number: 29100-006-00-00-00000
 Package: Safety & Fire Compliance
 Pkg Group: POL Pkg Type: POL Pkg Number: 119

Description	Agency Request Budget (V-01)	Governor's Budget (Y-01)	Column 2 Minus Column 1	% Change from Column 1 to Column 2
	Column 1	Column 2		

REVENUE CATEGORIES

GENERAL FUND APPROPRIATION

0050 General Fund Appropriation

8000 General Fund	5,287,395	-	(5,287,395)	(100.00%)
-------------------	-----------	---	-------------	-----------

AVAILABLE REVENUES

8000 General Fund	5,287,395	-	(5,287,395)	(100.00%)
-------------------	-----------	---	-------------	-----------

TOTAL AVAILABLE REVENUES	\$5,287,395	-	(\$5,287,395)	(100.00%)
---------------------------------	--------------------	----------	----------------------	------------------

EXPENDITURES

PERSONAL SERVICES

SALARIES & WAGES

3110 Class/Unclass Sal. and Per Diem

8000 General Fund	893,208	-	(893,208)	(100.00%)
-------------------	---------	---	-----------	-----------

3170 Overtime Payments

8000 General Fund	12,237	-	(12,237)	(100.00%)
-------------------	--------	---	----------	-----------

3190 All Other Differential

8000 General Fund	19,919	-	(19,919)	(100.00%)
-------------------	--------	---	----------	-----------

SALARIES & WAGES

8000 General Fund	925,364	-	(925,364)	(100.00%)
-------------------	---------	---	-----------	-----------

TOTAL SALARIES & WAGES	\$925,364	-	(\$925,364)	(100.00%)
-----------------------------------	------------------	----------	--------------------	------------------

Description	Agency Request Budget (V-01)	Governor's Budget (Y-01)	Column 2 Minus Column 1	% Change from Column 1 to Column 2
	Column 1	Column 2		
OTHER PAYROLL EXPENSES				
3210 Empl. Rel. Bd. Assessments				
8000 General Fund	427	-	(427)	(100.00%)
3220 Public Employees Retire Cont				
8000 General Fund	203,858	-	(203,858)	(100.00%)
3230 Social Security Taxes				
8000 General Fund	70,791	-	(70,791)	(100.00%)
3240 Unemployment Assessments				
8000 General Fund	1,665	-	(1,665)	(100.00%)
3250 Workers Comp. Assess. (WCD)				
8000 General Fund	406	-	(406)	(100.00%)
3260 Mass Transit Tax				
8000 General Fund	5,552	-	(5,552)	(100.00%)
3270 Flexible Benefits				
8000 General Fund	246,288	-	(246,288)	(100.00%)
OTHER PAYROLL EXPENSES				
8000 General Fund	528,987	-	(528,987)	(100.00%)
TOTAL OTHER PAYROLL EXPENSES	\$528,987	-	(\$528,987)	(100.00%)

PERSONAL SERVICES

Description	Agency Request Budget (V-01)	Governor's Budget (Y-01)	Column 2 Minus Column 1	% Change from Column 1 to Column 2
	Column 1	Column 2		
8000 General Fund	1,454,351	-	(1,454,351)	(100.00%)
TOTAL PERSONAL SERVICES	\$1,454,351	-	(\$1,454,351)	(100.00%)
SERVICES & SUPPLIES				
4100 Instate Travel				
8000 General Fund	11,851	-	(11,851)	(100.00%)
4150 Employee Training				
8000 General Fund	10,500	-	(10,500)	(100.00%)
4175 Office Expenses				
8000 General Fund	54,754	-	(54,754)	(100.00%)
4250 Data Processing				
8000 General Fund	15,092	-	(15,092)	(100.00%)
4300 Professional Services				
8000 General Fund	1,625,260	-	(1,625,260)	(100.00%)
4475 Facilities Maintenance				
8000 General Fund	2,064,081	-	(2,064,081)	(100.00%)
4650 Other Services and Supplies				
8000 General Fund	9,149	-	(9,149)	(100.00%)
4700 Expendable Prop 250 - 5000				
8000 General Fund	22,967	-	(22,967)	(100.00%)

Description	Agency Request Budget (V-01)	Governor's Budget (Y-01)	Column 2 Minus Column 1	% Change from Column 1 to Column 2
	Column 1	Column 2		
4715 IT Expendable Property				
8000 General Fund	19,390	-	(19,390)	(100.00%)
SERVICES & SUPPLIES				
8000 General Fund	3,833,044	-	(3,833,044)	(100.00%)
TOTAL SERVICES & SUPPLIES	\$3,833,044	-	(\$3,833,044)	(100.00%)
EXPENDITURES				
8000 General Fund	5,287,395	-	(5,287,395)	(100.00%)
TOTAL EXPENDITURES	\$5,287,395	-	(\$5,287,395)	(100.00%)
ENDING BALANCE				
8000 General Fund	-	-	0	0.00%
TOTAL ENDING BALANCE	-	-	\$0	0.00%
AUTHORIZED POSITIONS				
8150 Class/Unclass Positions	7	-	(7)	(100.00%)
AUTHORIZED FTE				
8250 Class/Unclass FTE Positions	7.00	-	(7.00)	(100.00%)

Package Comparison Report - Detail
 2019-21 Biennium
 Community Corrections

Cross Reference Number: 29100-009-00-00-00000
 Package: Non-PICS Psnl Svc / Vacancy Factor
 Pkg Group: ESS Pkg Type: 010 Pkg Number: 010

Description	Agency Request Budget (V-01)	Governor's Budget (Y-01)	Column 2 Minus Column 1	% Change from Column 1 to Column 2
	Column 1	Column 2		

REVENUE CATEGORIES

GENERAL FUND APPROPRIATION

0050 General Fund Appropriation

8000 General Fund	245,015	245,015	0	0.00%
-------------------	---------	---------	---	-------

AVAILABLE REVENUES

8000 General Fund	245,015	245,015	0	0.00%
-------------------	---------	---------	---	-------

TOTAL AVAILABLE REVENUES	\$245,015	\$245,015	\$0	0.00%
---------------------------------	------------------	------------------	------------	--------------

EXPENDITURES

PERSONAL SERVICES

SALARIES & WAGES

3170 Overtime Payments

8000 General Fund	817	817	0	0.00%
-------------------	-----	-----	---	-------

3190 All Other Differential

8000 General Fund	22,258	22,258	0	0.00%
-------------------	--------	--------	---	-------

SALARIES & WAGES

8000 General Fund	23,075	23,075	0	0.00%
-------------------	--------	--------	---	-------

TOTAL SALARIES & WAGES	\$23,075	\$23,075	\$0	0.00%
-----------------------------------	-----------------	-----------------	------------	--------------

OTHER PAYROLL EXPENSES

3220 Public Employees Retire Cont

Description	Agency Request Budget (V-01)	Governor's Budget (Y-01)	Column 2 Minus Column 1	% Change from Column 1 to Column 2
	Column 1	Column 2		
8000 General Fund	5,084	5,084	0	0.00%
3221 Pension Obligation Bond				
8000 General Fund	85,906	85,906	0	0.00%
3400 Other Funds Ltd	(837)	(837)	0	0.00%
All Funds	85,069	85,069	0	0.00%
3230 Social Security Taxes				
8000 General Fund	1,765	1,765	0	0.00%
3260 Mass Transit Tax				
8000 General Fund	10,851	10,851	0	0.00%
3400 Other Funds Ltd	(87)	(87)	0	0.00%
All Funds	10,764	10,764	0	0.00%
OTHER PAYROLL EXPENSES				
8000 General Fund	103,606	103,606	0	0.00%
3400 Other Funds Ltd	(924)	(924)	0	0.00%
TOTAL OTHER PAYROLL EXPENSES	\$102,682	\$102,682	\$0	0.00%
P.S. BUDGET ADJUSTMENTS				
3455 Vacancy Savings				
8000 General Fund	118,334	118,334	0	0.00%
3400 Other Funds Ltd	14,491	14,491	0	0.00%

Description	Agency Request Budget (V-01)	Governor's Budget (Y-01)	Column 2 Minus Column 1	% Change from Column 1 to Column 2
	Column 1	Column 2		
All Funds	132,825	132,825	0	0.00%
PERSONAL SERVICES				
8000 General Fund	245,015	245,015	0	0.00%
3400 Other Funds Ltd	13,567	13,567	0	0.00%
TOTAL PERSONAL SERVICES	\$258,582	\$258,582	\$0	0.00%
EXPENDITURES				
8000 General Fund	245,015	245,015	0	0.00%
3400 Other Funds Ltd	13,567	13,567	0	0.00%
TOTAL EXPENDITURES	\$258,582	\$258,582	\$0	0.00%
ENDING BALANCE				
8000 General Fund	-	-	0	0.00%
3400 Other Funds Ltd	(13,567)	(13,567)	0	0.00%
TOTAL ENDING BALANCE	(\$13,567)	(\$13,567)	\$0	0.00%

Description	Agency Request Budget (V-01)	Governor's Budget (Y-01)	Column 2 Minus Column 1	% Change from Column 1 to Column 2
	Column 1	Column 2		

REVENUE CATEGORIES

GENERAL FUND APPROPRIATION

0050 General Fund Appropriation

8000 General Fund	10,526,369	10,526,369	0	0.00%
-------------------	------------	------------	---	-------

AVAILABLE REVENUES

8000 General Fund	10,526,369	10,526,369	0	0.00%
-------------------	------------	------------	---	-------

TOTAL AVAILABLE REVENUES	\$10,526,369	\$10,526,369	\$0	0.00%
---------------------------------	---------------------	---------------------	------------	--------------

EXPENDITURES

SERVICES & SUPPLIES

4100 Instate Travel

8000 General Fund	1,388	1,388	0	0.00%
-------------------	-------	-------	---	-------

4125 Out of State Travel

8000 General Fund	375	375	0	0.00%
-------------------	-----	-----	---	-------

4150 Employee Training

8000 General Fund	1,098	1,098	0	0.00%
-------------------	-------	-------	---	-------

4175 Office Expenses

8000 General Fund	3,375	3,375	0	0.00%
-------------------	-------	-------	---	-------

4250 Data Processing

8000 General Fund	1,785	1,785	0	0.00%
-------------------	-------	-------	---	-------

Description	Agency Request Budget (V-01)	Governor's Budget (Y-01)	Column 2 Minus Column 1	% Change from Column 1 to Column 2
	Column 1	Column 2		
4275 Publicity and Publications				
8000 General Fund	25	25	0	0.00%
4300 Professional Services				
8000 General Fund	4,370	4,370	0	0.00%
4325 Attorney General				
8000 General Fund	11,924	11,924	0	0.00%
4375 Employee Recruitment and Develop				
8000 General Fund	26	26	0	0.00%
4475 Facilities Maintenance				
8000 General Fund	356	356	0	0.00%
4500 Food and Kitchen Supplies				
8000 General Fund	12	12	0	0.00%
4550 Other Care of Residents and Patients				
8000 General Fund	59	59	0	0.00%
3400 Other Funds Ltd	55,736	55,736	0	0.00%
All Funds	55,795	55,795	0	0.00%
4650 Other Services and Supplies				
8000 General Fund	1,156	1,156	0	0.00%
3400 Other Funds Ltd	249	249	0	0.00%

Description	Agency Request Budget (V-01)	Governor's Budget (Y-01)	Column 2 Minus Column 1	% Change from Column 1 to Column 2
	Column 1	Column 2		
All Funds	1,405	1,405	0	0.00%
4700 Expendable Prop 250 - 5000				
8000 General Fund	443	443	0	0.00%
4715 IT Expendable Property				
8000 General Fund	39	39	0	0.00%
SERVICES & SUPPLIES				
8000 General Fund	26,431	26,431	0	0.00%
3400 Other Funds Ltd	55,985	55,985	0	0.00%
TOTAL SERVICES & SUPPLIES	\$82,416	\$82,416	\$0	0.00%
CAPITAL OUTLAY				
5600 Data Processing Hardware				
8000 General Fund	70	70	0	0.00%
SPECIAL PAYMENTS				
6020 Dist to Counties				
8000 General Fund	10,499,868	10,499,868	0	0.00%
3400 Other Funds Ltd	209,526	209,526	0	0.00%
All Funds	10,709,394	10,709,394	0	0.00%
EXPENDITURES				
8000 General Fund	10,526,369	10,526,369	0	0.00%

Description	Agency Request Budget (V-01)	Governor's Budget (Y-01)	Column 2 Minus Column 1	% Change from Column 1 to Column 2
	Column 1	Column 2		
3400 Other Funds Ltd	265,511	265,511	0	0.00%
TOTAL EXPENDITURES	\$10,791,880	\$10,791,880	\$0	0.00%
ENDING BALANCE				
8000 General Fund	-	-	0	0.00%
3400 Other Funds Ltd	(265,511)	(265,511)	0	0.00%
TOTAL ENDING BALANCE	(\$265,511)	(\$265,511)	\$0	0.00%

Description	Agency Request Budget (V-01)	Governor's Budget (Y-01)	Column 2 Minus Column 1	% Change from Column 1 to Column 2
	Column 1	Column 2		
REVENUE CATEGORIES				
GENERAL FUND APPROPRIATION				
0050 General Fund Appropriation				
8000 General Fund	(893,423)	(13,648,477)	(12,755,054)	(1,427.66%)
AVAILABLE REVENUES				
8000 General Fund	(893,423)	(13,648,477)	(12,755,054)	(1,427.66%)
TOTAL AVAILABLE REVENUES	(\$893,423)	(\$13,648,477)	(\$12,755,054)	(1,427.66%)
EXPENDITURES				
SPECIAL PAYMENTS				
6020 Dist to Counties				
8000 General Fund	(893,423)	(13,648,477)	(12,755,054)	(1,427.66%)
EXPENDITURES				
8000 General Fund	(893,423)	(13,648,477)	(12,755,054)	(1,427.66%)
TOTAL EXPENDITURES	(\$893,423)	(\$13,648,477)	(\$12,755,054)	(1,427.66%)
ENDING BALANCE				
8000 General Fund	-	-	0	0.00%
TOTAL ENDING BALANCE	-	-	\$0	0.00%

Package Comparison Report - Detail
 2019-21 Biennium
 Community Corrections

Cross Reference Number: 29100-009-00-00-00000
 Package: Technical Adjustments
 Pkg Group: ESS Pkg Type: 060 Pkg Number: 060

Description	Agency Request Budget (V-01)	Governor's Budget (Y-01)	Column 2 Minus Column 1	% Change from Column 1 to Column 2
	Column 1	Column 2		
REVENUE CATEGORIES				
GENERAL FUND APPROPRIATION				
0050 General Fund Appropriation				
8000 General Fund	33,909	33,909	0	0.00%
AVAILABLE REVENUES				
8000 General Fund	33,909	33,909	0	0.00%
TOTAL AVAILABLE REVENUES	\$33,909	\$33,909	\$0	0.00%
EXPENDITURES				
SERVICES & SUPPLIES				
4325 Attorney General				
8000 General Fund	33,909	33,909	0	0.00%
SERVICES & SUPPLIES				
8000 General Fund	33,909	33,909	0	0.00%
TOTAL SERVICES & SUPPLIES	\$33,909	\$33,909	\$0	0.00%
EXPENDITURES				
8000 General Fund	33,909	33,909	0	0.00%
TOTAL EXPENDITURES	\$33,909	\$33,909	\$0	0.00%
ENDING BALANCE				
8000 General Fund	-	-	0	0.00%

**Package Comparison Report - Detail
2019-21 Biennium
Community Corrections**

**Cross Reference Number: 29100-009-00-00-00000
Package: Technical Adjustments
Pkg Group: ESS Pkg Type: 060 Pkg Number: 060**

Description	Agency Request Budget (V-01)	Governor's Budget (Y-01)	Column 2 Minus Column 1	% Change from Column 1 to Column 2
	Column 1	Column 2		
TOTAL ENDING BALANCE	-	-	\$0	0.00%

Description	Agency Request Budget (V-01)	Governor's Budget (Y-01)	Column 2 Minus Column 1	% Change from Column 1 to Column 2
	Column 1	Column 2		

REVENUE CATEGORIES

GENERAL FUND APPROPRIATION

0050 General Fund Appropriation

8000 General Fund - (10,012,722) (10,012,722) 100.00%

AVAILABLE REVENUES

8000 General Fund - (10,012,722) (10,012,722) 100.00%

TOTAL AVAILABLE REVENUES - (\$10,012,722) (\$10,012,722) 100.00%

EXPENDITURES

SERVICES & SUPPLIES

4100 Instate Travel

8000 General Fund - (1,388) (1,388) 100.00%

4125 Out of State Travel

8000 General Fund - (375) (375) 100.00%

4150 Employee Training

8000 General Fund - (1,098) (1,098) 100.00%

4175 Office Expenses

8000 General Fund - (3,375) (3,375) 100.00%

4275 Publicity and Publications

8000 General Fund - (25) (25) 100.00%

Description	Agency Request Budget (V-01)	Governor's Budget (Y-01)	Column 2 Minus Column 1	% Change from Column 1 to Column 2
	Column 1	Column 2		
4300 Professional Services				
8000 General Fund	-	(4,370)	(4,370)	100.00%
4375 Employee Recruitment and Develop				
8000 General Fund	-	(26)	(26)	100.00%
4475 Facilities Maintenance				
8000 General Fund	-	(356)	(356)	100.00%
4500 Food and Kitchen Supplies				
8000 General Fund	-	(12)	(12)	100.00%
4550 Other Care of Residents and Patients				
8000 General Fund	-	(59)	(59)	100.00%
4650 Other Services and Supplies				
8000 General Fund	-	(1,156)	(1,156)	100.00%
4700 Expendable Prop 250 - 5000				
8000 General Fund	-	(443)	(443)	100.00%
4715 IT Expendable Property				
8000 General Fund	-	(39)	(39)	100.00%
SERVICES & SUPPLIES				
8000 General Fund	-	(12,722)	(12,722)	100.00%
TOTAL SERVICES & SUPPLIES	-	(\$12,722)	(\$12,722)	100.00%

Description	Agency Request Budget (V-01)	Governor's Budget (Y-01)	Column 2 Minus Column 1	% Change from Column 1 to Column 2
	Column 1	Column 2		
SPECIAL PAYMENTS				
6020 Dist to Counties				
8000 General Fund	-	(10,000,000)	(10,000,000)	100.00%
3400 Other Funds Ltd	-	(134,753)	(134,753)	100.00%
All Funds	-	(10,134,753)	(10,134,753)	100.00%
EXPENDITURES				
8000 General Fund	-	(10,012,722)	(10,012,722)	100.00%
3400 Other Funds Ltd	-	(134,753)	(134,753)	100.00%
TOTAL EXPENDITURES	-	(\$10,147,475)	(\$10,147,475)	100.00%
ENDING BALANCE				
8000 General Fund	-	-	0	0.00%
3400 Other Funds Ltd	-	134,753	134,753	100.00%
TOTAL ENDING BALANCE	-	\$134,753	\$134,753	100.00%

Package Comparison Report - Detail
 2019-21 Biennium
 Community Corrections

Cross Reference Number: 29100-009-00-00-00000
 Package: Statewide AG Adjustment
 Pkg Group: POL Pkg Type: 090 Pkg Number: 092

Description	Agency Request Budget (V-01)	Governor's Budget (Y-01)	Column 2 Minus Column 1	% Change from Column 1 to Column 2
	Column 1	Column 2		
REVENUE CATEGORIES				
GENERAL FUND APPROPRIATION				
0050 General Fund Appropriation				
8000 General Fund	-	(6,250)	(6,250)	100.00%
AVAILABLE REVENUES				
8000 General Fund	-	(6,250)	(6,250)	100.00%
TOTAL AVAILABLE REVENUES	-	(\$6,250)	(\$6,250)	100.00%
EXPENDITURES				
SERVICES & SUPPLIES				
4325 Attorney General				
8000 General Fund	-	(6,250)	(6,250)	100.00%
SERVICES & SUPPLIES				
8000 General Fund	-	(6,250)	(6,250)	100.00%
TOTAL SERVICES & SUPPLIES	-	(\$6,250)	(\$6,250)	100.00%
EXPENDITURES				
8000 General Fund	-	(6,250)	(6,250)	100.00%
TOTAL EXPENDITURES	-	(\$6,250)	(\$6,250)	100.00%
ENDING BALANCE				
8000 General Fund	-	-	0	0.00%

**Package Comparison Report - Detail
2019-21 Biennium
Community Corrections**

Cross Reference Number: 29100-009-00-00-00000

Package: Statewide AG Adjustment

Pkg Group: POL Pkg Type: 090 Pkg Number: 092

Description	Agency Request Budget (V-01)	Governor's Budget (Y-01)	Column 2 Minus Column 1	% Change from Column 1 to Column 2
	Column 1	Column 2		
TOTAL ENDING BALANCE	-	-	\$0	0.00%

Description	Agency Request Budget (V-01)	Governor's Budget (Y-01)	Column 2 Minus Column 1	% Change from Column 1 to Column 2
	Column 1	Column 2		

EXPENDITURES

PERSONAL SERVICES

SALARIES & WAGES

3110 Class/Unclass Sal. and Per Diem

8000 General Fund 304,680 304,680 0 0.00%

3190 All Other Differential

8000 General Fund 14,533 14,533 0 0.00%

SALARIES & WAGES

8000 General Fund 319,213 319,213 0 0.00%

TOTAL SALARIES & WAGES \$319,213 \$319,213 \$0 0.00%

OTHER PAYROLL EXPENSES

3210 Empl. Rel. Bd. Assessments

8000 General Fund 183 183 0 0.00%

3220 Public Employees Retire Cont

8000 General Fund 70,323 70,323 0 0.00%

3230 Social Security Taxes

8000 General Fund 24,419 24,419 0 0.00%

3240 Unemployment Assessments

8000 General Fund 575 575 0 0.00%

Description	Agency Request Budget (V-01)	Governor's Budget (Y-01)	Column 2 Minus Column 1	% Change from Column 1 to Column 2
	Column 1	Column 2		
3250 Workers Comp. Assess. (WCD)				
8000 General Fund	174	174	0	0.00%
3260 Mass Transit Tax				
8000 General Fund	1,915	1,915	0	0.00%
3270 Flexible Benefits				
8000 General Fund	105,552	105,552	0	0.00%
OTHER PAYROLL EXPENSES				
8000 General Fund	203,141	203,141	0	0.00%
TOTAL OTHER PAYROLL EXPENSES	\$203,141	\$203,141	\$0	0.00%
PERSONAL SERVICES				
8000 General Fund	522,354	522,354	0	0.00%
TOTAL PERSONAL SERVICES	\$522,354	\$522,354	\$0	0.00%
SERVICES & SUPPLIES				
4100 Instate Travel				
8000 General Fund	5,079	5,079	0	0.00%
4150 Employee Training				
8000 General Fund	4,500	4,500	0	0.00%
4175 Office Expenses				
8000 General Fund	23,466	23,466	0	0.00%

Description	Agency Request Budget (V-01)	Governor's Budget (Y-01)	Column 2 Minus Column 1	% Change from Column 1 to Column 2
	Column 1	Column 2		
4250 Data Processing				
8000 General Fund	6,468	6,468	0	0.00%
4650 Other Services and Supplies				
8000 General Fund	3,921	3,921	0	0.00%
4700 Expendable Prop 250 - 5000				
8000 General Fund	9,843	9,843	0	0.00%
4715 IT Expendable Property				
8000 General Fund	8,310	8,310	0	0.00%
SERVICES & SUPPLIES				
8000 General Fund	61,587	61,587	0	0.00%
TOTAL SERVICES & SUPPLIES	\$61,587	\$61,587	\$0	0.00%
SPECIAL PAYMENTS				
6020 Dist to Counties				
8000 General Fund	(583,941)	(583,941)	0	0.00%
EXPENDITURES				
8000 General Fund	-	-	0	0.00%
TOTAL EXPENDITURES	-	-	\$0	0.00%
ENDING BALANCE				
8000 General Fund	-	-	0	0.00%

Package Comparison Report - Detail
 2019-21 Biennium
 Community Corrections

Cross Reference Number: 29100-009-00-00-00000
 Package: Linn & Douglas FTE Adjustment
 Pkg Group: POL Pkg Type: POL Pkg Number: 104

Description	Agency Request Budget (V-01)	Governor's Budget (Y-01)	Column 2 Minus Column 1	% Change from Column 1 to Column 2
	Column 1	Column 2		
TOTAL ENDING BALANCE	-	-	\$0	0.00%
AUTHORIZED POSITIONS				
8150 Class/Unclass Positions	3	3	0	0.00%
AUTHORIZED FTE				
8250 Class/Unclass FTE Positions	3.00	3.00	0.00	0.00%

Package Comparison Report - Detail
 2019-21 Biennium
 Community Corrections

Cross Reference Number: 29100-009-00-00-00000
 Package: Community Corrections Rate Study
 Pkg Group: POL Pkg Type: POL Pkg Number: 125

Description	Agency Request Budget (V-01)	Governor's Budget (Y-01)	Column 2 Minus Column 1	% Change from Column 1 to Column 2
	Column 1	Column 2		
REVENUE CATEGORIES				
GENERAL FUND APPROPRIATION				
0050 General Fund Appropriation				
8000 General Fund	50,948,669	-	(50,948,669)	(100.00%)
AVAILABLE REVENUES				
8000 General Fund	50,948,669	-	(50,948,669)	(100.00%)
TOTAL AVAILABLE REVENUES	\$50,948,669	-	(\$50,948,669)	(100.00%)
EXPENDITURES				
SPECIAL PAYMENTS				
6020 Dist to Counties				
8000 General Fund	50,948,669	-	(50,948,669)	(100.00%)
EXPENDITURES				
8000 General Fund	50,948,669	-	(50,948,669)	(100.00%)
TOTAL EXPENDITURES	\$50,948,669	-	(\$50,948,669)	(100.00%)
ENDING BALANCE				
8000 General Fund	-	-	0	0.00%
TOTAL ENDING BALANCE	-	-	\$0	0.00%

Package Comparison Report - Detail
 2019-21 Biennium
 Health Services

Cross Reference Number: 29100-010-00-00-00000
 Package: Non-PICS Psnl Svc / Vacancy Factor
 Pkg Group: ESS Pkg Type: 010 Pkg Number: 010

Description	Agency Request Budget (V-01)	Governor's Budget (Y-01)	Column 2 Minus Column 1	% Change from Column 1 to Column 2
	Column 1	Column 2		
REVENUE CATEGORIES				
GENERAL FUND APPROPRIATION				
0050 General Fund Appropriation				
8000 General Fund	2,294,014	2,294,014	0	0.00%
AVAILABLE REVENUES				
8000 General Fund	2,294,014	2,294,014	0	0.00%
TOTAL AVAILABLE REVENUES	\$2,294,014	\$2,294,014	\$0	0.00%
EXPENDITURES				
PERSONAL SERVICES				
SALARIES & WAGES				
3170 Overtime Payments				
8000 General Fund	101,758	101,758	0	0.00%
3180 Shift Differential				
8000 General Fund	75,188	75,188	0	0.00%
3190 All Other Differential				
8000 General Fund	217,986	217,986	0	0.00%
SALARIES & WAGES				
8000 General Fund	394,932	394,932	0	0.00%
TOTAL SALARIES & WAGES	\$394,932	\$394,932	\$0	0.00%

Package Comparison Report - Detail
 2019-21 Biennium
 Health Services

Cross Reference Number: 29100-010-00-00-00000
 Package: Non-PICS Psnl Svc / Vacancy Factor
 Pkg Group: ESS Pkg Type: 010 Pkg Number: 010

Description	Agency Request Budget (V-01)	Governor's Budget (Y-01)	Column 2 Minus Column 1	% Change from Column 1 to Column 2
	Column 1	Column 2		
OTHER PAYROLL EXPENSES				
3220 Public Employees Retire Cont				
8000 General Fund	87,000	87,000	0	0.00%
3221 Pension Obligation Bond				
8000 General Fund	447,485	447,485	0	0.00%
3230 Social Security Taxes				
8000 General Fund	30,215	30,215	0	0.00%
3240 Unemployment Assessments				
8000 General Fund	1,198	1,198	0	0.00%
3260 Mass Transit Tax				
8000 General Fund	306,292	306,292	0	0.00%
OTHER PAYROLL EXPENSES				
8000 General Fund	872,190	872,190	0	0.00%
TOTAL OTHER PAYROLL EXPENSES	\$872,190	\$872,190	\$0	0.00%
P.S. BUDGET ADJUSTMENTS				
3455 Vacancy Savings				
8000 General Fund	1,026,892	1,026,892	0	0.00%
PERSONAL SERVICES				
8000 General Fund	2,294,014	2,294,014	0	0.00%

Package Comparison Report - Detail
 2019-21 Biennium
 Health Services

Cross Reference Number: 29100-010-00-00-00000
 Package: Non-PICS Psnl Svc / Vacancy Factor
 Pkg Group: ESS Pkg Type: 010 Pkg Number: 010

Description	Agency Request Budget (V-01)	Governor's Budget (Y-01)	Column 2 Minus Column 1	% Change from Column 1 to Column 2
	Column 1	Column 2		
TOTAL PERSONAL SERVICES	\$2,294,014	\$2,294,014	\$0	0.00%
EXPENDITURES				
8000 General Fund	2,294,014	2,294,014	0	0.00%
TOTAL EXPENDITURES	\$2,294,014	\$2,294,014	\$0	0.00%
ENDING BALANCE				
8000 General Fund	-	-	0	0.00%
TOTAL ENDING BALANCE	-	-	\$0	0.00%

Package Comparison Report - Detail
 2019-21 Biennium
 Health Services

Cross Reference Number: 29100-010-00-00-00000

Package: Phase - In

Pkg Group: ESS Pkg Type: 020 Pkg Number: 021

Description	Agency Request Budget (V-01)	Governor's Budget (Y-01)	Column 2 Minus Column 1	% Change from Column 1 to Column 2
	Column 1	Column 2		

REVENUE CATEGORIES

GENERAL FUND APPROPRIATION

0050 General Fund Appropriation

8000 General Fund	20,726	20,726	0	0.00%
-------------------	--------	--------	---	-------

AVAILABLE REVENUES

8000 General Fund	20,726	20,726	0	0.00%
-------------------	--------	--------	---	-------

TOTAL AVAILABLE REVENUES	\$20,726	\$20,726	\$0	0.00%
---------------------------------	-----------------	-----------------	------------	--------------

EXPENDITURES

SERVICES & SUPPLIES

4100 Instate Travel

8000 General Fund	2,424	2,424	0	0.00%
-------------------	-------	-------	---	-------

4150 Employee Training

8000 General Fund	2,147	2,147	0	0.00%
-------------------	-------	-------	---	-------

4175 Office Expenses

8000 General Fund	11,198	11,198	0	0.00%
-------------------	--------	--------	---	-------

4250 Data Processing

8000 General Fund	3,086	3,086	0	0.00%
-------------------	-------	-------	---	-------

4650 Other Services and Supplies

8000 General Fund	1,871	1,871	0	0.00%
-------------------	-------	-------	---	-------

Description	Agency Request Budget (V-01)	Governor's Budget (Y-01)	Column 2 Minus Column 1	% Change from Column 1 to Column 2
	Column 1	Column 2		
SERVICES & SUPPLIES				
8000 General Fund	20,726	20,726	0	0.00%
TOTAL SERVICES & SUPPLIES	\$20,726	\$20,726	\$0	0.00%
EXPENDITURES				
8000 General Fund	20,726	20,726	0	0.00%
TOTAL EXPENDITURES	\$20,726	\$20,726	\$0	0.00%
ENDING BALANCE				
8000 General Fund	-	-	0	0.00%
TOTAL ENDING BALANCE	-	-	\$0	0.00%

Package Comparison Report - Detail
 2019-21 Biennium
 Health Services

Cross Reference Number: 29100-010-00-00-00000
 Package: Phase-out Pgm & One-time Costs
 Pkg Group: ESS Pkg Type: 020 Pkg Number: 022

Description	Agency Request Budget (V-01)	Governor's Budget (Y-01)	Column 2 Minus Column 1	% Change from Column 1 to Column 2
	Column 1	Column 2		
REVENUE CATEGORIES				
GENERAL FUND APPROPRIATION				
0050 General Fund Appropriation				
8000 General Fund	(78,722)	(78,722)	0	0.00%
AVAILABLE REVENUES				
8000 General Fund	(78,722)	(78,722)	0	0.00%
TOTAL AVAILABLE REVENUES	(\$78,722)	(\$78,722)	\$0	0.00%
EXPENDITURES				
SERVICES & SUPPLIES				
4700 Expendable Prop 250 - 5000				
8000 General Fund	(42,686)	(42,686)	0	0.00%
4715 IT Expendable Property				
8000 General Fund	(36,036)	(36,036)	0	0.00%
SERVICES & SUPPLIES				
8000 General Fund	(78,722)	(78,722)	0	0.00%
TOTAL SERVICES & SUPPLIES	(\$78,722)	(\$78,722)	\$0	0.00%
EXPENDITURES				
8000 General Fund	(78,722)	(78,722)	0	0.00%
TOTAL EXPENDITURES	(\$78,722)	(\$78,722)	\$0	0.00%

**Package Comparison Report - Detail
2019-21 Biennium
Health Services**

**Cross Reference Number: 29100-010-00-00-00000
Package: Phase-out Pgm & One-time Costs
Pkg Group: ESS Pkg Type: 020 Pkg Number: 022**

Description	Agency Request Budget (V-01)	Governor's Budget (Y-01)	Column 2 Minus Column 1	% Change from Column 1 to Column 2
	Column 1	Column 2		
ENDING BALANCE				
8000 General Fund	-	-	0	0.00%
TOTAL ENDING BALANCE	-	-	\$0	0.00%

Package Comparison Report - Detail
 2019-21 Biennium
 Health Services

Cross Reference Number: 29100-010-00-00-00000

Package: Standard Inflation

Pkg Group: ESS Pkg Type: 030 Pkg Number: 031

Description	Agency Request Budget (V-01)	Governor's Budget (Y-01)	Column 2 Minus Column 1	% Change from Column 1 to Column 2
	Column 1	Column 2		

REVENUE CATEGORIES

GENERAL FUND APPROPRIATION

0050 General Fund Appropriation

8000 General Fund	4,106,358	4,106,358	0	0.00%
-------------------	-----------	-----------	---	-------

AVAILABLE REVENUES

8000 General Fund	4,106,358	4,106,358	0	0.00%
-------------------	-----------	-----------	---	-------

TOTAL AVAILABLE REVENUES	\$4,106,358	\$4,106,358	\$0	0.00%
---------------------------------	--------------------	--------------------	------------	--------------

EXPENDITURES

SERVICES & SUPPLIES

4100 Instate Travel

8000 General Fund	11,547	11,547	0	0.00%
-------------------	--------	--------	---	-------

4150 Employee Training

8000 General Fund	3,712	3,712	0	0.00%
-------------------	-------	-------	---	-------

4175 Office Expenses

8000 General Fund	27,931	27,931	0	0.00%
-------------------	--------	--------	---	-------

4200 Telecommunications

8000 General Fund	7,600	7,600	0	0.00%
-------------------	-------	-------	---	-------

4250 Data Processing

8000 General Fund	863	863	0	0.00%
-------------------	-----	-----	---	-------

Description	Agency Request Budget (V-01)	Governor's Budget (Y-01)	Column 2 Minus Column 1	% Change from Column 1 to Column 2
	Column 1	Column 2		
4375 Employee Recruitment and Develop				
8000 General Fund	150	150	0	0.00%
4475 Facilities Maintenance				
8000 General Fund	3,358	3,358	0	0.00%
4525 Medical Services and Supplies				
8000 General Fund	4,046,622	4,046,622	0	0.00%
3400 Other Funds Ltd	25,347	25,347	0	0.00%
6400 Federal Funds Ltd	127,433	127,433	0	0.00%
All Funds	4,199,402	4,199,402	0	0.00%
4650 Other Services and Supplies				
8000 General Fund	1,944	1,944	0	0.00%
4700 Expendable Prop 250 - 5000				
8000 General Fund	1,066	1,066	0	0.00%
4715 IT Expendable Property				
8000 General Fund	1,565	1,565	0	0.00%
SERVICES & SUPPLIES				
8000 General Fund	4,106,358	4,106,358	0	0.00%
3400 Other Funds Ltd	25,347	25,347	0	0.00%
6400 Federal Funds Ltd	127,433	127,433	0	0.00%

Description	Agency Request Budget (V-01)	Governor's Budget (Y-01)	Column 2 Minus Column 1	% Change from Column 1 to Column 2
	Column 1	Column 2		
TOTAL SERVICES & SUPPLIES	\$4,259,138	\$4,259,138	\$0	0.00%
EXPENDITURES				
8000 General Fund	4,106,358	4,106,358	0	0.00%
3400 Other Funds Ltd	25,347	25,347	0	0.00%
6400 Federal Funds Ltd	127,433	127,433	0	0.00%
TOTAL EXPENDITURES	\$4,259,138	\$4,259,138	\$0	0.00%
ENDING BALANCE				
8000 General Fund	-	-	0	0.00%
3400 Other Funds Ltd	(25,347)	(25,347)	0	0.00%
6400 Federal Funds Ltd	(127,433)	(127,433)	0	0.00%
TOTAL ENDING BALANCE	(\$152,780)	(\$152,780)	\$0	0.00%

Package Comparison Report - Detail
 2019-21 Biennium
 Health Services

Cross Reference Number: 29100-010-00-00-00000
 Package: Above Standard Inflation
 Pkg Group: ESS Pkg Type: 030 Pkg Number: 032

Description	Agency Request Budget (V-01)	Governor's Budget (Y-01)	Column 2 Minus Column 1	% Change from Column 1 to Column 2
	Column 1	Column 2		

REVENUE CATEGORIES

GENERAL FUND APPROPRIATION

0050 General Fund Appropriation

8000 General Fund	425,958	425,958	0	0.00%
-------------------	---------	---------	---	-------

AVAILABLE REVENUES

8000 General Fund	425,958	425,958	0	0.00%
-------------------	---------	---------	---	-------

TOTAL AVAILABLE REVENUES	\$425,958	\$425,958	\$0	0.00%
---------------------------------	------------------	------------------	------------	--------------

EXPENDITURES

SERVICES & SUPPLIES

4525 Medical Services and Supplies

8000 General Fund	425,958	425,958	0	0.00%
-------------------	---------	---------	---	-------

3400 Other Funds Ltd	2,668	2,668	0	0.00%
----------------------	-------	-------	---	-------

6400 Federal Funds Ltd	13,414	13,414	0	0.00%
------------------------	--------	--------	---	-------

All Funds	442,040	442,040	0	0.00%
-----------	---------	---------	---	-------

SERVICES & SUPPLIES

8000 General Fund	425,958	425,958	0	0.00%
-------------------	---------	---------	---	-------

3400 Other Funds Ltd	2,668	2,668	0	0.00%
----------------------	-------	-------	---	-------

6400 Federal Funds Ltd	13,414	13,414	0	0.00%
------------------------	--------	--------	---	-------

TOTAL SERVICES & SUPPLIES	\$442,040	\$442,040	\$0	0.00%
--------------------------------------	------------------	------------------	------------	--------------

Description	Agency Request Budget (V-01)	Governor's Budget (Y-01)	Column 2 Minus Column 1	% Change from Column 1 to Column 2
	Column 1	Column 2		
EXPENDITURES				
8000 General Fund	425,958	425,958	0	0.00%
3400 Other Funds Ltd	2,668	2,668	0	0.00%
6400 Federal Funds Ltd	13,414	13,414	0	0.00%
TOTAL EXPENDITURES	\$442,040	\$442,040	\$0	0.00%
ENDING BALANCE				
8000 General Fund	-	-	0	0.00%
3400 Other Funds Ltd	(2,668)	(2,668)	0	0.00%
6400 Federal Funds Ltd	(13,414)	(13,414)	0	0.00%
TOTAL ENDING BALANCE	(\$16,082)	(\$16,082)	\$0	0.00%

Package Comparison Report - Detail
 2019-21 Biennium
 Health Services

Cross Reference Number: 29100-010-00-00-00000
 Package: Exceptional Inflation
 Pkg Group: ESS Pkg Type: 030 Pkg Number: 033

Description	Agency Request Budget (V-01)	Governor's Budget (Y-01)	Column 2 Minus Column 1	% Change from Column 1 to Column 2
	Column 1	Column 2		

REVENUE CATEGORIES

GENERAL FUND APPROPRIATION

0050 General Fund Appropriation

8000 General Fund 3,181,734 3,181,734 0 0.00%

AVAILABLE REVENUES

8000 General Fund 3,181,734 3,181,734 0 0.00%

TOTAL AVAILABLE REVENUES \$3,181,734 \$3,181,734 \$0 0.00%

EXPENDITURES

SERVICES & SUPPLIES

4525 Medical Services and Supplies

8000 General Fund 3,181,734 3,181,734 0 0.00%

3400 Other Funds Ltd 20,011 20,011 0 0.00%

All Funds 3,201,745 3,201,745 0 0.00%

SERVICES & SUPPLIES

8000 General Fund 3,181,734 3,181,734 0 0.00%

3400 Other Funds Ltd 20,011 20,011 0 0.00%

TOTAL SERVICES & SUPPLIES \$3,201,745 \$3,201,745 \$0 0.00%

EXPENDITURES

8000 General Fund 3,181,734 3,181,734 0 0.00%

Package Comparison Report - Detail
 2019-21 Biennium
 Health Services

Cross Reference Number: 29100-010-00-00-00000

Package: Exceptional Inflation

Pkg Group: ESS Pkg Type: 030 Pkg Number: 033

Description	Agency Request Budget (V-01)	Governor's Budget (Y-01)	Column 2 Minus Column 1	% Change from Column 1 to Column 2
	Column 1	Column 2		
3400 Other Funds Ltd	20,011	20,011	0	0.00%
TOTAL EXPENDITURES	\$3,201,745	\$3,201,745	\$0	0.00%
ENDING BALANCE				
8000 General Fund	-	-	0	0.00%
3400 Other Funds Ltd	(20,011)	(20,011)	0	0.00%
TOTAL ENDING BALANCE	(\$20,011)	(\$20,011)	\$0	0.00%

Package Comparison Report - Detail
 2019-21 Biennium
 Health Services

Cross Reference Number: 29100-010-00-00-00000

Package: Mandated Caseload

Pkg Group: ESS Pkg Type: 040 Pkg Number: 040

Description	Agency Request Budget (V-01)	Governor's Budget (Y-01)	Column 2 Minus Column 1	% Change from Column 1 to Column 2
	Column 1	Column 2		
REVENUE CATEGORIES				
GENERAL FUND APPROPRIATION				
0050 General Fund Appropriation				
8000 General Fund	(256,409)	(475,125)	(218,716)	(85.30%)
AVAILABLE REVENUES				
8000 General Fund	(256,409)	(475,125)	(218,716)	(85.30%)
TOTAL AVAILABLE REVENUES	(\$256,409)	(\$475,125)	(\$218,716)	(85.30%)
EXPENDITURES				
SERVICES & SUPPLIES				
4525 Medical Services and Supplies				
8000 General Fund	(256,409)	(475,125)	(218,716)	(85.30%)
SERVICES & SUPPLIES				
8000 General Fund	(256,409)	(475,125)	(218,716)	(85.30%)
TOTAL SERVICES & SUPPLIES	(\$256,409)	(\$475,125)	(\$218,716)	(85.30%)
EXPENDITURES				
8000 General Fund	(256,409)	(475,125)	(218,716)	(85.30%)
TOTAL EXPENDITURES	(\$256,409)	(\$475,125)	(\$218,716)	(85.30%)
ENDING BALANCE				
8000 General Fund	-	-	0	0.00%

**Package Comparison Report - Detail
2019-21 Biennium
Health Services**

Cross Reference Number: 29100-010-00-00-00000

Package: Mandated Caseload

Pkg Group: ESS Pkg Type: 040 Pkg Number: 040

Description	Agency Request Budget (V-01)	Governor's Budget (Y-01)	Column 2 Minus Column 1	% Change from Column 1 to Column 2
	Column 1	Column 2		
TOTAL ENDING BALANCE	-	-	\$0	0.00%

Package Comparison Report - Detail
 2019-21 Biennium
 Health Services

Cross Reference Number: 29100-010-00-00-00000

Package: Analyst Adjustments

Pkg Group: POL Pkg Type: 090 Pkg Number: 090

Description	Agency Request Budget (V-01)	Governor's Budget (Y-01)	Column 2 Minus Column 1	% Change from Column 1 to Column 2
	Column 1	Column 2		

REVENUE CATEGORIES

GENERAL FUND APPROPRIATION

0050 General Fund Appropriation

8000 General Fund - (7,849,205) (7,849,205) 100.00%

AVAILABLE REVENUES

8000 General Fund - (7,849,205) (7,849,205) 100.00%

TOTAL AVAILABLE REVENUES - (\$7,849,205) (\$7,849,205) 100.00%

EXPENDITURES

PERSONAL SERVICES

SALARIES & WAGES

3110 Class/Unclass Sal. and Per Diem

8000 General Fund - (39,588) (39,588) 100.00%

SALARIES & WAGES

8000 General Fund - (39,588) (39,588) 100.00%

TOTAL SALARIES & WAGES - (\$39,588) (\$39,588) 100.00%

OTHER PAYROLL EXPENSES

3210 Empl. Rel. Bd. Assessments

8000 General Fund - (61) (61) 100.00%

3220 Public Employees Retire Cont

Description	Agency Request Budget (V-01)	Governor's Budget (Y-01)	Column 2 Minus Column 1	% Change from Column 1 to Column 2
	Column 1	Column 2		
8000 General Fund	-	(8,721)	(8,721)	100.00%
3230 Social Security Taxes				
8000 General Fund	-	(3,029)	(3,029)	100.00%
3250 Workers Comp. Assess. (WCD)				
8000 General Fund	-	(58)	(58)	100.00%
3260 Mass Transit Tax				
8000 General Fund	-	(238)	(238)	100.00%
3270 Flexible Benefits				
8000 General Fund	-	(35,184)	(35,184)	100.00%
OTHER PAYROLL EXPENSES				
8000 General Fund	-	(47,291)	(47,291)	100.00%
TOTAL OTHER PAYROLL EXPENSES	-	(\$47,291)	(\$47,291)	100.00%
PERSONAL SERVICES				
8000 General Fund	-	(86,879)	(86,879)	100.00%
TOTAL PERSONAL SERVICES	-	(\$86,879)	(\$86,879)	100.00%
SERVICES & SUPPLIES				
4100 Instate Travel				
8000 General Fund	-	(18,186)	(18,186)	100.00%
4150 Employee Training				

Description	Agency Request Budget (V-01)	Governor's Budget (Y-01)	Column 2 Minus Column 1	% Change from Column 1 to Column 2
	Column 1	Column 2		
8000 General Fund	-	(9,589)	(9,589)	100.00%
4175 Office Expenses				
8000 General Fund	-	(58,585)	(58,585)	100.00%
4250 Data Processing				
8000 General Fund	-	(8,448)	(8,448)	100.00%
4375 Employee Recruitment and Develop				
8000 General Fund	-	(150)	(150)	100.00%
4475 Facilities Maintenance				
8000 General Fund	-	(3,358)	(3,358)	100.00%
4525 Medical Services and Supplies				
8000 General Fund	-	(7,654,314)	(7,654,314)	100.00%
4650 Other Services and Supplies				
8000 General Fund	-	(7,065)	(7,065)	100.00%
4700 Expendable Prop 250 - 5000				
8000 General Fund	-	(1,066)	(1,066)	100.00%
4715 IT Expendable Property				
8000 General Fund	-	(1,565)	(1,565)	100.00%
SERVICES & SUPPLIES				
8000 General Fund	-	(7,762,326)	(7,762,326)	100.00%

Package Comparison Report - Detail
 2019-21 Biennium
 Health Services

Cross Reference Number: 29100-010-00-00-00000

Package: Analyst Adjustments

Pkg Group: POL Pkg Type: 090 Pkg Number: 090

Description	Agency Request Budget (V-01)	Governor's Budget (Y-01)	Column 2 Minus Column 1	% Change from Column 1 to Column 2
	Column 1	Column 2		
TOTAL SERVICES & SUPPLIES	-	(\$7,762,326)	(\$7,762,326)	100.00%
EXPENDITURES				
8000 General Fund	-	(7,849,205)	(7,849,205)	100.00%
TOTAL EXPENDITURES	-	(\$7,849,205)	(\$7,849,205)	100.00%
ENDING BALANCE				
8000 General Fund	-	-	0	0.00%
TOTAL ENDING BALANCE	-	-	\$0	0.00%
AUTHORIZED POSITIONS				
8150 Class/Unclass Positions	-	(1)	(1)	100.00%
AUTHORIZED FTE				
8250 Class/Unclass FTE Positions	-	(0.50)	(0.50)	100.00%

Package Comparison Report - Detail
 2019-21 Biennium
 Health Services

Cross Reference Number: 29100-010-00-00-00000
 Package: Electronic Health Records
 Pkg Group: POL Pkg Type: POL Pkg Number: 103

Description	Agency Request Budget (V-01)	Governor's Budget (Y-01)	Column 2 Minus Column 1	% Change from Column 1 to Column 2
	Column 1	Column 2		
REVENUE CATEGORIES				
GENERAL FUND APPROPRIATION				
0050 General Fund Appropriation				
8000 General Fund	3,700,000	1,500,000	(2,200,000)	(59.46%)
AVAILABLE REVENUES				
8000 General Fund	3,700,000	1,500,000	(2,200,000)	(59.46%)
TOTAL AVAILABLE REVENUES	\$3,700,000	\$1,500,000	(\$2,200,000)	(59.46%)
EXPENDITURES				
SERVICES & SUPPLIES				
4300 Professional Services				
8000 General Fund	3,700,000	1,500,000	(2,200,000)	(59.46%)
SERVICES & SUPPLIES				
8000 General Fund	3,700,000	1,500,000	(2,200,000)	(59.46%)
TOTAL SERVICES & SUPPLIES	\$3,700,000	\$1,500,000	(\$2,200,000)	(59.46%)
EXPENDITURES				
8000 General Fund	3,700,000	1,500,000	(2,200,000)	(59.46%)
TOTAL EXPENDITURES	\$3,700,000	\$1,500,000	(\$2,200,000)	(59.46%)
ENDING BALANCE				
8000 General Fund	-	-	0	0.00%

**Package Comparison Report - Detail
2019-21 Biennium
Health Services**

**Cross Reference Number: 29100-010-00-00-00000
Package: Electronic Health Records
Pkg Group: POL Pkg Type: POL Pkg Number: 103**

Description	Agency Request Budget (V-01)	Governor's Budget (Y-01)	Column 2 Minus Column 1	% Change from Column 1 to Column 2
	Column 1	Column 2		
TOTAL ENDING BALANCE	-	-	\$0	0.00%

Description	Agency Request Budget (V-01)	Governor's Budget (Y-01)	Column 2 Minus Column 1	% Change from Column 1 to Column 2
	Column 1	Column 2		

REVENUE CATEGORIES

GENERAL FUND APPROPRIATION

0050 General Fund Appropriation

8000 General Fund 4,642,129 - (4,642,129) (100.00%)

AVAILABLE REVENUES

8000 General Fund 4,642,129 - (4,642,129) (100.00%)

TOTAL AVAILABLE REVENUES \$4,642,129 - (\$4,642,129) (100.00%)

EXPENDITURES

PERSONAL SERVICES

SALARIES & WAGES

3110 Class/Unclass Sal. and Per Diem

8000 General Fund 2,269,850 - (2,269,850) (100.00%)

3170 Overtime Payments

8000 General Fund 83,303 - (83,303) (100.00%)

3180 Shift Differential

8000 General Fund 25,649 - (25,649) (100.00%)

3190 All Other Differential

8000 General Fund 149,583 - (149,583) (100.00%)

SALARIES & WAGES

Description	Agency Request Budget (V-01)	Governor's Budget (Y-01)	Column 2 Minus Column 1	% Change from Column 1 to Column 2
	Column 1	Column 2		
8000 General Fund	2,528,385	-	(2,528,385)	(100.00%)
TOTAL SALARIES & WAGES	\$2,528,385	-	(\$2,528,385)	(100.00%)
OTHER PAYROLL EXPENSES				
3210 Empl. Rel. Bd. Assessments				
8000 General Fund	1,403	-	(1,403)	(100.00%)
3220 Public Employees Retire Cont				
8000 General Fund	557,000	-	(557,000)	(100.00%)
3230 Social Security Taxes				
8000 General Fund	193,426	-	(193,426)	(100.00%)
3240 Unemployment Assessments				
8000 General Fund	4,551	-	(4,551)	(100.00%)
3250 Workers Comp. Assess. (WCD)				
8000 General Fund	1,334	-	(1,334)	(100.00%)
3260 Mass Transit Tax				
8000 General Fund	15,170	-	(15,170)	(100.00%)
3270 Flexible Benefits				
8000 General Fund	809,232	-	(809,232)	(100.00%)
OTHER PAYROLL EXPENSES				
8000 General Fund	1,582,116	-	(1,582,116)	(100.00%)

Description	Agency Request Budget (V-01)	Governor's Budget (Y-01)	Column 2 Minus Column 1	% Change from Column 1 to Column 2
	Column 1	Column 2		
TOTAL OTHER PAYROLL EXPENSES	\$1,582,116	-	(\$1,582,116)	(100.00%)
PERSONAL SERVICES				
8000 General Fund	4,110,501	-	(4,110,501)	(100.00%)
TOTAL PERSONAL SERVICES	\$4,110,501	-	(\$4,110,501)	(100.00%)
SERVICES & SUPPLIES				
4100 Instate Travel				
8000 General Fund	34,199	-	(34,199)	(100.00%)
4150 Employee Training				
8000 General Fund	30,300	-	(30,300)	(100.00%)
4175 Office Expenses				
8000 General Fund	158,004	-	(158,004)	(100.00%)
4250 Data Processing				
8000 General Fund	43,551	-	(43,551)	(100.00%)
4300 Professional Services				
8000 General Fund	100,000	-	(100,000)	(100.00%)
4650 Other Services and Supplies				
8000 General Fund	26,401	-	(26,401)	(100.00%)
4700 Expendable Prop 250 - 5000				
8000 General Fund	75,463	-	(75,463)	(100.00%)

Description	Agency Request Budget (V-01)	Governor's Budget (Y-01)	Column 2 Minus Column 1	% Change from Column 1 to Column 2
	Column 1	Column 2		
4715 IT Expendable Property				
8000 General Fund	63,710	-	(63,710)	(100.00%)
SERVICES & SUPPLIES				
8000 General Fund	531,628	-	(531,628)	(100.00%)
TOTAL SERVICES & SUPPLIES	\$531,628	-	(\$531,628)	(100.00%)
EXPENDITURES				
8000 General Fund	4,642,129	-	(4,642,129)	(100.00%)
TOTAL EXPENDITURES	\$4,642,129	-	(\$4,642,129)	(100.00%)
ENDING BALANCE				
8000 General Fund	-	-	0	0.00%
TOTAL ENDING BALANCE	-	-	\$0	0.00%
AUTHORIZED POSITIONS				
8150 Class/Unclass Positions	23	-	(23)	(100.00%)
AUTHORIZED FTE				
8250 Class/Unclass FTE Positions	20.20	-	(20.20)	(100.00%)

Package Comparison Report - Detail
 2019-21 Biennium
 Health Services

Cross Reference Number: 29100-010-00-00-00000
 Package: Healthcare Staffing Conversion
 Pkg Group: POL Pkg Type: POL Pkg Number: 121

Description	Agency Request Budget (V-01)	Governor's Budget (Y-01)	Column 2 Minus Column 1	% Change from Column 1 to Column 2
	Column 1	Column 2		

EXPENDITURES

PERSONAL SERVICES

SALARIES & WAGES

3110 Class/Unclass Sal. and Per Diem

8000 General Fund 7,541,103 - (7,541,103) (100.00%)

3170 Overtime Payments

8000 General Fund 276,758 - (276,758) (100.00%)

3180 Shift Differential

8000 General Fund 85,214 - (85,214) (100.00%)

3190 All Other Differential

8000 General Fund 496,959 - (496,959) (100.00%)

SALARIES & WAGES

8000 General Fund 8,400,034 - (8,400,034) (100.00%)

TOTAL SALARIES & WAGES

\$8,400,034 - (\$8,400,034) (100.00%)

OTHER PAYROLL EXPENSES

3210 Empl. Rel. Bd. Assessments

8000 General Fund 3,294 - (3,294) (100.00%)

3220 Public Employees Retire Cont

8000 General Fund 1,850,540 - (1,850,540) (100.00%)

Description	Agency Request Budget (V-01)	Governor's Budget (Y-01)	Column 2 Minus Column 1	% Change from Column 1 to Column 2
	Column 1	Column 2		
3230 Social Security Taxes				
8000 General Fund	635,243	-	(635,243)	(100.00%)
3240 Unemployment Assessments				
8000 General Fund	15,120	-	(15,120)	(100.00%)
3250 Workers Comp. Assess. (WCD)				
8000 General Fund	3,132	-	(3,132)	(100.00%)
3260 Mass Transit Tax				
8000 General Fund	50,400	-	(50,400)	(100.00%)
3270 Flexible Benefits				
8000 General Fund	1,794,384	-	(1,794,384)	(100.00%)
OTHER PAYROLL EXPENSES				
8000 General Fund	4,352,113	-	(4,352,113)	(100.00%)
TOTAL OTHER PAYROLL EXPENSES	\$4,352,113	-	(\$4,352,113)	(100.00%)
PERSONAL SERVICES				
8000 General Fund	12,752,147	-	(12,752,147)	(100.00%)
TOTAL PERSONAL SERVICES	\$12,752,147	-	(\$12,752,147)	(100.00%)
SERVICES & SUPPLIES				
4100 Instate Travel				
8000 General Fund	86,952	-	(86,952)	(100.00%)

Description	Agency Request Budget (V-01)	Governor's Budget (Y-01)	Column 2 Minus Column 1	% Change from Column 1 to Column 2
	Column 1	Column 2		
4150 Employee Training				
8000 General Fund	77,040	-	(77,040)	(100.00%)
4175 Office Expenses				
8000 General Fund	401,738	-	(401,738)	(100.00%)
4250 Data Processing				
8000 General Fund	110,732	-	(110,732)	(100.00%)
4525 Medical Services and Supplies				
8000 General Fund	(13,822,491)	-	13,822,491	100.00%
4650 Other Services and Supplies				
8000 General Fund	67,128	-	(67,128)	(100.00%)
4700 Expendable Prop 250 - 5000				
8000 General Fund	177,174	-	(177,174)	(100.00%)
4715 IT Expendable Property				
8000 General Fund	149,580	-	(149,580)	(100.00%)
SERVICES & SUPPLIES				
8000 General Fund	(12,752,147)	-	12,752,147	100.00%
TOTAL SERVICES & SUPPLIES	(\$12,752,147)	-	\$12,752,147	100.00%
EXPENDITURES				
8000 General Fund	-	-	0	0.00%

Package Comparison Report - Detail
 2019-21 Biennium
 Health Services

Cross Reference Number: 29100-010-00-00-00000
 Package: Healthcare Staffing Conversion
 Pkg Group: POL Pkg Type: POL Pkg Number: 121

Description	Agency Request Budget (V-01)	Governor's Budget (Y-01)	Column 2 Minus Column 1	% Change from Column 1 to Column 2
	Column 1	Column 2		
TOTAL EXPENDITURES	-	-	\$0	0.00%
ENDING BALANCE				
8000 General Fund	-	-	0	0.00%
TOTAL ENDING BALANCE	-	-	\$0	0.00%
AUTHORIZED POSITIONS				
8150 Class/Unclass Positions	54	-	(54)	(100.00%)
AUTHORIZED FTE				
8250 Class/Unclass FTE Positions	51.36	-	(51.36)	(100.00%)

Package Comparison Report - Detail
 2019-21 Biennium
 Health Services

Cross Reference Number: 29100-010-00-00-00000
 Package: Certified Medication Aides
 Pkg Group: POL Pkg Type: POL Pkg Number: 122

Description	Agency Request Budget (V-01)	Governor's Budget (Y-01)	Column 2 Minus Column 1	% Change from Column 1 to Column 2
	Column 1	Column 2		

REVENUE CATEGORIES

GENERAL FUND APPROPRIATION

0050 General Fund Appropriation

8000 General Fund 5,935,935 - (5,935,935) (100.00%)

AVAILABLE REVENUES

8000 General Fund 5,935,935 - (5,935,935) (100.00%)

TOTAL AVAILABLE REVENUES \$5,935,935 - (\$5,935,935) (100.00%)

EXPENDITURES

PERSONAL SERVICES

SALARIES & WAGES

3110 Class/Unclass Sal. and Per Diem

8000 General Fund 2,845,840 - (2,845,840) (100.00%)

3170 Overtime Payments

8000 General Fund 104,442 - (104,442) (100.00%)

3180 Shift Differential

8000 General Fund 32,158 - (32,158) (100.00%)

3190 All Other Differential

8000 General Fund 187,541 - (187,541) (100.00%)

SALARIES & WAGES

Description	Agency Request Budget (V-01)	Governor's Budget (Y-01)	Column 2 Minus Column 1	% Change from Column 1 to Column 2
	Column 1	Column 2		
8000 General Fund	3,169,981	-	(3,169,981)	(100.00%)
TOTAL SALARIES & WAGES	\$3,169,981	-	(\$3,169,981)	(100.00%)
OTHER PAYROLL EXPENSES				
3210 Empl. Rel. Bd. Assessments				
8000 General Fund	2,440	-	(2,440)	(100.00%)
3220 Public Employees Retire Cont				
8000 General Fund	698,348	-	(698,348)	(100.00%)
3230 Social Security Taxes				
8000 General Fund	242,517	-	(242,517)	(100.00%)
3240 Unemployment Assessments				
8000 General Fund	5,706	-	(5,706)	(100.00%)
3250 Workers Comp. Assess. (WCD)				
8000 General Fund	2,320	-	(2,320)	(100.00%)
3260 Mass Transit Tax				
8000 General Fund	19,020	-	(19,020)	(100.00%)
3270 Flexible Benefits				
8000 General Fund	1,055,520	-	(1,055,520)	(100.00%)
OTHER PAYROLL EXPENSES				
8000 General Fund	2,025,871	-	(2,025,871)	(100.00%)

Package Comparison Report - Detail
 2019-21 Biennium
 Health Services

Cross Reference Number: 29100-010-00-00-00000
 Package: Certified Medication Aides
 Pkg Group: POL Pkg Type: POL Pkg Number: 122

Description	Agency Request Budget (V-01)	Governor's Budget (Y-01)	Column 2 Minus Column 1	% Change from Column 1 to Column 2
	Column 1	Column 2		
TOTAL OTHER PAYROLL EXPENSES	\$2,025,871	-	(\$2,025,871)	(100.00%)
PERSONAL SERVICES				
8000 General Fund	5,195,852	-	(5,195,852)	(100.00%)
TOTAL PERSONAL SERVICES	\$5,195,852	-	(\$5,195,852)	(100.00%)
SERVICES & SUPPLIES				
4100 Instate Travel				
8000 General Fund	58,239	-	(58,239)	(100.00%)
4150 Employee Training				
8000 General Fund	51,600	-	(51,600)	(100.00%)
4175 Office Expenses				
8000 General Fund	269,077	-	(269,077)	(100.00%)
4250 Data Processing				
8000 General Fund	74,166	-	(74,166)	(100.00%)
4650 Other Services and Supplies				
8000 General Fund	44,961	-	(44,961)	(100.00%)
4700 Expendable Prop 250 - 5000				
8000 General Fund	131,240	-	(131,240)	(100.00%)
4715 IT Expendable Property				
8000 General Fund	110,800	-	(110,800)	(100.00%)

Description	Agency Request Budget (V-01)	Governor's Budget (Y-01)	Column 2 Minus Column 1	% Change from Column 1 to Column 2
	Column 1	Column 2		
SERVICES & SUPPLIES				
8000 General Fund	740,083	-	(740,083)	(100.00%)
TOTAL SERVICES & SUPPLIES	\$740,083	-	(\$740,083)	(100.00%)
EXPENDITURES				
8000 General Fund	5,935,935	-	(5,935,935)	(100.00%)
TOTAL EXPENDITURES	\$5,935,935	-	(\$5,935,935)	(100.00%)
ENDING BALANCE				
8000 General Fund	-	-	0	0.00%
TOTAL ENDING BALANCE	-	-	\$0	0.00%
AUTHORIZED POSITIONS				
8150 Class/Unclass Positions	40	-	(40)	(100.00%)
AUTHORIZED FTE				
8250 Class/Unclass FTE Positions	34.40	-	(34.40)	(100.00%)

Package Comparison Report - Detail
 2019-21 Biennium
 Health Services

Cross Reference Number: 29100-010-00-00-00000
 Package: Opioid Overdose Prevention
 Pkg Group: POL Pkg Type: POL Pkg Number: 124

Description	Agency Request Budget (V-01)	Governor's Budget (Y-01)	Column 2 Minus Column 1	% Change from Column 1 to Column 2
	Column 1	Column 2		

REVENUE CATEGORIES

GENERAL FUND APPROPRIATION

0050 General Fund Appropriation

8000 General Fund	6,123,947	-	(6,123,947)	(100.00%)
-------------------	-----------	---	-------------	-----------

AVAILABLE REVENUES

8000 General Fund	6,123,947	-	(6,123,947)	(100.00%)
-------------------	-----------	---	-------------	-----------

TOTAL AVAILABLE REVENUES	\$6,123,947	-	(\$6,123,947)	(100.00%)
---------------------------------	--------------------	----------	----------------------	------------------

EXPENDITURES

PERSONAL SERVICES

SALARIES & WAGES

3110 Class/Unclass Sal. and Per Diem

8000 General Fund	911,533	-	(911,533)	(100.00%)
-------------------	---------	---	-----------	-----------

3170 Overtime Payments

8000 General Fund	33,453	-	(33,453)	(100.00%)
-------------------	--------	---	----------	-----------

3180 Shift Differential

8000 General Fund	10,300	-	(10,300)	(100.00%)
-------------------	--------	---	----------	-----------

3190 All Other Differential

8000 General Fund	60,070	-	(60,070)	(100.00%)
-------------------	--------	---	----------	-----------

SALARIES & WAGES

Description	Agency Request Budget (V-01)	Governor's Budget (Y-01)	Column 2 Minus Column 1	% Change from Column 1 to Column 2
	Column 1	Column 2		
8000 General Fund	1,015,356	-	(1,015,356)	(100.00%)
TOTAL SALARIES & WAGES	\$1,015,356	-	(\$1,015,356)	(100.00%)
OTHER PAYROLL EXPENSES				
3210 Empl. Rel. Bd. Assessments				
8000 General Fund	488	-	(488)	(100.00%)
3220 Public Employees Retire Cont				
8000 General Fund	223,684	-	(223,684)	(100.00%)
3230 Social Security Taxes				
8000 General Fund	77,676	-	(77,676)	(100.00%)
3240 Unemployment Assessments				
8000 General Fund	1,828	-	(1,828)	(100.00%)
3250 Workers Comp. Assess. (WCD)				
8000 General Fund	464	-	(464)	(100.00%)
3260 Mass Transit Tax				
8000 General Fund	6,092	-	(6,092)	(100.00%)
3270 Flexible Benefits				
8000 General Fund	246,288	-	(246,288)	(100.00%)
OTHER PAYROLL EXPENSES				
8000 General Fund	556,520	-	(556,520)	(100.00%)

Description	Agency Request Budget (V-01)	Governor's Budget (Y-01)	Column 2 Minus Column 1	% Change from Column 1 to Column 2
	Column 1	Column 2		
TOTAL OTHER PAYROLL EXPENSES	\$556,520	-	(\$556,520)	(100.00%)
PERSONAL SERVICES				
8000 General Fund	1,571,876	-	(1,571,876)	(100.00%)
TOTAL PERSONAL SERVICES	\$1,571,876	-	(\$1,571,876)	(100.00%)
SERVICES & SUPPLIES				
4100 Instate Travel				
8000 General Fund	12,122	-	(12,122)	(100.00%)
4150 Employee Training				
8000 General Fund	10,740	-	(10,740)	(100.00%)
4175 Office Expenses				
8000 General Fund	56,006	-	(56,006)	(100.00%)
4250 Data Processing				
8000 General Fund	15,437	-	(15,437)	(100.00%)
4525 Medical Services and Supplies				
8000 General Fund	4,400,000	-	(4,400,000)	(100.00%)
4650 Other Services and Supplies				
8000 General Fund	9,358	-	(9,358)	(100.00%)
4700 Expendable Prop 250 - 5000				
8000 General Fund	26,248	-	(26,248)	(100.00%)

Description	Agency Request Budget (V-01)	Governor's Budget (Y-01)	Column 2 Minus Column 1	% Change from Column 1 to Column 2
	Column 1	Column 2		
4715 IT Expendable Property				
8000 General Fund	22,160	-	(22,160)	(100.00%)
SERVICES & SUPPLIES				
8000 General Fund	4,552,071	-	(4,552,071)	(100.00%)
TOTAL SERVICES & SUPPLIES	\$4,552,071	-	(\$4,552,071)	(100.00%)
EXPENDITURES				
8000 General Fund	6,123,947	-	(6,123,947)	(100.00%)
TOTAL EXPENDITURES	\$6,123,947	-	(\$6,123,947)	(100.00%)
ENDING BALANCE				
8000 General Fund	-	-	0	0.00%
TOTAL ENDING BALANCE	-	-	\$0	0.00%
AUTHORIZED POSITIONS				
8150 Class/Unclass Positions	8	-	(8)	(100.00%)
AUTHORIZED FTE				
8250 Class/Unclass FTE Positions	7.16	-	(7.16)	(100.00%)

Package Comparison Report - Detail
 2019-21 Biennium
 Offender Management & Rehabilitation

Cross Reference Number: 29100-011-00-00-00000
 Package: Non-PICS Psnl Svc / Vacancy Factor
 Pkg Group: ESS Pkg Type: 010 Pkg Number: 010

Description	Agency Request Budget (V-01)	Governor's Budget (Y-01)	Column 2 Minus Column 1	% Change from Column 1 to Column 2
	Column 1	Column 2		
REVENUE CATEGORIES				
GENERAL FUND APPROPRIATION				
0050 General Fund Appropriation				
8000 General Fund	1,641,867	1,641,867	0	0.00%
AVAILABLE REVENUES				
8000 General Fund	1,641,867	1,641,867	0	0.00%
TOTAL AVAILABLE REVENUES	\$1,641,867	\$1,641,867	\$0	0.00%
EXPENDITURES				
PERSONAL SERVICES				
SALARIES & WAGES				
3160 Temporary Appointments				
8000 General Fund	14,578	14,578	0	0.00%
3170 Overtime Payments				
8000 General Fund	15,839	15,839	0	0.00%
3190 All Other Differential				
8000 General Fund	14,812	14,812	0	0.00%
SALARIES & WAGES				
8000 General Fund	45,229	45,229	0	0.00%
TOTAL SALARIES & WAGES	\$45,229	\$45,229	\$0	0.00%

Description	Agency Request Budget (V-01)	Governor's Budget (Y-01)	Column 2 Minus Column 1	% Change from Column 1 to Column 2
	Column 1	Column 2		
OTHER PAYROLL EXPENSES				
3220 Public Employees Retire Cont				
8000 General Fund	6,749	6,749	0	0.00%
3221 Pension Obligation Bond				
8000 General Fund	228,575	228,575	0	0.00%
3230 Social Security Taxes				
8000 General Fund	3,458	3,458	0	0.00%
3240 Unemployment Assessments				
8000 General Fund	858	858	0	0.00%
3260 Mass Transit Tax				
8000 General Fund	26,951	26,951	0	0.00%
OTHER PAYROLL EXPENSES				
8000 General Fund	266,591	266,591	0	0.00%
TOTAL OTHER PAYROLL EXPENSES	\$266,591	\$266,591	\$0	0.00%
P.S. BUDGET ADJUSTMENTS				
3455 Vacancy Savings				
8000 General Fund	1,330,047	1,330,047	0	0.00%
P.S. BUDGET ADJUSTMENTS				
8000 General Fund	1,330,047	1,330,047	0	0.00%

Description	Agency Request Budget (V-01)	Governor's Budget (Y-01)	Column 2 Minus Column 1	% Change from Column 1 to Column 2
	Column 1	Column 2		
TOTAL P.S. BUDGET ADJUSTMENTS	\$1,330,047	\$1,330,047	\$0	0.00%
PERSONAL SERVICES				
8000 General Fund	1,641,867	1,641,867	0	0.00%
TOTAL PERSONAL SERVICES	\$1,641,867	\$1,641,867	\$0	0.00%
EXPENDITURES				
8000 General Fund	1,641,867	1,641,867	0	0.00%
TOTAL EXPENDITURES	\$1,641,867	\$1,641,867	\$0	0.00%
ENDING BALANCE				
8000 General Fund	-	-	0	0.00%
TOTAL ENDING BALANCE	-	-	\$0	0.00%

Description	Agency Request Budget (V-01)	Governor's Budget (Y-01)	Column 2 Minus Column 1	% Change from Column 1 to Column 2
	Column 1	Column 2		
EXPENDITURES				
SERVICES & SUPPLIES				
4525 Medical Services and Supplies				
3400 Other Funds Ltd	(1,500,000)	(1,500,000)	0	0.00%
SERVICES & SUPPLIES				
3400 Other Funds Ltd	(1,500,000)	(1,500,000)	0	0.00%
TOTAL SERVICES & SUPPLIES	(\$1,500,000)	(\$1,500,000)	\$0	0.00%
EXPENDITURES				
3400 Other Funds Ltd	(1,500,000)	(1,500,000)	0	0.00%
TOTAL EXPENDITURES	(\$1,500,000)	(\$1,500,000)	\$0	0.00%
ENDING BALANCE				
3400 Other Funds Ltd	1,500,000	1,500,000	0	0.00%
TOTAL ENDING BALANCE	\$1,500,000	\$1,500,000	\$0	0.00%

Description	Agency Request Budget (V-01)	Governor's Budget (Y-01)	Column 2 Minus Column 1	% Change from Column 1 to Column 2
	Column 1	Column 2		

REVENUE CATEGORIES

GENERAL FUND APPROPRIATION

0050 General Fund Appropriation

8000 General Fund	1,248,035	1,248,035	0	0.00%
-------------------	-----------	-----------	---	-------

AVAILABLE REVENUES

8000 General Fund	1,248,035	1,248,035	0	0.00%
-------------------	-----------	-----------	---	-------

TOTAL AVAILABLE REVENUES	\$1,248,035	\$1,248,035	\$0	0.00%
---------------------------------	--------------------	--------------------	------------	--------------

EXPENDITURES

SERVICES & SUPPLIES

4100 Instate Travel

8000 General Fund	7,367	7,367	0	0.00%
-------------------	-------	-------	---	-------

4125 Out of State Travel

8000 General Fund	400	400	0	0.00%
-------------------	-----	-----	---	-------

3400 Other Funds Ltd	74	74	0	0.00%
----------------------	----	----	---	-------

All Funds	474	474	0	0.00%
-----------	-----	-----	---	-------

4150 Employee Training

8000 General Fund	1,729	1,729	0	0.00%
-------------------	-------	-------	---	-------

3400 Other Funds Ltd	490	490	0	0.00%
----------------------	-----	-----	---	-------

All Funds	2,219	2,219	0	0.00%
-----------	-------	-------	---	-------

Description	Agency Request Budget (V-01)	Governor's Budget (Y-01)	Column 2 Minus Column 1	% Change from Column 1 to Column 2
	Column 1	Column 2		
4175 Office Expenses				
8000 General Fund	29,738	29,738	0	0.00%
3400 Other Funds Ltd	663	663	0	0.00%
All Funds	30,401	30,401	0	0.00%
4200 Telecommunications				
8000 General Fund	6,182	6,182	0	0.00%
3400 Other Funds Ltd	3	3	0	0.00%
All Funds	6,185	6,185	0	0.00%
4250 Data Processing				
8000 General Fund	4,624	4,624	0	0.00%
3400 Other Funds Ltd	4	4	0	0.00%
All Funds	4,628	4,628	0	0.00%
4275 Publicity and Publications				
8000 General Fund	122	122	0	0.00%
4300 Professional Services				
8000 General Fund	655,170	655,170	0	0.00%
3400 Other Funds Ltd	144,781	144,781	0	0.00%
All Funds	799,951	799,951	0	0.00%
4325 Attorney General				

Description	Agency Request Budget (V-01)	Governor's Budget (Y-01)	Column 2 Minus Column 1	% Change from Column 1 to Column 2
	Column 1	Column 2		
8000 General Fund	104,453	104,453	0	0.00%
4375 Employee Recruitment and Develop				
8000 General Fund	62	62	0	0.00%
4400 Dues and Subscriptions				
8000 General Fund	78	78	0	0.00%
4475 Facilities Maintenance				
8000 General Fund	792	792	0	0.00%
4525 Medical Services and Supplies				
8000 General Fund	322,530	322,530	0	0.00%
3400 Other Funds Ltd	200,033	200,033	0	0.00%
All Funds	522,563	522,563	0	0.00%
4550 Other Care of Residents and Patients				
8000 General Fund	63,939	63,939	0	0.00%
3400 Other Funds Ltd	22,907	22,907	0	0.00%
All Funds	86,846	86,846	0	0.00%
4650 Other Services and Supplies				
8000 General Fund	10,941	10,941	0	0.00%
3400 Other Funds Ltd	5,889	5,889	0	0.00%
All Funds	16,830	16,830	0	0.00%

Description	Agency Request Budget (V-01)	Governor's Budget (Y-01)	Column 2 Minus Column 1	% Change from Column 1 to Column 2
	Column 1	Column 2		
4700 Expendable Prop 250 - 5000				
8000 General Fund	24,083	24,083	0	0.00%
3400 Other Funds Ltd	923	923	0	0.00%
All Funds	25,006	25,006	0	0.00%
4715 IT Expendable Property				
8000 General Fund	15,825	15,825	0	0.00%
SERVICES & SUPPLIES				
8000 General Fund	1,248,035	1,248,035	0	0.00%
3400 Other Funds Ltd	375,767	375,767	0	0.00%
TOTAL SERVICES & SUPPLIES	\$1,623,802	\$1,623,802	\$0	0.00%
CAPITAL OUTLAY				
5500 Recreational Equipment				
3400 Other Funds Ltd	1,167	1,167	0	0.00%
EXPENDITURES				
8000 General Fund	1,248,035	1,248,035	0	0.00%
3400 Other Funds Ltd	376,934	376,934	0	0.00%
TOTAL EXPENDITURES	\$1,624,969	\$1,624,969	\$0	0.00%
ENDING BALANCE				
8000 General Fund	-	-	0	0.00%

Description	Agency Request Budget (V-01)	Governor's Budget (Y-01)	Column 2 Minus Column 1	% Change from Column 1 to Column 2
	Column 1	Column 2		
3400 Other Funds Ltd	(376,934)	(376,934)	0	0.00%
TOTAL ENDING BALANCE	(\$376,934)	(\$376,934)	\$0	0.00%

Description	Agency Request Budget (V-01)	Governor's Budget (Y-01)	Column 2 Minus Column 1	% Change from Column 1 to Column 2
	Column 1	Column 2		

REVENUE CATEGORIES

GENERAL FUND APPROPRIATION

0050 General Fund Appropriation

8000 General Fund	33,950	33,950	0	0.00%
-------------------	--------	--------	---	-------

AVAILABLE REVENUES

8000 General Fund	33,950	33,950	0	0.00%
-------------------	--------	--------	---	-------

TOTAL AVAILABLE REVENUES	\$33,950	\$33,950	\$0	0.00%
---------------------------------	-----------------	-----------------	------------	--------------

EXPENDITURES

SERVICES & SUPPLIES

4525 Medical Services and Supplies

8000 General Fund	33,950	33,950	0	0.00%
-------------------	--------	--------	---	-------

3400 Other Funds Ltd	27,056	27,056	0	0.00%
----------------------	--------	--------	---	-------

All Funds	61,006	61,006	0	0.00%
-----------	--------	--------	---	-------

SERVICES & SUPPLIES

8000 General Fund	33,950	33,950	0	0.00%
-------------------	--------	--------	---	-------

3400 Other Funds Ltd	27,056	27,056	0	0.00%
----------------------	--------	--------	---	-------

TOTAL SERVICES & SUPPLIES	\$61,006	\$61,006	\$0	0.00%
--------------------------------------	-----------------	-----------------	------------	--------------

EXPENDITURES

8000 General Fund	33,950	33,950	0	0.00%
-------------------	--------	--------	---	-------

Description	Agency Request Budget (V-01)	Governor's Budget (Y-01)	Column 2 Minus Column 1	% Change from Column 1 to Column 2
	Column 1	Column 2		
3400 Other Funds Ltd	27,056	27,056	0	0.00%
TOTAL EXPENDITURES	\$61,006	\$61,006	\$0	0.00%
ENDING BALANCE				
8000 General Fund	-	-	0	0.00%
3400 Other Funds Ltd	(27,056)	(27,056)	0	0.00%
TOTAL ENDING BALANCE	(\$27,056)	(\$27,056)	\$0	0.00%

Description	Agency Request Budget (V-01)	Governor's Budget (Y-01)	Column 2 Minus Column 1	% Change from Column 1 to Column 2
	Column 1	Column 2		

REVENUE CATEGORIES

GENERAL FUND APPROPRIATION

0050 General Fund Appropriation

8000 General Fund	234,589	234,589	0	0.00%
-------------------	---------	---------	---	-------

AVAILABLE REVENUES

8000 General Fund	234,589	234,589	0	0.00%
-------------------	---------	---------	---	-------

TOTAL AVAILABLE REVENUES	\$234,589	\$234,589	\$0	0.00%
---------------------------------	------------------	------------------	------------	--------------

EXPENDITURES

SERVICES & SUPPLIES

4525 Medical Services and Supplies

8000 General Fund	234,589	234,589	0	0.00%
-------------------	---------	---------	---	-------

3400 Other Funds Ltd	249,208	249,208	0	0.00%
----------------------	---------	---------	---	-------

All Funds	483,797	483,797	0	0.00%
-----------	---------	---------	---	-------

SERVICES & SUPPLIES

8000 General Fund	234,589	234,589	0	0.00%
-------------------	---------	---------	---	-------

3400 Other Funds Ltd	249,208	249,208	0	0.00%
----------------------	---------	---------	---	-------

TOTAL SERVICES & SUPPLIES	\$483,797	\$483,797	\$0	0.00%
--------------------------------------	------------------	------------------	------------	--------------

EXPENDITURES

8000 General Fund	234,589	234,589	0	0.00%
-------------------	---------	---------	---	-------

Description	Agency Request Budget (V-01)	Governor's Budget (Y-01)	Column 2 Minus Column 1	% Change from Column 1 to Column 2
	Column 1	Column 2		
3400 Other Funds Ltd	249,208	249,208	0	0.00%
TOTAL EXPENDITURES	\$483,797	\$483,797	\$0	0.00%
ENDING BALANCE				
8000 General Fund	-	-	0	0.00%
3400 Other Funds Ltd	(249,208)	(249,208)	0	0.00%
TOTAL ENDING BALANCE	(\$249,208)	(\$249,208)	\$0	0.00%

Description	Agency Request Budget (V-01)	Governor's Budget (Y-01)	Column 2 Minus Column 1	% Change from Column 1 to Column 2
	Column 1	Column 2		

REVENUE CATEGORIES

GENERAL FUND APPROPRIATION

0050 General Fund Appropriation

8000 General Fund (91,539) (169,618) (78,079) (85.30%)

AVAILABLE REVENUES

8000 General Fund (91,539) (169,618) (78,079) (85.30%)

TOTAL AVAILABLE REVENUES (\$91,539) (\$169,618) (\$78,079) (85.30%)

EXPENDITURES

SERVICES & SUPPLIES

4150 Employee Training

8000 General Fund 1,798 - (1,798) (100.00%)

4175 Office Expenses

8000 General Fund (4,231) (5,144) (913) (21.58%)

4200 Telecommunications

8000 General Fund (608) (982) (374) (61.51%)

4250 Data Processing

8000 General Fund 32,280 (764) (33,044) (102.37%)

4300 Professional Services

8000 General Fund (82,773) (94,262) (11,489) (13.88%)

Description	Agency Request Budget (V-01)	Governor's Budget (Y-01)	Column 2 Minus Column 1	% Change from Column 1 to Column 2
	Column 1	Column 2		
4325 Attorney General				
8000 General Fund	14,950	(3,016)	(17,966)	(120.17%)
4525 Medical Services and Supplies				
8000 General Fund	(41,321)	(50,428)	(9,107)	(22.04%)
4550 Other Care of Residents and Patients				
8000 General Fund	(7,244)	(10,085)	(2,841)	(39.22%)
4650 Other Services and Supplies				
8000 General Fund	(4,390)	(4,937)	(547)	(12.46%)
SERVICES & SUPPLIES				
8000 General Fund	(91,539)	(169,618)	(78,079)	(85.30%)
TOTAL SERVICES & SUPPLIES	(\$91,539)	(\$169,618)	(\$78,079)	(85.30%)
EXPENDITURES				
8000 General Fund	(91,539)	(169,618)	(78,079)	(85.30%)
TOTAL EXPENDITURES	(\$91,539)	(\$169,618)	(\$78,079)	(85.30%)
ENDING BALANCE				
8000 General Fund	-	-	0	0.00%
TOTAL ENDING BALANCE	-	-	\$0	0.00%

Package Comparison Report - Detail
 2019-21 Biennium
 Offender Management & Rehabilitation

Cross Reference Number: 29100-011-00-00-00000
 Package: Technical Adjustments
 Pkg Group: ESS Pkg Type: 060 Pkg Number: 060

Description	Agency Request Budget (V-01)	Governor's Budget (Y-01)	Column 2 Minus Column 1	% Change from Column 1 to Column 2
	Column 1	Column 2		

REVENUE CATEGORIES

GENERAL FUND APPROPRIATION

0050 General Fund Appropriation

8000 General Fund	(645,028)	(645,028)	0	0.00%
-------------------	-----------	-----------	---	-------

AVAILABLE REVENUES

8000 General Fund	(645,028)	(645,028)	0	0.00%
-------------------	-----------	-----------	---	-------

TOTAL AVAILABLE REVENUES	(\$645,028)	(\$645,028)	\$0	0.00%
---------------------------------	--------------------	--------------------	------------	--------------

EXPENDITURES

PERSONAL SERVICES

SALARIES & WAGES

3110 Class/Unclass Sal. and Per Diem

8000 General Fund	457,968	457,968	0	0.00%
-------------------	---------	---------	---	-------

SALARIES & WAGES

8000 General Fund	457,968	457,968	0	0.00%
-------------------	---------	---------	---	-------

TOTAL SALARIES & WAGES	\$457,968	\$457,968	\$0	0.00%
-----------------------------------	------------------	------------------	------------	--------------

OTHER PAYROLL EXPENSES

3210 Empl. Rel. Bd. Assessments

8000 General Fund	183	183	0	0.00%
-------------------	-----	-----	---	-------

3220 Public Employees Retire Cont

Description	Agency Request Budget (V-01)	Governor's Budget (Y-01)	Column 2 Minus Column 1	% Change from Column 1 to Column 2
	Column 1	Column 2		
8000 General Fund	100,890	100,890	0	0.00%
3230 Social Security Taxes				
8000 General Fund	35,034	35,034	0	0.00%
3240 Unemployment Assessments				
8000 General Fund	824	824	0	0.00%
3250 Workers Comp. Assess. (WCD)				
8000 General Fund	174	174	0	0.00%
3260 Mass Transit Tax				
8000 General Fund	2,748	2,748	0	0.00%
3270 Flexible Benefits				
8000 General Fund	105,552	105,552	0	0.00%
OTHER PAYROLL EXPENSES				
8000 General Fund	245,405	245,405	0	0.00%
TOTAL OTHER PAYROLL EXPENSES	\$245,405	\$245,405	\$0	0.00%
PERSONAL SERVICES				
8000 General Fund	703,373	703,373	0	0.00%
TOTAL PERSONAL SERVICES	\$703,373	\$703,373	\$0	0.00%
SERVICES & SUPPLIES				
4100 Instate Travel				

Description	Agency Request Budget (V-01)	Governor's Budget (Y-01)	Column 2 Minus Column 1	% Change from Column 1 to Column 2
	Column 1	Column 2		
8000 General Fund	(23,187)	(23,187)	0	0.00%
4150 Employee Training				
8000 General Fund	(1,471)	(1,471)	0	0.00%
4175 Office Expenses				
8000 General Fund	(385,000)	(385,000)	0	0.00%
4250 Data Processing				
8000 General Fund	(1,754)	(1,754)	0	0.00%
4300 Professional Services				
8000 General Fund	(218,848)	(218,848)	0	0.00%
4325 Attorney General				
8000 General Fund	(404,892)	(404,892)	0	0.00%
4475 Facilities Maintenance				
8000 General Fund	(15,603)	(15,603)	0	0.00%
4525 Medical Services and Supplies				
8000 General Fund	(24,315)	(24,315)	0	0.00%
4550 Other Care of Residents and Patients				
8000 General Fund	(154,410)	(154,410)	0	0.00%
4650 Other Services and Supplies				
8000 General Fund	(25,000)	(25,000)	0	0.00%

Description	Agency Request Budget (V-01)	Governor's Budget (Y-01)	Column 2 Minus Column 1	% Change from Column 1 to Column 2
	Column 1	Column 2		
4700 Expendable Prop 250 - 5000				
8000 General Fund	(57,312)	(57,312)	0	0.00%
4715 IT Expendable Property				
8000 General Fund	(36,609)	(36,609)	0	0.00%
SERVICES & SUPPLIES				
8000 General Fund	(1,348,401)	(1,348,401)	0	0.00%
TOTAL SERVICES & SUPPLIES	(\$1,348,401)	(\$1,348,401)	\$0	0.00%
EXPENDITURES				
8000 General Fund	(645,028)	(645,028)	0	0.00%
TOTAL EXPENDITURES	(\$645,028)	(\$645,028)	\$0	0.00%
ENDING BALANCE				
8000 General Fund	-	-	0	0.00%
TOTAL ENDING BALANCE	-	-	\$0	0.00%
AUTHORIZED POSITIONS				
8150 Class/Unclass Positions	3	3	0	0.00%
AUTHORIZED FTE				
8250 Class/Unclass FTE Positions	3.00	3.00	0.00	0.00%

Description	Agency Request Budget (V-01)	Governor's Budget (Y-01)	Column 2 Minus Column 1	% Change from Column 1 to Column 2
	Column 1	Column 2		
BEGINNING BALANCE				
0030 Beginning Balance Adjustment				
3400 Other Funds Ltd	-	(140,000)	(140,000)	100.00%
REVENUE CATEGORIES				
GENERAL FUND APPROPRIATION				
0050 General Fund Appropriation				
8000 General Fund	-	(1,615,837)	(1,615,837)	100.00%
AVAILABLE REVENUES				
8000 General Fund	-	(1,615,837)	(1,615,837)	100.00%
3400 Other Funds Ltd	-	(140,000)	(140,000)	100.00%
TOTAL AVAILABLE REVENUES	-	(\$1,755,837)	(\$1,755,837)	100.00%
EXPENDITURES				
PERSONAL SERVICES				
SALARIES & WAGES				
3110 Class/Unclass Sal. and Per Diem				
8000 General Fund	-	(123,048)	(123,048)	100.00%
SALARIES & WAGES				
8000 General Fund	-	(123,048)	(123,048)	100.00%
TOTAL SALARIES & WAGES	-	(\$123,048)	(\$123,048)	100.00%

Description	Agency Request Budget (V-01)	Governor's Budget (Y-01)	Column 2 Minus Column 1	% Change from Column 1 to Column 2
	Column 1	Column 2		
OTHER PAYROLL EXPENSES				
3210 Empl. Rel. Bd. Assessments				
8000 General Fund	-	(61)	(61)	100.00%
3220 Public Employees Retire Cont				
8000 General Fund	-	(27,108)	(27,108)	100.00%
3230 Social Security Taxes				
8000 General Fund	-	(9,413)	(9,413)	100.00%
3250 Workers Comp. Assess. (WCD)				
8000 General Fund	-	(58)	(58)	100.00%
3260 Mass Transit Tax				
8000 General Fund	-	(738)	(738)	100.00%
3270 Flexible Benefits				
8000 General Fund	-	(35,184)	(35,184)	100.00%
OTHER PAYROLL EXPENSES				
8000 General Fund	-	(72,562)	(72,562)	100.00%
TOTAL OTHER PAYROLL EXPENSES	-	(\$72,562)	(\$72,562)	100.00%
P.S. BUDGET ADJUSTMENTS				
3465 Reconciliation Adjustment				
8000 General Fund	-	1	1	100.00%

Description	Agency Request Budget (V-01)	Governor's Budget (Y-01)	Column 2 Minus Column 1	% Change from Column 1 to Column 2
	Column 1	Column 2		
P.S. BUDGET ADJUSTMENTS				
8000 General Fund	-	1	1	100.00%
TOTAL P.S. BUDGET ADJUSTMENTS	-	\$1	\$1	100.00%
PERSONAL SERVICES				
8000 General Fund	-	(195,609)	(195,609)	100.00%
TOTAL PERSONAL SERVICES	-	(\$195,609)	(\$195,609)	100.00%
SERVICES & SUPPLIES				
4100 Instate Travel				
8000 General Fund	-	(9,580)	(9,580)	100.00%
4125 Out of State Travel				
8000 General Fund	-	(400)	(400)	100.00%
4150 Employee Training				
8000 General Fund	-	(3,688)	(3,688)	100.00%
4175 Office Expenses				
8000 General Fund	-	(39,956)	(39,956)	100.00%
4250 Data Processing				
8000 General Fund	-	(2,816)	(2,816)	100.00%
4275 Publicity and Publications				
8000 General Fund	-	(122)	(122)	100.00%

Description	Agency Request Budget (V-01)	Governor's Budget (Y-01)	Column 2 Minus Column 1	% Change from Column 1 to Column 2
	Column 1	Column 2		
4300 Professional Services				
8000 General Fund	-	(655,170)	(655,170)	100.00%
3400 Other Funds Ltd	-	(140,000)	(140,000)	100.00%
All Funds	-	(795,170)	(795,170)	100.00%
4375 Employee Recruitment and Develop				
8000 General Fund	-	(62)	(62)	100.00%
4400 Dues and Subscriptions				
8000 General Fund	-	(78)	(78)	100.00%
4475 Facilities Maintenance				
8000 General Fund	-	(792)	(792)	100.00%
4525 Medical Services and Supplies				
8000 General Fund	-	(591,069)	(591,069)	100.00%
4550 Other Care of Residents and Patients				
8000 General Fund	-	(63,939)	(63,939)	100.00%
4650 Other Services and Supplies				
8000 General Fund	-	(12,648)	(12,648)	100.00%
4700 Expendable Prop 250 - 5000				
8000 General Fund	-	(24,083)	(24,083)	100.00%
4715 IT Expendable Property				

Description	Agency Request Budget (V-01)	Governor's Budget (Y-01)	Column 2 Minus Column 1	% Change from Column 1 to Column 2
	Column 1	Column 2		
8000 General Fund	-	(15,825)	(15,825)	100.00%
SERVICES & SUPPLIES				
8000 General Fund	-	(1,420,228)	(1,420,228)	100.00%
3400 Other Funds Ltd	-	(140,000)	(140,000)	100.00%
TOTAL SERVICES & SUPPLIES	-	(\$1,560,228)	(\$1,560,228)	100.00%
EXPENDITURES				
8000 General Fund	-	(1,615,837)	(1,615,837)	100.00%
3400 Other Funds Ltd	-	(140,000)	(140,000)	100.00%
TOTAL EXPENDITURES	-	(\$1,755,837)	(\$1,755,837)	100.00%
ENDING BALANCE				
8000 General Fund	-	-	0	0.00%
3400 Other Funds Ltd	-	-	0	0.00%
TOTAL ENDING BALANCE	-	-	\$0	0.00%
AUTHORIZED POSITIONS				
8150 Class/Unclass Positions	-	(1)	(1)	100.00%
AUTHORIZED FTE				
8250 Class/Unclass FTE Positions	-	(1.00)	(1.00)	100.00%

Package Comparison Report - Detail
 2019-21 Biennium
 Offender Management & Rehabilitation

Cross Reference Number: 29100-011-00-00-00000
 Package: Statewide AG Adjustment
 Pkg Group: POL Pkg Type: 090 Pkg Number: 092

Description	Agency Request Budget (V-01)	Governor's Budget (Y-01)	Column 2 Minus Column 1	% Change from Column 1 to Column 2
	Column 1	Column 2		
REVENUE CATEGORIES				
GENERAL FUND APPROPRIATION				
0050 General Fund Appropriation				
8000 General Fund	-	(13,872)	(13,872)	100.00%
AVAILABLE REVENUES				
8000 General Fund	-	(13,872)	(13,872)	100.00%
TOTAL AVAILABLE REVENUES	-	(\$13,872)	(\$13,872)	100.00%
EXPENDITURES				
SERVICES & SUPPLIES				
4325 Attorney General				
8000 General Fund	-	(13,872)	(13,872)	100.00%
SERVICES & SUPPLIES				
8000 General Fund	-	(13,872)	(13,872)	100.00%
TOTAL SERVICES & SUPPLIES	-	(\$13,872)	(\$13,872)	100.00%
EXPENDITURES				
8000 General Fund	-	(13,872)	(13,872)	100.00%
TOTAL EXPENDITURES	-	(\$13,872)	(\$13,872)	100.00%
ENDING BALANCE				
8000 General Fund	-	-	0	0.00%

**Package Comparison Report - Detail
2019-21 Biennium
Offender Management & Rehabilitation**

**Cross Reference Number: 29100-011-00-00-00000
Package: Statewide AG Adjustment
Pkg Group: POL Pkg Type: 090 Pkg Number: 092**

Description	Agency Request Budget (V-01)	Governor's Budget (Y-01)	Column 2 Minus Column 1	% Change from Column 1 to Column 2
	Column 1	Column 2		
TOTAL ENDING BALANCE	-	-	\$0	0.00%

Package Comparison Report - Detail
 2019-21 Biennium
 Offender Management & Rehabilitation

Cross Reference Number: 29100-011-00-00-00000
 Package: Norway Best Practices
 Pkg Group: POL Pkg Type: POL Pkg Number: 101

Description	Agency Request Budget (V-01)	Governor's Budget (Y-01)	Column 2 Minus Column 1	% Change from Column 1 to Column 2
	Column 1	Column 2		
REVENUE CATEGORIES				
GENERAL FUND APPROPRIATION				
0050 General Fund Appropriation				
8000 General Fund	1,403,397	-	(1,403,397)	(100.00%)
AVAILABLE REVENUES				
8000 General Fund	1,403,397	-	(1,403,397)	(100.00%)
TOTAL AVAILABLE REVENUES	\$1,403,397	-	(\$1,403,397)	(100.00%)
EXPENDITURES				
SERVICES & SUPPLIES				
4300 Professional Services				
8000 General Fund	1,403,397	-	(1,403,397)	(100.00%)
SERVICES & SUPPLIES				
8000 General Fund	1,403,397	-	(1,403,397)	(100.00%)
TOTAL SERVICES & SUPPLIES	\$1,403,397	-	(\$1,403,397)	(100.00%)
EXPENDITURES				
8000 General Fund	1,403,397	-	(1,403,397)	(100.00%)
TOTAL EXPENDITURES	\$1,403,397	-	(\$1,403,397)	(100.00%)
ENDING BALANCE				
8000 General Fund	-	-	0	0.00%

Description	Agency Request Budget (V-01)	Governor's Budget (Y-01)	Column 2 Minus Column 1	% Change from Column 1 to Column 2
	Column 1	Column 2		
TOTAL ENDING BALANCE	-	-	\$0	0.00%

Package Comparison Report - Detail
 2019-21 Biennium
 Offender Management & Rehabilitation

Cross Reference Number: 29100-011-00-00-00000
 Package: Correctional Services & Operations FTE
 Pkg Group: POL Pkg Type: POL Pkg Number: 111

Description	Agency Request Budget (V-01)	Governor's Budget (Y-01)	Column 2 Minus Column 1	% Change from Column 1 to Column 2
	Column 1	Column 2		

REVENUE CATEGORIES

GENERAL FUND APPROPRIATION

0050 General Fund Appropriation

8000 General Fund 1,371,690 - (1,371,690) (100.00%)

AVAILABLE REVENUES

8000 General Fund 1,371,690 - (1,371,690) (100.00%)

TOTAL AVAILABLE REVENUES \$1,371,690 - (\$1,371,690) (100.00%)

EXPENDITURES

PERSONAL SERVICES

SALARIES & WAGES

3110 Class/Unclass Sal. and Per Diem

8000 General Fund 772,176 - (772,176) (100.00%)

3170 Overtime Payments

8000 General Fund 6,640 - (6,640) (100.00%)

3190 All Other Differential

8000 General Fund 15,830 - (15,830) (100.00%)

SALARIES & WAGES

8000 General Fund 794,646 - (794,646) (100.00%)

TOTAL SALARIES & WAGES \$794,646 - (\$794,646) (100.00%)

Description	Agency Request Budget (V-01)	Governor's Budget (Y-01)	Column 2 Minus Column 1	% Change from Column 1 to Column 2
	Column 1	Column 2		
OTHER PAYROLL EXPENSES				
3210 Empl. Rel. Bd. Assessments				
8000 General Fund	366	-	(366)	(100.00%)
3220 Public Employees Retire Cont				
8000 General Fund	175,060	-	(175,060)	(100.00%)
3230 Social Security Taxes				
8000 General Fund	60,793	-	(60,793)	(100.00%)
3240 Unemployment Assessments				
8000 General Fund	1,431	-	(1,431)	(100.00%)
3250 Workers Comp. Assess. (WCD)				
8000 General Fund	348	-	(348)	(100.00%)
3260 Mass Transit Tax				
8000 General Fund	4,768	-	(4,768)	(100.00%)
3270 Flexible Benefits				
8000 General Fund	211,104	-	(211,104)	(100.00%)
OTHER PAYROLL EXPENSES				
8000 General Fund	453,870	-	(453,870)	(100.00%)
TOTAL OTHER PAYROLL EXPENSES	\$453,870	-	(\$453,870)	(100.00%)

PERSONAL SERVICES

Description	Agency Request Budget (V-01)	Governor's Budget (Y-01)	Column 2 Minus Column 1	% Change from Column 1 to Column 2
	Column 1	Column 2		
8000 General Fund	1,248,516	-	(1,248,516)	(100.00%)
TOTAL PERSONAL SERVICES	\$1,248,516	-	(\$1,248,516)	(100.00%)
SERVICES & SUPPLIES				
4100 Instate Travel				
8000 General Fund	10,158	-	(10,158)	(100.00%)
4150 Employee Training				
8000 General Fund	9,000	-	(9,000)	(100.00%)
4175 Office Expenses				
8000 General Fund	46,932	-	(46,932)	(100.00%)
4250 Data Processing				
8000 General Fund	12,936	-	(12,936)	(100.00%)
4650 Other Services and Supplies				
8000 General Fund	7,842	-	(7,842)	(100.00%)
4700 Expendable Prop 250 - 5000				
8000 General Fund	19,686	-	(19,686)	(100.00%)
4715 IT Expendable Property				
8000 General Fund	16,620	-	(16,620)	(100.00%)
SERVICES & SUPPLIES				
8000 General Fund	123,174	-	(123,174)	(100.00%)

Package Comparison Report - Detail
 2019-21 Biennium
 Offender Management & Rehabilitation

Cross Reference Number: 29100-011-00-00-00000
 Package: Correctional Services & Operations FTE
 Pkg Group: POL Pkg Type: POL Pkg Number: 111

Description	Agency Request Budget (V-01)	Governor's Budget (Y-01)	Column 2 Minus Column 1	% Change from Column 1 to Column 2
	Column 1	Column 2		
TOTAL SERVICES & SUPPLIES	\$123,174	-	(\$123,174)	(100.00%)
EXPENDITURES				
8000 General Fund	1,371,690	-	(1,371,690)	(100.00%)
TOTAL EXPENDITURES	\$1,371,690	-	(\$1,371,690)	(100.00%)
ENDING BALANCE				
8000 General Fund	-	-	0	0.00%
TOTAL ENDING BALANCE	-	-	\$0	0.00%
AUTHORIZED POSITIONS				
8150 Class/Unclass Positions	6	-	(6)	(100.00%)
AUTHORIZED FTE				
8250 Class/Unclass FTE Positions	6.00	-	(6.00)	(100.00%)

Description	Agency Request Budget (V-01)	Governor's Budget (Y-01)	Column 2 Minus Column 1	% Change from Column 1 to Column 2
	Column 1	Column 2		

REVENUE CATEGORIES

GENERAL FUND APPROPRIATION

0050 General Fund Appropriation

8000 General Fund 370,467 - (370,467) (100.00%)

AVAILABLE REVENUES

8000 General Fund 370,467 - (370,467) (100.00%)

TOTAL AVAILABLE REVENUES \$370,467 - (\$370,467) (100.00%)

EXPENDITURES

PERSONAL SERVICES

SALARIES & WAGES

3110 Class/Unclass Sal. and Per Diem

8000 General Fund 192,768 - (192,768) (100.00%)

3170 Overtime Payments

8000 General Fund 1,658 - (1,658) (100.00%)

3190 All Other Differential

8000 General Fund 3,952 - (3,952) (100.00%)

SALARIES & WAGES

8000 General Fund 198,378 - (198,378) (100.00%)

TOTAL SALARIES & WAGES \$198,378 - (\$198,378) (100.00%)

Description	Agency Request Budget (V-01)	Governor's Budget (Y-01)	Column 2 Minus Column 1	% Change from Column 1 to Column 2
	Column 1	Column 2		
OTHER PAYROLL EXPENSES				
3210 Empl. Rel. Bd. Assessments				
8000 General Fund	122	-	(122)	(100.00%)
3220 Public Employees Retire Cont				
8000 General Fund	43,702	-	(43,702)	(100.00%)
3230 Social Security Taxes				
8000 General Fund	15,176	-	(15,176)	(100.00%)
3240 Unemployment Assessments				
8000 General Fund	357	-	(357)	(100.00%)
3250 Workers Comp. Assess. (WCD)				
8000 General Fund	116	-	(116)	(100.00%)
3260 Mass Transit Tax				
8000 General Fund	1,190	-	(1,190)	(100.00%)
3270 Flexible Benefits				
8000 General Fund	70,368	-	(70,368)	(100.00%)
OTHER PAYROLL EXPENSES				
8000 General Fund	131,031	-	(131,031)	(100.00%)
TOTAL OTHER PAYROLL EXPENSES	\$131,031	-	(\$131,031)	(100.00%)

PERSONAL SERVICES

Description	Agency Request Budget (V-01)	Governor's Budget (Y-01)	Column 2 Minus Column 1	% Change from Column 1 to Column 2
	Column 1	Column 2		
8000 General Fund	329,409	-	(329,409)	(100.00%)
TOTAL PERSONAL SERVICES	\$329,409	-	(\$329,409)	(100.00%)
SERVICES & SUPPLIES				
4100 Instate Travel				
8000 General Fund	3,386	-	(3,386)	(100.00%)
4150 Employee Training				
8000 General Fund	3,000	-	(3,000)	(100.00%)
4175 Office Expenses				
8000 General Fund	15,644	-	(15,644)	(100.00%)
4250 Data Processing				
8000 General Fund	4,312	-	(4,312)	(100.00%)
4650 Other Services and Supplies				
8000 General Fund	2,614	-	(2,614)	(100.00%)
4700 Expendable Prop 250 - 5000				
8000 General Fund	6,562	-	(6,562)	(100.00%)
4715 IT Expendable Property				
8000 General Fund	5,540	-	(5,540)	(100.00%)
SERVICES & SUPPLIES				
8000 General Fund	41,058	-	(41,058)	(100.00%)

Description	Agency Request Budget (V-01)	Governor's Budget (Y-01)	Column 2 Minus Column 1	% Change from Column 1 to Column 2
	Column 1	Column 2		
TOTAL SERVICES & SUPPLIES	\$41,058	-	(\$41,058)	(100.00%)
EXPENDITURES				
8000 General Fund	370,467	-	(370,467)	(100.00%)
TOTAL EXPENDITURES	\$370,467	-	(\$370,467)	(100.00%)
ENDING BALANCE				
8000 General Fund	-	-	0	0.00%
TOTAL ENDING BALANCE	-	-	\$0	0.00%
AUTHORIZED POSITIONS				
8150 Class/Unclass Positions	2	-	(2)	(100.00%)
AUTHORIZED FTE				
8250 Class/Unclass FTE Positions	2.00	-	(2.00)	(100.00%)

Description	Agency Request Budget (V-01)	Governor's Budget (Y-01)	Column 2 Minus Column 1	% Change from Column 1 to Column 2
	Column 1	Column 2		

EXPENDITURES

PERSONAL SERVICES

SALARIES & WAGES

3110 Class/Unclass Sal. and Per Diem

8000 General Fund 136,872 - (136,872) (100.00%)

3170 Overtime Payments

8000 General Fund 1,177 - (1,177) (100.00%)

3190 All Other Differential

8000 General Fund 2,806 - (2,806) (100.00%)

SALARIES & WAGES

8000 General Fund 140,855 - (140,855) (100.00%)

TOTAL SALARIES & WAGES \$140,855 - (\$140,855) (100.00%)

OTHER PAYROLL EXPENSES

3210 Empl. Rel. Bd. Assessments

8000 General Fund 61 - (61) (100.00%)

3220 Public Employees Retire Cont

8000 General Fund 31,030 - (31,030) (100.00%)

3230 Social Security Taxes

8000 General Fund 10,776 - (10,776) (100.00%)

Description	Agency Request Budget (V-01)	Governor's Budget (Y-01)	Column 2 Minus Column 1	% Change from Column 1 to Column 2
	Column 1	Column 2		
3240 Unemployment Assessments				
8000 General Fund	254	-	(254)	(100.00%)
3250 Workers Comp. Assess. (WCD)				
8000 General Fund	58	-	(58)	(100.00%)
3260 Mass Transit Tax				
8000 General Fund	845	-	(845)	(100.00%)
3270 Flexible Benefits				
8000 General Fund	35,184	-	(35,184)	(100.00%)
OTHER PAYROLL EXPENSES				
8000 General Fund	78,208	-	(78,208)	(100.00%)
TOTAL OTHER PAYROLL EXPENSES	\$78,208	-	(\$78,208)	(100.00%)
PERSONAL SERVICES				
8000 General Fund	219,063	-	(219,063)	(100.00%)
TOTAL PERSONAL SERVICES	\$219,063	-	(\$219,063)	(100.00%)
SERVICES & SUPPLIES				
4100 Instate Travel				
8000 General Fund	1,693	-	(1,693)	(100.00%)
4150 Employee Training				
8000 General Fund	1,500	-	(1,500)	(100.00%)

Description	Agency Request Budget (V-01)	Governor's Budget (Y-01)	Column 2 Minus Column 1	% Change from Column 1 to Column 2
	Column 1	Column 2		
4175 Office Expenses				
8000 General Fund	7,822	-	(7,822)	(100.00%)
4250 Data Processing				
8000 General Fund	2,156	-	(2,156)	(100.00%)
4525 Medical Services and Supplies				
8000 General Fund	(239,592)	-	239,592	100.00%
4650 Other Services and Supplies				
8000 General Fund	1,307	-	(1,307)	(100.00%)
4700 Expendable Prop 250 - 5000				
8000 General Fund	3,281	-	(3,281)	(100.00%)
4715 IT Expendable Property				
8000 General Fund	2,770	-	(2,770)	(100.00%)
SERVICES & SUPPLIES				
8000 General Fund	(219,063)	-	219,063	100.00%
TOTAL SERVICES & SUPPLIES	(\$219,063)	-	\$219,063	100.00%
EXPENDITURES				
8000 General Fund	-	-	0	0.00%
TOTAL EXPENDITURES	-	-	\$0	0.00%
ENDING BALANCE				

Package Comparison Report - Detail
 2019-21 Biennium
 Offender Management & Rehabilitation

Cross Reference Number: 29100-011-00-00-00000
 Package: Healthcare Staffing Conversion
 Pkg Group: POL Pkg Type: POL Pkg Number: 121

Description	Agency Request Budget (V-01)	Governor's Budget (Y-01)	Column 2 Minus Column 1	% Change from Column 1 to Column 2
	Column 1	Column 2		
8000 General Fund	-	-	0	0.00%
TOTAL ENDING BALANCE	-	-	\$0	0.00%
AUTHORIZED POSITIONS				
8150 Class/Unclass Positions	1	-	(1)	(100.00%)
AUTHORIZED FTE				
8250 Class/Unclass FTE Positions	1.00	-	(1.00)	(100.00%)

Package Comparison Report - Detail
 2019-21 Biennium
 Debt Service

Cross Reference Number: 29100-086-00-00-00000
 Package: Public Safety Center Campus (PSCC)
 Pkg Group: POL Pkg Type: POL Pkg Number: 102

Description	Agency Request Budget (V-01)	Governor's Budget (Y-01)	Column 2 Minus Column 1	% Change from Column 1 to Column 2
	Column 1	Column 2		
REVENUE CATEGORIES				
GENERAL FUND APPROPRIATION				
0050 General Fund Appropriation				
8030 General Fund Debt Svc	3,122,881	-	(3,122,881)	(100.00%)
AVAILABLE REVENUES				
8030 General Fund Debt Svc	3,122,881	-	(3,122,881)	(100.00%)
TOTAL AVAILABLE REVENUES	\$3,122,881	-	(\$3,122,881)	(100.00%)
EXPENDITURES				
DEBT SERVICE				
7100 Principal - Bonds				
8030 General Fund Debt Svc	1,050,000	-	(1,050,000)	(100.00%)
7150 Interest - Bonds				
8030 General Fund Debt Svc	2,072,881	-	(2,072,881)	(100.00%)
DEBT SERVICE				
8030 General Fund Debt Svc	3,122,881	-	(3,122,881)	(100.00%)
TOTAL DEBT SERVICE	\$3,122,881	-	(\$3,122,881)	(100.00%)
ENDING BALANCE				
8030 General Fund Debt Svc	-	-	0	0.00%
TOTAL ENDING BALANCE	-	-	\$0	0.00%

Package Comparison Report - Detail
 2019-21 Biennium
 Debt Service

Cross Reference Number: 29100-086-00-00-00000
 Package: Corrections Information System Rebuild
 Pkg Group: POL Pkg Type: POL Pkg Number: 107

Description	Agency Request Budget (V-01)	Governor's Budget (Y-01)	Column 2 Minus Column 1	% Change from Column 1 to Column 2
	Column 1	Column 2		
REVENUE CATEGORIES				
GENERAL FUND APPROPRIATION				
0050 General Fund Appropriation				
8030 General Fund Debt Svc	408,149	377,387	(30,762)	(7.54%)
AVAILABLE REVENUES				
8030 General Fund Debt Svc	408,149	377,387	(30,762)	(7.54%)
TOTAL AVAILABLE REVENUES	\$408,149	\$377,387	(\$30,762)	(7.54%)
EXPENDITURES				
DEBT SERVICE				
7100 Principal - Bonds				
8030 General Fund Debt Svc	315,000	315,000	0	0.00%
7150 Interest - Bonds				
8030 General Fund Debt Svc	93,149	62,387	(30,762)	(33.02%)
DEBT SERVICE				
8030 General Fund Debt Svc	408,149	377,387	(30,762)	(7.54%)
TOTAL DEBT SERVICE	\$408,149	\$377,387	(\$30,762)	(7.54%)
ENDING BALANCE				
8030 General Fund Debt Svc	-	-	0	0.00%
TOTAL ENDING BALANCE	-	-	\$0	0.00%

Package Comparison Report - Detail
 2019-21 Biennium
 Debt Service

Cross Reference Number: 29100-086-00-00-00000
 Package: Capital Renewal & Deferred Maintenance
 Pkg Group: POL Pkg Type: POL Pkg Number: 110

Description	Agency Request Budget (V-01)	Governor's Budget (Y-01)	Column 2 Minus Column 1	% Change from Column 1 to Column 2
	Column 1	Column 2		
REVENUE CATEGORIES				
GENERAL FUND APPROPRIATION				
0050 General Fund Appropriation				
8030 General Fund Debt Svc	4,922,740	1,579,589	(3,343,151)	(67.91%)
AVAILABLE REVENUES				
8030 General Fund Debt Svc	4,922,740	1,579,589	(3,343,151)	(67.91%)
TOTAL AVAILABLE REVENUES	\$4,922,740	\$1,579,589	(\$3,343,151)	(67.91%)
EXPENDITURES				
DEBT SERVICE				
7100 Principal - Bonds				
8030 General Fund Debt Svc	3,160,000	1,195,000	(1,965,000)	(62.18%)
7150 Interest - Bonds				
8030 General Fund Debt Svc	1,762,740	384,589	(1,378,151)	(78.18%)
DEBT SERVICE				
8030 General Fund Debt Svc	4,922,740	1,579,589	(3,343,151)	(67.91%)
TOTAL DEBT SERVICE	\$4,922,740	\$1,579,589	(\$3,343,151)	(67.91%)
ENDING BALANCE				
8030 General Fund Debt Svc	-	-	0	0.00%
TOTAL ENDING BALANCE	-	-	\$0	0.00%

Package Comparison Report - Detail
 2019-21 Biennium
 Capital Improvements

Cross Reference Number: 29100-088-00-00-00000
 Package: Standard Inflation
 Pkg Group: ESS Pkg Type: 030 Pkg Number: 031

Description	Agency Request Budget (V-01)	Governor's Budget (Y-01)	Column 2 Minus Column 1	% Change from Column 1 to Column 2
	Column 1	Column 2		
REVENUE CATEGORIES				
GENERAL FUND APPROPRIATION				
0050 General Fund Appropriation				
8010 General Fund Cap Improve	107,330	107,330	0	0.00%
AVAILABLE REVENUES				
8010 General Fund Cap Improve	107,330	107,330	0	0.00%
TOTAL AVAILABLE REVENUES	\$107,330	\$107,330	\$0	0.00%
EXPENDITURES				
CAPITAL OUTLAY				
5650 Land Improvements				
8010 General Fund Cap Improve	105,226	105,226	0	0.00%
5800 Professional Services				
8010 General Fund Cap Improve	2,104	2,104	0	0.00%
CAPITAL OUTLAY				
8010 General Fund Cap Improve	107,330	107,330	0	0.00%
TOTAL CAPITAL OUTLAY	\$107,330	\$107,330	\$0	0.00%
ENDING BALANCE				
8010 General Fund Cap Improve	-	-	0	0.00%
TOTAL ENDING BALANCE	-	-	\$0	0.00%

Package Comparison Report - Detail
 2019-21 Biennium
 Capital Improvements

Cross Reference Number: 29100-088-00-00-00000
 Package: Analyst Adjustments
 Pkg Group: POL Pkg Type: 090 Pkg Number: 090

Description	Agency Request Budget (V-01)	Governor's Budget (Y-01)	Column 2 Minus Column 1	% Change from Column 1 to Column 2
	Column 1	Column 2		
REVENUE CATEGORIES				
GENERAL FUND APPROPRIATION				
0050 General Fund Appropriation				
8010 General Fund Cap Improve	-	(107,330)	(107,330)	100.00%
AVAILABLE REVENUES				
8010 General Fund Cap Improve	-	(107,330)	(107,330)	100.00%
TOTAL AVAILABLE REVENUES	-	(\$107,330)	(\$107,330)	100.00%
EXPENDITURES				
CAPITAL OUTLAY				
5650 Land Improvements				
8010 General Fund Cap Improve	-	(105,226)	(105,226)	100.00%
5800 Professional Services				
8010 General Fund Cap Improve	-	(2,104)	(2,104)	100.00%
CAPITAL OUTLAY				
8010 General Fund Cap Improve	-	(107,330)	(107,330)	100.00%
TOTAL CAPITAL OUTLAY	-	(\$107,330)	(\$107,330)	100.00%
ENDING BALANCE				
8010 General Fund Cap Improve	-	-	0	0.00%
TOTAL ENDING BALANCE	-	-	\$0	0.00%

Package Comparison Report - Detail
 2019-21 Biennium
 Capital Construction

Cross Reference Number: 29100-089-00-00-00000
 Package: Public Safety Center Campus (PSCC)
 Pkg Group: POL Pkg Type: POL Pkg Number: 102

Description	Agency Request Budget (V-01)	Governor's Budget (Y-01)	Column 2 Minus Column 1	% Change from Column 1 to Column 2
	Column 1	Column 2		
REVENUE CATEGORIES				
BOND SALES				
0555 General Fund Obligation Bonds				
3020 Other Funds Cap Construct	75,000,000	-	(75,000,000)	(100.00%)
AVAILABLE REVENUES				
3020 Other Funds Cap Construct	75,000,000	-	(75,000,000)	(100.00%)
TOTAL AVAILABLE REVENUES	\$75,000,000	-	(\$75,000,000)	(100.00%)
EXPENDITURES				
CAPITAL OUTLAY				
5900 Other Capital Outlay				
3020 Other Funds Cap Construct	75,000,000	-	(75,000,000)	(100.00%)
CAPITAL OUTLAY				
3020 Other Funds Cap Construct	75,000,000	-	(75,000,000)	(100.00%)
TOTAL CAPITAL OUTLAY	\$75,000,000	-	(\$75,000,000)	(100.00%)
ENDING BALANCE				
3020 Other Funds Cap Construct	-	-	0	0.00%
TOTAL ENDING BALANCE	-	-	\$0	0.00%

Package Comparison Report - Detail
 2019-21 Biennium
 Capital Construction

Cross Reference Number: 29100-089-00-00-00000
 Package: Corrections Information System Rebuild
 Pkg Group: POL Pkg Type: POL Pkg Number: 107

Description	Agency Request Budget (V-01)	Governor's Budget (Y-01)	Column 2 Minus Column 1	% Change from Column 1 to Column 2
	Column 1	Column 2		
REVENUE CATEGORIES				
BOND SALES				
0555 General Fund Obligation Bonds				
3020 Other Funds Cap Construct	1,650,000	1,650,000	0	0.00%
AVAILABLE REVENUES				
3020 Other Funds Cap Construct	1,650,000	1,650,000	0	0.00%
TOTAL AVAILABLE REVENUES	\$1,650,000	\$1,650,000	\$0	0.00%
EXPENDITURES				
CAPITAL OUTLAY				
5550 Data Processing Software				
3020 Other Funds Cap Construct	1,650,000	1,650,000	0	0.00%
CAPITAL OUTLAY				
3020 Other Funds Cap Construct	1,650,000	1,650,000	0	0.00%
TOTAL CAPITAL OUTLAY	\$1,650,000	\$1,650,000	\$0	0.00%
ENDING BALANCE				
3020 Other Funds Cap Construct	-	-	0	0.00%
TOTAL ENDING BALANCE	-	-	\$0	0.00%

Package Comparison Report - Detail
 2019-21 Biennium
 Capital Construction

Cross Reference Number: 29100-089-00-00-00000
 Package: Capital Renewal & Deferred Maintenance
 Pkg Group: POL Pkg Type: POL Pkg Number: 110

Description	Agency Request Budget (V-01)	Governor's Budget (Y-01)	Column 2 Minus Column 1	% Change from Column 1 to Column 2
	Column 1	Column 2		
REVENUE CATEGORIES				
BOND SALES				
0555 General Fund Obligation Bonds				
3020 Other Funds Cap Construct	53,596,808	47,110,068	(6,486,740)	(12.10%)
AVAILABLE REVENUES				
3020 Other Funds Cap Construct	53,596,808	47,110,068	(6,486,740)	(12.10%)
TOTAL AVAILABLE REVENUES	\$53,596,808	\$47,110,068	(\$6,486,740)	(12.10%)
EXPENDITURES				
CAPITAL OUTLAY				
5800 Professional Services				
3020 Other Funds Cap Construct	1,024,088	-	(1,024,088)	(100.00%)
5900 Other Capital Outlay				
3020 Other Funds Cap Construct	52,572,720	47,110,068	(5,462,652)	(10.39%)
CAPITAL OUTLAY				
3020 Other Funds Cap Construct	53,596,808	47,110,068	(6,486,740)	(12.10%)
TOTAL CAPITAL OUTLAY	\$53,596,808	\$47,110,068	(\$6,486,740)	(12.10%)
ENDING BALANCE				
3020 Other Funds Cap Construct	-	-	0	0.00%
TOTAL ENDING BALANCE	-	-	\$0	0.00%

12/18/18 REPORT NO.: PPDPLBUDCL
 REPORT: SUMMARY LIST BY PKG BY SUMMARY XREF
 AGENCY:29100 DEPT OF CORRECTIONS
 SUMMARY XREF:003-00-00 000 Operations Division

DEPT. OF ADMIN. SVCS. -- PPDB PICS SYSTEM

PKG	CLASS	COMP	DESCRIPTION	POS CNT	FTE	MOS	AVERAGE RATE	GF SAL	OF SAL	FF SAL	LF SAL	AF SAL
000	AAONC0103	AP	OFFICE SPECIALIST 1	6	6.00	144.00	3,217.33	463,296				463,296
000	AAONC0104	AP	OFFICE SPECIALIST 2	93	92.50	2220.00	4,077.29	9,060,924				9,060,924
000	AAONC0107	AP	ADMINISTRATIVE SPECIALIST 1	1	1.00	24.00	4,733.00	113,592				113,592
000	AAONC0108	AP	ADMINISTRATIVE SPECIALIST 2	14	14.00	336.00	5,048.50	1,696,296				1,696,296
000	AAONC0118	AP	EXECUTIVE SUPPORT SPECIALIST 1	22	22.00	528.00	4,533.86	2,393,880				2,393,880
000	AAONC0119	AP	EXECUTIVE SUPPORT SPECIALIST 2	1	1.00	24.00	4,950.00	118,800				118,800
000	AAONC0211	AP	ACCOUNTING TECHNICIAN 2	2	2.00	48.00	4,733.00	227,184				227,184
000	AAONC0323	AP	PUBLIC SERVICE REP 3	1	1.00	24.00	3,944.00	94,656				94,656
000	AAONC0759	AP	SUPPLY SPECIALIST 2	3	3.00	72.00	5,364.00	386,208				386,208
000	AAONC0860	AP	PROGRAM ANALYST 1	4	4.00	96.00	6,120.75	450,720	136,872			587,592
000	AAONC0861	AP	PROGRAM ANALYST 2	13	13.00	312.00	7,232.15	2,240,094	16,338			2,256,432
000	AAONC0870	AP	OPERATIONS & POLICY ANALYST 1	1	1.00	24.00	4,733.00	113,592				113,592
000	AAONC0871	AP	OPERATIONS & POLICY ANALYST 2	5	5.00	120.00	7,246.60	869,592				869,592
000	AAONC2219	AP	CORRECTION LIBRARY COORDINATOR	12	12.00	288.00	4,568.33	1,315,680				1,315,680
000	AAONC4001	AP	PAINTER	6	6.00	144.00	5,638.83	811,992				811,992
000	AAONC4003	AP	CARPENTER	6	6.00	144.00	5,931.33	854,112				854,112
000	AAONC4005	AP	PLUMBER	10	10.00	240.00	6,134.90	1,472,376				1,472,376
000	AAONC4008	AP	ELECTRICIAN 2	8	8.00	192.00	7,216.00	1,385,472				1,385,472
000	AAONC4009	AP	ELECTRICIAN 3	4	4.00	96.00	7,926.00	760,896				760,896
000	AAONC4012	AP	FACILITY MAINTENANCE SPEC	50	50.00	1200.00	4,722.60	5,667,120				5,667,120
000	AAONC4021	AP	WELDER 2	8	8.00	192.00	6,128.62	1,176,696				1,176,696
000	AAONC4033	AP	FACILITY ENERGY TECHNICIAN 2	17	17.00	408.00	5,228.00	2,133,024				2,133,024
000	AAONC4034	AP	FACILITY ENERGY TECHNICIAN 3	13	13.00	312.00	6,399.23	1,996,560				1,996,560
000	AAONC4039	AP	PHYSCL/ELECTRNC SECRTY TECH 3	2	2.00	48.00	6,606.00	317,088				317,088
000	AAONC4051	AP	ELECTRONIC SECURITY TECH 2	10	10.00	240.00	6,834.60	1,640,304				1,640,304

12/18/18 REPORT NO.: PPDPLBUDCL
 REPORT: SUMMARY LIST BY PKG BY SUMMARY XREF
 AGENCY:29100 DEPT OF CORRECTIONS
 SUMMARY XREF:003-00-00 000 Operations Division

DEPT. OF ADMIN. SVCS. -- PPDB PICS SYSTEM

PKG	CLASS	COMP	DESCRIPTION	POS CNT	FTE	MOS	AVERAGE RATE	GF SAL	OF SAL	FF SAL	LF SAL	AF SAL
000	AAONC4110	AP	GROUNDS MAINTENANCE WORKER 2	6	6.00	144.00	4,369.33	629,184				629,184
000	AAONC4419	AP	AUTOMOTIVE TECHNICIAN 2	4	4.00	96.00	5,639.75	541,416				541,416
000	AAONC6271	AP	DIETICIAN 2	1	1.00	24.00	6,880.00	165,120				165,120
000	AAONC6519	AP	CORRECTIONS RECREATION SPEC 2	17	16.71	401.04	4,776.23	1,921,254				1,921,254
000	AAONC6783	AP	CORRECTIONAL COUNSELOR	71	71.00	1704.00	6,547.35	11,156,688				11,156,688
000	AAONC9120	AP	CORRECTIONS FOOD SERV COORD	100	99.51	2388.21	4,655.61	11,121,894				11,121,894
000	AAOSC6775	AP	CORRECTIONAL OFFICER	1539	1532.56	36781.51	5,645.49	205,964,380	1,842,504			207,806,884
000	AAOSC6776	AP	CORRECTIONAL CORPORAL	142	142.00	3408.00	5,866.95	19,994,592				19,994,592
000	AAOSC6777	AP	CORRECTIONAL SERGEANT	207	205.30	4927.20	6,479.18	31,940,868				31,940,868
000	CP	C0103	AP OFFICE SPECIALIST 1	1	1.00	24.00	3,610.00	86,640				86,640
000	CP	C0104	AP OFFICE SPECIALIST 2	13	13.00	312.00	4,074.46	1,271,232				1,271,232
000	CP	C0108	AP ADMINISTRATIVE SPECIALIST 2	2	2.00	48.00	4,855.00	233,040				233,040
000	CP	C0118	AP EXECUTIVE SUPPORT SPECIALIST 1	5	5.00	120.00	4,527.00	543,240				543,240
000	CP	C0759	AP SUPPLY SPECIALIST 2	4	4.00	96.00	5,257.00	504,672				504,672
000	CP	C0860	AP PROGRAM ANALYST 1	1	1.00	24.00	4,941.00	118,584				118,584
000	CP	C0861	AP PROGRAM ANALYST 2	1	1.00	24.00	7,520.00	180,480				180,480
000	CP	C0871	AP OPERATIONS & POLICY ANALYST 2	1	1.00	24.00	7,175.00	172,200				172,200
000	CP	C2219	AP CORRECTION LIBRARY COORDINATOR	1	1.00	24.00	4,726.00	113,424				113,424
000	CP	C4001	AP PAINTER	1	1.00	24.00	4,726.00	113,424				113,424
000	CP	C4003	AP CARPENTER	1	1.00	24.00	5,958.00	142,992				142,992
000	CP	C4005	AP PLUMBER	1	1.00	24.00	6,576.00	157,824				157,824
000	CP	C4008	AP ELECTRICIAN 2	2	2.00	48.00	7,010.00	336,480				336,480
000	CP	C4009	AP ELECTRICIAN 3	1	1.00	24.00	7,880.00	189,120				189,120
000	CP	C4012	AP FACILITY MAINTENANCE SPEC	9	9.00	216.00	4,760.66	1,028,304				1,028,304
000	CP	C4021	AP WELDER 2	1	1.00	24.00	5,182.00	124,368				124,368

12/18/18 REPORT NO.: PPDPLBUDCL
 REPORT: SUMMARY LIST BY PKG BY SUMMARY XREF
 AGENCY:29100 DEPT OF CORRECTIONS
 SUMMARY XREF:003-00-00 000 Operations Division

DEPT. OF ADMIN. SVCS. -- PPDB PICS SYSTEM

PKG	CLASS	COMP	DESCRIPTION	POS CNT	FTE	MOS	AVERAGE RATE	GF SAL	OF SAL	FF SAL	LF SAL	AF SAL
000	CP	C4033	AP FACILITY ENERGY TECHNICIAN 2	5	5.00	120.00	4,941.00	592,920				592,920
000	CP	C4034	AP FACILITY ENERGY TECHNICIAN 3	2	2.00	48.00	6,576.00	315,648				315,648
000	CP	C4039	AP PHYSCL/ELECTRNC SECRTY TECH 3	1	1.00	24.00	5,958.00	142,992				142,992
000	CP	C5232	AP INVESTIGATOR 2	1	1.00	24.00	5,434.00	130,416				130,416
000	CP	C6519	AP CORRECTIONS RECREATION SPEC 2	6	6.00	144.00	4,793.33	690,240				690,240
000	CP	C6783	AP CORRECTIONAL COUNSELOR	15	15.00	360.00	6,361.66	2,290,200				2,290,200
000	CP	C9120	AP CORRECTIONS FOOD SERV COORD	23	23.00	552.00	4,639.04	2,560,752				2,560,752
000	CS	C6775	AP CORRECTIONAL OFFICER	402	401.32	9631.68	5,831.53	55,301,766	884,928			56,186,694
000	CS	C6776	AP CORRECTIONAL CORPORAL	100	100.00	2400.00	5,892.48	14,141,952				14,141,952
000	CS	C6777	AP CORRECTIONAL SERGEANT	65	64.44	1546.56	6,513.72	10,094,410				10,094,410
000	MESNZ7010	AP	PRINCIPAL EXECUTIVE/MANAGER F	4	4.00	96.00	10,121.00	971,616				971,616
000	MESNZ7012	AP	PRINCIPAL EXECUTIVE/MANAGER G	2	2.00	48.00	11,696.00	561,408				561,408
000	MESNZ7014	AP	PRINCIPAL EXECUTIVE/MANAGER H	9	9.00	216.00	12,759.66	2,756,088				2,756,088
000	MMN	X0119	AP EXECUTIVE SUPPORT SPECIALIST 2	3	3.00	72.00	4,272.66	307,632				307,632
000	MMN	X0871	AP OPERATIONS & POLICY ANALYST 2	1	1.00	24.00	6,542.00	157,008				157,008
000	MMN	X0872	AP OPERATIONS & POLICY ANALYST 3	1	1.00	24.00	7,942.00	190,608				190,608
000	MMN	X7004	AP PRINCIPAL EXECUTIVE/MANAGER C	1	1.00	24.00	7,208.00	172,992				172,992
000	MMS	X0119	AP EXECUTIVE SUPPORT SPECIALIST 2	9	9.00	216.00	4,463.77	964,176				964,176
000	MMS	X0833	AP SUPV EXECUTIVE ASSISTANT	6	6.00	144.00	6,441.16	927,528				927,528
000	MMS	X4046	AP MAINTENANCE & OPERATIONS SUPV	7	7.00	168.00	6,424.57	1,079,328				1,079,328
000	MMS	X6779	AP CORRECTIONAL LIEUTENANT	107	107.00	2568.00	7,002.06	17,981,304				17,981,304
000	MMS	X6780	AP CORRECTIONAL CAPTAIN	48	48.00	1152.00	8,385.16	9,659,712				9,659,712
000	MMS	X7002	AP PRINCIPAL EXECUTIVE/MANAGER B	8	8.00	192.00	5,595.87	1,074,408				1,074,408
000	MMS	X7004	AP PRINCIPAL EXECUTIVE/MANAGER C	14	14.00	336.00	6,935.64	2,330,376				2,330,376
000	MMS	X7006	AP PRINCIPAL EXECUTIVE/MANAGER D	18	18.00	432.00	7,587.66	3,277,872				3,277,872

12/18/18 REPORT NO.: PPDPLBUDCL
 REPORT: SUMMARY LIST BY PKG BY SUMMARY XREF
 AGENCY:29100 DEPT OF CORRECTIONS
 SUMMARY XREF:003-00-00 000 Operations Division

DEPT. OF ADMIN. SVCS. -- PPDB PICS SYSTEM

PAGE 4
 2019-21
 PROD FILE
 PICS SYSTEM: BUDGET PREPARATION

PKG	CLASS	COMP	DESCRIPTION	POS CNT	FTE	MOS	AVERAGE RATE	GF SAL	OF SAL	FF SAL	LF SAL	AF SAL
000	MMS	X7008	AP PRINCIPAL EXECUTIVE/MANAGER E	8	8.00	192.00	8,476.12	1,627,416				1,627,416
000	MMS	X7010	AP PRINCIPAL EXECUTIVE/MANAGER F	21	21.00	504.00	10,075.38	5,077,992				5,077,992
000				3331	3320.34	79688.20	5,829.02	461,890,334	2,880,642			464,770,976

12/18/18 REPORT NO.: PPDPLBUDCL
REPORT: SUMMARY LIST BY PKG BY SUMMARY XREF
AGENCY:29100 DEPT OF CORRECTIONS
SUMMARY XREF:003-00-00 101 Operations Division

DEPT. OF ADMIN. SVCS. -- PPDB PICS SYSTEM

PAGE 5
2019-21
PROD FILE
PICS SYSTEM: BUDGET PREPARATION

PKG	CLASS	COMP	DESCRIPTION	POS CNT	FTE	MOS	AVERAGE RATE	GF SAL	OF SAL	FF SAL	LF SAL	AF SAL
101	AAONC6783	AP	CORRECTIONAL COUNSELOR		.00	.00	5,192.00					
101	CP	C0104	AP OFFICE SPECIALIST 2		.00	.00	3,305.00					
101	CP	C6783	AP CORRECTIONAL COUNSELOR		.00	.00	5,192.00					
101					.00	.00	4,652.85					

12/18/18 REPORT NO.: PPDPLBUDCL
REPORT: SUMMARY LIST BY PKG BY SUMMARY XREF
AGENCY:29100 DEPT OF CORRECTIONS
SUMMARY XREF:003-00-00 111 Operations Division

DEPT. OF ADMIN. SVCS. -- PPDB PICS SYSTEM

PAGE 6
2019-21
PROD FILE
PICS SYSTEM: BUDGET PREPARATION

PKG	CLASS	COMP	DESCRIPTION	POS CNT	FTE	MOS	AVERAGE RATE	GF SAL	OF SAL	FF SAL	LF SAL	AF SAL
111	AAONC9120	AP	CORRECTIONS FOOD SERV COORD		.00	.00	3,769.00					
111	AAOSC6775	AP	CORRECTIONAL OFFICER		.00	.00	4,354.00					
111	MMS X6779	AP	CORRECTIONAL LIEUTENANT		.00	.00	5,382.00					
111					.00	.00	4,376.15					

12/18/18 REPORT NO.: PPDPLBUDCL
 REPORT: SUMMARY LIST BY PKG BY SUMMARY XREF
 AGENCY:29100 DEPT OF CORRECTIONS
 SUMMARY XREF:003-00-00 112 Operations Division

DEPT. OF ADMIN. SVCS. -- PPDB PICS SYSTEM

PAGE 7
 2019-21
 PROD FILE
 PICS SYSTEM: BUDGET PREPARATION

PKG	CLASS	COMP	DESCRIPTION	POS CNT	FTE	MOS	AVERAGE RATE	GF SAL	OF SAL	FF SAL	LF SAL	AF SAL
112	AAOSC6775	AP	CORRECTIONAL OFFICER	12	12.00	288.00	4,354.00	1,253,952				1,253,952
112	CS	C6775	AP CORRECTIONAL OFFICER		.00	.00	4,657.00					
112				12	12.00	288.00	4,415.32	1,253,952				1,253,952

12/18/18 REPORT NO.: PPDPLBUDCL
REPORT: SUMMARY LIST BY PKG BY SUMMARY XREF
AGENCY:29100 DEPT OF CORRECTIONS
SUMMARY XREF:003-00-00 113 Operations Division

DEPT. OF ADMIN. SVCS. -- PPDB PICS SYSTEM

PAGE 8
2019-21
PROD FILE
PICS SYSTEM: BUDGET PREPARATION

PKG	CLASS	COMP	DESCRIPTION	POS CNT	FTE	MOS	AVERAGE RATE	GF SAL	OF SAL	FF SAL	LF SAL	AF SAL
113	AAOSC6775	AP	CORRECTIONAL OFFICER	8	8.00	192.00	4,354.00		835,968			835,968
113	CS	C6775	AP CORRECTIONAL OFFICER	2	2.00	48.00	4,657.00		223,536			223,536
113				10	10.00	240.00	4,414.60		1,059,504			1,059,504

12/18/18 REPORT NO.: PPDPLBUDCL
REPORT: SUMMARY LIST BY PKG BY SUMMARY XREF
AGENCY:29100 DEPT OF CORRECTIONS
SUMMARY XREF:003-00-00 120 Operations Division

DEPT. OF ADMIN. SVCS. -- PPDB PICS SYSTEM

PAGE 9
2019-21
PROD FILE
PICS SYSTEM: BUDGET PREPARATION

PKG	CLASS	COMP	DESCRIPTION	POS CNT	FTE	MOS	AVERAGE RATE	GF SAL	OF SAL	FF SAL	LF SAL	AF SAL
120	AAOSC6775	AP	CORRECTIONAL OFFICER		.00	.00	4,354.00					
120	AAOSC6776	AP	CORRECTIONAL CORPORAL		.00	.00	4,550.00					
120	AAOSC6777	AP	CORRECTIONAL SERGEANT		.00	.00	4,985.00					
120					.00	.00	4,702.16					

12/18/18 REPORT NO.: PPDPLBUDCL
REPORT: SUMMARY LIST BY PKG BY SUMMARY XREF
AGENCY:29100 DEPT OF CORRECTIONS
SUMMARY XREF:003-00-00 123 Operations Division

DEPT. OF ADMIN. SVCS. -- PPDB PICS SYSTEM

PAGE 10

2019-21

PROD FILE

PICS SYSTEM: BUDGET PREPARATION

PKG	CLASS	COMP	DESCRIPTION	POS CNT	FTE	MOS	AVERAGE RATE	GF SAL	OF SAL	FF SAL	LF SAL	AF SAL
123	CP	C6783	AP CORRECTIONAL COUNSELOR		.00	.00	5,192.00					
123					.00	.00	5,192.00					
				3353	3342.34	80216.20	5,774.40	463,144,286	3,940,146			467,084,432

REPORT: SUMMARY LIST BY PKG BY SUMMARY XREF

2019-21

PROD FILE

AGENCY:29100 DEPT OF CORRECTIONS

PICS SYSTEM: BUDGET PREPARATION

SUMMARY XREF:004-00-00 000 Central Administrati

PKG	CLASS	COMP	DESCRIPTION	POS CNT	FTE	MOS	AVERAGE RATE	GF SAL	OF SAL	FF SAL	LF SAL	AF SAL
000	AAONC0103	AP	OFFICE SPECIALIST 1	1	1.00	24.00	3,600.00	86,400				86,400
000	AAONC0104	AP	OFFICE SPECIALIST 2	10	10.00	240.00	3,927.90	768,864	173,832			942,696
000	AAONC0108	AP	ADMINISTRATIVE SPECIALIST 2	3	3.00	72.00	4,904.00	353,088				353,088
000	AAONC0118	AP	EXECUTIVE SUPPORT SPECIALIST 1	1	1.00	24.00	3,769.00	90,456				90,456
000	AAONC0119	AP	EXECUTIVE SUPPORT SPECIALIST 2	2	2.00	48.00	4,863.00	233,424				233,424
000	AAONC0210	AP	ACCOUNTING TECHNICIAN 1	4	3.09	74.05	3,223.00	169,674	72,984			242,658
000	AAONC0211	AP	ACCOUNTING TECHNICIAN 2	14	14.00	336.00	4,368.07	1,467,672				1,467,672
000	AAONC0212	AP	ACCOUNTING TECHNICIAN 3	22	22.00	528.00	4,906.72	2,590,752				2,590,752
000	AAONC0435	AP	PROCUREMENT AND CONTRACT ASST	2	2.00	48.00	5,071.00	243,408				243,408
000	AAONC0436	AP	PROCUREMENT & CONTRACT SPEC 1	1	1.00	24.00	4,950.00	118,800				118,800
000	AAONC0437	AP	PROCUREMENT & CONTRACT SPEC 2	5	5.00	120.00	6,533.40	784,008				784,008
000	AAONC0438	AP	PROCUREMENT & CONTRACT SPEC 3	6	6.00	144.00	8,309.00	1,196,496				1,196,496
000	AAONC0759	AP	SUPPLY SPECIALIST 2	1	1.00	24.00	5,450.00	130,800				130,800
000	AAONC0861	AP	PROGRAM ANALYST 2	1	1.00	24.00	7,564.00	181,536				181,536
000	AAONC0870	AP	OPERATIONS & POLICY ANALYST 1	3	3.00	72.00	6,165.66	443,928				443,928
000	AAONC0871	AP	OPERATIONS & POLICY ANALYST 2	2	2.00	48.00	5,981.50	287,112				287,112
000	AAONC0872	AP	OPERATIONS & POLICY ANALYST 3	1	1.00	24.00	6,880.00	165,120				165,120
000	AAONC1117	AP	RESEARCH ANALYST 3	3	3.00	72.00	6,803.00	489,816				489,816
000	AAONC1118	AP	RESEARCH ANALYST 4	1	1.00	24.00	8,708.00	208,992				208,992
000	AAONC1215	AP	ACCOUNTANT 1	1	1.00	24.00	5,703.00	136,872				136,872
000	AAONC1216	AP	ACCOUNTANT 2	2	2.00	48.00	5,981.50	287,112				287,112
000	AAONC1217	AP	ACCOUNTANT 3	2	2.00	48.00	6,770.50	324,984				324,984
000	AAONC1218	AP	ACCOUNTANT 4	1	1.00	24.00	8,708.00	208,992				208,992
000	AAONC1243	AP	FISCAL ANALYST 1	1	1.00	24.00	6,260.00	150,240				150,240
000	AAONC1244	AP	FISCAL ANALYST 2	5	5.00	120.00	6,184.80	742,176				742,176

REPORT: SUMMARY LIST BY PKG BY SUMMARY XREF

2019-21

PROD FILE

AGENCY:29100 DEPT OF CORRECTIONS

PICS SYSTEM: BUDGET PREPARATION

SUMMARY XREF:004-00-00 000 Central Administrati

PKG	CLASS	COMP	DESCRIPTION	POS CNT	FTE	MOS	AVERAGE RATE	GF SAL	OF SAL	FF SAL	LF SAL	AF SAL
000	AAONC1245	AP	FISCAL ANALYST 3	4	4.00	96.00	8,708.00	835,968				835,968
000	AAONC1483	IP	INFO SYSTEMS SPECIALIST 3	2	2.00	48.00	5,708.00		273,984			273,984
000	AAONC1487	IP	INFO SYSTEMS SPECIALIST 7	2	2.00	48.00	7,853.00	376,944				376,944
000	AAONC1519	AP	CORRECTIONAL HEARINGS OFFICER	11	11.00	264.00	7,619.72	2,011,608				2,011,608
000	AAONC5237	AP	DEPT/CORRECTIONS INSPECTOR 1	2	2.00	48.00	5,015.50	240,744				240,744
000	AAONC5238	AP	DEPT/CORRECTIONS INSPECTOR 2	12	12.00	288.00	6,863.08	1,976,568				1,976,568
000	CP C0104	AP	OFFICE SPECIALIST 2	1	1.00	24.00	4,327.00	103,848				103,848
000	MEAHZ7016	HP	PRINCIPAL EXECUTIVE/MANAGER I	1	1.00	24.00	15,147.00	363,528				363,528
000	MENNZ0830	AP	EXECUTIVE ASSISTANT	1	1.00	24.00	6,233.00	149,592				149,592
000	MESNZ7010	AP	PRINCIPAL EXECUTIVE/MANAGER F	1	1.00	24.00	8,740.00	209,760				209,760
000	MESNZ7014	AP	PRINCIPAL EXECUTIVE/MANAGER H	2	2.00	48.00	12,895.00	618,960				618,960
000	MESNZ7016	AP	PRINCIPAL EXECUTIVE/MANAGER I	1	1.00	24.00	14,213.00	341,112				341,112
000	MMN X0119	AP	EXECUTIVE SUPPORT SPECIALIST 2	1	1.00	24.00	4,666.00	111,984				111,984
000	MMN X0856	AP	PROJECT MANAGER 3	1	1.00	24.00	8,740.00	209,760				209,760
000	MMN X0866	AP	PUBLIC AFFAIRS SPECIALIST 3	1	1.00	24.00	8,332.00	199,968				199,968
000	MMN X0873	AP	OPERATIONS & POLICY ANALYST 4	2	2.00	48.00	8,740.00	419,520				419,520
000	MMN X5239	AP	DEPT/CORRECTIONS INSPECTOR 3	6	6.00	144.00	7,097.00	1,021,968				1,021,968
000	MMN X5618	AP	INTERNAL AUDITOR 3	2	2.00	48.00	8,332.00	399,936				399,936
000	MMN X6779	AP	CORRECTIONAL LIEUTENANT	5	5.00	120.00	6,773.60	812,832				812,832
000	MMS X4046	AP	MAINTENANCE & OPERATIONS SUPV	1	1.00	24.00	6,862.00	164,688				164,688
000	MMS X6779	AP	CORRECTIONAL LIEUTENANT	1	1.00	24.00	7,208.00	172,992				172,992
000	MMS X7002	AP	PRINCIPAL EXECUTIVE/MANAGER B	2	2.00	48.00	5,962.00	286,176				286,176
000	MMS X7004	AP	PRINCIPAL EXECUTIVE/MANAGER C	1	1.00	24.00	7,208.00	172,992				172,992
000	MMS X7006	AP	PRINCIPAL EXECUTIVE/MANAGER D	2	2.00	48.00	8,332.00	399,936				399,936
000	MMS X7006	IP	PRINCIPAL EXECUTIVE/MANAGER D	1	1.00	24.00	9,642.00	231,408				231,408

REPORT: SUMMARY LIST BY PKG BY SUMMARY XREF

2019-21

PROD FILE

AGENCY:29100 DEPT OF CORRECTIONS

PICS SYSTEM: BUDGET PREPARATION

SUMMARY XREF:004-00-00 000 Central Administrati

PKG	CLASS	COMP	DESCRIPTION	POS CNT	FTE	MOS	AVERAGE RATE	GF SAL	OF SAL	FF SAL	LF SAL	AF SAL
000	MMS	X7008	AP PRINCIPAL EXECUTIVE/MANAGER E	7	7.00	168.00	9,052.14	1,520,760				1,520,760
000	MMS	X7010	AP PRINCIPAL EXECUTIVE/MANAGER F	3	3.00	72.00	10,121.00	728,712				728,712
000				171	170.09	4082.05	6,464.55	25,942,986	520,800			26,463,786

REPORT: SUMMARY LIST BY PKG BY SUMMARY XREF

2019-21

PROD FILE

AGENCY:29100 DEPT OF CORRECTIONS

PICS SYSTEM: BUDGET PREPARATION

SUMMARY XREF:004-00-00 060 Central Administrati

PKG	CLASS	COMP	DESCRIPTION	POS CNT	FTE	MOS	AVERAGE RATE	GF SAL	OF SAL	FF SAL	LF SAL	AF SAL
060	MMN	X0873	AP OPERATIONS & POLICY ANALYST 4	1	1.00	24.00	6,542.00	157,008				157,008
060				1	1.00	24.00	6,542.00	157,008				157,008

REPORT: SUMMARY LIST BY PKG BY SUMMARY XREF

2019-21

PROD FILE

AGENCY:29100 DEPT OF CORRECTIONS

PICS SYSTEM: BUDGET PREPARATION

SUMMARY XREF:004-00-00 090 Central Administrati

PKG	CLASS	COMP	DESCRIPTION	POS CNT	FTE	MOS	AVERAGE RATE	GF SAL	OF SAL	FF SAL	LF SAL	AF SAL
090	AAONC5237	AP	DEPT/CORRECTIONS INSPECTOR 1	1-	1.00-	24.00-	4,328.00	103,872-				103,872-
090				1-	1.00-	24.00-	4,328.00	103,872-				103,872-

REPORT: SUMMARY LIST BY PKG BY SUMMARY XREF

2019-21

PROD FILE

AGENCY:29100 DEPT OF CORRECTIONS

PICS SYSTEM: BUDGET PREPARATION

SUMMARY XREF:004-00-00 105 Central Administrati

PKG	CLASS	COMP	DESCRIPTION	POS CNT	FTE	MOS	AVERAGE RATE	GF SAL	OF SAL	FF SAL	LF SAL	AF SAL
105	AAONC0872	AP	OPERATIONS & POLICY ANALYST 3		.00	.00	6,606.00					
105	AAONC1117	AP	RESEARCH ANALYST 3		.00	.00	5,450.00					
105	MMN X0873	AP	OPERATIONS & POLICY ANALYST 4		.00	.00	6,542.00					
105					.00	.00	6,199.33					

REPORT: SUMMARY LIST BY PKG BY SUMMARY XREF

2019-21

PROD FILE

AGENCY:29100 DEPT OF CORRECTIONS

PICS SYSTEM: BUDGET PREPARATION

SUMMARY XREF:004-00-00 108 Central Administrati

PKG	CLASS	COMP	DESCRIPTION	POS CNT	FTE	MOS	AVERAGE RATE	GF SAL	OF SAL	FF SAL	LF SAL	AF SAL
108	AAONC0871	AP	OPERATIONS & POLICY ANALYST 2		.00	.00	5,703.00					
108					.00	.00	5,703.00					

REPORT: SUMMARY LIST BY PKG BY SUMMARY XREF

2019-21

PROD FILE

AGENCY:29100 DEPT OF CORRECTIONS

PICS SYSTEM: BUDGET PREPARATION

SUMMARY XREF:004-00-00 109 Central Administrati

PKG	CLASS	COMP	DESCRIPTION	POS CNT	FTE	MOS	AVERAGE RATE	GF SAL	OF SAL	FF SAL	LF SAL	AF SAL
109	AAONC0107	AP	ADMINISTRATIVE SPECIALIST 1		.00	.00	3,600.00					
109	MMN X0873	AP	OPERATIONS & POLICY ANALYST 4		.00	.00	6,542.00					
109					.00	.00	5,071.00					

REPORT: SUMMARY LIST BY PKG BY SUMMARY XREF

2019-21

PROD FILE

AGENCY:29100 DEPT OF CORRECTIONS

PICS SYSTEM: BUDGET PREPARATION

SUMMARY XREF:004-00-00 113 Central Administrati

PKG	CLASS	COMP	DESCRIPTION	POS CNT	FTE	MOS	AVERAGE RATE	GF SAL	OF SAL	FF SAL	LF SAL	AF SAL
113	AAONC1216	AP	ACCOUNTANT 2	1	1.00	24.00	4,733.00		113,592			113,592
113				1	1.00	24.00	4,733.00		113,592			113,592

REPORT: SUMMARY LIST BY PKG BY SUMMARY XREF

2019-21

PROD FILE

AGENCY:29100 DEPT OF CORRECTIONS

PICS SYSTEM: BUDGET PREPARATION

SUMMARY XREF:004-00-00 114 Central Administrati

PKG	CLASS	COMP	DESCRIPTION	POS CNT	FTE	MOS	AVERAGE RATE	GF SAL	OF SAL	FF SAL	LF SAL	AF SAL
114	AAONC0870	AP	OPERATIONS & POLICY ANALYST 1		.00	.00	4,733.00					
114					.00	.00	4,733.00					

REPORT: SUMMARY LIST BY PKG BY SUMMARY XREF

2019-21

PROD FILE

AGENCY:29100 DEPT OF CORRECTIONS

PICS SYSTEM: BUDGET PREPARATION

SUMMARY XREF:004-00-00 124 Central Administrati

PKG	CLASS	COMP	DESCRIPTION	POS CNT	FTE	MOS	AVERAGE RATE	GF SAL	OF SAL	FF SAL	LF SAL	AF SAL
124	AAONC5238	AP	DEPT/CORRECTIONS INSPECTOR 2		.00	.00	5,450.00					
124					.00	.00	5,450.00					
				172	171.09	4106.05	6,380.38	25,996,122	634,392			26,630,514

REPORT: SUMMARY LIST BY PKG BY SUMMARY XREF

2019-21

PROD FILE

AGENCY:29100 DEPT OF CORRECTIONS

PICS SYSTEM: BUDGET PREPARATION

SUMMARY XREF:006-00-00 000 Administrative Servi

PKG	CLASS	COMP	DESCRIPTION	POS CNT	FTE	MOS	AVERAGE RATE	GF SAL	OF SAL	FF SAL	LF SAL	AF SAL
000	AAONC0103	AP	OFFICE SPECIALIST 1	3	3.00	72.00	3,081.33	221,856				221,856
000	AAONC0104	AP	OFFICE SPECIALIST 2	7	7.00	168.00	4,071.28	589,320	94,656			683,976
000	AAONC0107	AP	ADMINISTRATIVE SPECIALIST 1	1	1.00	24.00	3,769.00		90,456			90,456
000	AAONC0108	AP	ADMINISTRATIVE SPECIALIST 2	2	2.00	48.00	5,192.00	249,216				249,216
000	AAONC0118	AP	EXECUTIVE SUPPORT SPECIALIST 1	3	3.00	72.00	4,403.66	317,064				317,064
000	AAONC0119	AP	EXECUTIVE SUPPORT SPECIALIST 2	1	1.00	24.00	5,192.00	124,608				124,608
000	AAONC0759	AP	SUPPLY SPECIALIST 2	44	43.66	1047.49	5,313.65	1,933,824	3,634,520			5,568,344
000	AAONC1338	AP	TRAINING & DEVELOPMENT SPEC 1	2	2.00	48.00	6,118.50	293,688				293,688
000	AAONC1339	AP	TRAINING & DEVELOPMENT SPEC 2	13	13.00	312.00	7,213.69	2,250,672				2,250,672
000	AAONC1483	IP	INFO SYSTEMS SPECIALIST 3	5	5.00	120.00	5,266.60	631,992				631,992
000	AAONC1485	IP	INFO SYSTEMS SPECIALIST 5	39	39.00	936.00	6,600.25	6,177,840				6,177,840
000	AAONC1486	IP	INFO SYSTEMS SPECIALIST 6	10	10.00	240.00	7,317.40	1,756,176				1,756,176
000	AAONC1487	IP	INFO SYSTEMS SPECIALIST 7	20	20.00	480.00	7,945.60	3,813,888				3,813,888
000	AAONC1488	IP	INFO SYSTEMS SPECIALIST 8	3	3.00	72.00	8,967.00	645,624				645,624
000	AAONC2169	AP	COMMUNICATIONS SYS ANALYST 3	3	3.00	72.00	7,564.00	544,608				544,608
000	AAONC3268	AP	CONSTRUCTION PROJECT MANAGER 2	4	4.00	96.00	8,708.00	835,968				835,968
000	AAONC4008	AP	ELECTRICIAN 2	2	2.00	48.00	7,048.00	338,304				338,304
000	AAONC4012	AP	FACILITY MAINTENANCE SPEC	1	1.00	24.00	4,950.00	118,800				118,800
000	AAONC4014	AP	FACILITY OPERATIONS SPEC 1	1	1.00	24.00	5,703.00	136,872				136,872
000	AAONC4015	AP	FACILITY OPERATIONS SPEC 2	1	1.00	24.00	7,216.00	173,184				173,184
000	AAONC4034	AP	FACILITY ENERGY TECHNICIAN 3	1	1.00	24.00	6,606.00	158,544				158,544
000	AAONC4051	AP	ELECTRONIC SECURITY TECH 2	1	1.00	24.00	5,977.00	143,448				143,448
000	AAONC4402	AP	TRUCK DRIVER 2	7	7.00	168.00	5,307.14	891,600				891,600
000	AAONC5232	AP	INVESTIGATOR 2	3	3.00	72.00	5,618.66	404,544				404,544
000	CP	C1485	IP	INFO SYSTEMS SPECIALIST 5	2	2.00	48.00	6,015.50	288,744			288,744

REPORT: SUMMARY LIST BY PKG BY SUMMARY XREF

2019-21

PROD FILE

AGENCY:29100 DEPT OF CORRECTIONS

PICS SYSTEM: BUDGET PREPARATION

SUMMARY XREF:006-00-00 000 Administrative Servi

PKG	CLASS	COMP	DESCRIPTION	POS CNT	FTE	MOS	AVERAGE RATE	GF SAL	OF SAL	FF SAL	LF SAL	AF SAL
000	MESNZ7012	AP	PRINCIPAL EXECUTIVE/MANAGER G	2	2.00	48.00	11,696.00	561,408				561,408
000	MMN X0118	AP	EXECUTIVE SUPPORT SPECIALIST 1	1	1.00	24.00	4,219.00	101,256				101,256
000	MMN X0119	AP	EXECUTIVE SUPPORT SPECIALIST 2	1	1.00	24.00	4,666.00	111,984				111,984
000	MMN X1319	AP	HUMAN RESOURCE ASSISTANT	5	5.00	120.00	4,443.00	533,160				533,160
000	MMN X1320	AP	HUMAN RESOURCE ANALYST 1	5	4.50	108.00	5,497.00	591,840				591,840
000	MMN X1321	AP	HUMAN RESOURCE ANALYST 2	7	7.00	168.00	5,936.14	997,272				997,272
000	MMN X1322	AP	HUMAN RESOURCE ANALYST 3	17	17.00	408.00	7,264.88	2,964,072				2,964,072
000	MMN X7004	AP	PRINCIPAL EXECUTIVE/MANAGER C	1	1.00	24.00	7,208.00	172,992				172,992
000	MMS X0113	AP	SUPPORT SERVICES SUPERVISOR 2	1	1.00	24.00	4,885.00	117,240				117,240
000	MMS X3269	AP	CONSTRUCTION PROJECT MANAGER 3	1	1.00	24.00	8,740.00	209,760				209,760
000	MMS X7002	AP	PRINCIPAL EXECUTIVE/MANAGER B	5	5.00	120.00	6,421.00	770,520				770,520
000	MMS X7004	AP	PRINCIPAL EXECUTIVE/MANAGER C	1	1.00	24.00	7,208.00		172,992			172,992
000	MMS X7006	AP	PRINCIPAL EXECUTIVE/MANAGER D	3	3.00	72.00	7,533.66	542,424				542,424
000	MMS X7008	AP	PRINCIPAL EXECUTIVE/MANAGER E	4	4.00	96.00	9,067.75	650,256	220,248			870,504
000	MMS X7008	IP	PRINCIPAL EXECUTIVE/MANAGER E	4	4.00	96.00	10,615.00	1,019,040				1,019,040
000	MMS X7010	AA	PRINCIPAL EXECUTIVE/MANAGER F	1	1.00	24.00	0.00					
000	MMS X7010	AP	PRINCIPAL EXECUTIVE/MANAGER F	4	4.00	96.00	10,121.00	971,616				971,616
000	MMS X7010	IP	PRINCIPAL EXECUTIVE/MANAGER F	1	1.00	24.00	11,696.00	280,704				280,704
000				243	242.16	5811.49	6,508.82	33,635,928	4,212,872			37,848,800

REPORT: SUMMARY LIST BY PKG BY SUMMARY XREF

2019-21

PROD FILE

AGENCY:29100 DEPT OF CORRECTIONS

PICS SYSTEM: BUDGET PREPARATION

SUMMARY XREF:006-00-00 090 Administrative Servi

PKG	CLASS	COMP	DESCRIPTION	POS CNT	FTE	MOS	AVERAGE RATE	GF SAL	OF SAL	FF SAL	LF SAL	AF SAL
090	AAONC1485	IP	INFO SYSTEMS SPECIALIST 5	1-	1.00-	24.00-	5,008.00	120,192-				120,192-
090				1-	1.00-	24.00-	5,008.00	120,192-				120,192-

REPORT: SUMMARY LIST BY PKG BY SUMMARY XREF

2019-21

PROD FILE

AGENCY:29100 DEPT OF CORRECTIONS

PICS SYSTEM: BUDGET PREPARATION

SUMMARY XREF:006-00-00 101 Administrative Servi

PKG	CLASS	COMP	DESCRIPTION	POS CNT	FTE	MOS	AVERAGE RATE	GF SAL	OF SAL	FF SAL	LF SAL	AF SAL
101	AAONC1338	AP	TRAINING & DEVELOPMENT SPEC 1		.00	.00	4,733.00					
101	AAONC1339	AP	TRAINING & DEVELOPMENT SPEC 2		.00	.00	5,703.00					
101	MMS X7004	AP	PRINCIPAL EXECUTIVE/MANAGER C		.00	.00	5,127.00					
101					.00	.00	5,160.40					

REPORT: SUMMARY LIST BY PKG BY SUMMARY XREF

2019-21

PROD FILE

AGENCY:29100 DEPT OF CORRECTIONS

PICS SYSTEM: BUDGET PREPARATION

SUMMARY XREF:006-00-00 107 Administrative Servi

PKG	CLASS	COMP	DESCRIPTION	POS CNT	FTE	MOS	AVERAGE RATE	GF SAL	OF SAL	FF SAL	LF SAL	AF SAL
107	AAONC1487	IP	INFO SYSTEMS SPECIALIST 7		.00	.00	5,942.00					
107	AAONC1488	IP	INFO SYSTEMS SPECIALIST 8		.00	.00	6,480.00					
107	MMS X7010	IP	PRINCIPAL EXECUTIVE/MANAGER F		.00	.00	8,332.00					
107					.00	.00	6,450.00					

REPORT: SUMMARY LIST BY PKG BY SUMMARY XREF

2019-21

PROD FILE

AGENCY:29100 DEPT OF CORRECTIONS

PICS SYSTEM: BUDGET PREPARATION

SUMMARY XREF:006-00-00 108 Administrative Servi

PKG	CLASS	COMP	DESCRIPTION	POS CNT	FTE	MOS	AVERAGE RATE	GF SAL	OF SAL	FF SAL	LF SAL	AF SAL
108	AAONC1487	IP	INFO SYSTEMS SPECIALIST 7		.00	.00	5,942.00					
108	AAONC1488	IP	INFO SYSTEMS SPECIALIST 8		.00	.00	6,480.00					
108					.00	.00	6,076.50					

REPORT: SUMMARY LIST BY PKG BY SUMMARY XREF

2019-21

PROD FILE

AGENCY:29100 DEPT OF CORRECTIONS

PICS SYSTEM: BUDGET PREPARATION

SUMMARY XREF:006-00-00 109 Administrative Servi

PKG	CLASS	COMP	DESCRIPTION	POS CNT	FTE	MOS	AVERAGE RATE	GF SAL	OF SAL	FF SAL	LF SAL	AF SAL
109	AAONC0104	AP	OFFICE SPECIALIST 2		.00	.00	3,299.00					
109	MMN X1321	AP	HUMAN RESOURCE ANALYST 2		.00	.00	4,885.00					
109	MMS X7006	AP	PRINCIPAL EXECUTIVE/MANAGER D		.00	.00	5,937.00					
109	MMS X7010	AP	PRINCIPAL EXECUTIVE/MANAGER F		.00	.00	7,208.00					
109					.00	.00	4,925.60					

REPORT: SUMMARY LIST BY PKG BY SUMMARY XREF

2019-21

PROD FILE

AGENCY:29100 DEPT OF CORRECTIONS

PICS SYSTEM: BUDGET PREPARATION

SUMMARY XREF:006-00-00 110 Administrative Servi

PKG	CLASS	COMP	DESCRIPTION	POS CNT	FTE	MOS	AVERAGE RATE	GF SAL	OF SAL	FF SAL	LF SAL	AF SAL
110	AAONC0103	AP	OFFICE SPECIALIST 1		.00	.00	2,822.00					
110	AAONC0436	AP	PROCUREMENT & CONTRACT SPEC 1		.00	.00	4,733.00					
110	AAONC1487	IP	INFO SYSTEMS SPECIALIST 7	1	1.00	24.00	5,942.00	142,608				142,608
110	AAONC3268	AP	CONSTRUCTION PROJECT MANAGER 2	1	1.00	24.00	6,606.00	158,544				158,544
110	AAONC4005	AP	PLUMBER	1	1.00	24.00	4,950.00	118,800				118,800
110	AAONC4014	AP	FACILITY OPERATIONS SPEC 1		.00	.00	4,950.00					
110	AAONC4015	AP	FACILITY OPERATIONS SPEC 2	1	1.00	24.00	5,450.00	130,800				130,800
110	AAONC4051	AP	ELECTRONIC SECURITY TECH 2	1	1.00	24.00	5,450.00	130,800				130,800
110				5	5.00	120.00	5,334.58	681,552				681,552

REPORT: SUMMARY LIST BY PKG BY SUMMARY XREF

2019-21

PROD FILE

AGENCY:29100 DEPT OF CORRECTIONS

PICS SYSTEM: BUDGET PREPARATION

SUMMARY XREF:006-00-00 113 Administrative Servi

PKG	CLASS	COMP	DESCRIPTION	POS CNT	FTE	MOS	AVERAGE RATE	GF SAL	OF SAL	FF SAL	LF SAL	AF SAL
113	AAONC0108	AP	ADMINISTRATIVE SPECIALIST 2	1	1.00	24.00	3,944.00		94,656			94,656
113	AAONC0854	AP	PROJECT MANAGER 1	1	1.00	24.00	5,450.00		130,800			130,800
113	MMN X7010	AP	PRINCIPAL EXECUTIVE/MANAGER F	1	1.00	24.00	7,208.00		172,992			172,992
113				3	3.00	72.00	5,534.00		398,448			398,448

REPORT: SUMMARY LIST BY PKG BY SUMMARY XREF

2019-21

PROD FILE

AGENCY:29100 DEPT OF CORRECTIONS

PICS SYSTEM: BUDGET PREPARATION

SUMMARY XREF:006-00-00 116 Administrative Servi

PKG	CLASS	COMP	DESCRIPTION	POS CNT	FTE	MOS	AVERAGE RATE	GF SAL	OF SAL	FF SAL	LF SAL	AF SAL
116	AAONC0104	AP	OFFICE SPECIALIST 2		.00	.00	3,299.00					
116	AAONC0107	AP	ADMINISTRATIVE SPECIALIST 1		.00	.00	3,600.00					
116	AAONC1483	IP	INFO SYSTEMS SPECIALIST 3		.00	.00	4,127.00					
116	AAONC1485	IP	INFO SYSTEMS SPECIALIST 5		.00	.00	5,008.00					
116	AAONC1486	IP	INFO SYSTEMS SPECIALIST 6		.00	.00	5,360.00					
116	AAONC1487	IP	INFO SYSTEMS SPECIALIST 7		.00	.00	5,942.00					
116	AAONC1488	IP	INFO SYSTEMS SPECIALIST 8		.00	.00	6,480.00					
116	MMN X7006	IP	PRINCIPAL EXECUTIVE/MANAGER D		.00	.00	6,862.00					
116	MMN X7008	IP	PRINCIPAL EXECUTIVE/MANAGER E		.00	.00	7,561.00					
116	MMN X7012	IP	PRINCIPAL EXECUTIVE/MANAGER G		.00	.00	10,121.00					
116					.00	.00	5,995.39					

REPORT: SUMMARY LIST BY PKG BY SUMMARY XREF

2019-21

PROD FILE

AGENCY:29100 DEPT OF CORRECTIONS

PICS SYSTEM: BUDGET PREPARATION

SUMMARY XREF:006-00-00 117 Administrative Servi

PKG	CLASS	COMP	DESCRIPTION	POS CNT	FTE	MOS	AVERAGE RATE	GF SAL	OF SAL	FF SAL	LF SAL	AF SAL
117	MMN	X1321	AP HUMAN RESOURCE ANALYST 2		.00	.00	4,885.00					
117	MMN	X1322	AP HUMAN RESOURCE ANALYST 3		.00	.00	5,650.00					
117					.00	.00	5,310.00					

REPORT: SUMMARY LIST BY PKG BY SUMMARY XREF

2019-21

PROD FILE

AGENCY:29100 DEPT OF CORRECTIONS

PICS SYSTEM: BUDGET PREPARATION

SUMMARY XREF:006-00-00 119 Administrative Servi

PKG	CLASS	COMP	DESCRIPTION	POS CNT	FTE	MOS	AVERAGE RATE	GF SAL	OF SAL	FF SAL	LF SAL	AF SAL
119	AAONC0104	AP	OFFICE SPECIALIST 2		.00	.00	3,299.00					
119	MMN X0861	AP	PROGRAM ANALYST 2		.00	.00	5,127.00					
119	MMN X1321	AP	HUMAN RESOURCE ANALYST 2		.00	.00	4,885.00					
119	MMN X7006	AP	PRINCIPAL EXECUTIVE/MANAGER D		.00	.00	5,937.00					
119	MMS X7008	AP	PRINCIPAL EXECUTIVE/MANAGER E		.00	.00	6,542.00					
119					.00	.00	5,316.71					
				250	249.16	5979.49	6,253.47	34,197,288	4,611,320			38,808,608

REPORT: SUMMARY LIST BY PKG BY SUMMARY XREF

2019-21

PROD FILE

AGENCY:29100 DEPT OF CORRECTIONS

PICS SYSTEM: BUDGET PREPARATION

SUMMARY XREF:009-00-00 000 Community Correction

PKG	CLASS	COMP	DESCRIPTION	POS CNT	FTE	MOS	AVERAGE RATE	GF SAL	OF SAL	FF SAL	LF SAL	AF SAL
000	AAONC0104	AP	OFFICE SPECIALIST 2	6	6.00	144.00	4,173.00	600,912				600,912
000	AAONC0107	AP	ADMINISTRATIVE SPECIALIST 1	2	2.00	48.00	3,600.00	172,800				172,800
000	AAONC0108	AP	ADMINISTRATIVE SPECIALIST 2	5	5.00	120.00	5,100.20	612,024				612,024
000	AAONC0119	AP	EXECUTIVE SUPPORT SPECIALIST 2	1	1.00	24.00	4,733.00	113,592				113,592
000	AQ	C6787	AP ADULT PAROLE/PROBATION OFFICER	43	43.00	1032.00	6,774.37	6,991,152				6,991,152
000	MESNZ7014	AP	PRINCIPAL EXECUTIVE/MANAGER H	1	1.00	24.00	12,895.00	309,480				309,480
000	MMN X0872	AP	OPERATIONS & POLICY ANALYST 3	5	5.00	120.00	7,600.20	912,024				912,024
000	MMN X0873	AP	OPERATIONS & POLICY ANALYST 4	1	1.00	24.00	8,740.00	209,760				209,760
000	MMS X0119	AP	EXECUTIVE SUPPORT SPECIALIST 2	2	2.00	48.00	4,666.00	223,968				223,968
000	MMS X7002	AP	PRINCIPAL EXECUTIVE/MANAGER B	1	1.00	24.00	5,937.00	142,488				142,488
000	MMS X7004	AP	PRINCIPAL EXECUTIVE/MANAGER C	4	4.00	96.00	6,687.75	642,024				642,024
000	MMS X7008	AP	PRINCIPAL EXECUTIVE/MANAGER E	2	2.00	48.00	9,177.00	440,496				440,496
000				73	73.00	1752.00	6,490.13	11,370,720				11,370,720

REPORT: SUMMARY LIST BY PKG BY SUMMARY XREF

2019-21

PROD FILE

AGENCY:29100 DEPT OF CORRECTIONS

PICS SYSTEM: BUDGET PREPARATION

SUMMARY XREF:009-00-00 104 Community Correction

PKG	CLASS	COMP	DESCRIPTION	POS CNT	FTE	MOS	AVERAGE RATE	GF SAL	OF SAL	FF SAL	LF SAL	AF SAL
104	AAONC0104	AP	OFFICE SPECIALIST 2	1	1.00	24.00	3,299.00	79,176				79,176
104	AAONC0108	AP	ADMINISTRATIVE SPECIALIST 2	1	1.00	24.00	3,944.00	94,656				94,656
104	AQ	C6787	AP ADULT PAROLE/PROBATION OFFICER	1	1.00	24.00	5,452.00	130,848				130,848
104				3	3.00	72.00	4,231.66	304,680				304,680
				76	76.00	1824.00	6,400.98	11,675,400				11,675,400

PKG	CLASS	COMP	DESCRIPTION	POS CNT	FTE	MOS	AVERAGE RATE	GF SAL	OF SAL	FF SAL	LF SAL	AF SAL
000	AAONC0015	AP	HEALTH INFORMATION SPECIALIST	7	6.98	167.53	4,663.57	781,154				781,154
000	AAONC0104	AP	OFFICE SPECIALIST 2	44	42.50	1020.00	4,085.59	4,170,924				4,170,924
000	AAONC0107	AP	ADMINISTRATIVE SPECIALIST 1	4	4.00	96.00	4,631.75	444,648				444,648
000	AAONC0118	AP	EXECUTIVE SUPPORT SPECIALIST 1	2	2.00	48.00	4,733.00	227,184				227,184
000	AAONC0759	AP	SUPPLY SPECIALIST 2	5	5.00	120.00	5,185.20	622,224				622,224
000	AAONC0870	AP	OPERATIONS & POLICY ANALYST 1	1	1.00	24.00	6,260.00	150,240				150,240
000	AAONC0871	AP	OPERATIONS & POLICY ANALYST 2	3	3.00	72.00	7,244.66	521,616				521,616
000	AAONC0872	AP	OPERATIONS & POLICY ANALYST 3	1	1.00	24.00	8,708.00	208,992				208,992
000	AAONC1245	AP	FISCAL ANALYST 3	1	1.00	24.00	8,708.00	208,992				208,992
000	AAONC1339	AP	TRAINING & DEVELOPMENT SPEC 2	1	1.00	24.00	6,880.00	165,120				165,120
000	AAONC6138	AP	HEALTH SERVICES TECHNICIAN	14	14.00	336.00	4,660.71	1,566,000				1,566,000
000	AAONC6214	AP	INSTITUTION REGISTERED NURSE	171	169.51	4068.06	7,481.17	30,460,392				30,460,392
000	AAONC6255	AP	NURSE PRACTITIONER	13	11.70	280.80	9,202.78	2,617,651				2,617,651
000	AAONC6256	AP	PSYCHIATRIC NURSE PRACTITIONER	12	12.00	288.00	9,577.83	2,758,416				2,758,416
000	AAONC6260	AP	PHARMACIST	5	5.00	120.00	12,095.00	1,451,400				1,451,400
000	AAONC6263	AP	PHARMACIST 2	2	2.00	48.00	12,974.50	622,776				622,776
000	AAONC6348	AP	RADIOLOGIC TECHNOLOGIST	3	3.00	72.00	5,039.00	362,808				362,808
000	AAONC6385	AP	PHARMACY CLERK/PHARMACY TECH 2	11	10.34	248.20	3,693.00	928,611				928,611
000	AAONC6386	AP	PHARMACY TECHNICIAN 2	10	10.00	240.00	3,976.90	954,456				954,456
000	AAONC6394	AP	DENTAL ASSISTANT 2	29	26.88	645.21	4,334.03	2,824,897				2,824,897
000	AAONC6534	AP	BEHAVIOR HEALTH SPECIALIST 2	53	53.00	1272.00	6,466.24	8,225,064				8,225,064
000	AE	U7510	AP DENTIST	23	21.00	504.00	16,319.95	8,258,544				8,258,544
000	CP	C0015	AP HEALTH INFORMATION SPECIALIST	1	1.00	24.00	4,941.00	118,584				118,584
000	CP	C0104	AP OFFICE SPECIALIST 2	10	9.50	228.00	3,941.00	893,916				893,916
000	CP	C0872	AP OPERATIONS & POLICY ANALYST 3	1	1.00	24.00	7,520.00	180,480				180,480

PKG	CLASS	COMP	DESCRIPTION	POS CNT	FTE	MOS	AVERAGE RATE	GF SAL	OF SAL	FF SAL	LF SAL	AF SAL
000	CP	C6138	AP HEALTH SERVICES TECHNICIAN	6	6.00	144.00	4,440.50	639,432				639,432
000	CP	C6214	AP INSTITUTION REGISTERED NURSE	37	35.86	860.64	7,467.48	6,456,312				6,456,312
000	CP	C6255	AP NURSE PRACTITIONER	1	.50	12.00	9,963.00	119,556				119,556
000	CP	C6385	AP PHARMACY CLERK/PHARMACY TECH 2	2	2.00	48.00	3,617.50	173,640				173,640
000	CP	C6394	AP DENTAL ASSISTANT 2	4	4.00	96.00	4,528.00	434,688				434,688
000	CP	C6531	AP BEHAVIORAL HEALTH SPECIALIST 1	1	1.00	24.00	5,688.00	136,512				136,512
000	CP	C6534	AP BEHAVIOR HEALTH SPECIALIST 2	15	15.00	360.00	5,971.73	2,149,824				2,149,824
000	MESNZ7014	AP	PRINCIPAL EXECUTIVE/MANAGER H	1	1.00	24.00	11,146.00	267,504				267,504
000	MMS	X0114	AP SUPPORT SERVICES SUPERVISOR 3	1	1.00	24.00	5,382.00	129,168				129,168
000	MMS	X0805	AP OFFICE MANAGER 1	2	2.00	48.00	4,885.00	234,480				234,480
000	MMS	X0833	AP SUPV EXECUTIVE ASSISTANT	1	1.00	24.00	6,542.00	157,008				157,008
000	MMS	X6241	AP NURSE MANAGER	12	12.00	288.00	10,452.83	3,010,416				3,010,416
000	MMS	X7000	AP PRINCIPAL EXECUTIVE/MANAGER A	1	1.00	24.00	5,937.00	142,488				142,488
000	MMS	X7004	AP PRINCIPAL EXECUTIVE/MANAGER C	17	17.00	408.00	7,048.78	2,868,264				2,868,264
000	MMS	X7006	AP PRINCIPAL EXECUTIVE/MANAGER D	11	11.00	264.00	8,198.36	2,164,368				2,164,368
000	MMS	X7008	AP PRINCIPAL EXECUTIVE/MANAGER E	5	5.00	120.00	9,008.00	1,080,960				1,080,960
000	MMS	X7010	AP PRINCIPAL EXECUTIVE/MANAGER F	4	4.00	96.00	9,881.50	948,624				948,624
000	MNNNZ7514	AP	CORRECTIONS PHYSICIAN SPECIALI	21	20.50	492.00	20,270.87	9,977,748				9,977,748
000	MNSNZ7511	AP	SUPERVISING DENTIST A	1	1.00	24.00	9,642.00	231,408				231,408
000	MNSNZ7519	AP	CLINCIAL DIRECTOR	1	1.00	24.00	23,120.00	554,880				554,880
000				571	559.27	13422.44	7,660.06	101,602,369				101,602,369

12/18/18 REPORT NO.: PPDPLBUDCL
REPORT: SUMMARY LIST BY PKG BY SUMMARY XREF
AGENCY:29100 DEPT OF CORRECTIONS
SUMMARY XREF:010-00-00 090 Health Services

DEPT. OF ADMIN. SVCS. -- PPDB PICS SYSTEM

PAGE 38
2019-21
PROD FILE
PICS SYSTEM: BUDGET PREPARATION

PKG	CLASS	COMP	DESCRIPTION	POS CNT	FTE	MOS	AVERAGE RATE	GF SAL	OF SAL	FF SAL	LF SAL	AF SAL
090	AAONC0104	AP	OFFICE SPECIALIST 2	1-	.50-	12.00-	3,299.00	39,588-				39,588-
090				1-	.50-	12.00-	3,299.00	39,588-				39,588-

12/18/18 REPORT NO.: PPDPLBUDCL
REPORT: SUMMARY LIST BY PKG BY SUMMARY XREF
AGENCY:29100 DEPT OF CORRECTIONS
SUMMARY XREF:010-00-00 115 Health Services

DEPT. OF ADMIN. SVCS. -- PPDB PICS SYSTEM

2019-21

PICS SYSTEM: BUDGET PREPARATION

PKG	CLASS	COMP	DESCRIPTION	POS CNT	FTE	MOS	AVERAGE RATE	GF SAL	OF SAL	FF SAL	LF SAL	AF SAL
115	AAONC0015	AP	HEALTH INFORMATION SPECIALIST		.00	.00	3,769.00					
115	AAONC0104	AP	OFFICE SPECIALIST 2		.00	.00	3,299.00					
115	AAONC6128	AP	CERTIFIED MEDICATION AIDE		.00	.00	3,447.00					
115	AAONC6214	AP	INSTITUTION REGISTERED NURSE		.00	.00	5,805.00					
115	MMS X6241	AP	NURSE MANAGER		.00	.00	7,942.00					
115					.00	.00	4,675.21					

12/18/18 REPORT NO.: PPDPLBUDCL
REPORT: SUMMARY LIST BY PKG BY SUMMARY XREF
AGENCY:29100 DEPT OF CORRECTIONS
SUMMARY XREF:010-00-00 121 Health Services

DEPT. OF ADMIN. SVCS. -- PPDB PICS SYSTEM

PAGE 40
2019-21
PROD FILE
PICS SYSTEM: BUDGET PREPARATION

PKG	CLASS	COMP	DESCRIPTION	POS CNT	FTE	MOS	AVERAGE RATE	GF SAL	OF SAL	FF SAL	LF SAL	AF SAL
121	AAONC6256	AP	PSYCHIATRIC NURSE PRACTITIONER		.00	.00	7,926.00					
121	CP	C6534	AP BEHAVIOR HEALTH SPECIALIST 2		.00	.00	5,434.00					
121	MMN	X0873	AP OPERATIONS & POLICY ANALYST 4		.00	.00	6,542.00					
121	MNNNZ7514	AP	CORRECTIONS PHYSICIAN SPECIALI		.00	.00	15,667.00					
121					.00	.00	6,264.33					

12/18/18 REPORT NO.: PPDPLBUDCL
REPORT: SUMMARY LIST BY PKG BY SUMMARY XREF
AGENCY:29100 DEPT OF CORRECTIONS
SUMMARY XREF:010-00-00 122 Health Services

DEPT. OF ADMIN. SVCS. -- PPDB PICS SYSTEM

PAGE 41

2019-21

PROD FILE

PICS SYSTEM: BUDGET PREPARATION

PKG	CLASS	COMP	DESCRIPTION	POS CNT	FTE	MOS	AVERAGE RATE	GF SAL	OF SAL	FF SAL	LF SAL	AF SAL
122	AAONC6128	AP	CERTIFIED MEDICATION AIDE		.00	.00	3,447.00					
122					.00	.00	3,447.00					

12/18/18 REPORT NO.: PPDPLBUDCL
 REPORT: SUMMARY LIST BY PKG BY SUMMARY XREF
 AGENCY:29100 DEPT OF CORRECTIONS
 SUMMARY XREF:010-00-00 124 Health Services

DEPT. OF ADMIN. SVCS. -- PPDB PICS SYSTEM

2019-21

PICS SYSTEM: BUDGET PREPARATION

PKG	CLASS	COMP	DESCRIPTION	POS CNT	FTE	MOS	AVERAGE RATE	GF SAL	OF SAL	FF SAL	LF SAL	AF SAL
124	AAONC0107	AP	ADMINISTRATIVE SPECIALIST 1		.00	.00	3,600.00					
124	AAONC0861	AP	PROGRAM ANALYST 2		.00	.00	5,703.00					
124	AAONC6214	AP	INSTITUTION REGISTERED NURSE		.00	.00	5,805.00					
124	CP	C6534	AP BEHAVIOR HEALTH SPECIALIST 2		.00	.00	5,434.00					
124					.00	.00	5,331.12					
				570	558.77	13410.44	7,178.83	101,562,781				101,562,781

PKG	CLASS	COMP	DESCRIPTION	POS CNT	FTE	MOS	AVERAGE RATE	GF SAL	OF SAL	FF SAL	LF SAL	AF SAL
000	AAONC0103	AP	OFFICE SPECIALIST 1	3	3.00	72.00	3,227.33	232,368				232,368
000	AAONC0104	AP	OFFICE SPECIALIST 2	39	38.50	924.00	4,142.61	3,825,552				3,825,552
000	AAONC0107	AP	ADMINISTRATIVE SPECIALIST 1	7	7.00	168.00	4,537.42	762,288				762,288
000	AAONC0108	AP	ADMINISTRATIVE SPECIALIST 2	29	29.00	696.00	4,790.96	3,334,512				3,334,512
000	AAONC0118	AP	EXECUTIVE SUPPORT SPECIALIST 1	5	5.00	120.00	4,494.20	539,304				539,304
000	AAONC0119	AP	EXECUTIVE SUPPORT SPECIALIST 2	1	1.00	24.00	4,328.00	103,872				103,872
000	AAONC0860	AP	PROGRAM ANALYST 1	2	2.00	48.00	5,726.00	274,848				274,848
000	AAONC0861	AP	PROGRAM ANALYST 2	12	12.00	288.00	7,215.08	2,077,944				2,077,944
000	AAONC0870	AP	OPERATIONS & POLICY ANALYST 1	7	7.00	168.00	6,064.71	1,018,872				1,018,872
000	AAONC0871	AP	OPERATIONS & POLICY ANALYST 2	6	6.00	144.00	7,139.83	1,028,136				1,028,136
000	AAONC0872	AP	OPERATIONS & POLICY ANALYST 3	1	1.00	24.00	8,708.00	208,992				208,992
000	AAONC6298	AP	TEST COORDINATOR	4	4.00	96.00	4,284.50	411,312				411,312
000	AAONC6612	AP	SOCIAL SERVICE SPECIALIST 1	1	1.00	24.00	4,950.00	118,800				118,800
000	AAONC6680	AP	CHAPLAIN	19	19.00	456.00	6,146.26	2,802,696				2,802,696
000	AAONC6783	AP	CORRECTIONAL COUNSELOR	37	37.00	888.00	6,553.40	5,819,424				5,819,424
000	CP C0104	AP	OFFICE SPECIALIST 2	3	3.00	72.00	4,327.00	311,544				311,544
000	CP C6680	AP	CHAPLAIN	2	2.00	48.00	5,835.50	280,104				280,104
000	CP C6783	AP	CORRECTIONAL COUNSELOR	3	3.00	72.00	5,754.66	414,336				414,336
000	MESNZ7014	AP	PRINCIPAL EXECUTIVE/MANAGER H	1	1.00	24.00	12,895.00	309,480				309,480
000	MMN X0861	AP	PROGRAM ANALYST 2	1	1.00	24.00	5,127.00	123,048				123,048
000	MMN X0863	AP	PROGRAM ANALYST 4	1	1.00	24.00	8,332.00	199,968				199,968
000	MMN X0872	AP	OPERATIONS & POLICY ANALYST 3	4	4.00	96.00	7,244.75	695,496				695,496
000	MMN X0873	AP	OPERATIONS & POLICY ANALYST 4	2	2.00	48.00	8,740.00	419,520				419,520
000	MMS X0872	AP	OPERATIONS & POLICY ANALYST 3	1	1.00	24.00	7,942.00	190,608				190,608
000	MMS X7002	AP	PRINCIPAL EXECUTIVE/MANAGER B	1	1.00	24.00	6,542.00	157,008				157,008

12/18/18 REPORT NO.: PPDPLBUDCL
 REPORT: SUMMARY LIST BY PKG BY SUMMARY XREF
 AGENCY:29100 DEPT OF CORRECTIONS
 SUMMARY XREF:011-00-00 000 Offender Management

DEPT. OF ADMIN. SVCS. -- PPDB PICS SYSTEM

2019-21
 PICS SYSTEM: BUDGET PREPARATION
 PAGE 44
 PROD FILE

PKG	CLASS	COMP	DESCRIPTION	POS CNT	FTE	MOS	AVERAGE RATE	GF SAL	OF SAL	FF SAL	LF SAL	AF SAL
000	MMS	X7004	AP PRINCIPAL EXECUTIVE/MANAGER C	4	4.00	96.00	6,955.00	667,680				667,680
000	MMS	X7006	AP PRINCIPAL EXECUTIVE/MANAGER D	3	3.00	72.00	8,202.00	590,544				590,544
000	MMS	X7008	AP PRINCIPAL EXECUTIVE/MANAGER E	1	1.00	24.00	9,177.00	220,248				220,248
000	MMS	X7010	AP PRINCIPAL EXECUTIVE/MANAGER F	7	7.00	168.00	9,917.71	1,666,176				1,666,176
000				207	206.50	4956.00	5,808.49	28,804,680				28,804,680

12/18/18 REPORT NO.: PPDPLBUDCL
REPORT: SUMMARY LIST BY PKG BY SUMMARY XREF
AGENCY:29100 DEPT OF CORRECTIONS
SUMMARY XREF:011-00-00 060 Offender Management

DEPT. OF ADMIN. SVCS. -- PPDB PICS SYSTEM

PAGE 45
2019-21
PROD FILE
PICS SYSTEM: BUDGET PREPARATION

PKG	CLASS	COMP	DESCRIPTION	POS CNT	FTE	MOS	AVERAGE RATE	GF SAL	OF SAL	FF SAL	LF SAL	AF SAL
060	MMN	X0872	AP OPERATIONS & POLICY ANALYST	3	2	2.00	48.00	5,937.00	284,976			284,976
060	MMS	X7010	AP PRINCIPAL EXECUTIVE/MANAGER	F	1	1.00	24.00	7,208.00	172,992			172,992
060					3	3.00	72.00	6,360.66	457,968			457,968

12/18/18 REPORT NO.: PPDPLBUDCL
REPORT: SUMMARY LIST BY PKG BY SUMMARY XREF
AGENCY:29100 DEPT OF CORRECTIONS
SUMMARY XREF:011-00-00 090 Offender Management

DEPT. OF ADMIN. SVCS. -- PPDB PICS SYSTEM

PAGE 46

2019-21

PROD FILE

PICS SYSTEM: BUDGET PREPARATION

PKG	CLASS	COMP	DESCRIPTION	POS CNT	FTE	MOS	AVERAGE RATE	GF SAL	OF SAL	FF SAL	LF SAL	AF SAL
090	MMN	X0861	AP PROGRAM ANALYST 2	1-	1.00-	24.00-	5,127.00	123,048-				123,048-
090				1-	1.00-	24.00-	5,127.00	123,048-				123,048-

12/18/18 REPORT NO.: PPDPLBUDCL
REPORT: SUMMARY LIST BY PKG BY SUMMARY XREF
AGENCY:29100 DEPT OF CORRECTIONS
SUMMARY XREF:011-00-00 101 Offender Management

DEPT. OF ADMIN. SVCS. -- PPDB PICS SYSTEM

PAGE 47
2019-21
PROD FILE
PICS SYSTEM: BUDGET PREPARATION

PKG	CLASS	COMP	DESCRIPTION	POS CNT	FTE	MOS	AVERAGE RATE	GF SAL	OF SAL	FF SAL	LF SAL	AF SAL
101	AAONC0104	AP	OFFICE SPECIALIST 2		.00	.00	3,299.00					
101					.00	.00	3,299.00					

12/18/18 REPORT NO.: PPDPLBUDCL
REPORT: SUMMARY LIST BY PKG BY SUMMARY XREF
AGENCY:29100 DEPT OF CORRECTIONS
SUMMARY XREF:011-00-00 111 Offender Management

DEPT. OF ADMIN. SVCS. -- PPDB PICS SYSTEM

PAGE 48

2019-21

PROD FILE

PICS SYSTEM: BUDGET PREPARATION

PKG	CLASS	COMP	DESCRIPTION	POS CNT	FTE	MOS	AVERAGE RATE	GF SAL	OF SAL	FF SAL	LF SAL	AF SAL
111	AAONC0871	AP	OPERATIONS & POLICY ANALYST	2	.00	.00	5,703.00					
111	AAONC1339	AP	TRAINING & DEVELOPMENT SPEC	2	.00	.00	5,703.00					
111	AAONC6783	AP	CORRECTIONAL COUNSELOR		.00	.00	5,192.00					
111					.00	.00	5,362.33					

12/18/18 REPORT NO.: PPDPLBUDCL
REPORT: SUMMARY LIST BY PKG BY SUMMARY XREF
AGENCY:29100 DEPT OF CORRECTIONS
SUMMARY XREF:011-00-00 118 Offender Management

DEPT. OF ADMIN. SVCS. -- PPDB PICS SYSTEM

PAGE 49
2019-21
PROD FILE
PICS SYSTEM: BUDGET PREPARATION

PKG	CLASS	COMP	DESCRIPTION	POS CNT	FTE	MOS	AVERAGE RATE	GF SAL	OF SAL	FF SAL	LF SAL	AF SAL
118	AAONC0104	AP	OFFICE SPECIALIST 2		.00	.00	3,299.00					
118	AAONC0870	AP	OPERATIONS & POLICY ANALYST 1		.00	.00	4,733.00					
118					.00	.00	4,016.00					

12/18/18 REPORT NO.: PPDPLBUDCL
 REPORT: SUMMARY LIST BY PKG BY SUMMARY XREF
 AGENCY:29100 DEPT OF CORRECTIONS
 SUMMARY XREF:011-00-00 121 Offender Management

DEPT. OF ADMIN. SVCS. -- PPDB PICS SYSTEM

2019-21

PICS SYSTEM: BUDGET PREPARATION

PKG	CLASS	COMP	DESCRIPTION	POS CNT	FTE	MOS	AVERAGE RATE	GF SAL	OF SAL	FF SAL	LF SAL	AF SAL
121	AAONC0871		AP OPERATIONS & POLICY ANALYST 2		.00	.00	5,703.00					
121					.00	.00	5,703.00					
				209	208.50	5004.00	5,772.74	29,139,600				29,139,600
				4630	4605.86	110540.18	6,038.38	665,715,477	9,185,858			674,901,335

12/18/18 REPORT NO.: PPDPLBUDCL
REPORT: SUMMARY LIST BY PKG BY SUMMARY XREF
AGENCY:29100 DEPT OF CORRECTIONS
SUMMARY XREF:011-00-00 121 Offender Management

DEPT. OF ADMIN. SVCS. -- PPDB PICS SYSTEM

PKG	CLASS	COMP	DESCRIPTION	POS CNT	FTE	MOS	AVERAGE RATE	GF SAL	OF SAL	FF SAL	LF SAL	AF SAL
				4630	4605.86	110540.18	6,038.38	665,715,477	9,185,858			674,901,335

PKG	CLASS	COMP	DESCRIPTION	POS CNT	FTE	MOS	AVERAGE RATE	GF SAL	OF SAL	FF SAL	LF SAL	AF SAL
115	AAONC0015	AP	HEALTH INFORMATION SPECIALIST	7	6.98	167.53	4,551.75	781,154				781,154
110	AAONC0103	AP	OFFICE SPECIALIST 1	13	13.00	312.00	3,189.42	1,003,920				1,003,920
116	AAONC0104	AP	OFFICE SPECIALIST 2	199	197.00	4728.00	4,052.99	19,056,084	268,488			19,324,572
124	AAONC0107	AP	ADMINISTRATIVE SPECIALIST 1	15	15.00	360.00	4,266.16	1,493,328	90,456			1,583,784
113	AAONC0108	AP	ADMINISTRATIVE SPECIALIST 2	55	55.00	1320.00	4,874.58	6,339,792	94,656			6,434,448
000	AAONC0118	AP	EXECUTIVE SUPPORT SPECIALIST 1	33	33.00	792.00	4,504.90	3,567,888				3,567,888
000	AAONC0119	AP	EXECUTIVE SUPPORT SPECIALIST 2	6	6.00	144.00	4,821.50	694,296				694,296
000	AAONC0210	AP	ACCOUNTING TECHNICIAN 1	4	3.09	74.05	3,223.00	169,674	72,984			242,658
000	AAONC0211	AP	ACCOUNTING TECHNICIAN 2	16	16.00	384.00	4,413.68	1,694,856				1,694,856
000	AAONC0212	AP	ACCOUNTING TECHNICIAN 3	22	22.00	528.00	4,906.72	2,590,752				2,590,752
000	AAONC0323	AP	PUBLIC SERVICE REP 3	1	1.00	24.00	3,944.00	94,656				94,656
000	AAONC0435	AP	PROCUREMENT AND CONTRACT ASST	2	2.00	48.00	5,071.00	243,408				243,408
110	AAONC0436	AP	PROCUREMENT & CONTRACT SPEC 1	1	1.00	24.00	4,841.50	118,800				118,800
000	AAONC0437	AP	PROCUREMENT & CONTRACT SPEC 2	5	5.00	120.00	6,533.40	784,008				784,008
000	AAONC0438	AP	PROCUREMENT & CONTRACT SPEC 3	6	6.00	144.00	8,309.00	1,196,496				1,196,496
000	AAONC0759	AP	SUPPLY SPECIALIST 2	53	52.66	1263.49	5,306.96	3,073,056	3,634,520			6,707,576
113	AAONC0854	AP	PROJECT MANAGER 1	1	1.00	24.00	5,450.00		130,800			130,800
000	AAONC0860	AP	PROGRAM ANALYST 1	6	6.00	144.00	5,989.16	725,568	136,872			862,440
124	AAONC0861	AP	PROGRAM ANALYST 2	26	26.00	624.00	7,180.22	4,499,574	16,338			4,515,912
114	AAONC0870	AP	OPERATIONS & POLICY ANALYST 1	12	12.00	288.00	5,742.80	1,726,632				1,726,632
121	AAONC0871	AP	OPERATIONS & POLICY ANALYST 2	16	16.00	384.00	6,835.68	2,706,456				2,706,456
105	AAONC0872	AP	OPERATIONS & POLICY ANALYST 3	3	3.00	72.00	7,725.50	583,104				583,104
105	AAONC1117	AP	RESEARCH ANALYST 3	3	3.00	72.00	6,464.75	489,816				489,816
000	AAONC1118	AP	RESEARCH ANALYST 4	1	1.00	24.00	8,708.00	208,992				208,992
000	AAONC1215	AP	ACCOUNTANT 1	1	1.00	24.00	5,703.00	136,872				136,872

PKG	CLASS	COMP	DESCRIPTION	POS CNT	FTE	MOS	AVERAGE RATE	GF SAL	OF SAL	FF SAL	LF SAL	AF SAL
113	AAONC1216	AP	ACCOUNTANT 2	3	3.00	72.00	5,565.33	287,112	113,592			400,704
000	AAONC1217	AP	ACCOUNTANT 3	2	2.00	48.00	6,770.50	324,984				324,984
000	AAONC1218	AP	ACCOUNTANT 4	1	1.00	24.00	8,708.00	208,992				208,992
000	AAONC1243	AP	FISCAL ANALYST 1	1	1.00	24.00	6,260.00	150,240				150,240
000	AAONC1244	AP	FISCAL ANALYST 2	5	5.00	120.00	6,184.80	742,176				742,176
000	AAONC1245	AP	FISCAL ANALYST 3	5	5.00	120.00	8,708.00	1,044,960				1,044,960
101	AAONC1338	AP	TRAINING & DEVELOPMENT SPEC 1	2	2.00	48.00	5,128.85	293,688				293,688
101	AAONC1339	AP	TRAINING & DEVELOPMENT SPEC 2	14	14.00	336.00	6,798.57	2,415,792				2,415,792
116	AAONC1483	IP	INFO SYSTEMS SPECIALIST 3	7	7.00	168.00	5,111.44	631,992	273,984			905,976
116	AAONC1485	IP	INFO SYSTEMS SPECIALIST 5	38	38.00	912.00	6,249.96	6,057,648				6,057,648
116	AAONC1486	IP	INFO SYSTEMS SPECIALIST 6	10	10.00	240.00	6,758.14	1,756,176				1,756,176
110	AAONC1487	IP	INFO SYSTEMS SPECIALIST 7	23	23.00	552.00	6,786.11	4,333,440				4,333,440
116	AAONC1488	IP	INFO SYSTEMS SPECIALIST 8	3	3.00	72.00	6,819.13	645,624				645,624
000	AAONC1519	AP	CORRECTIONAL HEARINGS OFFICER	11	11.00	264.00	7,619.72	2,011,608				2,011,608
000	AAONC2169	AP	COMMUNICATIONS SYS ANALYST 3	3	3.00	72.00	7,564.00	544,608				544,608
000	AAONC2219	AP	CORRECTION LIBRARY COORDINATOR	12	12.00	288.00	4,568.33	1,315,680				1,315,680
110	AAONC3268	AP	CONSTRUCTION PROJECT MANAGER 2	5	5.00	120.00	7,807.14	994,512				994,512
000	AAONC4001	AP	PAINTER	6	6.00	144.00	5,638.83	811,992				811,992
000	AAONC4003	AP	CARPENTER	6	6.00	144.00	5,931.33	854,112				854,112
110	AAONC4005	AP	PLUMBER	11	11.00	264.00	6,027.18	1,591,176				1,591,176
000	AAONC4008	AP	ELECTRICIAN 2	10	10.00	240.00	7,182.40	1,723,776				1,723,776
000	AAONC4009	AP	ELECTRICIAN 3	4	4.00	96.00	7,926.00	760,896				760,896
000	AAONC4012	AP	FACILITY MAINTENANCE SPEC	51	51.00	1224.00	4,727.05	5,785,920				5,785,920
110	AAONC4014	AP	FACILITY OPERATIONS SPEC 1	1	1.00	24.00	5,138.25	136,872				136,872
110	AAONC4015	AP	FACILITY OPERATIONS SPEC 2	2	2.00	48.00	6,333.00	303,984				303,984

PKG	CLASS	COMP	DESCRIPTION	POS CNT	FTE	MOS	AVERAGE RATE	GF SAL	OF SAL	FF SAL	LF SAL	AF SAL
000	AAONC4021	AP	WELDER 2	8	8.00	192.00	6,128.62	1,176,696				1,176,696
000	AAONC4033	AP	FACILITY ENERGY TECHNICIAN 2	17	17.00	408.00	5,228.00	2,133,024				2,133,024
000	AAONC4034	AP	FACILITY ENERGY TECHNICIAN 3	14	14.00	336.00	6,414.00	2,155,104				2,155,104
000	AAONC4039	AP	PHYSCL/ELECTRNC SECRTY TECH 3	2	2.00	48.00	6,606.00	317,088				317,088
110	AAONC4051	AP	ELECTRONIC SECURITY TECH 2	12	12.00	288.00	6,647.75	1,914,552				1,914,552
000	AAONC4110	AP	GROUNDS MAINTENANCE WORKER 2	6	6.00	144.00	4,369.33	629,184				629,184
000	AAONC4402	AP	TRUCK DRIVER 2	7	7.00	168.00	5,307.14	891,600				891,600
000	AAONC4419	AP	AUTOMOTIVE TECHNICIAN 2	4	4.00	96.00	5,639.75	541,416				541,416
000	AAONC5232	AP	INVESTIGATOR 2	3	3.00	72.00	5,618.66	404,544				404,544
090	AAONC5237	AP	DEPT/CORRECTIONS INSPECTOR 1	1	1.00	24.00	4,786.33	136,872				136,872
124	AAONC5238	AP	DEPT/CORRECTIONS INSPECTOR 2	12	12.00	288.00	6,509.81	1,976,568				1,976,568
122	AAONC6128	AP	CERTIFIED MEDICATION AIDE		.00	.00	3,447.00					
000	AAONC6138	AP	HEALTH SERVICES TECHNICIAN	14	14.00	336.00	4,660.71	1,566,000				1,566,000
124	AAONC6214	AP	INSTITUTION REGISTERED NURSE	171	169.51	4068.06	7,371.26	30,460,392				30,460,392
000	AAONC6255	AP	NURSE PRACTITIONER	13	11.70	280.80	9,202.78	2,617,651				2,617,651
121	AAONC6256	AP	PSYCHIATRIC NURSE PRACTITIONER	12	12.00	288.00	9,164.87	2,758,416				2,758,416
000	AAONC6260	AP	PHARMACIST	5	5.00	120.00	12,095.00	1,451,400				1,451,400
000	AAONC6263	AP	PHARMACIST 2	2	2.00	48.00	12,974.50	622,776				622,776
000	AAONC6271	AP	DIETICIAN 2	1	1.00	24.00	6,880.00	165,120				165,120
000	AAONC6298	AP	TEST COORDINATOR	4	4.00	96.00	4,284.50	411,312				411,312
000	AAONC6348	AP	RADIOLOGIC TECHNOLOGIST	3	3.00	72.00	5,039.00	362,808				362,808
000	AAONC6385	AP	PHARMACY CLERK/PHARMACY TECH 2	11	10.34	248.20	3,693.00	928,611				928,611
000	AAONC6386	AP	PHARMACY TECHNICIAN 2	10	10.00	240.00	3,976.90	954,456				954,456
000	AAONC6394	AP	DENTAL ASSISTANT 2	29	26.88	645.21	4,334.03	2,824,897				2,824,897
000	AAONC6519	AP	CORRECTIONS RECREATION SPEC 2	17	16.71	401.04	4,776.23	1,921,254				1,921,254

PKG	CLASS	COMP	DESCRIPTION	POS CNT	FTE	MOS	AVERAGE RATE	GF SAL	OF SAL	FF SAL	LF SAL	AF SAL
000	AAONC6534	AP	BEHAVIOR HEALTH SPECIALIST 2	53	53.00	1272.00	6,466.24	8,225,064				8,225,064
000	AAONC6612	AP	SOCIAL SERVICE SPECIALIST 1	1	1.00	24.00	4,950.00	118,800				118,800
000	AAONC6680	AP	CHAPLAIN	19	19.00	456.00	6,146.26	2,802,696				2,802,696
111	AAONC6783	AP	CORRECTIONAL COUNSELOR	108	108.00	2592.00	6,434.38	16,976,112				16,976,112
111	AAONC9120	AP	CORRECTIONS FOOD SERV COORD	100	99.51	2388.21	4,646.83	11,121,894				11,121,894
111	AAOSC6775	AP	CORRECTIONAL OFFICER	1559	1552.56	37261.51	5,570.40	207,218,332	2,678,472			209,896,804
120	AAOSC6776	AP	CORRECTIONAL CORPORAL	142	142.00	3408.00	5,857.74	19,994,592				19,994,592
120	AAOSC6777	AP	CORRECTIONAL SERGEANT	207	205.30	4927.20	6,457.83	31,940,868				31,940,868
000	AE	U7510	AP DENTIST	23	21.00	504.00	16,319.95	8,258,544				8,258,544
104	AQ	C6787	AP ADULT PAROLE/PROBATION OFFICER	44	44.00	1056.00	6,744.31	7,122,000				7,122,000
000	CP	C0015	AP HEALTH INFORMATION SPECIALIST	1	1.00	24.00	4,941.00	118,584				118,584
000	CP	C0103	AP OFFICE SPECIALIST 1	1	1.00	24.00	3,610.00	86,640				86,640
101	CP	C0104	AP OFFICE SPECIALIST 2	27	26.50	636.00	3,964.70	2,580,540				2,580,540
000	CP	C0108	AP ADMINISTRATIVE SPECIALIST 2	2	2.00	48.00	4,855.00	233,040				233,040
000	CP	C0118	AP EXECUTIVE SUPPORT SPECIALIST 1	5	5.00	120.00	4,527.00	543,240				543,240
000	CP	C0759	AP SUPPLY SPECIALIST 2	4	4.00	96.00	5,257.00	504,672				504,672
000	CP	C0860	AP PROGRAM ANALYST 1	1	1.00	24.00	4,941.00	118,584				118,584
000	CP	C0861	AP PROGRAM ANALYST 2	1	1.00	24.00	7,520.00	180,480				180,480
000	CP	C0871	AP OPERATIONS & POLICY ANALYST 2	1	1.00	24.00	7,175.00	172,200				172,200
000	CP	C0872	AP OPERATIONS & POLICY ANALYST 3	1	1.00	24.00	7,520.00	180,480				180,480
000	CP	C1485	IP INFO SYSTEMS SPECIALIST 5	2	2.00	48.00	6,015.50	288,744				288,744
000	CP	C2219	AP CORRECTION LIBRARY COORDINATOR	1	1.00	24.00	4,726.00	113,424				113,424
000	CP	C4001	AP PAINTER	1	1.00	24.00	4,726.00	113,424				113,424
000	CP	C4003	AP CARPENTER	1	1.00	24.00	5,958.00	142,992				142,992
000	CP	C4005	AP PLUMBER	1	1.00	24.00	6,576.00	157,824				157,824

PKG	CLASS	COMP	DESCRIPTION	POS CNT	FTE	MOS	AVERAGE RATE	GF SAL	OF SAL	FF SAL	LF SAL	AF SAL
000	CP	C4008 AP	ELECTRICIAN 2	2	2.00	48.00	7,010.00	336,480				336,480
000	CP	C4009 AP	ELECTRICIAN 3	1	1.00	24.00	7,880.00	189,120				189,120
000	CP	C4012 AP	FACILITY MAINTENANCE SPEC	9	9.00	216.00	4,760.66	1,028,304				1,028,304
000	CP	C4021 AP	WELDER 2	1	1.00	24.00	5,182.00	124,368				124,368
000	CP	C4033 AP	FACILITY ENERGY TECHNICIAN 2	5	5.00	120.00	4,941.00	592,920				592,920
000	CP	C4034 AP	FACILITY ENERGY TECHNICIAN 3	2	2.00	48.00	6,576.00	315,648				315,648
000	CP	C4039 AP	PHYSCL/ELECTRNC SECRTY TECH 3	1	1.00	24.00	5,958.00	142,992				142,992
000	CP	C5232 AP	INVESTIGATOR 2	1	1.00	24.00	5,434.00	130,416				130,416
000	CP	C6138 AP	HEALTH SERVICES TECHNICIAN	6	6.00	144.00	4,440.50	639,432				639,432
000	CP	C6214 AP	INSTITUTION REGISTERED NURSE	37	35.86	860.64	7,467.48	6,456,312				6,456,312
000	CP	C6255 AP	NURSE PRACTITIONER	1	.50	12.00	9,963.00	119,556				119,556
000	CP	C6385 AP	PHARMACY CLERK/PHARMACY TECH 2	2	2.00	48.00	3,617.50	173,640				173,640
000	CP	C6394 AP	DENTAL ASSISTANT 2	4	4.00	96.00	4,528.00	434,688				434,688
000	CP	C6519 AP	CORRECTIONS RECREATION SPEC 2	6	6.00	144.00	4,793.33	690,240				690,240
000	CP	C6531 AP	BEHAVIORAL HEALTH SPECIALIST 1	1	1.00	24.00	5,688.00	136,512				136,512
124	CP	C6534 AP	BEHAVIOR HEALTH SPECIALIST 2	15	15.00	360.00	5,583.37	2,149,824				2,149,824
000	CP	C6680 AP	CHAPLAIN	2	2.00	48.00	5,835.50	280,104				280,104
123	CP	C6783 AP	CORRECTIONAL COUNSELOR	18	18.00	432.00	5,855.20	2,704,536				2,704,536
000	CP	C9120 AP	CORRECTIONS FOOD SERV COORD	23	23.00	552.00	4,639.04	2,560,752				2,560,752
113	CS	C6775 AP	CORRECTIONAL OFFICER	404	403.32	9679.68	5,778.53	55,301,766	1,108,464			56,410,230
000	CS	C6776 AP	CORRECTIONAL CORPORAL	100	100.00	2400.00	5,892.48	14,141,952				14,141,952
000	CS	C6777 AP	CORRECTIONAL SERGEANT	65	64.44	1546.56	6,513.72	10,094,410				10,094,410
000	MEAHZ7016	HP	PRINCIPAL EXECUTIVE/MANAGER I	1	1.00	24.00	15,147.00	363,528				363,528
000	MENNZ0830	AP	EXECUTIVE ASSISTANT	1	1.00	24.00	6,233.00	149,592				149,592
000	MESNZ7010	AP	PRINCIPAL EXECUTIVE/MANAGER F	5	5.00	120.00	9,844.80	1,181,376				1,181,376

PKG	CLASS	COMP	DESCRIPTION	POS CNT	FTE	MOS	AVERAGE RATE	GF SAL	OF SAL	FF SAL	LF SAL	AF SAL
000	MESNZ7012	AP	PRINCIPAL EXECUTIVE/MANAGER G	4	4.00	96.00	11,696.00	1,122,816				1,122,816
000	MESNZ7014	AP	PRINCIPAL EXECUTIVE/MANAGER H	14	14.00	336.00	12,683.07	4,261,512				4,261,512
000	MESNZ7016	AP	PRINCIPAL EXECUTIVE/MANAGER I	1	1.00	24.00	14,213.00	341,112				341,112
000	MMN X0118	AP	EXECUTIVE SUPPORT SPECIALIST 1	1	1.00	24.00	4,219.00	101,256				101,256
000	MMN X0119	AP	EXECUTIVE SUPPORT SPECIALIST 2	5	5.00	120.00	4,430.00	531,600				531,600
000	MMN X0856	AP	PROJECT MANAGER 3	1	1.00	24.00	8,740.00	209,760				209,760
119	MMN X0861	AP	PROGRAM ANALYST 2		.00	.00	5,127.00					
000	MMN X0863	AP	PROGRAM ANALYST 4	1	1.00	24.00	8,332.00	199,968				199,968
000	MMN X0866	AP	PUBLIC AFFAIRS SPECIALIST 3	1	1.00	24.00	8,332.00	199,968				199,968
000	MMN X0871	AP	OPERATIONS & POLICY ANALYST 2	1	1.00	24.00	6,542.00	157,008				157,008
060	MMN X0872	AP	OPERATIONS & POLICY ANALYST 3	12	12.00	288.00	7,233.00	2,083,104				2,083,104
121	MMN X0873	AP	OPERATIONS & POLICY ANALYST 4	6	6.00	144.00	7,065.33	1,205,808				1,205,808
000	MMN X1319	AP	HUMAN RESOURCE ASSISTANT	5	5.00	120.00	4,443.00	533,160				533,160
000	MMN X1320	AP	HUMAN RESOURCE ANALYST 1	5	4.50	108.00	5,497.00	591,840				591,840
117	MMN X1321	AP	HUMAN RESOURCE ANALYST 2	7	7.00	168.00	5,410.57	997,272				997,272
117	MMN X1322	AP	HUMAN RESOURCE ANALYST 3	17	17.00	408.00	6,897.86	2,964,072				2,964,072
000	MMN X5239	AP	DEPT/CORRECTIONS INSPECTOR 3	6	6.00	144.00	7,097.00	1,021,968				1,021,968
000	MMN X5618	AP	INTERNAL AUDITOR 3	2	2.00	48.00	8,332.00	399,936				399,936
000	MMN X6779	AP	CORRECTIONAL LIEUTENANT	5	5.00	120.00	6,773.60	812,832				812,832
000	MMN X7004	AP	PRINCIPAL EXECUTIVE/MANAGER C	2	2.00	48.00	7,208.00	345,984				345,984
119	MMN X7006	AP	PRINCIPAL EXECUTIVE/MANAGER D		.00	.00	5,937.00					
116	MMN X7006	IP	PRINCIPAL EXECUTIVE/MANAGER D		.00	.00	6,862.00					
116	MMN X7008	IP	PRINCIPAL EXECUTIVE/MANAGER E		.00	.00	7,561.00					
113	MMN X7010	AP	PRINCIPAL EXECUTIVE/MANAGER F	1	1.00	24.00	7,208.00		172,992			172,992
116	MMN X7012	IP	PRINCIPAL EXECUTIVE/MANAGER G		.00	.00	10,121.00					

PKG	CLASS	COMP	DESCRIPTION	POS CNT	FTE	MOS	AVERAGE RATE	GF SAL	OF SAL	FF SAL	LF SAL	AF SAL
000	MMS	X0113	AP SUPPORT SERVICES SUPERVISOR 2	1	1.00	24.00	4,885.00	117,240				117,240
000	MMS	X0114	AP SUPPORT SERVICES SUPERVISOR 3	1	1.00	24.00	5,382.00	129,168				129,168
000	MMS	X0119	AP EXECUTIVE SUPPORT SPECIALIST 2	11	11.00	264.00	4,500.54	1,188,144				1,188,144
000	MMS	X0805	AP OFFICE MANAGER 1	2	2.00	48.00	4,885.00	234,480				234,480
000	MMS	X0833	AP SUPV EXECUTIVE ASSISTANT	7	7.00	168.00	6,455.57	1,084,536				1,084,536
000	MMS	X0872	AP OPERATIONS & POLICY ANALYST 3	1	1.00	24.00	7,942.00	190,608				190,608
000	MMS	X3269	AP CONSTRUCTION PROJECT MANAGER 3	1	1.00	24.00	8,740.00	209,760				209,760
000	MMS	X4046	AP MAINTENANCE & OPERATIONS SUPV	8	8.00	192.00	6,479.25	1,244,016				1,244,016
115	MMS	X6241	AP NURSE MANAGER	12	12.00	288.00	10,259.69	3,010,416				3,010,416
111	MMS	X6779	AP CORRECTIONAL LIEUTENANT	108	108.00	2592.00	6,989.09	18,154,296				18,154,296
000	MMS	X6780	AP CORRECTIONAL CAPTAIN	48	48.00	1152.00	8,385.16	9,659,712				9,659,712
000	MMS	X7000	AP PRINCIPAL EXECUTIVE/MANAGER A	1	1.00	24.00	5,937.00	142,488				142,488
000	MMS	X7002	AP PRINCIPAL EXECUTIVE/MANAGER B	17	17.00	408.00	5,957.35	2,430,600				2,430,600
101	MMS	X7004	AP PRINCIPAL EXECUTIVE/MANAGER C	41	41.00	984.00	6,935.00	6,681,336	172,992			6,854,328
109	MMS	X7006	AP PRINCIPAL EXECUTIVE/MANAGER D	37	37.00	888.00	7,804.42	6,975,144				6,975,144
000	MMS	X7006	IP PRINCIPAL EXECUTIVE/MANAGER D	1	1.00	24.00	9,642.00	231,408				231,408
119	MMS	X7008	AP PRINCIPAL EXECUTIVE/MANAGER E	27	27.00	648.00	8,727.58	5,540,136	220,248			5,760,384
000	MMS	X7008	IP PRINCIPAL EXECUTIVE/MANAGER E	4	4.00	96.00	10,615.00	1,019,040				1,019,040
000	MMS	X7010	AA PRINCIPAL EXECUTIVE/MANAGER F	1	1.00	24.00	0.00					
109	MMS	X7010	AP PRINCIPAL EXECUTIVE/MANAGER F	40	40.00	960.00	9,897.46	9,566,112				9,566,112
107	MMS	X7010	IP PRINCIPAL EXECUTIVE/MANAGER F	1	1.00	24.00	10,014.00	280,704				280,704
121	MNNNZ	7514	AP CORRECTIONS PHYSICIAN SPECIALI	21	20.50	492.00	19,916.73	9,977,748				9,977,748
000	MNSNZ	7511	AP SUPERVISING DENTIST A	1	1.00	24.00	9,642.00	231,408				231,408
000	MNSNZ	7519	AP CLINCIAL DIRECTOR	1	1.00	24.00	23,120.00	554,880				554,880
				4630	4605.86	110540.18	6,038.38	665,715,477	9,185,858			674,901,335

REPORT: DETAIL LISTING BY SUMMARY XREF AGENCY

2019-21

PROD FILE

AGENCY: 29100 DEPT OF CORRECTIONS

PICS SYSTEM: BUDGET PREPARATION

SUMMARY XREF: 003-00-00 101 Operations Division

POSITION NUMBER	AUTH NO	ORG STRUC	F POS PKG Y TYP	CLASS COMP	S T POS RNG P	FTE	BUDGET RATE	MOS	GF SAL	OF SAL	FF SAL	LF SAL	T R K
1900005	001321590	003-40-03-00000	101 0 PF CP	C0104 AP	15 02	.00	3,305.00	.00					
EST DATE: 2019/07/01 EXP DATE: 9999/01/01													
1900006	001321600	003-21-03-00000	101 0 PF CP	C0104 AP	15 02	.00	3,305.00	.00					
EST DATE: 2019/07/01 EXP DATE: 9999/01/01													
1900007	001321610	003-21-03-00000	101 0 PF CP	C0104 AP	15 02	.00	3,305.00	.00					
EST DATE: 2019/07/01 EXP DATE: 9999/01/01													
1900008	001321620	003-22-03-00000	101 0 PF CP	C0104 AP	15 02	.00	3,305.00	.00					
EST DATE: 2019/07/01 EXP DATE: 9999/01/01													
1900010	001321640	003-21-03-00000	101 0 PF CP	C6783 AP	25 02	.00	5,192.00	.00					
EST DATE: 2019/07/01 EXP DATE: 9999/01/01													
1900011	001321650	003-22-03-00000	101 0 PF CP	C6783 AP	25 02	.00	5,192.00	.00					
EST DATE: 2019/07/01 EXP DATE: 9999/01/01													
1900012	001321660	003-24-03-00000	101 0 PF AAONC	C6783 AP	25 02	.00	5,192.00	.00					
EST DATE: 2019/07/01 EXP DATE: 9999/01/01													
1900013	001321670	003-26-03-00000	101 0 PF AAONC	C6783 AP	25 02	.00	5,192.00	.00					
EST DATE: 2019/07/01 EXP DATE: 9999/01/01													
1900014	001321680	003-26-03-00000	101 0 PF AAONC	C6783 AP	25 02	.00	5,192.00	.00					
EST DATE: 2019/07/01 EXP DATE: 9999/01/01													
1900015	001321690	003-35-03-00000	101 0 PF AAONC	C6783 AP	25 02	.00	5,192.00	.00					
EST DATE: 2019/07/01 EXP DATE: 9999/01/01													
1900016	001321700	003-40-03-00000	101 0 PF CP	C6783 AP	25 02	.00	5,192.00	.00					
EST DATE: 2019/07/01 EXP DATE: 9999/01/01													
1900017	001321710	003-55-03-00000	101 0 PF AAONC	C6783 AP	25 02	.00	5,192.00	.00					
EST DATE: 2019/07/01 EXP DATE: 9999/01/01													
1900018	001321720	003-70-03-00000	101 0 PF AAONC	C6783 AP	25 02	.00	5,192.00	.00					
EST DATE: 2019/07/01 EXP DATE: 9999/01/01													
1900140	001327650	003-21-03-00000	101 0 PF CP	C6783 AP	25 02	.00	5,192.00	.00					
EST DATE: 2019/07/01 EXP DATE: 9999/01/01													
101						.00		.00					

REPORT: DETAIL LISTING BY SUMMARY XREF AGENCY

2019-21

PROD FILE

AGENCY: 29100 DEPT OF CORRECTIONS

PICS SYSTEM: BUDGET PREPARATION

SUMMARY XREF: 003-00-00 111 Operations Division

POSITION NUMBER	AUTH NO	ORG STRUC	F POS PKG Y TYP	S CLASS COMP	T POS RNG P	FTE	BUDGET RATE	MOS	GF SAL	OF SAL	FF SAL	LF SAL	T R K
1900022	001321770	003-65-60-00000	111 0 PF	AAOSC6775 AP	18 02	.00	4,354.00	.00					
EST DATE: 2019/07/01 EXP DATE: 9999/01/01													
1900023	001321780	003-65-60-00000	111 0 PF	AAOSC6775 AP	18 02	.00	4,354.00	.00					
EST DATE: 2019/07/01 EXP DATE: 9999/01/01													
1900024	001321790	003-65-60-00000	111 0 PF	AAOSC6775 AP	18 02	.00	4,354.00	.00					
EST DATE: 2019/07/01 EXP DATE: 9999/01/01													
1900025	001335060	003-65-60-00000	111 0 PF	AAOSC6775 AP	18 02	.00	4,354.00	.00					
EST DATE: 2019/07/01 EXP DATE: 9999/01/01													
1900026	001321800	003-65-60-00000	111 0 PF	AAOSC6775 AP	18 02	.00	4,354.00	.00					
EST DATE: 2019/07/01 EXP DATE: 9999/01/01													
1900027	001321740	003-65-60-00000	111 0 PP	AAOSC6775 AP	18 02	.00	4,354.00	.00					
EST DATE: 2019/07/01 EXP DATE: 9999/01/01													
1900028	001322210	003-65-60-00000	111 0 PF	AAOSC6775 AP	18 02	.00	4,354.00	.00					
EST DATE: 2019/07/01 EXP DATE: 9999/01/01													
1900029	001322490	003-65-60-00000	111 0 PF	AAOSC6775 AP	18 02	.00	4,354.00	.00					
EST DATE: 2019/07/01 EXP DATE: 9999/01/01													
1900030	001322790	003-65-60-00000	111 0 PF	AAOSC6775 AP	18 02	.00	4,354.00	.00					
EST DATE: 2019/07/01 EXP DATE: 9999/01/01													
1900031	001322870	003-65-60-00000	111 0 PP	AAOSC6775 AP	18 02	.00	4,354.00	.00					
EST DATE: 2019/07/01 EXP DATE: 9999/01/01													
1900032	001322890	003-65-60-00000	111 0 PF	AAOSC6775 AP	18 02	.00	4,354.00	.00					
EST DATE: 2019/07/01 EXP DATE: 9999/01/01													
1900033	001322910	003-65-60-00000	111 0 PF	AAOSC6775 AP	18 02	.00	4,354.00	.00					
EST DATE: 2019/07/01 EXP DATE: 9999/01/01													
1900034	001322920	003-65-60-00000	111 0 PF	AAOSC6775 AP	18 02	.00	4,354.00	.00					
EST DATE: 2019/07/01 EXP DATE: 9999/01/01													
1900035	001322940	003-65-60-00000	111 0 PP	AAOSC6775 AP	18 02	.00	4,354.00	.00					
EST DATE: 2019/07/01 EXP DATE: 9999/01/01													
1900036	001322960	003-65-60-00000	111 0 PF	AAOSC6775 AP	18 02	.00	4,354.00	.00					
EST DATE: 2019/07/01 EXP DATE: 9999/01/01													
1900037	001322970	003-65-60-00000	111 0 PP	AAOSC6775 AP	18 02	.00	4,354.00	.00					
EST DATE: 2019/07/01 EXP DATE: 9999/01/01													

12/18/18 REPORT NO.: PPDPLWSBUD
 REPORT: DETAIL LISTING BY SUMMARY XREF AGENCY
 AGENCY: 29100 DEPT OF CORRECTIONS
 SUMMARY XREF: 003-00-00 111 Operations Division

DEPT. OF ADMIN. SVCS. -- PPDB PICS SYSTEM

PAGE 3
 2019-21
 PROD FILE
 PICS SYSTEM: BUDGET PREPARATION

POSITION NUMBER	AUTH NO	ORG STRUC	F POS PKG Y TYP	CLASS COMP	RNG P	S T POS CNT	FTE	BUDGET RATE	MOS	GF SAL	OF SAL	FF SAL	LF SAL	T R K
1900038	001322990	003-65-60-00000	111 0 PF	AAOSC6775 AP	18 02		.00	4,354.00	.00					
EST DATE: 2019/07/01 EXP DATE: 9999/01/01														
1900039	001323010	003-65-60-00000	111 0 PP	AAOSC6775 AP	18 02		.00	4,354.00	.00					
EST DATE: 2019/07/01 EXP DATE: 9999/01/01														
1900040	001323020	003-65-07-00000	111 0 PF	AAONC9120 AP	18 02		.00	3,769.00	.00					
EST DATE: 2019/07/01 EXP DATE: 9999/01/01														
1900041	001323030	003-65-60-00000	111 0 PF	MMS X6779 AP	28 02		.00	5,382.00	.00					
EST DATE: 2019/07/01 EXP DATE: 9999/01/01														
111							.00		.00					

REPORT: DETAIL LISTING BY SUMMARY XREF AGENCY

2019-21

PROD FILE

AGENCY: 29100 DEPT OF CORRECTIONS

PICS SYSTEM: BUDGET PREPARATION

SUMMARY XREF: 003-00-00 112 Operations Division

POSITION NUMBER	AUTH NO	ORG STRUC	F POS PKG Y TYP	CLASS COMP	S T POS RNG P	CNT	FTE	BUDGET RATE	MOS	GF SAL	OF SAL	FF SAL	LF SAL	T R K
1900046	001321820	003-55-60-00000	112 0 PF	AAOSC6775 AP	18 02	1	1.00	4,354.00	24.00	104,496				
EST DATE: 2019/07/01 EXP DATE: 9999/01/01														
1900047	001321830	003-55-60-00000	112 0 PF	AAOSC6775 AP	18 02	1	1.00	4,354.00	24.00	104,496				
EST DATE: 2019/07/01 EXP DATE: 9999/01/01														
1900048	001321840	003-55-60-00000	112 0 PF	AAOSC6775 AP	18 02	1	1.00	4,354.00	24.00	104,496				
EST DATE: 2019/07/01 EXP DATE: 9999/01/01														
1900049	001321850	003-55-60-00000	112 0 PF	AAOSC6775 AP	18 02	1	1.00	4,354.00	24.00	104,496				
EST DATE: 2019/07/01 EXP DATE: 9999/01/01														
1900050	001321860	003-55-60-00000	112 0 PF	AAOSC6775 AP	18 02	1	1.00	4,354.00	24.00	104,496				
EST DATE: 2019/07/01 EXP DATE: 9999/01/01														
1900051	001321870	003-55-60-00000	112 0 PF	AAOSC6775 AP	18 02	1	1.00	4,354.00	24.00	104,496				
EST DATE: 2019/07/01 EXP DATE: 9999/01/01														
1900052	001321880	003-55-60-00000	112 0 PF	AAOSC6775 AP	18 02	1	1.00	4,354.00	24.00	104,496				
EST DATE: 2019/07/01 EXP DATE: 9999/01/01														
1900053	001321890	003-55-60-00000	112 0 PF	AAOSC6775 AP	18 02	1	1.00	4,354.00	24.00	104,496				
EST DATE: 2019/07/01 EXP DATE: 9999/01/01														
1900053	001321900	003-55-60-00000	112 0 PF	AAOSC6775 AP	18 02		.00	4,354.00	.00					
EST DATE: 2019/07/01 EXP DATE: 9999/01/01														
1900054	001321910	003-55-60-00000	112 0 PF	AAOSC6775 AP	18 02	1	1.00	4,354.00	24.00	104,496				
EST DATE: 2019/07/01 EXP DATE: 9999/01/01														
1900055	001321920	003-55-60-00000	112 0 PF	AAOSC6775 AP	18 02	1	1.00	4,354.00	24.00	104,496				
EST DATE: 2019/07/01 EXP DATE: 9999/01/01														
1900056	001321930	003-55-60-00000	112 0 PF	AAOSC6775 AP	18 02	1	1.00	4,354.00	24.00	104,496				
EST DATE: 2019/07/01 EXP DATE: 9999/01/01														
1900057	001321940	003-55-60-00000	112 0 PF	AAOSC6775 AP	18 02	1	1.00	4,354.00	24.00	104,496				
EST DATE: 2019/07/01 EXP DATE: 9999/01/01														
1900058	001321950	003-55-60-00000	112 0 PF	AAOSC6775 AP	18 02		.00	4,354.00	.00					
EST DATE: 2019/07/01 EXP DATE: 9999/01/01														
1900059	001321960	003-55-60-00000	112 0 PF	AAOSC6775 AP	18 02		.00	4,354.00	.00					
EST DATE: 2019/07/01 EXP DATE: 9999/01/01														
1900060	001321970	003-55-60-00000	112 0 PF	AAOSC6775 AP	18 02		.00	4,354.00	.00					
EST DATE: 2019/07/01 EXP DATE: 9999/01/01														

REPORT: DETAIL LISTING BY SUMMARY XREF AGENCY

2019-21

PROD FILE

AGENCY: 29100 DEPT OF CORRECTIONS

PICS SYSTEM: BUDGET PREPARATION

SUMMARY XREF: 003-00-00 112 Operations Division

POSITION NUMBER	AUTH NO	ORG STRUC	F POS PKG Y TYP	S CLASS COMP	T POS RNG P	FTE	BUDGET RATE	MOS	GF SAL	OF SAL	FF SAL	LF SAL	T R K
1900061	001321980	003-55-60-00000	112 0 PF	AAOSC6775 AP	18 02	.00	4,354.00	.00					
EST DATE: 2019/07/01 EXP DATE: 9999/01/01													
1900062	001321990	003-55-60-00000	112 0 PF	AAOSC6775 AP	18 02	.00	4,354.00	.00					
EST DATE: 2019/07/01 EXP DATE: 9999/01/01													
1900063	001322000	003-55-60-00000	112 0 PF	AAOSC6775 AP	18 02	.00	4,354.00	.00					
EST DATE: 2019/07/01 EXP DATE: 9999/01/01													
1900064	001322010	003-55-60-00000	112 0 PF	AAOSC6775 AP	18 02	.00	4,354.00	.00					
EST DATE: 2019/07/01 EXP DATE: 9999/01/01													
1900065	001322020	003-55-60-00000	112 0 PF	AAOSC6775 AP	18 02	.00	4,354.00	.00					
EST DATE: 2019/07/01 EXP DATE: 9999/01/01													
1900066	001322030	003-55-60-00000	112 0 PP	AAOSC6775 AP	18 02	.00	4,354.00	.00					
EST DATE: 2019/07/01 EXP DATE: 9999/01/01													
1900067	001322050	003-26-60-00000	112 0 PF	AAOSC6775 AP	18 02	.00	4,354.00	.00					
EST DATE: 2019/07/01 EXP DATE: 9999/01/01													
1900068	001322080	003-26-60-00000	112 0 PF	AAOSC6775 AP	18 02	.00	4,354.00	.00					
EST DATE: 2019/07/01 EXP DATE: 9999/01/01													
1900069	001322090	003-26-60-00000	112 0 PF	AAOSC6775 AP	18 02	.00	4,354.00	.00					
EST DATE: 2019/07/01 EXP DATE: 9999/01/01													
1900070	001322100	003-26-60-00000	112 0 PP	AAOSC6775 AP	18 02	.00	4,354.00	.00					
EST DATE: 2019/07/01 EXP DATE: 9999/01/01													
1900071	001322120	003-65-60-00000	112 0 PF	AAOSC6775 AP	18 02	.00	4,354.00	.00					
EST DATE: 2019/07/01 EXP DATE: 9999/01/01													
1900072	001322140	003-65-60-00000	112 0 PF	AAOSC6775 AP	18 02	.00	4,354.00	.00					
EST DATE: 2019/07/01 EXP DATE: 9999/01/01													
1900073	001322150	003-65-60-00000	112 0 PF	AAOSC6775 AP	18 02	.00	4,354.00	.00					
EST DATE: 2019/07/01 EXP DATE: 9999/01/01													
1900074	001322160	003-65-60-00000	112 0 PP	AAOSC6775 AP	18 02	.00	4,354.00	.00					
EST DATE: 2019/07/01 EXP DATE: 9999/01/01													
1900075	001322350	003-60-60-00000	112 0 PF	AAOSC6775 AP	18 02	.00	4,354.00	.00					
EST DATE: 2019/07/01 EXP DATE: 9999/01/01													
1900076	001322360	003-60-60-00000	112 0 PF	AAOSC6775 AP	18 02	.00	4,354.00	.00					
EST DATE: 2019/07/01 EXP DATE: 9999/01/01													

REPORT: DETAIL LISTING BY SUMMARY XREF AGENCY

2019-21

PROD FILE

AGENCY: 29100 DEPT OF CORRECTIONS

PICS SYSTEM: BUDGET PREPARATION

SUMMARY XREF: 003-00-00 112 Operations Division

POSITION NUMBER	AUTH NO	ORG STRUC	F POS PKG Y TYP	S CLASS COMP	T POS RNG P	FTE	BUDGET RATE	MOS	GF SAL	OF SAL	FF SAL	LF SAL	T R K
1900077	001322370	003-60-60-00000	112 0 PF	AAOSC6775 AP	18 02	.00	4,354.00	.00					
EST DATE: 2019/07/01 EXP DATE: 9999/01/01													
1900078	001322380	003-60-60-00000	112 0 PF	AAOSC6775 AP	18 02	.00	4,354.00	.00					
EST DATE: 2019/07/01 EXP DATE: 9999/01/01													
1900079	001322390	003-60-60-00000	112 0 PF	AAOSC6775 AP	18 02	.00	4,354.00	.00					
EST DATE: 2019/07/01 EXP DATE: 9999/01/01													
1900080	001322410	003-60-60-00000	112 0 PP	AAOSC6775 AP	18 02	.00	4,354.00	.00					
EST DATE: 2019/07/01 EXP DATE: 9999/01/01													
1900081	001322420	003-40-60-00000	112 0 PF	CS C6775 AP	17 02	.00	4,657.00	.00					
EST DATE: 2019/07/01 EXP DATE: 9999/01/01													
1900082	001322440	003-40-60-00000	112 0 PP	CS C6775 AP	17 02	.00	4,657.00	.00					
EST DATE: 2019/07/01 EXP DATE: 9999/01/01													
1900083	001322470	003-30-60-00000	112 0 PF	CS C6775 AP	17 02	.00	4,657.00	.00					
EST DATE: 2019/07/01 EXP DATE: 9999/01/01													
1900084	001322480	003-30-60-00000	112 0 PF	CS C6775 AP	17 02	.00	4,657.00	.00					
EST DATE: 2019/07/01 EXP DATE: 9999/01/01													
1900085	001322500	003-30-60-00000	112 0 PF	CS C6775 AP	17 02	.00	4,657.00	.00					
EST DATE: 2019/07/01 EXP DATE: 9999/01/01													
1900086	001322510	003-30-60-00000	112 0 PF	CS C6775 AP	17 02	.00	4,657.00	.00					
EST DATE: 2019/07/01 EXP DATE: 9999/01/01													
1900087	001322520	003-30-60-00000	112 0 PF	CS C6775 AP	17 02	.00	4,657.00	.00					
EST DATE: 2019/07/01 EXP DATE: 9999/01/01													
1900087	001322550	003-30-60-00000	112 0 PF	CS C6775 AP	17 02	.00	4,657.00	.00					
EST DATE: 2019/07/01 EXP DATE: 9999/01/01													
1900088	001322560	003-30-60-00000	112 0 PF	CS C6775 AP	17 02	.00	4,657.00	.00					
EST DATE: 2019/07/01 EXP DATE: 9999/01/01													
1900089	001322570	003-30-60-00000	112 0 PF	CS C6775 AP	17 02	.00	4,657.00	.00					
EST DATE: 2019/07/01 EXP DATE: 9999/01/01													
1900090	001322580	003-30-60-00000	112 0 PF	CS C6775 AP	17 02	.00	4,657.00	.00					
EST DATE: 2019/07/01 EXP DATE: 9999/01/01													
1900091	001322590	003-30-60-00000	112 0 PF	CS C6775 AP	17 02	.00	4,657.00	.00					
EST DATE: 2019/07/01 EXP DATE: 9999/01/01													

REPORT: DETAIL LISTING BY SUMMARY XREF AGENCY

2019-21

PROD FILE

AGENCY: 29100 DEPT OF CORRECTIONS

PICS SYSTEM: BUDGET PREPARATION

SUMMARY XREF: 003-00-00 112 Operations Division

POSITION NUMBER	AUTH NO	ORG STRUC	F POS PKG Y TYP	CLASS COMP	S T POS RNG P	FTE	BUDGET RATE	MOS	GF SAL	OF SAL	FF SAL	LF SAL	T R K
1900092	001322600	003-30-60-00000	112 0 PF	CS C6775 AP	17 02	.00	4,657.00	.00					
EST DATE: 2019/07/01 EXP DATE: 9999/01/01													
1900093	001322610	003-30-60-00000	112 0 PF	CS C6775 AP	17 02	.00	4,657.00	.00					
EST DATE: 2019/07/01 EXP DATE: 9999/01/01													
1900094	001322630	003-30-60-00000	112 0 PF	CS C6775 AP	17 02	.00	4,657.00	.00					
EST DATE: 2019/07/01 EXP DATE: 9999/01/01													
1900095	001322640	003-30-60-00000	112 0 PF	CS C6775 AP	17 02	.00	4,657.00	.00					
EST DATE: 2019/07/01 EXP DATE: 9999/01/01													
1900096	001322650	003-30-60-00000	112 0 PP	CS C6775 AP	17 02	.00	4,657.00	.00					
EST DATE: 2019/07/01 EXP DATE: 9999/01/01													
1900097	001322660	003-80-60-00000	112 0 PF	AAOSC6775 AP	18 02	.00	4,354.00	.00					
EST DATE: 2019/07/01 EXP DATE: 9999/01/01													
1900098	001322670	003-80-60-00000	112 0 PF	AAOSC6775 AP	18 02	.00	4,354.00	.00					
EST DATE: 2019/07/01 EXP DATE: 9999/01/01													
1900099	001322680	003-80-60-00000	112 0 PF	AAOSC6775 AP	18 02	.00	4,354.00	.00					
EST DATE: 2019/07/01 EXP DATE: 9999/01/01													
1900100	001322690	003-80-60-00000	112 0 PF	AAOSC6775 AP	18 02	.00	4,354.00	.00					
EST DATE: 2019/07/01 EXP DATE: 9999/01/01													
1900101	001322700	003-80-60-00000	112 0 PF	AAOSC6775 AP	18 02	.00	4,354.00	.00					
EST DATE: 2019/07/01 EXP DATE: 9999/01/01													
1900102	001322720	003-80-60-00000	112 0 PF	AAOSC6775 AP	18 02	.00	4,354.00	.00					
EST DATE: 2019/07/01 EXP DATE: 9999/01/01													
1900103	001322740	003-80-60-00000	112 0 PF	AAOSC6775 AP	18 02	.00	4,354.00	.00					
EST DATE: 2019/07/01 EXP DATE: 9999/01/01													
1900104	001322750	003-80-60-00000	112 0 PF	AAOSC6775 AP	18 02	.00	4,354.00	.00					
EST DATE: 2019/07/01 EXP DATE: 9999/01/01													
1900105	001322760	003-80-60-00000	112 0 PF	AAOSC6775 AP	18 02	.00	4,354.00	.00					
EST DATE: 2019/07/01 EXP DATE: 9999/01/01													
1900106	001322770	003-80-60-00000	112 0 PF	AAOSC6775 AP	18 02	.00	4,354.00	.00					
EST DATE: 2019/07/01 EXP DATE: 9999/01/01													
1900107	001322780	003-80-60-00000	112 0 PF	AAOSC6775 AP	18 02	.00	4,354.00	.00					
EST DATE: 2019/07/01 EXP DATE: 9999/01/01													

REPORT: DETAIL LISTING BY SUMMARY XREF AGENCY

2019-21

PROD FILE

AGENCY: 29100 DEPT OF CORRECTIONS

PICS SYSTEM: BUDGET PREPARATION

SUMMARY XREF: 003-00-00 112 Operations Division

POSITION NUMBER	AUTH NO	ORG STRUC	F POS PKG Y TYP	S CLASS COMP	T POS RNG P	FTE	BUDGET RATE	MOS	GF SAL	OF SAL	FF SAL	LF SAL	T R K
1900108	001322800	003-80-60-00000	112 0 PF	AAOSC6775 AP	18 02	.00	4,354.00	.00					
EST DATE: 2019/07/01 EXP DATE: 9999/01/01													
1900109	001322810	003-80-60-00000	112 0 PF	AAOSC6775 AP	18 02	.00	4,354.00	.00					
EST DATE: 2019/07/01 EXP DATE: 9999/01/01													
1900110	001322820	003-80-60-00000	112 0 PF	AAOSC6775 AP	18 02	.00	4,354.00	.00					
EST DATE: 2019/07/01 EXP DATE: 9999/01/01													
1900111	001322830	003-80-60-00000	112 0 PF	AAOSC6775 AP	18 02	.00	4,354.00	.00					
EST DATE: 2019/07/01 EXP DATE: 9999/01/01													
1900112	001322840	003-80-60-00000	112 0 PF	AAOSC6775 AP	18 02	.00	4,354.00	.00					
EST DATE: 2019/07/01 EXP DATE: 9999/01/01													
1900113	001322850	003-80-60-00000	112 0 PF	AAOSC6775 AP	18 02	.00	4,354.00	.00					
EST DATE: 2019/07/01 EXP DATE: 9999/01/01													
1900114	001322860	003-80-60-00000	112 0 PP	AAOSC6775 AP	18 02	.00	4,354.00	.00					
EST DATE: 2019/07/01 EXP DATE: 9999/01/01													
1900115	001323300	003-45-60-00000	112 0 PF	AAOSC6775 AP	18 02	.00	4,354.00	.00					
EST DATE: 2019/07/01 EXP DATE: 9999/01/01													
1900116	001323310	003-45-60-00000	112 0 PF	AAOSC6775 AP	18 02	.00	4,354.00	.00					
EST DATE: 2019/07/01 EXP DATE: 9999/01/01													
1900117	001323320	003-45-60-00000	112 0 PF	AAOSC6775 AP	18 02	.00	4,354.00	.00					
EST DATE: 2019/07/01 EXP DATE: 9999/01/01													
1900118	001323330	003-45-60-00000	112 0 PF	AAOSC6775 AP	18 02	.00	4,354.00	.00					
EST DATE: 2019/07/01 EXP DATE: 9999/01/01													
1900119	001323340	003-45-60-00000	112 0 PF	AAOSC6775 AP	18 02	.00	4,354.00	.00					
EST DATE: 2019/07/01 EXP DATE: 9999/01/01													
1900120	001323350	003-45-60-00000	112 0 PF	AAOSC6775 AP	18 02	.00	4,354.00	.00					
EST DATE: 2019/07/01 EXP DATE: 9999/01/01													
1900121	001323360	003-45-60-00000	112 0 PF	AAOSC6775 AP	18 02	.00	4,354.00	.00					
EST DATE: 2019/07/01 EXP DATE: 9999/01/01													
1900122	001323370	003-45-60-00000	112 0 PF	AAOSC6775 AP	18 02	.00	4,354.00	.00					
EST DATE: 2019/07/01 EXP DATE: 9999/01/01													
1900123	001323380	003-45-60-00000	112 0 PF	AAOSC6775 AP	18 02	.00	4,354.00	.00					
EST DATE: 2019/07/01 EXP DATE: 9999/01/01													

12/18/18 REPORT NO.: PPDPLWSBUD
 REPORT: DETAIL LISTING BY SUMMARY XREF AGENCY
 AGENCY: 29100 DEPT OF CORRECTIONS
 SUMMARY XREF: 003-00-00 112 Operations Division

DEPT. OF ADMIN. SVCS. -- PPDB PICS SYSTEM

PAGE 9
 2019-21
 PROD FILE
 PICS SYSTEM: BUDGET PREPARATION

POSITION NUMBER	AUTH NO	ORG STRUC	F POS PKG Y TYP	CLASS COMP	S T POS CNT	RNG P	FTE	BUDGET RATE	MOS	GF SAL	OF SAL	FF SAL	LF SAL	T R K
1900124	001323390	003-45-60-00000	112 0 PF	AAOSC6775 AP	18 02		.00	4,354.00	.00					
EST DATE: 2019/07/01 EXP DATE: 9999/01/01														
1900125	001323400	003-45-60-00000	112 0 PF	AAOSC6775 AP	18 02		.00	4,354.00	.00					
EST DATE: 2019/07/01 EXP DATE: 9999/01/01														
1900126	001323410	003-45-60-00000	112 0 PF	AAOSC6775 AP	18 02		.00	4,354.00	.00					
EST DATE: 2019/07/01 EXP DATE: 9999/01/01														
1900127	001323420	003-45-60-00000	112 0 PP	AAOSC6775 AP	18 02		.00	4,354.00	.00					
EST DATE: 2019/07/01 EXP DATE: 9999/01/01														
			112			12	12.00		288.00	1,253,952				

REPORT: DETAIL LISTING BY SUMMARY XREF AGENCY

2019-21

PROD FILE

AGENCY: 29100 DEPT OF CORRECTIONS

PICS SYSTEM: BUDGET PREPARATION

SUMMARY XREF: 003-00-00 113 Operations Division

POSITION NUMBER	AUTH NO	ORG STRUC	F POS PKG Y TYP	CLASS COMP	S T POS RNG P	CNT	FTE	BUDGET RATE	MOS	GF SAL	OF SAL	FF SAL	LF SAL	T R K
1900173	001328280	003-24-60-00000	113 0 PF	AAOSC6775 AP	18 02	1	1.00	4,354.00	24.00		104,496			
EST DATE: 2019/07/01 EXP DATE: 9999/01/01														
1900174	001328290	003-45-60-00000	113 0 PF	AAOSC6775 AP	18 02	1	1.00	4,354.00	24.00		104,496			
EST DATE: 2019/07/01 EXP DATE: 9999/01/01														
1900175	001328300	003-23-60-00000	113 0 PF	AAOSC6775 AP	18 02	1	1.00	4,354.00	24.00		104,496			
EST DATE: 2019/07/01 EXP DATE: 9999/01/01														
1900176	001328310	003-23-60-00000	113 0 PF	AAOSC6775 AP	18 02	1	1.00	4,354.00	24.00		104,496			
EST DATE: 2019/07/01 EXP DATE: 9999/01/01														
1900177	001328320	003-80-60-00000	113 0 PF	AAOSC6775 AP	18 02	1	1.00	4,354.00	24.00		104,496			
EST DATE: 2019/07/01 EXP DATE: 9999/01/01														
1900178	001328330	003-70-60-00000	113 0 PF	AAOSC6775 AP	18 02	1	1.00	4,354.00	24.00		104,496			
EST DATE: 2019/07/01 EXP DATE: 9999/01/01														
1900179	001328340	003-70-60-00000	113 0 PF	AAOSC6775 AP	18 02	1	1.00	4,354.00	24.00		104,496			
EST DATE: 2019/07/01 EXP DATE: 9999/01/01														
1900183	001328250	003-65-60-00000	113 0 PF	AAOSC6775 AP	18 02	1	1.00	4,354.00	24.00		104,496			
EST DATE: 2019/07/01 EXP DATE: 9999/01/01														
1900184	001328260	003-21-60-00000	113 0 PF	CS C6775 AP	17 02	1	1.00	4,657.00	24.00		111,768			
EST DATE: 2019/07/01 EXP DATE: 9999/01/01														
1900185	001328270	003-21-60-00000	113 0 PF	CS C6775 AP	17 02	1	1.00	4,657.00	24.00		111,768			
EST DATE: 2019/07/01 EXP DATE: 9999/01/01														
			113				10	10.00		240.00		1,059,504		

REPORT: DETAIL LISTING BY SUMMARY XREF AGENCY

2019-21

PROD FILE

AGENCY: 29100 DEPT OF CORRECTIONS

PICS SYSTEM: BUDGET PREPARATION

SUMMARY XREF: 003-00-00 120 Operations Division

POSITION NUMBER	AUTH NO	ORG STRUC	F POS	CLASS	COMP	RNG	S T POS P	CNT	FTE	BUDGET RATE	MOS	GF SAL	OF SAL	FF SAL	LF SAL	T R K
1900293	001329790	003-30-60-00000	120 0 PF	AAOSC6775	AP	18	02		.00	4,354.00	.00					
EST DATE: 2019/07/01 EXP DATE: 9999/01/01																
1900294	001329810	003-30-60-00000	120 0 PP	AAOSC6775	AP	18	02		.00	4,354.00	.00					
EST DATE: 2019/07/01 EXP DATE: 9999/01/01																
1900295	001329820	003-30-60-00000	120 0 PP	AAOSC6777	AP	21	02		.00	4,985.00	.00					
EST DATE: 2019/07/01 EXP DATE: 9999/01/01																
1900296	001329830	003-30-60-00000	120 0 PP	AAOSC6776	AP	19	02		.00	4,550.00	.00					
EST DATE: 2019/07/01 EXP DATE: 9999/01/01																
1900297	001329840	003-30-60-00000	120 0 PF	AAOSC6777	AP	21	02		.00	4,985.00	.00					
EST DATE: 2019/07/01 EXP DATE: 9999/01/01																
1900298	001329850	003-30-60-00000	120 0 PP	AAOSC6777	AP	21	02		.00	4,985.00	.00					
EST DATE: 2019/07/01 EXP DATE: 9999/01/01																
									120	.00	.00					

12/18/18 REPORT NO.: PPDPLWSBUD
 REPORT: DETAIL LISTING BY SUMMARY XREF AGENCY
 AGENCY: 29100 DEPT OF CORRECTIONS
 SUMMARY XREF: 003-00-00 123 Operations Division

DEPT. OF ADMIN. SVCS. -- PPDB PICS SYSTEM

PAGE 12
 2019-21
 PROD FILE
 PICS SYSTEM: BUDGET PREPARATION

POSITION NUMBER	AUTH NO	ORG STRUC	F POS PKG Y TYP	CLASS COMP	S T POS RNG P	CNT	FTE	BUDGET RATE	MOS	GF SAL	OF SAL	FF SAL	LF SAL	T R K
1900329	001330890	003-40-03-00000	123 0 PF CP	C6783 AP	25 02		.00	5,192.00	.00					
EST DATE: 2019/07/01 EXP DATE: 9999/01/01														
1900330	001330920	003-55-03-00000	123 0 PF CP	C6783 AP	25 02		.00	5,192.00	.00					
EST DATE: 2019/07/01 EXP DATE: 9999/01/01														
1900331	001330930	003-45-03-00000	123 0 PF CP	C6783 AP	25 02		.00	5,192.00	.00					
EST DATE: 2019/07/01 EXP DATE: 9999/01/01														
1900332	001330950	003-60-03-00000	123 0 PF CP	C6783 AP	25 02		.00	5,192.00	.00					
EST DATE: 2019/07/01 EXP DATE: 9999/01/01														
1900333	001330960	003-65-03-00000	123 0 PF CP	C6783 AP	25 02		.00	5,192.00	.00					
EST DATE: 2019/07/01 EXP DATE: 9999/01/01														
1900334	001330980	003-80-03-00000	123 0 PF CP	C6783 AP	25 02		.00	5,192.00	.00					
EST DATE: 2019/07/01 EXP DATE: 9999/01/01														
1900416	001331690	003-80-03-00000	123 0 PF CP	C6783 AP	25 02		.00	5,192.00	.00					
EST DATE: 2019/07/01 EXP DATE: 9999/01/01														
123							.00		.00					
							22	22.00		528.00	1,253,952	1,059,504		

12/18/18 REPORT NO.: PPDPLWSBUD
REPORT: DETAIL LISTING BY SUMMARY XREF AGENCY
AGENCY: 29100 DEPT OF CORRECTIONS
SUMMARY XREF: 004-00-00 060 Central Administrati

DEPT. OF ADMIN. SVCS. -- PPDB PICS SYSTEM

PAGE 13
2019-21
PROD FILE
PICS SYSTEM: BUDGET PREPARATION

POSITION NUMBER	AUTH NO	ORG STRUC	F POS PKG Y TYP	CLASS COMP	S T RNG P	POS CNT	FTE	BUDGET RATE	MOS	GF SAL	OF SAL	FF SAL	LF SAL	T R K
1900004	001317390	004-15-01-00000	060 0 PF	MMN X0873 AP	32 02	1	1.00	6,542.00	24.00	157,008				
			EST DATE: 2019/07/01 EXP DATE: 9999/01/01											
			060			1	1.00		24.00	157,008				

12/18/18 REPORT NO.: PPDPLWSBUD
REPORT: DETAIL LISTING BY SUMMARY XREF AGENCY
AGENCY: 29100 DEPT OF CORRECTIONS
SUMMARY XREF: 004-00-00 090 Central Administrati

DEPT. OF ADMIN. SVCS. -- PPDB PICS SYSTEM

PAGE 14
2019-21
PROD FILE
PICS SYSTEM: BUDGET PREPARATION

POSITION NUMBER	AUTH NO	ORG STRUC	F POS PKG Y TYP	CLASS COMP	S T RNG P	POS CNT	FTE	BUDGET RATE	MOS	GF SAL	OF SAL	FF SAL	LF SAL	T R K
9902480	000761090	004-19-05-00000	090 0 PF	AAONC5237 AP	21 02	1-	1.00-	4,328.00	24.00-	103,872-				
			EST DATE: 2019/07/01 EXP DATE: 9999/01/01											
			090			1-	1.00-		24.00-	103,872-				

12/18/18 REPORT NO.: PPDPLWSBUD
 REPORT: DETAIL LISTING BY SUMMARY XREF AGENCY
 AGENCY: 29100 DEPT OF CORRECTIONS
 SUMMARY XREF: 004-00-00 105 Central Administrati

DEPT. OF ADMIN. SVCS. -- PPDB PICS SYSTEM

PAGE 15
 2019-21
 PROD FILE
 PICS SYSTEM: BUDGET PREPARATION

POSITION NUMBER	AUTH NO	ORG STRUC	F POS PKG Y TYP	CLASS COMP	S T RNG P	POS CNT	FTE	BUDGET RATE	MOS	GF SAL	OF SAL	FF SAL	LF SAL	T R K
1900151	001327790	004-15-01-00000	105 0 PF	AAONC1117 AP	26 02		.00	5,450.00	.00					
EST DATE: 2019/07/01 EXP DATE: 9999/01/01														
1900152	001327800	004-15-01-00000	105 0 PF	AAONC0872 AP	30 02		.00	6,606.00	.00					
EST DATE: 2019/07/01 EXP DATE: 9999/01/01														
1900153	001327810	004-15-03-00000	105 0 PF	MMN X0873 AP	32 02		.00	6,542.00	.00					
EST DATE: 2019/07/01 EXP DATE: 9999/01/01														
							105	.00	.00					

12/18/18 REPORT NO.: PPDPLWSBUD
REPORT: DETAIL LISTING BY SUMMARY XREF AGENCY
AGENCY: 29100 DEPT OF CORRECTIONS
SUMMARY XREF: 004-00-00 108 Central Administrati

DEPT. OF ADMIN. SVCS. -- PPDB PICS SYSTEM

PAGE 16
2019-21
PROD FILE
PICS SYSTEM: BUDGET PREPARATION

POSITION NUMBER	AUTH NO	ORG STRUC	F POS PKG Y TYP	CLASS COMP	S T POS RNG P CNT	FTE	BUDGET RATE	MOS	GF SAL	OF SAL	FF SAL	LF SAL	T R K
1900163	001328010	004-20-01-00000	108 0 PF	AAONC0871 AP	27 02	.00	5,703.00	.00					
EST DATE: 2019/07/01			EXP DATE: 9999/01/01										
			108			.00		.00					

12/18/18 REPORT NO.: PPDPLWSBUD
 REPORT: DETAIL LISTING BY SUMMARY XREF AGENCY
 AGENCY: 29100 DEPT OF CORRECTIONS
 SUMMARY XREF: 004-00-00 109 Central Administrati

DEPT. OF ADMIN. SVCS. -- PPDB PICS SYSTEM

PAGE 17
 2019-21
 PROD FILE
 PICS SYSTEM: BUDGET PREPARATION

POSITION NUMBER	AUTH NO	ORG STRUC	F POS	CLASS	COMP	RNG	P	S T	POS CNT	FTE	BUDGET RATE	MOS	GF SAL	OF SAL	FF SAL	LF SAL	T R K
1900165	001328030	004-20-01-00000	109 0 PF	MMN X0873	AP	32	02			.00	6,542.00	.00					
EST DATE: 2019/07/01 EXP DATE: 9999/01/01																	
1900166	001328040	004-20-01-00000	109 0 PF	AAONC0107	AP	17	02			.00	3,600.00	.00					
EST DATE: 2019/07/01 EXP DATE: 9999/01/01																	
										109	.00	.00					

12/18/18 REPORT NO.: PPDPLWSBUD
 REPORT: DETAIL LISTING BY SUMMARY XREF AGENCY
 AGENCY: 29100 DEPT OF CORRECTIONS
 SUMMARY XREF: 004-00-00 113 Central Administrati

DEPT. OF ADMIN. SVCS. -- PPDB PICS SYSTEM

PAGE 18
 2019-21
 PROD FILE
 PICS SYSTEM: BUDGET PREPARATION

POSITION NUMBER	AUTH NO	ORG STRUC	F POS PKG Y TYP	CLASS COMP	S T RNG P	POS CNT	FTE	BUDGET RATE	MOS	GF SAL	OF SAL	FF SAL	LF SAL	T R K
1900186	001328350	004-16-03-00000	113 0 PF	AAONC1216 AP	23 02	1	1.00	4,733.00	24.00		113,592			
EST DATE: 2019/07/01			EXP DATE: 9999/01/01											
			113			1	1.00		24.00		113,592			

12/18/18 REPORT NO.: PPDPLWSBUD
REPORT: DETAIL LISTING BY SUMMARY XREF AGENCY
AGENCY: 29100 DEPT OF CORRECTIONS
SUMMARY XREF: 004-00-00 114 Central Administrati

DEPT. OF ADMIN. SVCS. -- PPDB PICS SYSTEM

PAGE 19
2019-21
PROD FILE
PICS SYSTEM: BUDGET PREPARATION

POSITION NUMBER	AUTH NO	ORG STRUC	F POS PKG Y TYP	CLASS COMP	S T POS RNG P CNT	FTE	BUDGET RATE	MOS	GF SAL	OF SAL	FF SAL	LF SAL	T R K
1900187	001328360	004-16-10-00000	114 0 PF	AAONC0870 AP	23 02	.00	4,733.00	.00					
EST DATE: 2019/07/01 EXP DATE: 9999/01/01													
1900188	001328370	004-16-10-00000	114 0 PF	AAONC0870 AP	23 02	.00	4,733.00	.00					
EST DATE: 2019/07/01 EXP DATE: 9999/01/01													
			114			.00		.00					

12/18/18 REPORT NO.: PPDPLWSBUD
 REPORT: DETAIL LISTING BY SUMMARY XREF AGENCY
 AGENCY: 29100 DEPT OF CORRECTIONS
 SUMMARY XREF: 004-00-00 124 Central Administrati

DEPT. OF ADMIN. SVCS. -- PPDB PICS SYSTEM

PAGE 20

2019-21
 PROD FILE

PICS SYSTEM: BUDGET PREPARATION

POSITION NUMBER	AUTH NO	ORG STRUC	F POS PKG Y TYP	CLASS COMP	S T POS RNG P	CNT	FTE	BUDGET RATE	MOS	GF SAL	OF SAL	FF SAL	LF SAL	T R K
1900335	001331010	004-19-02-00000	124 0 PF	AAONC5238 AP	26 02		.00	5,450.00	.00					
EST DATE: 2019/07/01 EXP DATE: 9999/01/01														
1900336	001331020	004-19-02-00000	124 0 PF	AAONC5238 AP	26 02		.00	5,450.00	.00					
EST DATE: 2019/07/01 EXP DATE: 9999/01/01														
1900337	001331030	004-19-02-00000	124 0 PF	AAONC5238 AP	26 02		.00	5,450.00	.00					
EST DATE: 2019/07/01 EXP DATE: 9999/01/01														
1900338	001331040	004-19-02-00000	124 0 PF	AAONC5238 AP	26 02		.00	5,450.00	.00					
EST DATE: 2019/07/01 EXP DATE: 9999/01/01														
124							.00		.00					
							1	1.00	24.00	53,136	113,592			

12/18/18 REPORT NO.: PPDPLWSBUD
 REPORT: DETAIL LISTING BY SUMMARY XREF AGENCY
 AGENCY: 29100 DEPT OF CORRECTIONS
 SUMMARY XREF: 006-00-00 090 Administrative Servi

DEPT. OF ADMIN. SVCS. -- PPDB PICS SYSTEM

PAGE 21
 2019-21
 PROD FILE
 PICS SYSTEM: BUDGET PREPARATION

POSITION NUMBER	AUTH NO	ORG STRUC	F POS	CLASS	COMP	RNG	S T P	POS CNT	FTE	BUDGET RATE	MOS	GF SAL	OF SAL	FF SAL	LF SAL	T R K
0100155	000818130	006-06-04-00000	090 0 PF	AAONC1485	IP	26	02	1-	1.00-	5,008.00	24.00-	120,192-				
			EST DATE: 2019/07/01		EXP DATE: 9999/01/01											
			090					1-	1.00-		24.00-	120,192-				

12/18/18 REPORT NO.: PPDPLWSBUD
 REPORT: DETAIL LISTING BY SUMMARY XREF AGENCY
 AGENCY: 29100 DEPT OF CORRECTIONS
 SUMMARY XREF: 006-00-00 101 Administrative Servi

DEPT. OF ADMIN. SVCS. -- PPDB PICS SYSTEM

PAGE 22

2019-21 PROD FILE

PICS SYSTEM: BUDGET PREPARATION

POSITION NUMBER	AUTH NO	ORG STRUC	F POS PKG Y TYP	CLASS COMP	S T POS RNG P	CNT	FTE	BUDGET RATE	MOS	GF SAL	OF SAL	FF SAL	LF SAL	T R K
1900141	001327660	006-07-02-00000	101 0 PF	AAONC1339 AP	27 02		.00	5,703.00	.00					
EST DATE: 2019/07/01 EXP DATE: 9999/01/01														
1900142	001327670	006-07-02-00000	101 0 PF	AAONC1339 AP	27 02		.00	5,703.00	.00					
EST DATE: 2019/07/01 EXP DATE: 9999/01/01														
1900143	001327680	006-07-02-00000	101 0 PF	AAONC1339 AP	27 02		.00	5,703.00	.00					
EST DATE: 2019/07/01 EXP DATE: 9999/01/01														
1900144	001327710	006-07-02-00000	101 0 PF	AAONC1339 AP	27 02		.00	5,703.00	.00					
EST DATE: 2019/07/01 EXP DATE: 9999/01/01														
1900145	001327720	006-07-02-00000	101 0 PF	AAONC1338 AP	23 02		.00	4,733.00	.00					
EST DATE: 2019/07/01 EXP DATE: 9999/01/01														
1900146	001327730	006-07-02-00000	101 0 PF	AAONC1338 AP	23 02		.00	4,733.00	.00					
EST DATE: 2019/07/01 EXP DATE: 9999/01/01														
1900147	001327740	006-07-02-00000	101 0 PF	AAONC1338 AP	23 02		.00	4,733.00	.00					
EST DATE: 2019/07/01 EXP DATE: 9999/01/01														
1900148	001327750	006-07-02-00000	101 0 PF	AAONC1338 AP	23 02		.00	4,733.00	.00					
EST DATE: 2019/07/01 EXP DATE: 9999/01/01														
1900149	001327760	006-07-02-00000	101 0 PF	AAONC1338 AP	23 02		.00	4,733.00	.00					
EST DATE: 2019/07/01 EXP DATE: 9999/01/01														
1900150	001327780	006-07-02-00000	101 0 PF	MMS X7004 AP	28X 02		.00	5,127.00	.00					
EST DATE: 2019/07/01 EXP DATE: 9999/01/01														
101							.00		.00					

12/18/18 REPORT NO.: PPDPLWSBUD
 REPORT: DETAIL LISTING BY SUMMARY XREF AGENCY
 AGENCY: 29100 DEPT OF CORRECTIONS
 SUMMARY XREF: 006-00-00 107 Administrative Servi

DEPT. OF ADMIN. SVCS. -- PPDB PICS SYSTEM

PAGE 23
 2019-21
 PROD FILE
 PICS SYSTEM: BUDGET PREPARATION

POSITION NUMBER	AUTH NO	ORG STRUC	F POS PKG Y TYP	CLASS COMP	S T POS RNG P	POS CNT	FTE	BUDGET RATE	MOS	GF SAL	OF SAL	FF SAL	LF SAL	T R K
1900154	001327820	006-06-03-00000	107 0 PF	AAONC1488 IP	33 02		.00	6,480.00	.00					
EST DATE: 2019/07/01 EXP DATE: 9999/01/01														
1900155	001327830	006-06-03-00000	107 0 PF	AAONC1488 IP	33 02		.00	6,480.00	.00					
EST DATE: 2019/07/01 EXP DATE: 9999/01/01														
1900156	001327840	006-06-03-00000	107 0 PF	AAONC1488 IP	33 02		.00	6,480.00	.00					
EST DATE: 2019/07/01 EXP DATE: 9999/01/01														
1900157	001327850	006-06-03-00000	107 0 PF	AAONC1487 IP	31 02		.00	5,942.00	.00					
EST DATE: 2019/07/01 EXP DATE: 9999/01/01														
1900158	001327860	006-06-03-00000	107 0 PF	AAONC1487 IP	31 02		.00	5,942.00	.00					
EST DATE: 2019/07/01 EXP DATE: 9999/01/01														
1900347	001327870	006-06-03-00000	107 0 LF	AAONC1488 IP	33 02		.00	6,480.00	.00					
EST DATE: 2019/07/01 EXP DATE: 2021/06/30														
1900348	001327890	006-06-03-00000	107 0 LF	AAONC1488 IP	33 02		.00	6,480.00	.00					
EST DATE: 2019/07/01 EXP DATE: 2021/06/30														
1900349	001327900	006-06-03-00000	107 0 LF	AAONC1487 IP	31 02		.00	5,942.00	.00					
EST DATE: 2019/07/01 EXP DATE: 2021/06/30														
1900350	001327920	006-06-03-00000	107 0 LF	AAONC1487 IP	31 02		.00	5,942.00	.00					
EST DATE: 2019/07/01 EXP DATE: 2021/06/30														
1900351	001327930	006-06-03-00000	107 0 LF	MMS X7010 IP	35X 02		.00	8,332.00	.00					
EST DATE: 2019/07/01 EXP DATE: 2021/06/30														
							107			.00			.00	

12/18/18 REPORT NO.: PPDPLWSBUD
 REPORT: DETAIL LISTING BY SUMMARY XREF AGENCY
 AGENCY: 29100 DEPT OF CORRECTIONS
 SUMMARY XREF: 006-00-00 108 Administrative Servi

DEPT. OF ADMIN. SVCS. -- PPDB PICS SYSTEM

2019-21

PICS SYSTEM: BUDGET PREPARATION

POSITION NUMBER	AUTH NO	ORG STRUC	F POS PKG Y TYP	CLASS COMP	S T RNG P	POS CNT	FTE	BUDGET RATE	MOS	GF SAL	OF SAL	FF SAL	LF SAL	T R K
1900159	001327950	006-06-04-00000	108 0 PF	AAONC1488 IP	33 02		.00	6,480.00	.00					
EST DATE: 2019/07/01 EXP DATE: 9999/01/01														
1900160	001327970	006-06-04-00000	108 0 PF	AAONC1487 IP	31 02		.00	5,942.00	.00					
EST DATE: 2019/07/01 EXP DATE: 9999/01/01														
1900161	001327980	006-06-03-00000	108 0 PF	AAONC1487 IP	31 02		.00	5,942.00	.00					
EST DATE: 2019/07/01 EXP DATE: 9999/01/01														
1900162	001327990	006-06-03-00000	108 0 PF	AAONC1487 IP	31 02		.00	5,942.00	.00					
EST DATE: 2019/07/01 EXP DATE: 9999/01/01														
108							.00		.00					

12/18/18 REPORT NO.: PPDPLWSBUD
 REPORT: DETAIL LISTING BY SUMMARY XREF AGENCY
 AGENCY: 29100 DEPT OF CORRECTIONS
 SUMMARY XREF: 006-00-00 109 Administrative Servi

DEPT. OF ADMIN. SVCS. -- PPDB PICS SYSTEM

2019-21
 PROD FILE

PICS SYSTEM: BUDGET PREPARATION

POSITION NUMBER	AUTH NO	ORG STRUC	F POS PKG Y TYP	CLASS COMP	S T RNG P	POS CNT	FTE	BUDGET RATE	MOS	GF SAL	OF SAL	FF SAL	LF SAL	T R K
1900164	001328020	006-07-01-00000	109 0 PF	MMS X7006 AP	31X 02		.00	5,937.00	.00					
EST DATE: 2019/07/01 EXP DATE: 9999/01/01														
1900167	001328050	006-07-07-00000	109 0 PF	AAONC0104 AP	15 02		.00	3,299.00	.00					
EST DATE: 2019/07/01 EXP DATE: 9999/01/01														
1900168	001328060	006-07-07-00000	109 0 PF	MMN X1321 AP	26 02		.00	4,885.00	.00					
EST DATE: 2019/07/01 EXP DATE: 9999/01/01														
1900169	001328070	006-04-01-00000	109 0 PF	MMS X7010 AP	35X 02		.00	7,208.00	.00					
EST DATE: 2019/07/01 EXP DATE: 9999/01/01														
1900170	001328080	006-04-01-00000	109 0 PF	AAONC0104 AP	15 02		.00	3,299.00	.00					
EST DATE: 2019/07/01 EXP DATE: 9999/01/01														
109							.00		.00					

12/18/18 REPORT NO.: PPDPLWSBUD
 REPORT: DETAIL LISTING BY SUMMARY XREF AGENCY
 AGENCY: 29100 DEPT OF CORRECTIONS
 SUMMARY XREF: 006-00-00 110 Administrative Servi

DEPT. OF ADMIN. SVCS. -- PPDB PICS SYSTEM

2019-21
 PICS SYSTEM: BUDGET PREPARATION

POSITION NUMBER	AUTH NO	ORG STRUC	F POS PKG Y TYP	CLASS COMP	S T POS RNG P	CNT	FTE	BUDGET RATE	MOS	GF SAL	OF SAL	FF SAL	LF SAL	T R K
1900128	001323610	006-04-01-00000	110 0 PF	AAONC3268 AP	30 02	1	1.00	6,606.00	24.00	158,544				
EST DATE: 2019/07/01 EXP DATE: 9999/01/01														
1900129	001329680	006-04-01-00000	110 0 PF	AAONC1487 IP	31 02	1	1.00	5,942.00	24.00	142,608				
EST DATE: 2019/07/01 EXP DATE: 9999/01/01														
1900130	001323620	006-04-01-00000	110 0 PF	AAONC4015 AP	26 02	1	1.00	5,450.00	24.00	130,800				
EST DATE: 2019/07/01 EXP DATE: 9999/01/01														
1900131	001323630	006-04-01-00000	110 0 PF	AAONC4005 AP	24 02	1	1.00	4,950.00	24.00	118,800				
EST DATE: 2019/07/01 EXP DATE: 9999/01/01														
1900132	001323640	006-04-01-00000	110 0 PF	AAONC4051 AP	26 02	1	1.00	5,450.00	24.00	130,800				
EST DATE: 2019/07/01 EXP DATE: 9999/01/01														
1900133	001323650	006-04-01-00000	110 0 LF	AAONC3268 AP	30 02		.00	6,606.00	.00					
EST DATE: 2019/07/01 EXP DATE: 2021/06/30														
1900134	001323660	006-04-01-00000	110 0 PF	AAONC3268 AP	30 02		.00	6,606.00	.00					
EST DATE: 2019/07/01 EXP DATE: 9999/01/01														
1900135	001323670	006-04-01-00000	110 0 PF	AAONC0436 AP	23 02		.00	4,733.00	.00					
EST DATE: 2019/07/01 EXP DATE: 9999/01/01														
1900136	001323680	006-04-01-00000	110 0 PF	AAONC0103 AP	11 02		.00	2,822.00	.00					
EST DATE: 2019/07/01 EXP DATE: 9999/01/01														
1900137	001323690	006-04-01-00000	110 0 PF	AAONC4014 AP	24 02		.00	4,950.00	.00					
EST DATE: 2019/07/01 EXP DATE: 9999/01/01														
1900138	001323700	006-04-01-00000	110 0 PF	AAONC4014 AP	24 02		.00	4,950.00	.00					
EST DATE: 2019/07/01 EXP DATE: 9999/01/01														
1900139	001323710	006-04-01-00000	110 0 PF	AAONC4014 AP	24 02		.00	4,950.00	.00					
EST DATE: 2019/07/01 EXP DATE: 9999/01/01														
					110			5	5.00	120.00	681,552			

12/18/18 REPORT NO.: PPDPLWSBUD
 REPORT: DETAIL LISTING BY SUMMARY XREF AGENCY
 AGENCY: 29100 DEPT OF CORRECTIONS
 SUMMARY XREF: 006-00-00 113 Administrative Servi

DEPT. OF ADMIN. SVCS. -- PPDB PICS SYSTEM

PAGE 27
 2019-21
 PROD FILE
 PICS SYSTEM: BUDGET PREPARATION

POSITION NUMBER	AUTH NO	ORG STRUC	F POS PKG Y TYP	CLASS COMP	S T RNG P	POS CNT	FTE	BUDGET RATE	MOS	GF SAL	OF SAL	FF SAL	LF SAL	T R K
1900180	001328220	006-04-02-00000	113 0 PF	MMN X7010 AP	35X 02	1	1.00	7,208.00	24.00		172,992			
EST DATE: 2019/07/01 EXP DATE: 9999/01/01														
1900181	001328230	006-04-02-00000	113 0 PF	AAONC0854 AP	26 02	1	1.00	5,450.00	24.00		130,800			
EST DATE: 2019/07/01 EXP DATE: 9999/01/01														
1900182	001328240	006-04-02-00000	113 0 PF	AAONC0108 AP	19 02	1	1.00	3,944.00	24.00		94,656			
EST DATE: 2019/07/01 EXP DATE: 9999/01/01														
			113				3	3.00	72.00				398,448	

REPORT: DETAIL LISTING BY SUMMARY XREF AGENCY

2019-21

PROD FILE

AGENCY: 29100 DEPT OF CORRECTIONS

PICS SYSTEM: BUDGET PREPARATION

SUMMARY XREF: 006-00-00 116 Administrative Servi

POSITION NUMBER	AUTH NO	ORG STRUC	F POS PKG Y TYP	S T POS RNG P	CLASS COMP	FTE	BUDGET RATE	MOS	GF SAL	OF SAL	FF SAL	LF SAL	T R K
1900212	001329690	006-06-01-00000	116 0 PF	MMN X7008 IP	33X 02	.00	7,561.00	.00					
EST DATE: 2019/07/01 EXP DATE: 9999/01/01													
1900213	001328930	006-06-02-00000	116 0 PF	MMN X7008 IP	33X 02	.00	7,561.00	.00					
EST DATE: 2019/07/01 EXP DATE: 9999/01/01													
1900214	001329080	006-06-03-00000	116 0 PF	AAONC1488 IP	33 02	.00	6,480.00	.00					
EST DATE: 2019/07/01 EXP DATE: 9999/01/01													
1900215	001329510	006-06-04-00000	116 0 PF	AAONC1488 IP	33 02	.00	6,480.00	.00					
EST DATE: 2019/07/01 EXP DATE: 9999/01/01													
1900216	001328810	006-06-01-00000	116 0 PF	AAONC1487 IP	31 02	.00	5,942.00	.00					
EST DATE: 2019/07/01 EXP DATE: 9999/01/01													
1900217	001329090	006-06-03-00000	116 0 PF	AAONC1487 IP	31 02	.00	5,942.00	.00					
EST DATE: 2019/07/01 EXP DATE: 9999/01/01													
1900218	001328820	006-06-01-00000	116 0 PF	MMN X7012 IP	38X 02	.00	10,121.00	.00					
EST DATE: 2019/07/01 EXP DATE: 9999/01/01													
1900219	001328830	006-06-01-00000	116 0 PF	AAONC1488 IP	33 02	.00	6,480.00	.00					
EST DATE: 2019/07/01 EXP DATE: 9999/01/01													
1900220	001328840	006-06-01-00000	116 0 PF	AAONC1488 IP	33 02	.00	6,480.00	.00					
EST DATE: 2019/07/01 EXP DATE: 9999/01/01													
1900221	001328850	006-06-01-00000	116 0 PF	AAONC1488 IP	33 02	.00	6,480.00	.00					
EST DATE: 2019/07/01 EXP DATE: 9999/01/01													
1900222	001328860	006-06-01-00000	116 0 PF	AAONC1488 IP	33 02	.00	6,480.00	.00					
EST DATE: 2019/07/01 EXP DATE: 9999/01/01													
1900223	001329100	006-06-03-00000	116 0 PF	AAONC1488 IP	33 02	.00	6,480.00	.00					
EST DATE: 2019/07/01 EXP DATE: 9999/01/01													
1900224	001329110	006-06-03-00000	116 0 PF	AAONC1488 IP	33 02	.00	6,480.00	.00					
EST DATE: 2019/07/01 EXP DATE: 9999/01/01													
1900225	001329120	006-06-03-00000	116 0 PF	AAONC1488 IP	33 02	.00	6,480.00	.00					
EST DATE: 2019/07/01 EXP DATE: 9999/01/01													
1900226	001328870	006-06-01-00000	116 0 PF	AAONC1487 IP	31 02	.00	5,942.00	.00					
EST DATE: 2019/07/01 EXP DATE: 9999/01/01													
1900227	001328880	006-06-01-00000	116 0 PF	AAONC1487 IP	31 02	.00	5,942.00	.00					
EST DATE: 2019/07/01 EXP DATE: 9999/01/01													

REPORT: DETAIL LISTING BY SUMMARY XREF AGENCY

2019-21

PROD FILE

AGENCY: 29100 DEPT OF CORRECTIONS

PICS SYSTEM: BUDGET PREPARATION

SUMMARY XREF: 006-00-00 116 Administrative Servi

POSITION NUMBER	AUTH NO	ORG STRUC	F POS PKG Y TYP	CLASS COMP	S T POS RNG P	CNT	FTE	BUDGET RATE	MOS	GF SAL	OF SAL	FF SAL	LF SAL	T R K
1900228	001329520	006-06-04-00000	116 0 PF	AAONC1486 IP	28 02		.00	5,360.00	.00					
EST DATE: 2019/07/01 EXP DATE: 9999/01/01														
1900229	001328940	006-06-02-00000	116 0 PF	AAONC1486 IP	28 02		.00	5,360.00	.00					
EST DATE: 2019/07/01 EXP DATE: 9999/01/01														
1900230	001329530	006-06-04-00000	116 0 PF	AAONC1485 IP	26 02		.00	5,008.00	.00					
EST DATE: 2019/07/01 EXP DATE: 9999/01/01														
1900231	001328950	006-06-02-00000	116 0 PF	AAONC1483 IP	21 02		.00	4,127.00	.00					
EST DATE: 2019/07/01 EXP DATE: 9999/01/01														
1900232	001329130	006-06-03-00000	116 0 PF	AAONC1487 IP	31 02		.00	5,942.00	.00					
EST DATE: 2019/07/01 EXP DATE: 9999/01/01														
1900233	001329300	006-06-03-00000	116 0 PF	AAONC1487 IP	31 02		.00	5,942.00	.00					
EST DATE: 2019/07/01 EXP DATE: 9999/01/01														
1900234	001329310	006-06-03-00000	116 0 PF	AAONC1487 IP	31 02		.00	5,942.00	.00					
EST DATE: 2019/07/01 EXP DATE: 9999/01/01														
1900235	001329320	006-06-03-00000	116 0 PF	AAONC1488 IP	33 02		.00	6,480.00	.00					
EST DATE: 2019/07/01 EXP DATE: 9999/01/01														
1900236	001329330	006-06-03-00000	116 0 PF	AAONC1488 IP	33 02		.00	6,480.00	.00					
EST DATE: 2019/07/01 EXP DATE: 9999/01/01														
1900237	001329340	006-06-03-00000	116 0 PF	AAONC1487 IP	31 02		.00	5,942.00	.00					
EST DATE: 2019/07/01 EXP DATE: 9999/01/01														
1900238	001329350	006-06-03-00000	116 0 PF	AAONC1487 IP	31 02		.00	5,942.00	.00					
EST DATE: 2019/07/01 EXP DATE: 9999/01/01														
1900239	001329360	006-06-03-00000	116 0 PF	AAONC1487 IP	31 02		.00	5,942.00	.00					
EST DATE: 2019/07/01 EXP DATE: 9999/01/01														
1900240	001329370	006-06-03-00000	116 0 PF	AAONC1487 IP	31 02		.00	5,942.00	.00					
EST DATE: 2019/07/01 EXP DATE: 9999/01/01														
1900241	001329380	006-06-03-00000	116 0 PF	AAONC1487 IP	31 02		.00	5,942.00	.00					
EST DATE: 2019/07/01 EXP DATE: 9999/01/01														
1900242	001329390	006-06-03-00000	116 0 PF	AAONC1487 IP	31 02		.00	5,942.00	.00					
EST DATE: 2019/07/01 EXP DATE: 9999/01/01														
1900243	001329400	006-06-03-00000	116 0 PF	AAONC1487 IP	31 02		.00	5,942.00	.00					
EST DATE: 2019/07/01 EXP DATE: 9999/01/01														

REPORT: DETAIL LISTING BY SUMMARY XREF AGENCY

2019-21

PROD FILE

AGENCY: 29100 DEPT OF CORRECTIONS

PICS SYSTEM: BUDGET PREPARATION

SUMMARY XREF: 006-00-00 116 Administrative Servi

POSITION NUMBER	AUTH NO	ORG STRUC	F POS PKG Y TYP	CLASS COMP	S T POS RNG P	FTE	BUDGET RATE	MOS	GF SAL	OF SAL	FF SAL	LF SAL	T R K
1900244	001329410	006-06-03-00000	116 0 PF	AAONC1487 IP	31 02	.00	5,942.00	.00					
EST DATE: 2019/07/01 EXP DATE: 9999/01/01													
1900245	001329430	006-06-03-00000	116 0 PF	AAONC1487 IP	31 02	.00	5,942.00	.00					
EST DATE: 2019/07/01 EXP DATE: 9999/01/01													
1900246	001329440	006-06-03-00000	116 0 PF	AAONC1487 IP	31 02	.00	5,942.00	.00					
EST DATE: 2019/07/01 EXP DATE: 9999/01/01													
1900247	001329450	006-06-03-00000	116 0 PF	AAONC1487 IP	31 02	.00	5,942.00	.00					
EST DATE: 2019/07/01 EXP DATE: 9999/01/01													
1900248	001329460	006-06-03-00000	116 0 PF	MMN X7008 IP	33X 02	.00	7,561.00	.00					
EST DATE: 2019/07/01 EXP DATE: 9999/01/01													
1900249	001329470	006-06-03-00000	116 0 PF	MMN X7008 IP	33X 02	.00	7,561.00	.00					
EST DATE: 2019/07/01 EXP DATE: 9999/01/01													
1900250	001329480	006-06-03-00000	116 0 PF	MMN X7008 IP	33X 02	.00	7,561.00	.00					
EST DATE: 2019/07/01 EXP DATE: 9999/01/01													
1900251	001329490	006-06-03-00000	116 0 PF	AAONC0104 AP	15 02	.00	3,299.00	.00					
EST DATE: 2019/07/01 EXP DATE: 9999/01/01													
1900252	001329540	006-06-04-00000	116 0 PF	MMN X7006 IP	31X 02	.00	6,862.00	.00					
EST DATE: 2019/07/01 EXP DATE: 9999/01/01													
1900253	001329550	006-06-04-00000	116 0 PF	AAONC1487 IP	31 02	.00	5,942.00	.00					
EST DATE: 2019/07/01 EXP DATE: 9999/01/01													
1900254	001329570	006-06-04-00000	116 0 PF	AAONC1488 IP	33 02	.00	6,480.00	.00					
EST DATE: 2019/07/01 EXP DATE: 9999/01/01													
1900255	001329580	006-06-04-00000	116 0 PF	AAONC1487 IP	31 02	.00	5,942.00	.00					
EST DATE: 2019/07/01 EXP DATE: 9999/01/01													
1900256	001329590	006-06-04-00000	116 0 PF	AAONC1487 IP	31 02	.00	5,942.00	.00					
EST DATE: 2019/07/01 EXP DATE: 9999/01/01													
1900257	001328890	006-06-01-00000	116 0 PF	MMN X7008 IP	33X 02	.00	7,561.00	.00					
EST DATE: 2019/07/01 EXP DATE: 9999/01/01													
1900258	001328900	006-06-01-00000	116 0 PF	AAONC1488 IP	33 02	.00	6,480.00	.00					
EST DATE: 2019/07/01 EXP DATE: 9999/01/01													
1900259	001328910	006-06-01-00000	116 0 PF	AAONC1486 IP	28 02	.00	5,360.00	.00					
EST DATE: 2019/07/01 EXP DATE: 9999/01/01													

REPORT: DETAIL LISTING BY SUMMARY XREF AGENCY

2019-21

PROD FILE

AGENCY: 29100 DEPT OF CORRECTIONS

PICS SYSTEM: BUDGET PREPARATION

SUMMARY XREF: 006-00-00 116 Administrative Servi

POSITION NUMBER	AUTH NO	ORG STRUC	F POS PKG Y TYP	CLASS COMP	S T POS RNG P	FTE	BUDGET RATE	MOS	GF SAL	OF SAL	FF SAL	LF SAL	T R K
1900260	001328920	006-06-01-00000	116 0 PF	AAONC0107 AP	17 02	.00	3,600.00	.00					
EST DATE: 2019/07/01 EXP DATE: 9999/01/01													
1900261	001328960	006-06-02-00000	116 0 PF	AAONC1483 IP	21 02	.00	4,127.00	.00					
EST DATE: 2019/07/01 EXP DATE: 9999/01/01													
1900262	001328970	006-06-02-00000	116 0 PF	AAONC1485 IP	26 02	.00	5,008.00	.00					
EST DATE: 2019/07/01 EXP DATE: 9999/01/01													
1900263	001328980	006-06-02-00000	116 0 PF	AAONC1485 IP	26 02	.00	5,008.00	.00					
EST DATE: 2019/07/01 EXP DATE: 9999/01/01													
1900264	001328990	006-06-02-00000	116 0 PF	AAONC1485 IP	26 02	.00	5,008.00	.00					
EST DATE: 2019/07/01 EXP DATE: 9999/01/01													
1900265	001329000	006-06-02-00000	116 0 PF	AAONC1485 IP	26 02	.00	5,008.00	.00					
EST DATE: 2019/07/01 EXP DATE: 9999/01/01													
1900266	001329010	006-06-02-00000	116 0 PF	AAONC1485 IP	26 02	.00	5,008.00	.00					
EST DATE: 2019/07/01 EXP DATE: 9999/01/01													
1900267	001329020	006-06-02-00000	116 0 PF	AAONC1485 IP	26 02	.00	5,008.00	.00					
EST DATE: 2019/07/01 EXP DATE: 9999/01/01													
1900268	001329030	006-06-02-00000	116 0 PF	AAONC1485 IP	26 02	.00	5,008.00	.00					
EST DATE: 2019/07/01 EXP DATE: 9999/01/01													
1900269	001329040	006-06-02-00000	116 0 PF	AAONC1485 IP	26 02	.00	5,008.00	.00					
EST DATE: 2019/07/01 EXP DATE: 9999/01/01													
1900270	001329050	006-06-02-00000	116 0 PF	AAONC1485 IP	26 02	.00	5,008.00	.00					
EST DATE: 2019/07/01 EXP DATE: 9999/01/01													
1900271	001329060	006-06-02-00000	116 0 PF	MMN X7006 IP	31X 02	.00	6,862.00	.00					
EST DATE: 2019/07/01 EXP DATE: 9999/01/01													
1900272	001329070	006-06-02-00000	116 0 PF	MMN X7006 IP	31X 02	.00	6,862.00	.00					
EST DATE: 2019/07/01 EXP DATE: 9999/01/01													
1900273	001329600	006-06-04-00000	116 0 PF	AAONC1487 IP	31 02	.00	5,942.00	.00					
EST DATE: 2019/07/01 EXP DATE: 9999/01/01													
1900274	001329610	006-06-04-00000	116 0 PF	AAONC1486 IP	28 02	.00	5,360.00	.00					
EST DATE: 2019/07/01 EXP DATE: 9999/01/01													
116						.00		.00					

12/18/18 REPORT NO.: PPDPLWSBUD
 REPORT: DETAIL LISTING BY SUMMARY XREF AGENCY
 AGENCY: 29100 DEPT OF CORRECTIONS
 SUMMARY XREF: 006-00-00 117 Administrative Servi

DEPT. OF ADMIN. SVCS. -- PPDB PICS SYSTEM

PAGE 32

2019-21 PROD FILE

PICS SYSTEM: BUDGET PREPARATION

POSITION NUMBER	AUTH NO	ORG STRUC	F POS PKG Y TYP	CLASS COMP	S T RNG P	POS CNT	FTE	BUDGET RATE	MOS	GF SAL	OF SAL	FF SAL	LF SAL	T R K
1900275	001328750	006-07-03-00000	117 0 PF	MMN X1322 AP	29 02		.00	5,650.00	.00					
EST DATE: 2019/07/01 EXP DATE: 9999/01/01														
1900276	001328770	006-07-03-00000	117 0 PF	MMN X1322 AP	29 02		.00	5,650.00	.00					
EST DATE: 2019/07/01 EXP DATE: 9999/01/01														
1900277	001328790	006-07-05-00000	117 0 PF	MMN X1321 AP	26 02		.00	4,885.00	.00					
EST DATE: 2019/07/01 EXP DATE: 9999/01/01														
1900278	001328670	006-07-06-00000	117 0 PF	MMN X1321 AP	26 02		.00	4,885.00	.00					
EST DATE: 2019/07/01 EXP DATE: 9999/01/01														
1900279	001328680	006-07-06-00000	117 0 PF	MMN X1321 AP	26 02		.00	4,885.00	.00					
EST DATE: 2019/07/01 EXP DATE: 9999/01/01														
1900280	001328700	006-07-06-00000	117 0 PF	MMN X1321 AP	26 02		.00	4,885.00	.00					
EST DATE: 2019/07/01 EXP DATE: 9999/01/01														
1900281	001328710	006-07-03-00000	117 0 PF	MMN X1322 AP	29 02		.00	5,650.00	.00					
EST DATE: 2019/07/01 EXP DATE: 9999/01/01														
1900282	001328730	006-07-03-00000	117 0 PF	MMN X1322 AP	29 02		.00	5,650.00	.00					
EST DATE: 2019/07/01 EXP DATE: 9999/01/01														
1900283	001328740	006-07-03-00000	117 0 PF	MMN X1322 AP	29 02		.00	5,650.00	.00					
EST DATE: 2019/07/01 EXP DATE: 9999/01/01														
117							.00		.00					

12/18/18 REPORT NO.: PPDPLWSBUD
 REPORT: DETAIL LISTING BY SUMMARY XREF AGENCY
 AGENCY: 29100 DEPT OF CORRECTIONS
 SUMMARY XREF: 006-00-00 119 Administrative Servi

DEPT. OF ADMIN. SVCS. -- PPDB PICS SYSTEM

PAGE 33
 2019-21
 PROD FILE
 PICS SYSTEM: BUDGET PREPARATION

POSITION NUMBER	AUTH NO	ORG STRUC	F POS PKG Y TYP	CLASS COMP	S T POS RNG P	CNT	FTE	BUDGET RATE	MOS	GF SAL	OF SAL	FF SAL	LF SAL	T R K
1900286	001328100	006-10-01-00000	119 0 PF	MMS X7008 AP	33X 02		.00	6,542.00	.00					
EST DATE: 2019/07/01 EXP DATE: 9999/01/01														
1900287	001328120	006-10-01-00000	119 0 PF	MMN X7006 AP	31X 02		.00	5,937.00	.00					
EST DATE: 2019/07/01 EXP DATE: 9999/01/01														
1900288	001328130	006-10-01-00000	119 0 PF	MMN X0861 AP	27 02		.00	5,127.00	.00					
EST DATE: 2019/07/01 EXP DATE: 9999/01/01														
1900289	001328160	006-10-01-00000	119 0 PF	MMN X1321 AP	26 02		.00	4,885.00	.00					
EST DATE: 2019/07/01 EXP DATE: 9999/01/01														
1900290	001328170	006-10-01-00000	119 0 PF	MMN X1321 AP	26 02		.00	4,885.00	.00					
EST DATE: 2019/07/01 EXP DATE: 9999/01/01														
1900291	001328180	006-07-08-00000	119 0 PF	MMS X7008 AP	33X 02		.00	6,542.00	.00					
EST DATE: 2019/07/01 EXP DATE: 9999/01/01														
1900292	001328210	006-07-08-00000	119 0 PF	AAONC0104 AP	15 02		.00	3,299.00	.00					
EST DATE: 2019/07/01 EXP DATE: 9999/01/01														
119							.00		.00					
							7	7.00		168.00	561,360	398,448		

12/18/18 REPORT NO.: PPDPLWSBUD
 REPORT: DETAIL LISTING BY SUMMARY XREF AGENCY
 AGENCY: 29100 DEPT OF CORRECTIONS
 SUMMARY XREF: 009-00-00 104 Community Correction

DEPT. OF ADMIN. SVCS. -- PPDB PICS SYSTEM

PAGE 34
 2019-21
 PROD FILE
 PICS SYSTEM: BUDGET PREPARATION

POSITION NUMBER	AUTH NO	ORG STRUC	F POS	CLASS	COMP	RNG	S T P	POS CNT	FTE	BUDGET RATE	MOS	GF SAL	OF SAL	FF SAL	LF SAL	T R K
1900019	001321730	009-03-01-00000	104 0 PF	AQ	C6787	AP	26 02	1	1.00	5,452.00	24.00	130,848				
EST DATE: 2019/07/01 EXP DATE: 9999/01/01																
1900020	001321750	009-03-01-00000	104 0 PF	AAONC0104	AP	15 02		1	1.00	3,299.00	24.00	79,176				
EST DATE: 2019/07/01 EXP DATE: 9999/01/01																
1900021	001321760	009-03-02-00000	104 0 PF	AAONC0108	AP	19 02		1	1.00	3,944.00	24.00	94,656				
EST DATE: 2019/07/01 EXP DATE: 9999/01/01																
								104		3	3.00		72.00	304,680		
										3	3.00		72.00	304,680		

12/18/18 REPORT NO.: PPDPLWSBUD
REPORT: DETAIL LISTING BY SUMMARY XREF AGENCY
AGENCY: 29100 DEPT OF CORRECTIONS
SUMMARY XREF: 010-00-00 090 Health Services

DEPT. OF ADMIN. SVCS. -- PPDB PICS SYSTEM

PAGE 35
2019-21
PROD FILE
PICS SYSTEM: BUDGET PREPARATION

POSITION NUMBER	AUTH NO	ORG STRUC	F POS PKG Y TYP	CLASS COMP	S T RNG P	POS CNT	FTE	BUDGET RATE	MOS	GF SAL	OF SAL	FF SAL	LF SAL	T R K
0300055	000871830	010-01-23-00000	090 0 PP	AAONC0104 AP	15 02	1-	.50-	3,299.00	12.00-	39,588-				
			EST DATE: 2019/07/01 EXP DATE: 9999/01/01											
			090			1-	.50-		12.00-	39,588-				

12/18/18 REPORT NO.: PPDPLWSBUD
 REPORT: DETAIL LISTING BY SUMMARY XREF AGENCY
 AGENCY: 29100 DEPT OF CORRECTIONS
 SUMMARY XREF: 010-00-00 115 Health Services

DEPT. OF ADMIN. SVCS. -- PPDB PICS SYSTEM

PAGE 36
 2019-21
 PROD FILE
 PICS SYSTEM: BUDGET PREPARATION

POSITION NUMBER	AUTH NO	ORG STRUC	F POS PKG Y TYP	CLASS COMP	S T POS RNG P	CNT	FTE	BUDGET RATE	MOS	GF SAL	OF SAL	FF SAL	LF SAL	T R K
1900189	001328500	010-01-40-00000	115 0 PF	MMS X6241 AP	36 02		.00	7,942.00	.00					
EST DATE: 2019/07/01 EXP DATE: 9999/01/01														
1900190	001328510	010-01-40-00000	115 0 PF	AAONC0104 AP	15 02		.00	3,299.00	.00					
EST DATE: 2019/07/01 EXP DATE: 9999/01/01														
1900191	001328520	010-01-40-00000	115 0 PF	AAONC0015 AP	18 02		.00	3,769.00	.00					
EST DATE: 2019/07/01 EXP DATE: 9999/01/01														
1900192	001328530	010-01-40-00000	115 0 PF	AAONC6128 AP	16 02		.00	3,447.00	.00					
EST DATE: 2019/07/01 EXP DATE: 9999/01/01														
1900193	001328540	010-01-40-00000	115 0 PF	AAONC6128 AP	16 02		.00	3,447.00	.00					
EST DATE: 2019/07/01 EXP DATE: 9999/01/01														
1900194	001328550	010-01-40-00000	115 0 PF	AAONC6128 AP	16 02		.00	3,447.00	.00					
EST DATE: 2019/07/01 EXP DATE: 9999/01/01														
1900195	001328560	010-01-40-00000	115 0 PF	AAONC6128 AP	16 02		.00	3,447.00	.00					
EST DATE: 2019/07/01 EXP DATE: 9999/01/01														
1900196	001328570	010-01-40-00000	115 0 PF	AAONC6128 AP	16 02		.00	3,447.00	.00					
EST DATE: 2019/07/01 EXP DATE: 9999/01/01														
1900197	001328580	010-01-40-00000	115 0 PF	AAONC6214 AP	28N 02		.00	5,805.00	.00					
EST DATE: 2019/07/01 EXP DATE: 9999/01/01														
1900198	001328590	010-01-40-00000	115 0 PF	AAONC6214 AP	28N 02		.00	5,805.00	.00					
EST DATE: 2019/07/01 EXP DATE: 9999/01/01														
1900199	001328600	010-01-40-00000	115 0 PF	AAONC6214 AP	28N 02		.00	5,805.00	.00					
EST DATE: 2019/07/01 EXP DATE: 9999/01/01														
1900200	001328610	010-01-40-00000	115 0 PF	AAONC6214 AP	28N 02		.00	5,805.00	.00					
EST DATE: 2019/07/01 EXP DATE: 9999/01/01														
1900201	001328620	010-01-40-00000	115 0 PF	AAONC6214 AP	28N 02		.00	5,805.00	.00					
EST DATE: 2019/07/01 EXP DATE: 9999/01/01														
1900202	001329190	010-01-40-00000	115 0 PP	AAONC6128 AP	16 02		.00	3,447.00	.00					
EST DATE: 2019/07/01 EXP DATE: 9999/01/01														
1900203	001329200	010-01-40-00000	115 0 PP	AAONC6128 AP	16 02		.00	3,447.00	.00					
EST DATE: 2019/07/01 EXP DATE: 9999/01/01														
1900204	001329210	010-01-40-00000	115 0 PP	AAONC6128 AP	16 02		.00	3,447.00	.00					
EST DATE: 2019/07/01 EXP DATE: 9999/01/01														

12/18/18 REPORT NO.: PPDPLWSBUD
 REPORT: DETAIL LISTING BY SUMMARY XREF AGENCY
 AGENCY: 29100 DEPT OF CORRECTIONS
 SUMMARY XREF: 010-00-00 115 Health Services

DEPT. OF ADMIN. SVCS. -- PPDB PICS SYSTEM

PAGE 37
 2019-21
 PROD FILE
 PICS SYSTEM: BUDGET PREPARATION

POSITION NUMBER	AUTH NO	ORG STRUC	F POS PKG Y TYP	CLASS COMP	S T POS RNG P	CNT	FTE	BUDGET RATE	MOS	GF SAL	OF SAL	FF SAL	LF SAL	T R K
1900205	001329220	010-01-40-00000	115 0 PP	AAONC6128 AP	16 02		.00	3,447.00	.00					
EST DATE: 2019/07/01 EXP DATE: 9999/01/01														
1900206	001329230	010-01-40-00000	115 0 PP	AAONC6128 AP	16 02		.00	3,447.00	.00					
EST DATE: 2019/07/01 EXP DATE: 9999/01/01														
1900207	001329240	010-01-40-00000	115 0 PP	AAONC6214 AP	28N 02		.00	5,805.00	.00					
EST DATE: 2019/07/01 EXP DATE: 9999/01/01														
1900208	001329250	010-01-40-00000	115 0 PP	AAONC6214 AP	28N 02		.00	5,805.00	.00					
EST DATE: 2019/07/01 EXP DATE: 9999/01/01														
1900209	001329260	010-01-40-00000	115 0 PP	AAONC6214 AP	28N 02		.00	5,805.00	.00					
EST DATE: 2019/07/01 EXP DATE: 9999/01/01														
1900210	001329270	010-01-40-00000	115 0 PP	AAONC6214 AP	28N 02		.00	5,805.00	.00					
EST DATE: 2019/07/01 EXP DATE: 9999/01/01														
1900211	001329280	010-01-40-00000	115 0 PP	AAONC6214 AP	28N 02		.00	5,805.00	.00					
EST DATE: 2019/07/01 EXP DATE: 9999/01/01														
115							.00		.00					

12/18/18 REPORT NO.: PPDPLWSBUD
 REPORT: DETAIL LISTING BY SUMMARY XREF AGENCY
 AGENCY: 29100 DEPT OF CORRECTIONS
 SUMMARY XREF: 010-00-00 121 Health Services

DEPT. OF ADMIN. SVCS. -- PPDB PICS SYSTEM

PAGE 38
 2019-21
 PROD FILE
 PICS SYSTEM: BUDGET PREPARATION

POSITION NUMBER	AUTH NO	ORG STRUC	F POS PKG Y TYP	CLASS COMP	S T POS RNG P	FTE	BUDGET RATE	MOS	GF SAL	OF SAL	FF SAL	LF SAL	T R K
1900357	001329760	010-01-01-00000	121 0 PF	MNNNZ7514 AP	50 02	.00	15,667.00	.00					
EST DATE: 2019/07/01 EXP DATE: 9999/01/01													
1900358	001329780	010-01-01-00000	121 0 PP	MNNNZ7514 AP	50 02	.00	15,667.00	.00					
EST DATE: 2019/07/01 EXP DATE: 9999/01/01													
1900359	001329890	010-05-01-00000	121 0 PF	MMN X0873 AP	32 02	.00	6,542.00	.00					
EST DATE: 2019/07/01 EXP DATE: 9999/01/01													
1900360	001329900	010-05-01-00000	121 0 PF	MMN X0873 AP	32 02	.00	6,542.00	.00					
EST DATE: 2019/07/01 EXP DATE: 9999/01/01													
1900361	001329920	010-05-01-00000	121 0 PF	MMN X0873 AP	32 02	.00	6,542.00	.00					
EST DATE: 2019/07/01 EXP DATE: 9999/01/01													
1900362	001329930	010-05-01-00000	121 0 PF	MMN X0873 AP	32 02	.00	6,542.00	.00					
EST DATE: 2019/07/01 EXP DATE: 9999/01/01													
1900363	001329940	010-05-01-00000	121 0 PF	MMN X0873 AP	32 02	.00	6,542.00	.00					
EST DATE: 2019/07/01 EXP DATE: 9999/01/01													
1900364	001329950	010-05-01-00000	121 0 PF	MMN X0873 AP	32 02	.00	6,542.00	.00					
EST DATE: 2019/07/01 EXP DATE: 9999/01/01													
1900365	001329960	010-05-01-00000	121 0 PF	MMN X0873 AP	32 02	.00	6,542.00	.00					
EST DATE: 2019/07/01 EXP DATE: 9999/01/01													
1900366	001329970	010-05-01-00000	121 0 PF	MMN X0873 AP	32 02	.00	6,542.00	.00					
EST DATE: 2019/07/01 EXP DATE: 9999/01/01													
1900367	001329990	010-05-01-00000	121 0 PF	MMN X0873 AP	32 02	.00	6,542.00	.00					
EST DATE: 2019/07/01 EXP DATE: 9999/01/01													
1900368	001330000	010-05-01-00000	121 0 PF	MMN X0873 AP	32 02	.00	6,542.00	.00					
EST DATE: 2019/07/01 EXP DATE: 9999/01/01													
1900369	001330010	010-05-01-00000	121 0 PF	MMN X0873 AP	32 02	.00	6,542.00	.00					
EST DATE: 2019/07/01 EXP DATE: 9999/01/01													
1900370	001330020	010-05-01-00000	121 0 PF	MMN X0873 AP	32 02	.00	6,542.00	.00					
EST DATE: 2019/07/01 EXP DATE: 9999/01/01													
1900371	001330030	010-05-01-00000	121 0 PP	MMN X0873 AP	32 02	.00	6,542.00	.00					
EST DATE: 2019/07/01 EXP DATE: 9999/01/01													
1900372	001330050	010-05-01-00000	121 0 PF	AAONC6256 AP	34 02	.00	7,926.00	.00					
EST DATE: 2019/07/01 EXP DATE: 9999/01/01													

12/18/18 REPORT NO.: PPDPLWSBUD
 REPORT: DETAIL LISTING BY SUMMARY XREF AGENCY
 AGENCY: 29100 DEPT OF CORRECTIONS
 SUMMARY XREF: 010-00-00 121 Health Services

DEPT. OF ADMIN. SVCS. -- PPDB PICS SYSTEM

2019-21
 PICS SYSTEM: BUDGET PREPARATION

POSITION NUMBER	AUTH NO	ORG STRUC	F POS PKG Y TYP	CLASS COMP	RNG P	S T POS CNT	FTE	BUDGET RATE	MOS	GF SAL	OF SAL	FF SAL	LF SAL	T R K
1900373	001330060	010-05-01-00000	121 0 PF	AAONC6256 AP	34 02		.00	7,926.00	.00					
EST DATE: 2019/07/01 EXP DATE: 9999/01/01														
1900374	001330070	010-05-01-00000	121 0 PF	AAONC6256 AP	34 02		.00	7,926.00	.00					
EST DATE: 2019/07/01 EXP DATE: 9999/01/01														
1900375	001330080	010-05-01-00000	121 0 PP	AAONC6256 AP	34 02		.00	7,926.00	.00					
EST DATE: 2019/07/01 EXP DATE: 9999/01/01														
1900376	001330090	010-05-01-00000	121 0 PF	CP C6534 AP	2 02		.00	5,434.00	.00					
EST DATE: 2019/07/01 EXP DATE: 9999/01/01														
1900377	001330100	010-05-01-00000	121 0 PF	CP C6534 AP	2 02		.00	5,434.00	.00					
EST DATE: 2019/07/01 EXP DATE: 9999/01/01														
1900378	001330110	010-05-01-00000	121 0 PF	CP C6534 AP	2 02		.00	5,434.00	.00					
EST DATE: 2019/07/01 EXP DATE: 9999/01/01														
1900379	001330120	010-05-01-00000	121 0 PF	CP C6534 AP	2 02		.00	5,434.00	.00					
EST DATE: 2019/07/01 EXP DATE: 9999/01/01														
1900380	001330130	010-05-01-00000	121 0 PF	CP C6534 AP	2 02		.00	5,434.00	.00					
EST DATE: 2019/07/01 EXP DATE: 9999/01/01														
1900381	001330140	010-05-01-00000	121 0 PF	CP C6534 AP	2 02		.00	5,434.00	.00					
EST DATE: 2019/07/01 EXP DATE: 9999/01/01														
1900382	001330150	010-05-01-00000	121 0 PF	CP C6534 AP	2 02		.00	5,434.00	.00					
EST DATE: 2019/07/01 EXP DATE: 9999/01/01														
1900383	001330170	010-05-01-00000	121 0 PF	CP C6534 AP	2 02		.00	5,434.00	.00					
EST DATE: 2019/07/01 EXP DATE: 9999/01/01														
1900384	001330180	010-05-01-00000	121 0 PF	CP C6534 AP	2 02		.00	5,434.00	.00					
EST DATE: 2019/07/01 EXP DATE: 9999/01/01														
1900385	001330190	010-05-01-00000	121 0 PF	CP C6534 AP	2 02		.00	5,434.00	.00					
EST DATE: 2019/07/01 EXP DATE: 9999/01/01														
1900386	001330200	010-05-01-00000	121 0 PF	CP C6534 AP	2 02		.00	5,434.00	.00					
EST DATE: 2019/07/01 EXP DATE: 9999/01/01														
1900387	001330210	010-05-01-00000	121 0 PF	CP C6534 AP	2 02		.00	5,434.00	.00					
EST DATE: 2019/07/01 EXP DATE: 9999/01/01														
1900388	001330220	010-05-01-00000	121 0 PF	CP C6534 AP	2 02		.00	5,434.00	.00					
EST DATE: 2019/07/01 EXP DATE: 9999/01/01														

12/18/18 REPORT NO.: PPDPLWSBUD
 REPORT: DETAIL LISTING BY SUMMARY XREF AGENCY
 AGENCY: 29100 DEPT OF CORRECTIONS
 SUMMARY XREF: 010-00-00 121 Health Services

DEPT. OF ADMIN. SVCS. -- PPDB PICS SYSTEM

2019-21
 PICS SYSTEM: BUDGET PREPARATION

PAGE 40
 PROD FILE

POSITION NUMBER	AUTH NO	ORG STRUC	F POS PKG Y TYP	CLASS COMP	S T POS RNG P	FTE	BUDGET RATE	MOS	GF SAL	OF SAL	FF SAL	LF SAL	T R K
1900389	001330230	010-05-01-00000	121 0 PF CP	C6534 AP	2 02	.00	5,434.00	.00					
EST DATE: 2019/07/01 EXP DATE: 9999/01/01													
1900390	001330240	010-05-01-00000	121 0 PF CP	C6534 AP	2 02	.00	5,434.00	.00					
EST DATE: 2019/07/01 EXP DATE: 9999/01/01													
1900391	001330250	010-05-01-00000	121 0 PF CP	C6534 AP	2 02	.00	5,434.00	.00					
EST DATE: 2019/07/01 EXP DATE: 9999/01/01													
1900392	001330260	010-05-01-00000	121 0 PF CP	C6534 AP	2 02	.00	5,434.00	.00					
EST DATE: 2019/07/01 EXP DATE: 9999/01/01													
1900393	001330280	010-05-01-00000	121 0 PF CP	C6534 AP	2 02	.00	5,434.00	.00					
EST DATE: 2019/07/01 EXP DATE: 9999/01/01													
1900394	001330290	010-05-01-00000	121 0 PF CP	C6534 AP	2 02	.00	5,434.00	.00					
EST DATE: 2019/07/01 EXP DATE: 9999/01/01													
1900395	001330300	010-05-01-00000	121 0 PF CP	C6534 AP	2 02	.00	5,434.00	.00					
EST DATE: 2019/07/01 EXP DATE: 9999/01/01													
1900396	001330320	010-05-01-00000	121 0 PF CP	C6534 AP	2 02	.00	5,434.00	.00					
EST DATE: 2019/07/01 EXP DATE: 9999/01/01													
1900397	001330330	010-05-01-00000	121 0 PF CP	C6534 AP	2 02	.00	5,434.00	.00					
EST DATE: 2019/07/01 EXP DATE: 9999/01/01													
1900398	001330340	010-05-01-00000	121 0 PF CP	C6534 AP	2 02	.00	5,434.00	.00					
EST DATE: 2019/07/01 EXP DATE: 9999/01/01													
1900399	001330360	010-05-01-00000	121 0 PF CP	C6534 AP	2 02	.00	5,434.00	.00					
EST DATE: 2019/07/01 EXP DATE: 9999/01/01													
1900400	001330370	010-05-01-00000	121 0 PF CP	C6534 AP	2 02	.00	5,434.00	.00					
EST DATE: 2019/07/01 EXP DATE: 9999/01/01													
1900401	001330380	010-05-01-00000	121 0 PF CP	C6534 AP	2 02	.00	5,434.00	.00					
EST DATE: 2019/07/01 EXP DATE: 9999/01/01													
1900402	001330410	010-05-01-00000	121 0 PF CP	C6534 AP	2 02	.00	5,434.00	.00					
EST DATE: 2019/07/01 EXP DATE: 9999/01/01													
1900403	001330420	010-05-01-00000	121 0 PF CP	C6534 AP	2 02	.00	5,434.00	.00					
EST DATE: 2019/07/01 EXP DATE: 9999/01/01													
1900404	001330440	010-05-01-00000	121 0 PF CP	C6534 AP	2 02	.00	5,434.00	.00					
EST DATE: 2019/07/01 EXP DATE: 9999/01/01													

12/18/18 REPORT NO.: PPDPLWSBUD
 REPORT: DETAIL LISTING BY SUMMARY XREF AGENCY
 AGENCY: 29100 DEPT OF CORRECTIONS
 SUMMARY XREF: 010-00-00 121 Health Services

DEPT. OF ADMIN. SVCS. -- PPDB PICS SYSTEM

PAGE 41
 2019-21
 PROD FILE
 PICS SYSTEM: BUDGET PREPARATION

POSITION NUMBER	AUTH NO	ORG STRUC	F POS PKG Y TYP	CLASS COMP	S T POS CNT	RNG P	FTE	BUDGET RATE	MOS	GF SAL	OF SAL	FF SAL	LF SAL	T R K
1900405	001330450	010-05-01-00000	121 0 PF CP	C6534 AP	2 02		.00	5,434.00	.00					
EST DATE: 2019/07/01 EXP DATE: 9999/01/01														
1900406	001330460	010-05-01-00000	121 0 PF CP	C6534 AP	2 02		.00	5,434.00	.00					
EST DATE: 2019/07/01 EXP DATE: 9999/01/01														
1900407	001330470	010-05-01-00000	121 0 PF CP	C6534 AP	2 02		.00	5,434.00	.00					
EST DATE: 2019/07/01 EXP DATE: 9999/01/01														
1900408	001330480	010-05-01-00000	121 0 PF CP	C6534 AP	2 02		.00	5,434.00	.00					
EST DATE: 2019/07/01 EXP DATE: 9999/01/01														
1900409	001330490	010-05-01-00000	121 0 PF CP	C6534 AP	2 02		.00	5,434.00	.00					
EST DATE: 2019/07/01 EXP DATE: 9999/01/01														
1900410	001330510	010-05-01-00000	121 0 PP CP	C6534 AP	2 02		.00	5,434.00	.00					
EST DATE: 2019/07/01 EXP DATE: 9999/01/01														
121							.00		.00					

REPORT: DETAIL LISTING BY SUMMARY XREF AGENCY

2019-21

PROD FILE

AGENCY: 29100 DEPT OF CORRECTIONS

PICS SYSTEM: BUDGET PREPARATION

SUMMARY XREF: 010-00-00 122 Health Services

POSITION NUMBER	AUTH NO	ORG STRUC	F POS PKG Y TYP	CLASS COMP	S T POS RNG P	FTE	BUDGET RATE	MOS	GF SAL	OF SAL	FF SAL	LF SAL	T R K
1900299	001330540	010-01-01-00000	122 0 PF	AAONC6128 AP	16 02	.00	3,447.00	.00					
EST DATE: 2019/07/01 EXP DATE: 9999/01/01													
1900300	001330550	010-01-01-00000	122 0 PF	AAONC6128 AP	16 02	.00	3,447.00	.00					
EST DATE: 2019/07/01 EXP DATE: 9999/01/01													
1900301	001330560	010-01-01-00000	122 0 PF	AAONC6128 AP	16 02	.00	3,447.00	.00					
EST DATE: 2019/07/01 EXP DATE: 9999/01/01													
1900302	001330570	010-01-01-00000	122 0 PF	AAONC6128 AP	16 02	.00	3,447.00	.00					
EST DATE: 2019/07/01 EXP DATE: 9999/01/01													
1900303	001330580	010-01-01-00000	122 0 PF	AAONC6128 AP	16 02	.00	3,447.00	.00					
EST DATE: 2019/07/01 EXP DATE: 9999/01/01													
1900304	001330590	010-01-01-00000	122 0 PF	AAONC6128 AP	16 02	.00	3,447.00	.00					
EST DATE: 2019/07/01 EXP DATE: 9999/01/01													
1900305	001330600	010-01-01-00000	122 0 PF	AAONC6128 AP	16 02	.00	3,447.00	.00					
EST DATE: 2019/07/01 EXP DATE: 9999/01/01													
1900306	001330610	010-01-01-00000	122 0 PF	AAONC6128 AP	16 02	.00	3,447.00	.00					
EST DATE: 2019/07/01 EXP DATE: 9999/01/01													
1900307	001330620	010-01-01-00000	122 0 PF	AAONC6128 AP	16 02	.00	3,447.00	.00					
EST DATE: 2019/07/01 EXP DATE: 9999/01/01													
1900308	001330630	010-01-01-00000	122 0 PF	AAONC6128 AP	16 02	.00	3,447.00	.00					
EST DATE: 2019/07/01 EXP DATE: 9999/01/01													
1900309	001330650	010-01-01-00000	122 0 PF	AAONC6128 AP	16 02	.00	3,447.00	.00					
EST DATE: 2019/07/01 EXP DATE: 9999/01/01													
1900310	001330660	010-01-01-00000	122 0 PF	AAONC6128 AP	16 02	.00	3,447.00	.00					
EST DATE: 2019/07/01 EXP DATE: 9999/01/01													
1900311	001330670	010-01-01-00000	122 0 PF	AAONC6128 AP	16 02	.00	3,447.00	.00					
EST DATE: 2019/07/01 EXP DATE: 9999/01/01													
1900312	001330680	010-01-01-00000	122 0 PF	AAONC6128 AP	16 02	.00	3,447.00	.00					
EST DATE: 2019/07/01 EXP DATE: 9999/01/01													
1900313	001330690	010-01-01-00000	122 0 PF	AAONC6128 AP	16 02	.00	3,447.00	.00					
EST DATE: 2019/07/01 EXP DATE: 9999/01/01													
1900314	001330700	010-01-01-00000	122 0 PF	AAONC6128 AP	16 02	.00	3,447.00	.00					
EST DATE: 2019/07/01 EXP DATE: 9999/01/01													

12/18/18 REPORT NO.: PPDPLWSBUD
 REPORT: DETAIL LISTING BY SUMMARY XREF AGENCY
 AGENCY: 29100 DEPT OF CORRECTIONS
 SUMMARY XREF: 010-00-00 122 Health Services

DEPT. OF ADMIN. SVCS. -- PPDB PICS SYSTEM

PAGE 43
 2019-21
 PROD FILE
 PICS SYSTEM: BUDGET PREPARATION

POSITION NUMBER	AUTH NO	ORG STRUC	F POS PKG Y TYP	CLASS COMP	S T POS RNG P	FTE	BUDGET RATE	MOS	GF SAL	OF SAL	FF SAL	LF SAL	T R K
1900315	001330710	010-01-01-00000	122 0 PF	AAONC6128 AP	16 02	.00	3,447.00	.00					
EST DATE: 2019/07/01 EXP DATE: 9999/01/01													
1900316	001330720	010-01-01-00000	122 0 PF	AAONC6128 AP	16 02	.00	3,447.00	.00					
EST DATE: 2019/07/01 EXP DATE: 9999/01/01													
1900316	001330740	010-01-01-00000	122 0 PF	AAONC6128 AP	16 02	.00	3,447.00	.00					
EST DATE: 2019/07/01 EXP DATE: 9999/01/01													
1900317	001330760	010-01-01-00000	122 0 PF	AAONC6128 AP	16 02	.00	3,447.00	.00					
EST DATE: 2019/07/01 EXP DATE: 9999/01/01													
1900318	001330770	010-01-01-00000	122 0 PF	AAONC6128 AP	16 02	.00	3,447.00	.00					
EST DATE: 2019/07/01 EXP DATE: 9999/01/01													
1900319	001330780	010-01-01-00000	122 0 PF	AAONC6128 AP	16 02	.00	3,447.00	.00					
EST DATE: 2019/07/01 EXP DATE: 9999/01/01													
1900320	001330790	010-01-01-00000	122 0 PF	AAONC6128 AP	16 02	.00	3,447.00	.00					
EST DATE: 2019/07/01 EXP DATE: 9999/01/01													
1900321	001330800	010-01-01-00000	122 0 PF	AAONC6128 AP	16 02	.00	3,447.00	.00					
EST DATE: 2019/07/01 EXP DATE: 9999/01/01													
1900322	001330810	010-01-01-00000	122 0 PF	AAONC6128 AP	16 02	.00	3,447.00	.00					
EST DATE: 2019/07/01 EXP DATE: 9999/01/01													
1900323	001330820	010-01-01-00000	122 0 PF	AAONC6128 AP	16 02	.00	3,447.00	.00					
EST DATE: 2019/07/01 EXP DATE: 9999/01/01													
1900324	001330830	010-01-01-00000	122 0 PF	AAONC6128 AP	16 02	.00	3,447.00	.00					
EST DATE: 2019/07/01 EXP DATE: 9999/01/01													
1900325	001330840	010-01-01-00000	122 0 PF	AAONC6128 AP	16 02	.00	3,447.00	.00					
EST DATE: 2019/07/01 EXP DATE: 9999/01/01													
1900326	001330850	010-01-01-00000	122 0 PF	AAONC6128 AP	16 02	.00	3,447.00	.00					
EST DATE: 2019/07/01 EXP DATE: 9999/01/01													
1900327	001330860	010-01-01-00000	122 0 PF	AAONC6128 AP	16 02	.00	3,447.00	.00					
EST DATE: 2019/07/01 EXP DATE: 9999/01/01													
1900328	001330870	010-01-01-00000	122 0 PF	AAONC6128 AP	16 02	.00	3,447.00	.00					
EST DATE: 2019/07/01 EXP DATE: 9999/01/01													
1900352	001331650	010-01-01-00000	122 0 PP	AAONC6128 AP	16 02	.00	3,447.00	.00					
EST DATE: 2019/07/01 EXP DATE: 9999/01/01													

12/18/18 REPORT NO.: PPDPLWSBUD
 REPORT: DETAIL LISTING BY SUMMARY XREF AGENCY
 AGENCY: 29100 DEPT OF CORRECTIONS
 SUMMARY XREF: 010-00-00 122 Health Services

DEPT. OF ADMIN. SVCS. -- PPDB PICS SYSTEM

PAGE 44
 2019-21
 PROD FILE
 PICS SYSTEM: BUDGET PREPARATION

POSITION NUMBER	AUTH NO	ORG STRUC	F POS PKG Y TYP	S T POS CLASS COMP	RNG P	FTE	BUDGET RATE	MOS	GF SAL	OF SAL	FF SAL	LF SAL	T R K
1900353	001329180	010-01-01-00000	122 0 PP	AAONC6128 AP	16 02	.00	3,447.00	.00					
EST DATE: 2019/07/01 EXP DATE: 9999/01/01													
1900354	001331660	010-01-01-00000	122 0 PP	AAONC6128 AP	16 02	.00	3,447.00	.00					
EST DATE: 2019/07/01 EXP DATE: 9999/01/01													
1900355	001331670	010-01-01-00000	122 0 PP	AAONC6128 AP	16 02	.00	3,447.00	.00					
EST DATE: 2019/07/01 EXP DATE: 9999/01/01													
1900356	001331680	010-01-01-00000	122 0 PP	AAONC6128 AP	16 02	.00	3,447.00	.00					
EST DATE: 2019/07/01 EXP DATE: 9999/01/01													
1900412	001331600	010-01-01-00000	122 0 PP	AAONC6128 AP	16 02	.00	3,447.00	.00					
EST DATE: 2019/07/01 EXP DATE: 9999/01/01													
1900413	001331610	010-01-01-00000	122 0 PP	AAONC6128 AP	16 02	.00	3,447.00	.00					
EST DATE: 2019/07/01 EXP DATE: 9999/01/01													
1900414	001331630	010-01-01-00000	122 0 PP	AAONC6128 AP	16 02	.00	3,447.00	.00					
EST DATE: 2019/07/01 EXP DATE: 9999/01/01													
1900415	001331640	010-01-01-00000	122 0 PP	AAONC6128 AP	16 02	.00	3,447.00	.00					
EST DATE: 2019/07/01 EXP DATE: 9999/01/01													
1900417	001331710	010-01-01-00000	122 0 PP	AAONC6128 AP	16 02	.00	3,447.00	.00					
EST DATE: 2019/07/01 EXP DATE: 9999/01/01													
122						.00		.00					

POSITION NUMBER	AUTH NO	ORG STRUC	F POS PKG Y TYP	CLASS COMP	S T POS RNG P CNT	FTE	BUDGET RATE	MOS	GF SAL	OF SAL	FF SAL	LF SAL	T R K
1900339	001332180	010-05-01-00000	124 0 PF	AAONC0107 AP	17 02	.00	3,600.00	.00					
EST DATE: 2019/07/01 EXP DATE: 9999/01/01													
1900340	001332190	010-05-01-00000	124 0 PF	AAONC6214 AP	28N 02	.00	5,805.00	.00					
EST DATE: 2019/07/01 EXP DATE: 9999/01/01													
1900341	001332200	010-05-01-00000	124 0 PP	AAONC6214 AP	28N 02	.00	5,805.00	.00					
EST DATE: 2019/07/01 EXP DATE: 9999/01/01													
1900342	001332210	010-05-01-00000	124 0 PF	AAONC0861 AP	27 02	.00	5,703.00	.00					
EST DATE: 2019/07/01 EXP DATE: 9999/01/01													
1900343	001332230	010-05-01-00000	124 0 PF	CP C6534 AP	2 02	.00	5,434.00	.00					
EST DATE: 2019/07/01 EXP DATE: 9999/01/01													
1900344	001332240	010-05-01-00000	124 0 PF	CP C6534 AP	2 02	.00	5,434.00	.00					
EST DATE: 2019/07/01 EXP DATE: 9999/01/01													
1900345	001332250	010-05-01-00000	124 0 PF	CP C6534 AP	2 02	.00	5,434.00	.00					
EST DATE: 2019/07/01 EXP DATE: 9999/01/01													
1900346	001332260	010-05-01-00000	124 0 PP	CP C6534 AP	2 02	.00	5,434.00	.00					
EST DATE: 2019/07/01 EXP DATE: 9999/01/01													
124						.00		.00					

1- .50- 12.00- 39,588-

REPORT: DETAIL LISTING BY SUMMARY XREF AGENCY

2019-21

PROD FILE

AGENCY: 29100 DEPT OF CORRECTIONS

PICS SYSTEM: BUDGET PREPARATION

SUMMARY XREF: 011-00-00 060 Offender Management

POSITION NUMBER	AUTH NO	ORG STRUC	F POS	CLASS	COMP	RNG	S T P	POS CNT	FTE	BUDGET RATE	MOS	GF SAL	OF SAL	FF SAL	LF SAL	T R K
1900001	001317360	011-01-01-00000	060 0 PF	MMS X7010	AP	35X	02	1	1.00	7,208.00	24.00	172,992				
EST DATE: 2019/07/01 EXP DATE: 9999/01/01																
1900002	001317370	011-01-01-00000	060 0 PF	MMN X0872	AP	30	02	1	1.00	5,937.00	24.00	142,488				
EST DATE: 2019/07/01 EXP DATE: 9999/01/01																
1900003	001317380	011-01-01-00000	060 0 PF	MMN X0872	AP	30	02	1	1.00	5,937.00	24.00	142,488				
EST DATE: 2019/07/01 EXP DATE: 9999/01/01																
							060	3	3.00		72.00	457,968				

REPORT: DETAIL LISTING BY SUMMARY XREF AGENCY

2019-21

PROD FILE

AGENCY: 29100 DEPT OF CORRECTIONS

PICS SYSTEM: BUDGET PREPARATION

SUMMARY XREF: 011-00-00 090 Offender Management

POSITION NUMBER	AUTH NO	ORG STRUC	F POS PKG Y TYP	CLASS COMP	S T RNG P	POS CNT	FTE	BUDGET RATE	MOS	GF SAL	OF SAL	FF SAL	LF SAL	T R K
1700130	001267410	011-08-01-00000	090 0 PF	MMN X0861 AP	27 02	1-	1.00-	5,127.00	24.00-	123,048-				
EST DATE: 2019/07/01			EXP DATE: 9999/01/01											
			090			1-	1.00-		24.00-	123,048-				

REPORT: DETAIL LISTING BY SUMMARY XREF AGENCY

2019-21

PROD FILE

AGENCY: 29100 DEPT OF CORRECTIONS

PICS SYSTEM: BUDGET PREPARATION

SUMMARY XREF: 011-00-00 101 Offender Management

POSITION NUMBER	AUTH NO	ORG STRUC	F POS PKG Y TYP	CLASS COMP	S T RNG P	POS CNT	FTE	BUDGET RATE	MOS	GF SAL	OF SAL	FF SAL	LF SAL	T R K
1900009	001321630	011-01-01-00000	101 0 PF	AAONC0104 AP	15	02	.00	3,299.00	.00					
EST DATE: 2019/07/01			EXP DATE: 9999/01/01											
			101				.00		.00					

REPORT: DETAIL LISTING BY SUMMARY XREF AGENCY

2019-21

PROD FILE

AGENCY: 29100 DEPT OF CORRECTIONS

PICS SYSTEM: BUDGET PREPARATION

SUMMARY XREF: 011-00-00 111 Offender Management

POSITION NUMBER	AUTH NO	ORG STRUC	F POS PKG Y TYP	CLASS COMP	S T POS CNT	RNG P	FTE	BUDGET RATE	MOS	GF SAL	OF SAL	FF SAL	LF SAL	T R K
1900042	001323040	011-03-01-00000	111 0 PF	AAONC1339 AP	27 02		.00	5,703.00	.00					
EST DATE: 2019/07/01 EXP DATE: 9999/01/01														
1900043	001323050	011-08-01-00000	111 0 PF	AAONC6783 AP	25 02		.00	5,192.00	.00					
EST DATE: 2019/07/01 EXP DATE: 9999/01/01														
1900044	001323440	011-08-01-00000	111 0 PF	AAONC6783 AP	25 02		.00	5,192.00	.00					
EST DATE: 2019/07/01 EXP DATE: 9999/01/01														
1900045	001323450	011-10-01-00000	111 0 PF	AAONC6783 AP	25 02		.00	5,192.00	.00					
EST DATE: 2019/07/01 EXP DATE: 9999/01/01														
1900171	001328190	011-10-01-00000	111 0 PF	AAONC0871 AP	27 02		.00	5,703.00	.00					
EST DATE: 2019/07/01 EXP DATE: 9999/01/01														
1900172	001328200	011-10-01-00000	111 0 PF	AAONC6783 AP	25 02		.00	5,192.00	.00					
EST DATE: 2019/07/01 EXP DATE: 9999/01/01														
			111				.00		.00					

REPORT: DETAIL LISTING BY SUMMARY XREF AGENCY

2019-21

PROD FILE

AGENCY: 29100 DEPT OF CORRECTIONS

PICS SYSTEM: BUDGET PREPARATION

SUMMARY XREF: 011-00-00 118 Offender Management

POSITION NUMBER	AUTH NO	ORG STRUC	F POS PKG Y TYP	CLASS COMP	S T RNG P	POS CNT	FTE	BUDGET RATE	MOS	GF SAL	OF SAL	FF SAL	LF SAL	T R K
1900284	001327770	011-11-01-00000	118 0 PF	AAONC0104 AP	15	02	.00	3,299.00	.00					
EST DATE:		2019/07/01		EXP DATE:		9999/01/01								
1900285	001328090	011-11-01-00000	118 0 PF	AAONC0870 AP	23	02	.00	4,733.00	.00					
EST DATE:		2019/07/01		EXP DATE:		9999/01/01								
118							.00		.00					

REPORT: DETAIL LISTING BY SUMMARY XREF AGENCY

2019-21

PROD FILE

AGENCY: 29100 DEPT OF CORRECTIONS

PICS SYSTEM: BUDGET PREPARATION

SUMMARY XREF: 011-00-00 121 Offender Management

POSITION NUMBER	AUTH NO	ORG STRUC	F POS	CLASS	COMP	RNG	POS	FTE	BUDGET RATE	MOS	GF SAL	OF SAL	FF SAL	LF SAL	T R K
1900411	001330520	011-01-01-00000	121 0 PF	AAONC0871	AP	27	02	.00	5,703.00	.00					
EST DATE: 2019/07/01 EXP DATE: 9999/01/01															

121	.00	.00
-----	-----	-----

2	2.00	48.00	334,920
---	------	-------	---------

34	34.50	828.00	2,468,460	1,571,544
----	-------	--------	-----------	-----------

REPORT: DETAIL LISTING BY SUMMARY XREF AGENCY

2019-21

PROD FILE










AGENCY: 29100 DEPT OF CORRECTIONS

PICS SYSTEM: BUDGET PREPARATION

SUMMARY XREF: 011-00-00 121 Offender Management

POSITION NUMBER	AUTH NO	ORG STRUC	F POS PKG Y TYP	CLASS COMP	S T RNG P	POS CNT	FTE	BUDGET RATE	MOS	GF SAL	OF SAL	FF SAL	LF SAL	T R K
--------------------	---------	-----------	--------------------	------------	-----------------	------------	-----	----------------	-----	-----------	-----------	-----------	-----------	-------------

						34	34.50		828.00	2,468,460	1,571,544			
--	--	--	--	--	--	----	-------	--	--------	-----------	-----------	--	--	--



PACKAGE: 112 - Hospital Security Watches

POSITION NUMBER	CLASS	COMP	CLASS NAME	POS CNT	FTE	MOS	STEP	RATE	GF SAL/OPE	OF SAL/OPE	FF SAL/OPE	LF SAL/OPE	AF SAL/OPE
1900046	AAOSC6775	AP	CORRECTIONAL OFFICER	1	1.00	24.00	02	4,354.00	104,496 66,318				104,496 66,318
1900047	AAOSC6775	AP	CORRECTIONAL OFFICER	1	1.00	24.00	02	4,354.00	104,496 66,318				104,496 66,318
1900048	AAOSC6775	AP	CORRECTIONAL OFFICER	1	1.00	24.00	02	4,354.00	104,496 66,318				104,496 66,318
1900049	AAOSC6775	AP	CORRECTIONAL OFFICER	1	1.00	24.00	02	4,354.00	104,496 66,318				104,496 66,318
1900050	AAOSC6775	AP	CORRECTIONAL OFFICER	1	1.00	24.00	02	4,354.00	104,496 66,318				104,496 66,318
1900051	AAOSC6775	AP	CORRECTIONAL OFFICER	1	1.00	24.00	02	4,354.00	104,496 66,318				104,496 66,318
1900052	AAOSC6775	AP	CORRECTIONAL OFFICER	1	1.00	24.00	02	4,354.00	104,496 66,318				104,496 66,318
1900053	AAOSC6775	AP	CORRECTIONAL OFFICER	1	1.00	24.00	02	4,354.00	104,496 66,318				104,496 66,318
1900054	AAOSC6775	AP	CORRECTIONAL OFFICER	1	1.00	24.00	02	4,354.00	104,496 66,318				104,496 66,318
1900055	AAOSC6775	AP	CORRECTIONAL OFFICER	1	1.00	24.00	02	4,354.00	104,496 66,318				104,496 66,318
1900056	AAOSC6775	AP	CORRECTIONAL OFFICER	1	1.00	24.00	02	4,354.00	104,496 66,318				104,496 66,318
1900057	AAOSC6775	AP	CORRECTIONAL OFFICER	1	1.00	24.00	02	4,354.00	104,496 66,318				104,496 66,318
TOTAL PICS SALARY									1,253,952				1,253,952
TOTAL PICS OPE									795,816				795,816
TOTAL PICS PERSONAL SERVICES =				12	12.00	288.00			2,049,768				2,049,768

POSITION NUMBER	CLASS COMP	CLASS NAME	POS CNT	FTE	MOS	STEP	RATE	GF SAL/OPE	OF SAL/OPE	FF SAL/OPE	LF SAL/OPE	AF SAL/OPE
1900004	MMN X0873	AP OPERATIONS & POLICY ANALYST 4	1	1.00	24.00	02	6,542.00	157,008 81,903				157,008 81,903
TOTAL PICS SALARY								157,008				157,008
TOTAL PICS OPE								81,903				81,903
TOTAL PICS PERSONAL SERVICES =			1	1.00	24.00			238,911				238,911

12/18/18 REPORT NO.: PPDPFISCAL
 REPORT: PACKAGE FISCAL IMPACT REPORT
 AGENCY:29100 DEPT OF CORRECTIONS
 SUMMARY XREF:004-00-00 Central Administration

DEPT. OF ADMIN. SVCS. -- PPDB PICS SYSTEM

PAGE 4

2019-21

PROD FILE

PICS SYSTEM: BUDGET PREPARATION

PACKAGE: 090 - Analyst Adjustments

POSITION NUMBER	CLASS	COMP	CLASS NAME	POS CNT	FTE	MOS	STEP	RATE	GF SAL/OPE	OF SAL/OPE	FF SAL/OPE	LF SAL/OPE	AF SAL/OPE
9902480	AAONC5237	AP	DEPT/CORRECTIONS INSPECTOR 1	1-	1.00-	24.00-	02	4,328.00	103,872- 66,132-				103,872- 66,132-
TOTAL PICS SALARY									103,872-				103,872-
TOTAL PICS OPE									66,132-				66,132-
TOTAL PICS PERSONAL SERVICES =				1-	1.00-	24.00-			170,004-				170,004-

PACKAGE: 113 - Other Funds Position Creation

POSITION NUMBER	CLASS COMP	CLASS NAME	POS CNT	FTE	MOS	STEP	RATE	GF SAL/OPE	OF SAL/OPE	FF SAL/OPE	LF SAL/OPE	AF SAL/OPE
1900186	AAONC1216	AP ACCOUNTANT 2	1	1.00	24.00	02	4,733.00		113,592			113,592
									69,017			69,017
TOTAL PICS SALARY									113,592			113,592
TOTAL PICS OPE									69,017			69,017
TOTAL PICS PERSONAL SERVICES =			1	1.00	24.00				182,609			182,609

PACKAGE: 090 - Analyst Adjustments

POSITION NUMBER	CLASS COMP	CLASS NAME	POS CNT	FTE	MOS	STEP	RATE	GF SAL/OPE	OF SAL/OPE	FF SAL/OPE	LF SAL/OPE	AF SAL/OPE
0100155	AAONC1485	IP INFO SYSTEMS SPECIALIST 5	1-	1.00-	24.00-	02	5,008.00	120,192- 70,976-				120,192- 70,976-
TOTAL PICS SALARY								120,192-				120,192-
TOTAL PICS OPE								70,976-				70,976-
TOTAL PICS PERSONAL SERVICES =			1-	1.00-	24.00-			191,168-				191,168-

POSITION NUMBER	CLASS COMP	CLASS NAME	POS CNT	FTE	MOS	STEP	RATE	GF SAL/OPE	OF SAL/OPE	FF SAL/OPE	LF SAL/OPE	AF SAL/OPE
1900128	AAONC3268 AP	CONSTRUCTION PROJECT MANAGER 2	1	1.00	24.00	02	6,606.00	158,544 82,359				158,544 82,359
1900129	AAONC1487 IP	INFO SYSTEMS SPECIALIST 7	1	1.00	24.00	02	5,942.00	142,608 77,628				142,608 77,628
1900130	AAONC4015 AP	FACILITY OPERATIONS SPEC 2	1	1.00	24.00	02	5,450.00	130,800 74,124				130,800 74,124
1900131	AAONC4005 AP	PLUMBER	1	1.00	24.00	02	4,950.00	118,800 70,563				118,800 70,563
1900132	AAONC4051 AP	ELECTRONIC SECURITY TECH 2	1	1.00	24.00	02	5,450.00	130,800 74,124				130,800 74,124
TOTAL PICS SALARY								681,552				681,552
TOTAL PICS OPE								378,798				378,798
TOTAL PICS PERSONAL SERVICES =			5	5.00	120.00			1,060,350				1,060,350

POSITION NUMBER	CLASS COMP	CLASS NAME	POS CNT	FTE	MOS	STEP	RATE	GF SAL/OPE	OF SAL/OPE	FF SAL/OPE	LF SAL/OPE	AF SAL/OPE
1900180	MMN X7010 AP	PRINCIPAL EXECUTIVE/MANAGER F	1	1.00	24.00	02	7,208.00		172,992 86,647			172,992 86,647
1900181	AAONC0854 AP	PROJECT MANAGER 1	1	1.00	24.00	02	5,450.00		130,800 74,124			130,800 74,124
1900182	AAONC0108 AP	ADMINISTRATIVE SPECIALIST 2	1	1.00	24.00	02	3,944.00		94,656 63,397			94,656 63,397
TOTAL PICS SALARY									398,448			398,448
TOTAL PICS OPE									224,168			224,168
TOTAL PICS PERSONAL SERVICES =			3	3.00	72.00				622,616			622,616

12/18/18 REPORT NO.: PPDPFISCAL
 REPORT: PACKAGE FISCAL IMPACT REPORT
 AGENCY:29100 DEPT OF CORRECTIONS
 SUMMARY XREF:009-00-00 Community Corrections

DEPT. OF ADMIN. SVCS. -- PPDB PICS SYSTEM

2019-21

PICS SYSTEM: BUDGET PREPARATION

PACKAGE: 104 - Linn & Douglas FTE Adjustment

POSITION NUMBER	CLASS	COMP	CLASS NAME	POS CNT	FTE	MOS	STEP	RATE	GF SAL/OPE	OF SAL/OPE	FF SAL/OPE	LF SAL/OPE	AF SAL/OPE
1900019	AQ	C6787	AP ADULT PAROLE/PROBATION OFFICER	1	1.00	24.00	02	5,452.00	130,848 74,139				130,848 74,139
1900020	AAONC0104	AP	OFFICE SPECIALIST 2	1	1.00	24.00	02	3,299.00	79,176 58,802				79,176 58,802
1900021	AAONC0108	AP	ADMINISTRATIVE SPECIALIST 2	1	1.00	24.00	02	3,944.00	94,656 63,397				94,656 63,397
TOTAL PICS SALARY									304,680				304,680
TOTAL PICS OPE									196,338				196,338
TOTAL PICS PERSONAL SERVICES =				3	3.00	72.00			501,018				501,018

12/18/18 REPORT NO.: PPDPFISCAL
 REPORT: PACKAGE FISCAL IMPACT REPORT
 AGENCY:29100 DEPT OF CORRECTIONS
 SUMMARY XREF:010-00-00 Health Services

DEPT. OF ADMIN. SVCS. -- PPDB PICS SYSTEM

PAGE 10

2019-21

PROD FILE

PICS SYSTEM: BUDGET PREPARATION

PACKAGE: 090 - Analyst Adjustments

POSITION NUMBER	CLASS COMP	CLASS NAME	POS CNT	FTE	MOS	STEP	RATE	GF SAL/OPE	OF SAL/OPE	FF SAL/OPE	LF SAL/OPE	AF SAL/OPE
0300055	AAONC0104	AP OFFICE SPECIALIST 2	1-	.50-	12.00-	02	3,299.00	39,588- 47,053-				39,588- 47,053-
TOTAL PICS SALARY								39,588-				39,588-
TOTAL PICS OPE								47,053-				47,053-
TOTAL PICS PERSONAL SERVICES =			1-	.50-	12.00-			86,641-				86,641-

POSITION NUMBER	CLASS	COMP	CLASS NAME	POS CNT	FTE	MOS	STEP	RATE	GF SAL/OPE	OF SAL/OPE	FF SAL/OPE	LF SAL/OPE	AF SAL/OPE
1900001	MMS	X7010	AP PRINCIPAL EXECUTIVE/MANAGER F	1	1.00	24.00	02	7,208.00	172,992 86,647				172,992 86,647
1900002	MMN	X0872	AP OPERATIONS & POLICY ANALYST 3	1	1.00	24.00	02	5,937.00	142,488 77,593				142,488 77,593
1900003	MMN	X0872	AP OPERATIONS & POLICY ANALYST 3	1	1.00	24.00	02	5,937.00	142,488 77,593				142,488 77,593
TOTAL PICS SALARY									457,968				457,968
TOTAL PICS OPE									241,833				241,833
TOTAL PICS PERSONAL SERVICES =									---	-----	-----	-----	-----
									3	3.00	72.00		699,801

POSITION NUMBER	CLASS COMP	CLASS NAME	POS CNT	FTE	MOS	STEP	RATE	GF SAL/OPE	OF SAL/OPE	FF SAL/OPE	LF SAL/OPE	AF SAL/OPE
1700130	MMN X0861 AP	PROGRAM ANALYST 2	1-	1.00-	24.00-	02	5,127.00	123,048- 71,824-				123,048- 71,824-
TOTAL PICS SALARY								123,048-				123,048-
TOTAL PICS OPE								71,824-				71,824-
TOTAL PICS PERSONAL SERVICES =			1-	1.00-	24.00-			194,872-				194,872-