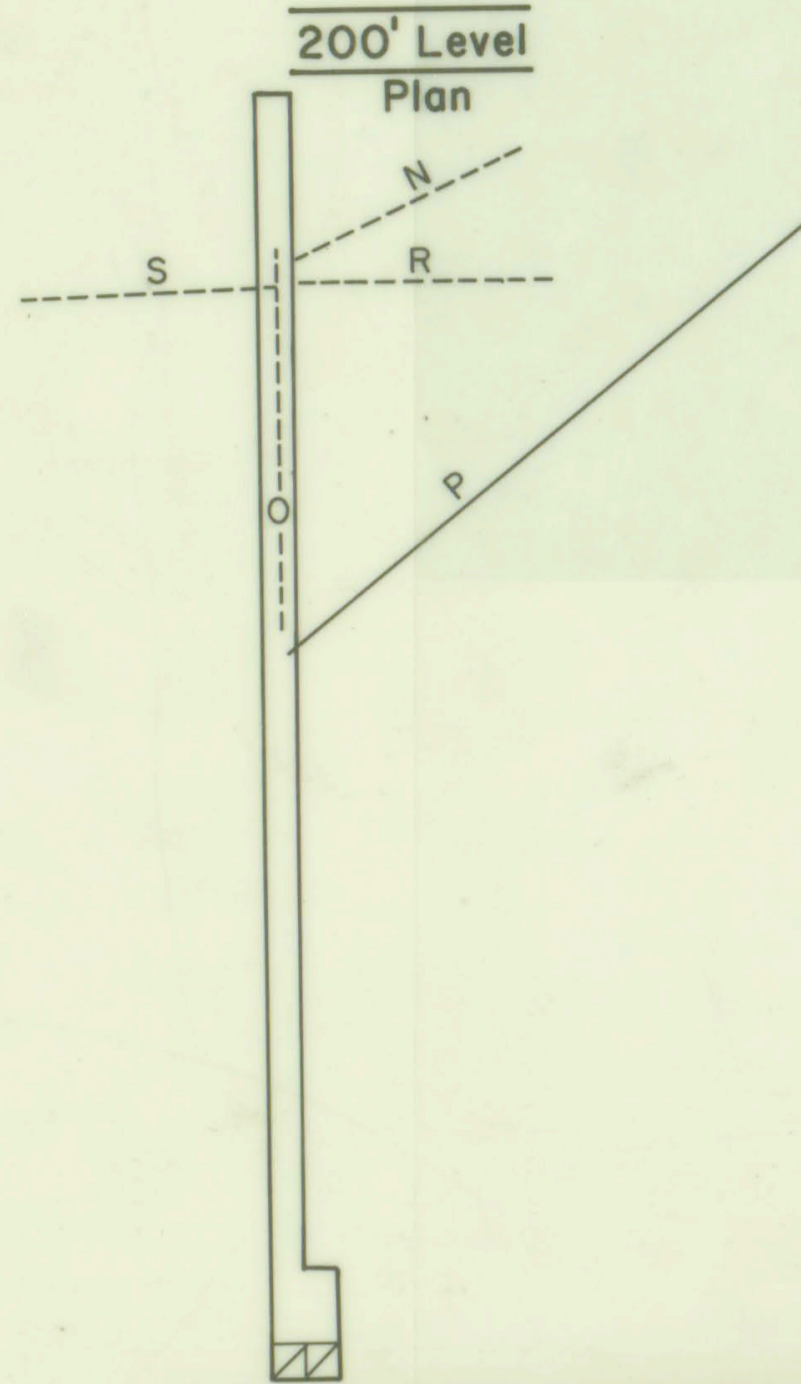
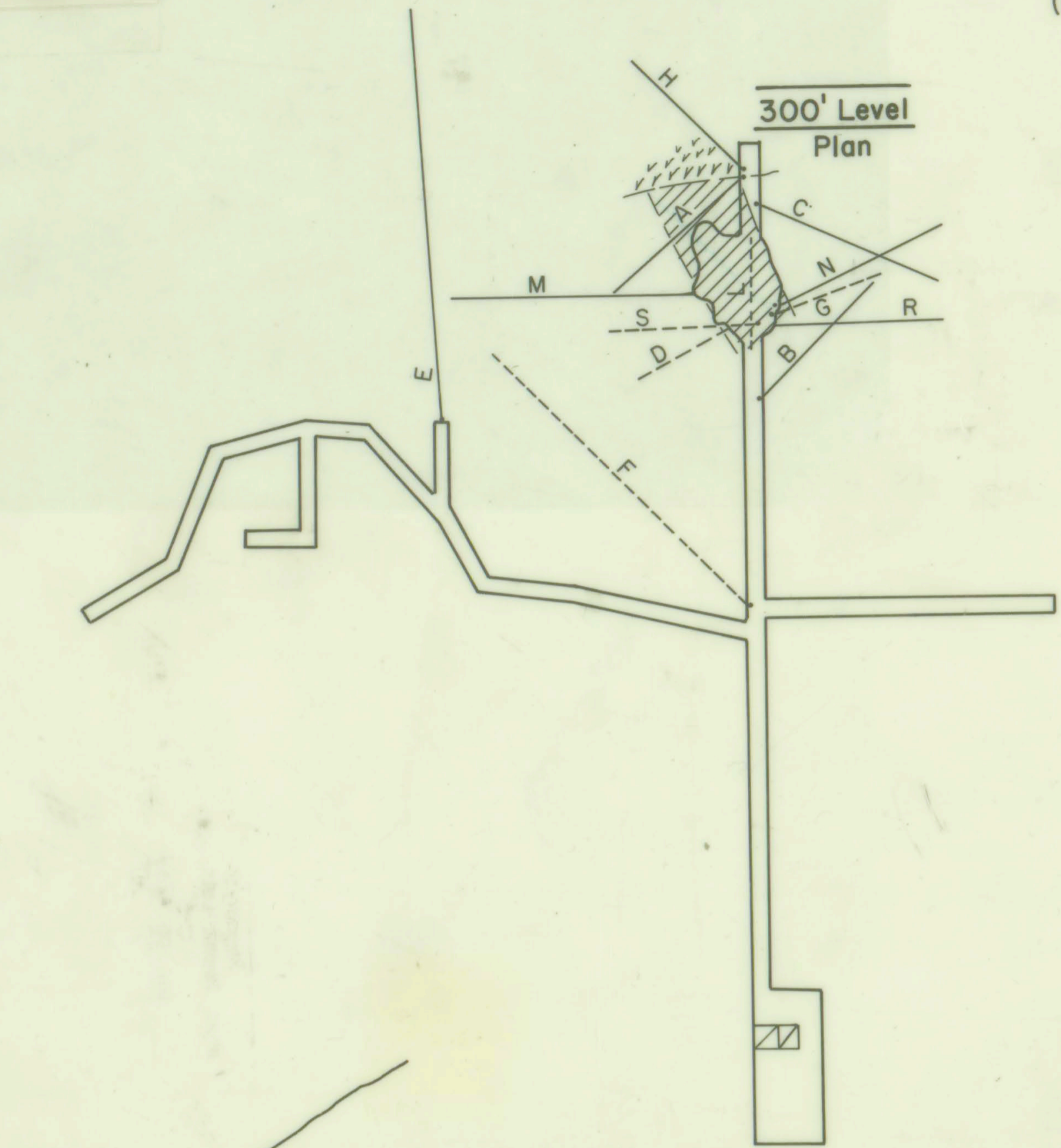



Figure 16

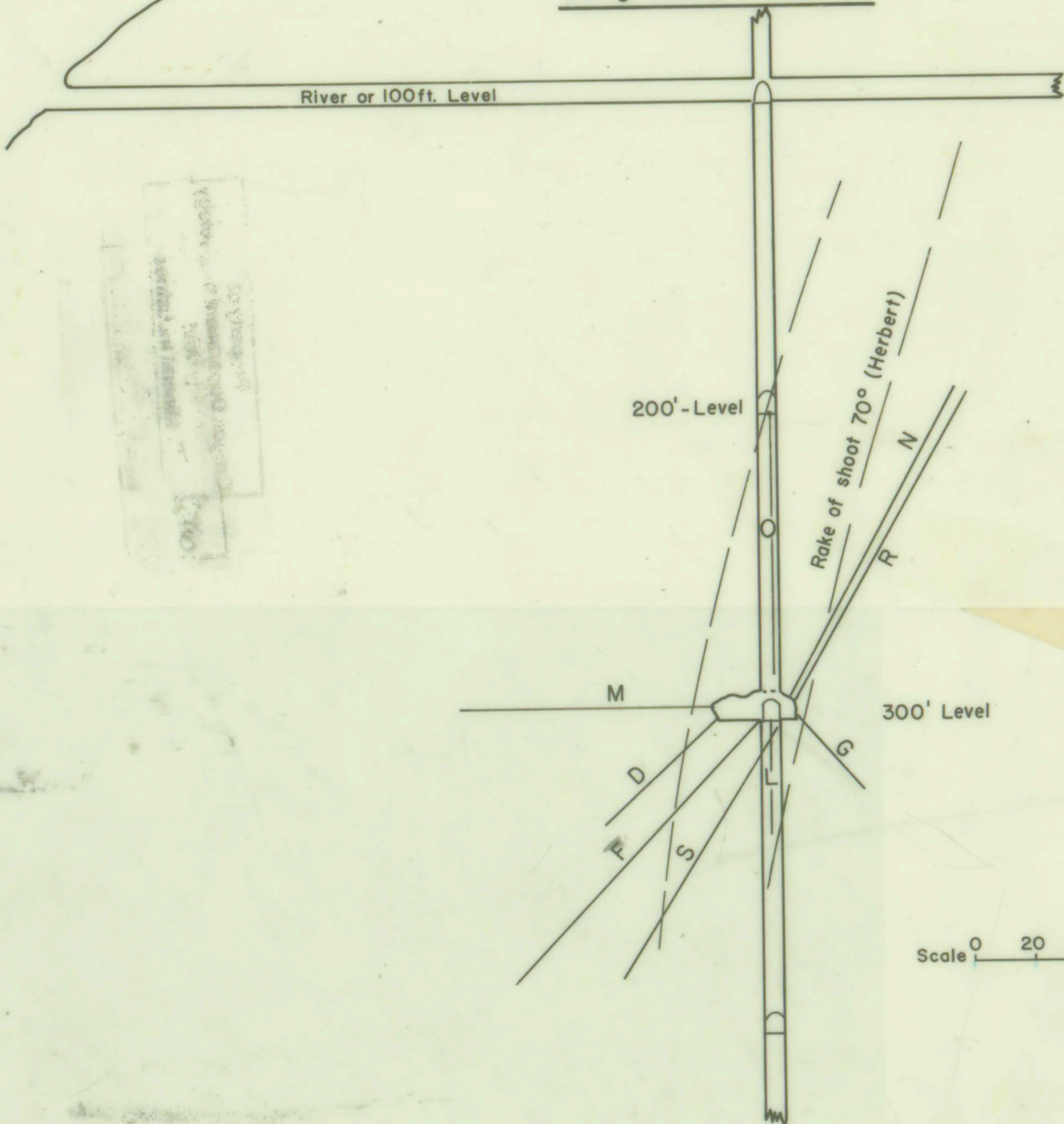
— DIAMOND DRILL HOLES —  
(Holdsworth—Hillman)



430355



Longitudinal Section



10 Ft. Samples — Gold only — Value \$ per ton

	0-10'	10-20'	20-30'	30-40'	40-50'	50-60'	60-70'	70-80'	80-90'	90-100'	100-110'	110-120'	120-130'	130-140'	140-150'
A —	11.55	9.45	5.25	3.50	3.50	2.45	0.35								
B —	1.05	2.80	2.10	1.05	1.75										
C —	1.05	0.35	0.35	0.35	0.35	0.35	1.05								
D —		4.55	3.50	1.75	1.75										
E —	0.70	1.40	0.70	Tr	Tr	Tr	0.70	1.05	0.70	Tr	0.35	Tr	0.35		
F —	0.70	0.35	0.35	Tr	0.35	0.35	Tr	Tr	-	-	-	-	0.35	1.75	Tr
G —	2.80	3.85	2.10												
H —	Tr	Tr	0.70	Tr	Tr										
L —	8.40	3.15	109.50	113.05	8.95										
M —	12.80	50.75	2.10	0.35	0.35	Tr	0.35	Tr	1.05						
N —	55.30	14.70	9.10	5.60	2.80	1.05	0.70	1.05	3.85	1.05	0.70				
O —	0.35	Tr	Tr	Tr	Tr	Tr	0.35	Tr	Tr	Tr	0.35	1.05			
P —	Tr	0.35	0.35	0.35	0.35	Tr	Tr	Tr	0.35	0.35	0.35	0.35	0.35	0.35	0.35
R —	29.75	4.90	1.40	30.45	1.40	1.40	1.05	0.70	1.05	1.40					
S —	361.90	13.65	21.70	3.15	2.00	6.30	2.10	0.70	2.45	1.05					



Scale 0 20 40 60 80 100 Feet

Fig. 16  
Reduce of Orig. Packet  
P-247  
FMS-9

9/19/11 1174 sheet 107/10/1274