

Figure 20

Elev. 620'





Elev. 520'

Elev. 420'

Elev. 320'

Elev. 220'

—LEGEND—

-  Altered Dacite Porphyry (with barite, calcite, pyrite)
-  Slate (often quartzite at contact)
-  Greenstone (Dacite?)
-  Quartz-Diorite

Scale 0 20 40 60 80 100 Feet

SLATE

LOW GRADE COPPER ORE

Cu-0.02
Ag-9.8
Cu-Tr

RED SHALE

DDH-A

Cave

Body Crushed

Soft


Lagged

Projection of old stope
CALCITE VEIN

Crushed

Winze
Av. smelter
returns
2.0 oz. Au

430355



SECTION A-A'
ALMEDA MINING CO.
(C.F. Herbert — Oct 1953)
Looking South

Fig 20

Packet

P-251

6-521

10 3/4 x 15 sheet size 11 3/4 x 14

60%