




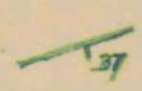



ADIT NO. 3
SOUTH NONPAREIL MINE

GEOLOGY BY: R. E. BROWN

Scale: 1" = 40'

LEGEND

- | | | | |
|---|---|---|--|
|  | Massive, dark grey sandstone |  | Massive sandstone with interbedded shales and siltstones |
|  | Tuff and tuffaceous sandstone |  | Faults |
|  | Shaly sandstone (heavily limonitized in zone of alteration) | | |