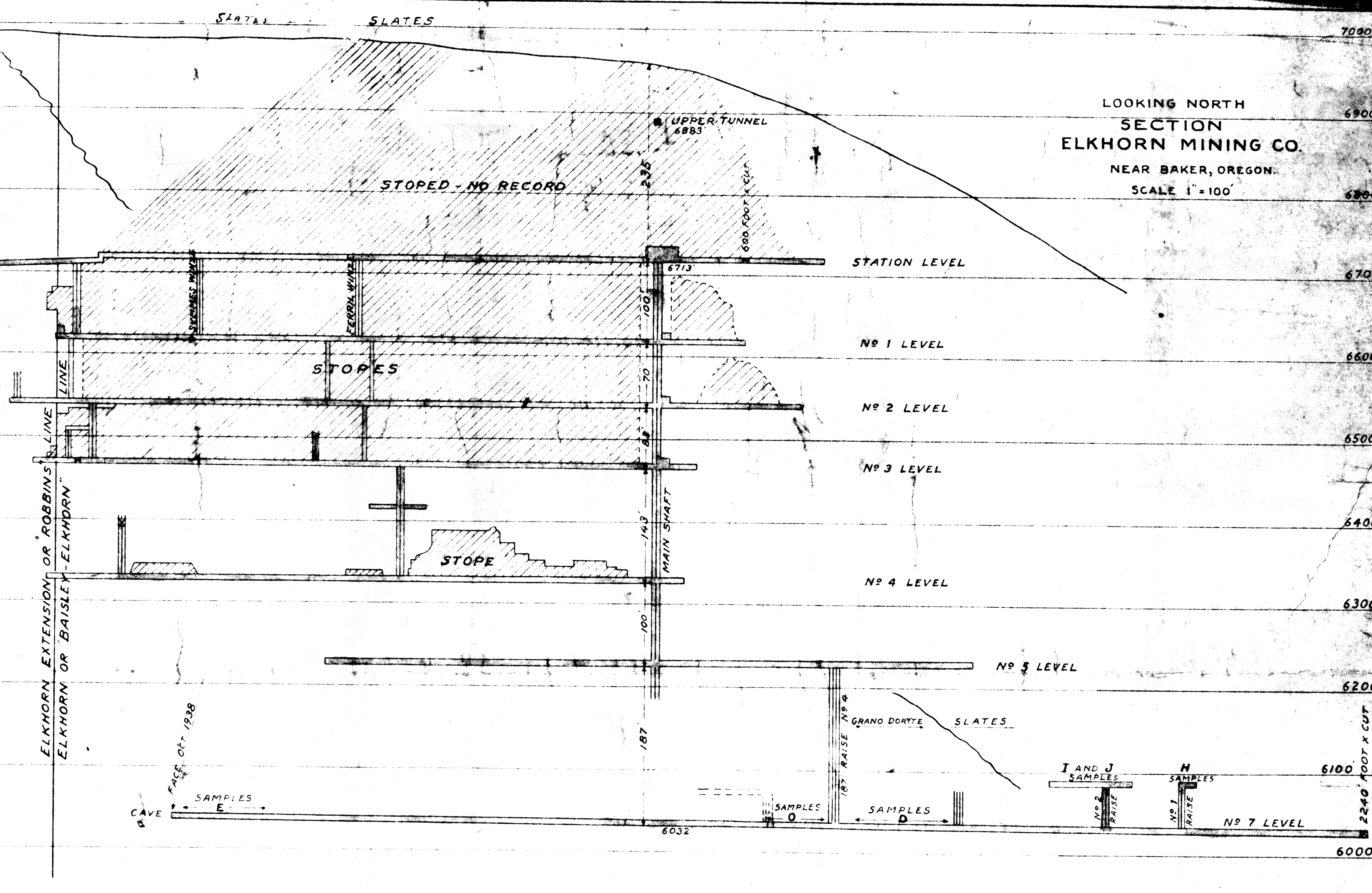
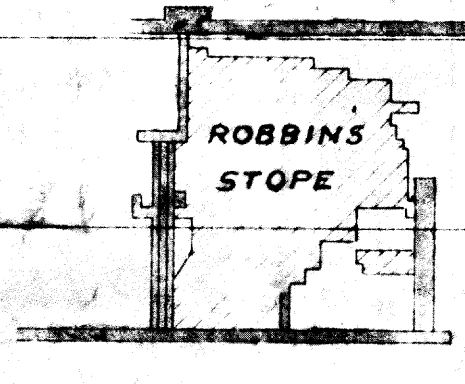
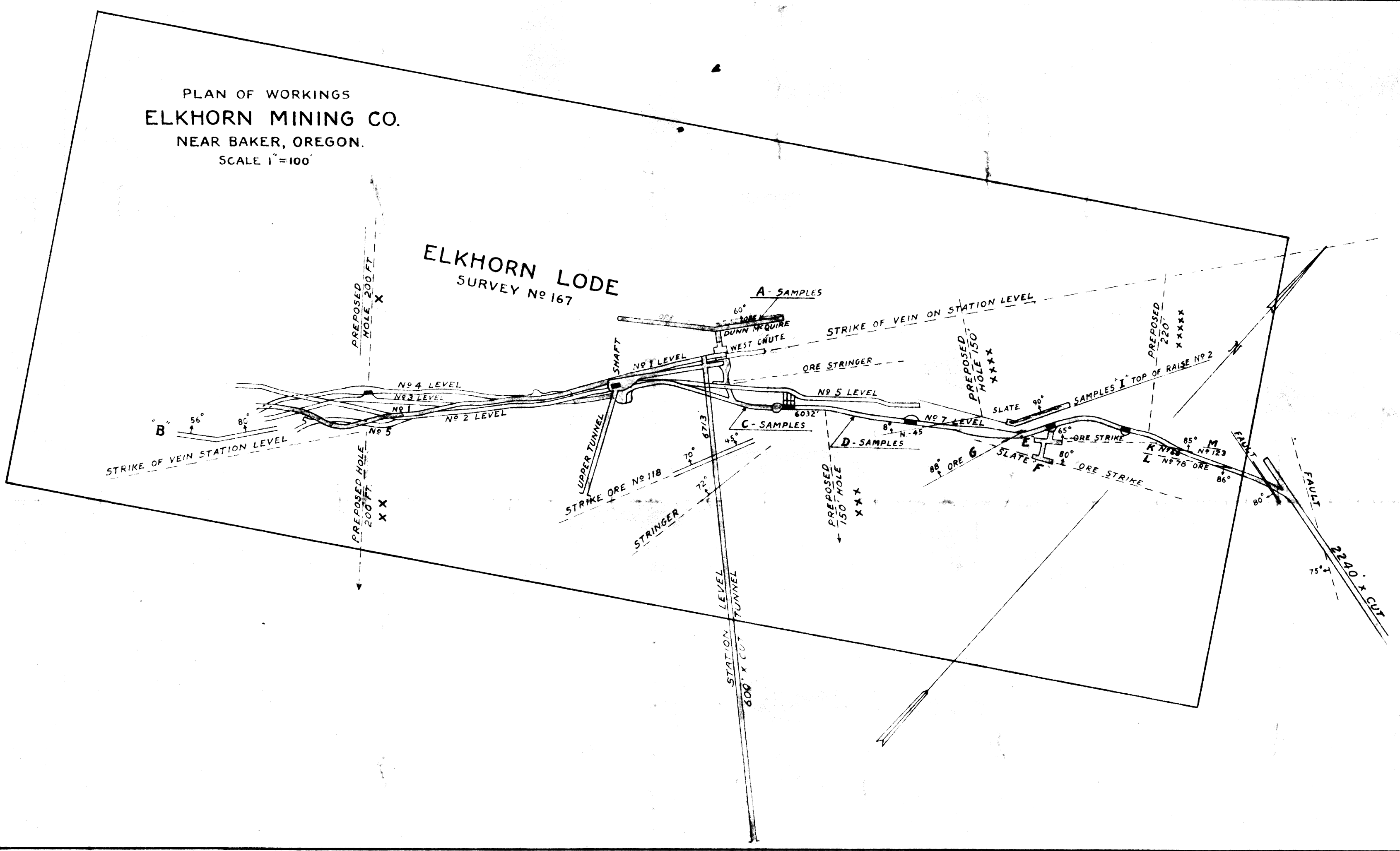


No 430

LOOKING NORTH
SECTION
ELKHORN MINING CO.
NEAR BAKER, OREGON.
SCALE 1"=100'



PLAN OF WORKINGS
ELKHORN MINING CO.
NEAR BAKER, OREGON.
SCALE 1"=100'



ASSAY MAP - SHOWING WIDTH AND VALUE OF PLACES SAMPLED.
VALUES CALCULATED ON DOLLAR INCH. SAMPLES CHANNELED
ACROSS VEINS EVERY 5 FT. AND COMPOSITED IN 10 FT.
SAMPLES FOR ASSAY. PLACES SAMPLED ARE MARKED
ON MAP ALPHABETICALLY IN ORDER TO SHOW THEM ON
BIGGER SCALE.
SAMPLING SUPERVISED BY JOHN ARTHUR - OCTOBER - 1938.
SAMPLING ASSAYED BY W. W. GIBBS - SUMPTER, ORE.
GOLD CALCULATED AT \$32.00 PER FINE OZ.
SILVER " " " 0.60

BAISLEY ELKHORN MINE

SCALE 1"=20 FT.

SAMPLES 'A' STARTING SOUTHWEST
DUNN - MCGUIRE DRIFT

NO	WIDTH	AV	AG VALUE
1	4	.44	3.0
2	10	.305	1.7
3	9	.045	1.6
4	12	.045	.06
5	20	.46	4.1
6	10	.28	3.1
7	12	.06	1.1
8	18	.04	.60
9	23	.03	1.80
10	9	.02	1.0
11	9	.03	.9
12	8	.03	.8

THIS ORE BODY AVERAGES 20 LONG - 13 WIDE - VALUE \$15.80 PER TON

NO 7 TUNNEL 'B' FARTHEST
S.W. DRIFT

NO	WIDTH	AV	AG VALUE
1	46	.03	2.1
2	30	.02	.2
3	16	.04	.3
4	15	.02	.1
5	26	.04	.4
6	52	.02	.5
7	42	.02	.2
8	50	.015	.1
9	64	.02	.3
10	41	.01	.1
11	37	.03	.5
12	37	.03	.4
13	18	.02	.3

THIS MINERALIZED ZONE 125 FT LONG - 37 WIDE - VALUE \$10.70 PER TON

SAMPLES 'C' S. NO 4
RAISE

NO	WIDTH	AV	AG VALUE
1	13	.03	1.102
2	28	.04	2.140
3	12	.04	3.146
4	16	.03	3.114
5	36	.04	2.140

SAMPLES 'D' N. OF
NO 4 RAISE

NO	WIDTH	AV	AG VALUE
1	30	.01	.032
2	47	.03	2.108
3	52	.03	.96
4	52	.02	.276
5	20	.015	.210
6	42	.03	5.126
7	38	.13	5.444
8	20	.02	.382
9	33	.02	.276
10	27	.015	.154
11	27	.03	3.114

AVERAGE LENGTH 110 - WIDTH 32 - VALUE \$1.02 PER TON

SAMPLE 'E' BACK
OF NO 2 RAISE

NO	WIDTH	AV	AG VALUE
4 CUTS			
AVG	20	.04	.6
1.64			

SAMPLE 'F' 2ND VEIN
BACK NO 2 RAISE

NO	WIDTH	AV	AG VALUE
3 CUTS			
AVG	20	.02	.3
0.82			

TOP NO 2 RAISE 65' UP
SAMPLES 'J'

NO	WIDTH	AV	AG VALUE
1	18	.02	.64
2	43	.01	.32
3	92	.02	.64
4	36	.01	.32

STOPE TOP NO 2 RAISE

NO	WIDTH	AV	AG VALUE
1	16	.69	2.4
2	10	.34	7.6
3	6	.13	1.9
4	17	.09	3.306
5	15	.30	7.1002
6	24	.69	1.4
7	13	.19	1.8

TOP STOPE NO 2 - I SAMPLE

AVERAGE 70 LONG - 12 WIDE - \$13.20 PER TON

MISC SAMPLES
VARIOUS PLACES

NO	WIDTH	AV	AG VALUE
H	13	.03	2.108
G	36	.20	4.645
N	8	.02	.276
K	8	.03	1.04
L	15	.02	.276
M	24	.02	.382
118	9	.02	.170
123	24	.02	.382
115	9	.015	.154
116	9	.06	1.5
117	9	.035	1.30

ORE DUMP - AT NO 7 CROSS-CUT - 15 FIVE FOOT CUT IN SMALL VEIN STATION LEVEL - AVG ASSAYS LEASORS NORTH FACE