
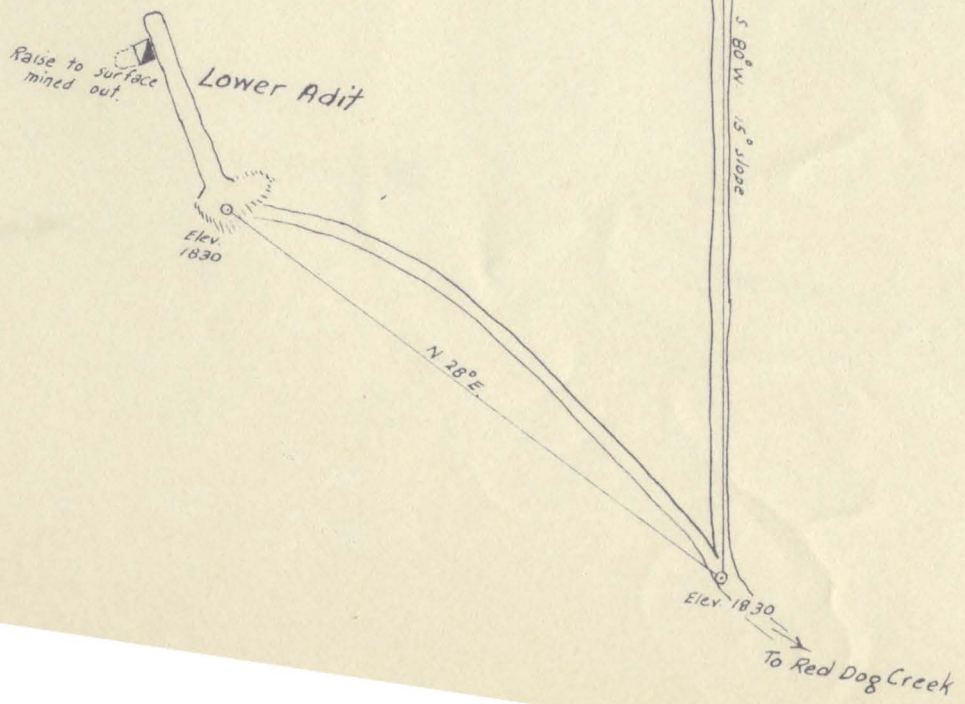



BROWN SCRATCH
VAN GWYN CHROME
SE 1/4 NW 4 sec 3, T. 37 S, R. 9 W.
SE 1/4 Sec 34, T. 36 S, R. 9 W.
Compass & Pace Traverse 8/4/42 R.C.T.
Scale 1 inch = 50 feet



Raise to surface 30' above. Mined out. Lense had same strike and dip as in Upper Adit, except that it was almost vertical instead of horizontal.