

# EXCHEQUER MINE

PLAN & CROSS SECTION

SCALE 1" = 30' JAN. 18, 1937

Samples by J. L. Pierson

Ore

Gauge

A

A

30'-115

11'-2.98

8.5'-0.90

90'-0.18

15'-1.30

33'-0.95

38'-0.19

40'-0.83

23'-1.65

20'-1.15

21'-0.60


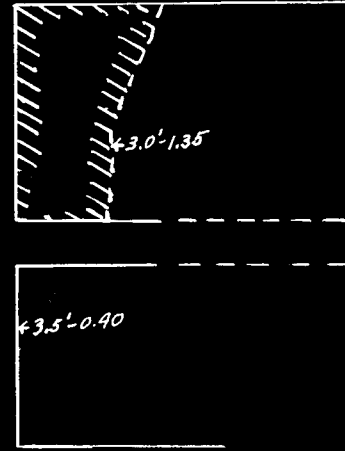


26'-0.60

25'-2.25


35'-0.60

30'-0.10

33'-0.02



- ① - 29" - 4.20
- ② - 30" - 15.75
- ③ - 20" - 12.25
- ④ - 29" - 3.50
- ⑤ - 29" - 15.75
- ⑥ - 29" - 3.50
- ⑦ - 30" - 2.80
- ⑧ - 48" - 5.25
- ⑨ - 29" - 3.50
- ⑩ - 6" - 3.85
- ⑪ - 29" - 2.45



① Sampling by H.F. Byram June 1937

# EXCHEQUER MINE

LONGITUDINAL SECTION  
SCALE 1" = 30' JAN 18, 1937