Scanned

Schlumberger

CONTINIOUS DIPMETER 5"

CSU

COMPANY:	REICHHOLD ENERGY CORPORATION		
WELL:	"ADAMS" #32-34 REDRILL #1		
FIELD:	MIST		
COUNTY:	COLUMBIA		
STATE:	OREGON		
LOCATION:	1550'S & 26' E FROM N 1/4 CORNER OF ...		
SEC:	34	TWP: 7N	RGE: 5W

OTHER SERVICES-
DIL
FDC/CNL/GR
BHC

PERMANENT DATUM:	GL	ELEVATIONS-
ELEV. OF PERM. DATUM:	1525.0 F	KB: 1536.0 F
LOG MEASURED FROM:	KB	DF:
11.0 F	ABOVE PERM. DATUM	GL: 1525.0 F
DRLG. MEASURED FROM:	KB	

PROGRAM
TAPE NO:
26.2
SERVICE
ORDER NO:
410787

DATE:	12 SEP 84
RUN NO:	1
DEPTH-DRILLER:	3100.0 F
DEPTH-LOGGER:	3079.0 F
BTM. LOG INTERVAL:	3078.0 F
TOP LOG INTERVAL:	463.0 F
CASING-DRILLER:	412 F
CASING-LOGGER:	412 F
CASING:	8 5/8
BIT SIZE:	7 7/8

TYPE FLUID IN HOLE:	GEL/LIGNO
DENSITY:	9.3 LB/G
VISCOSITY:	49.0 S
PH:	8.5
FLUID LOSS:	5.4 C3
SOURCE OF SAMPLE:	CIRC.
RM:	3.580 OHMM AT 68.0 DEGF
RMF:	2.750 OHMM AT 60.0 DEGF
RMC:	2.920 OHMM AT 60.0 DEGF
SOURCE RMF/RMC:	MEASURED/MEASURED
RM AT BHT:	2.983 OHMM AT 83.0 DEGF
RMF AT BHT:	2.047 OHMM AT 83.0 DEGF
RMC AT BHT:	2.173 OHMM AT 83.0 DEGF
TIME CIRC. STOPPED:	0700
TIME LOGGER ON BTM.:	1650
MAX. REC. TEMP:	83.0 DEGF
LOGGING UNIT NO:	8126
LOGGING UNIT LOC:	SACRAMENTO
RECORDED BY:	ANDERSEN
WITNESSED BY:	THOMAS/MEYERS

REMARKS:

EQUIPMENT NUMBERS-

DAM 3882 HDS 1954 1879 HDM 1726

ALL INTERPRETATIONS ARE OPINIONS BASED ON INFERENCES FROM ELECTRICAL OR OTHER MEASUREMENTS AND WE CANNOT, AND DO NOT GUARANTEE THE ACCURACY OR CORRECTNESS OF ANY INTERPRETATIONS, AND WE SHALL NOT, EXCEPT IN THE CASE OF GROSS OR WILLFUL NEGLIGENCE ON OUR PART, BE LIABLE OR RESPONSIBLE FOR ANY LOSS, COSTS, DAMAGES OR EXPENSES INCURRED OR SUSTAINED BY ANYONE RESULTING FROM ANY INTERPRETATION MADE BY ANY OF OUR OFFICERS, AGENTS OR EMPLOYEES. THESE INTERPRETATIONS ARE ALSO SUBJECT TO OUR GENERAL TERMS AND CONDITIONS AS SET OUT IN OUR CURRENT PRICE SCHEDULE.

FILE 28 12-SEP-84 15:49
DATA ACQUIRED 12-SEP-84 14:45

CHANGED PARAMETERS

NAME	VALUE	UNIT	DEPTH (F)	NAME	VALUE	UNIT	DEPTH (F)

DEVI(DEG)
-4.000 36.000
RB (DEG)
-40.00 360.00
AZIM(DEG)
-40.00 360.00

C2 (IN)
26.000 6.0000
C1 (IN)
26.000 6.0000

FILE

5

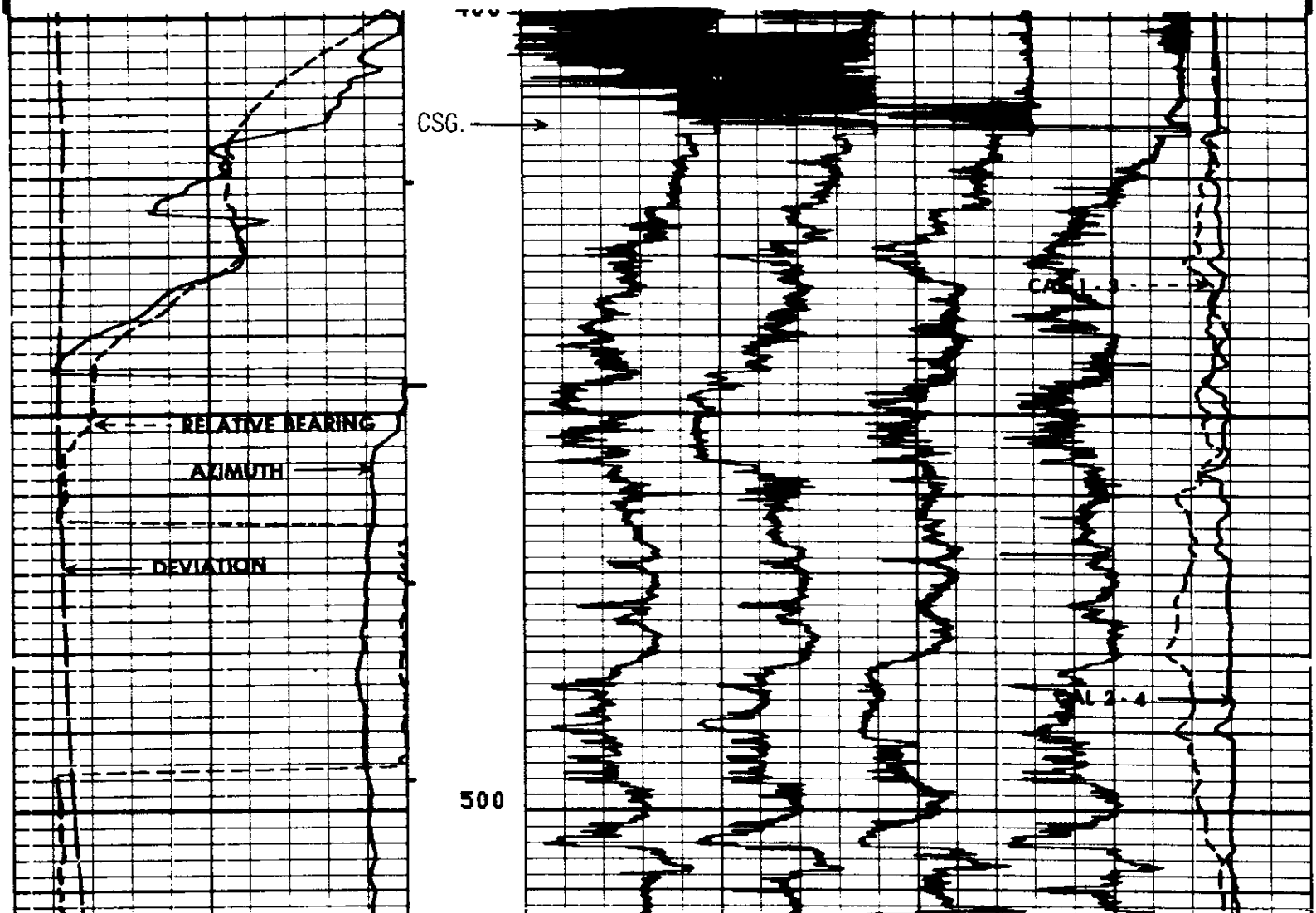

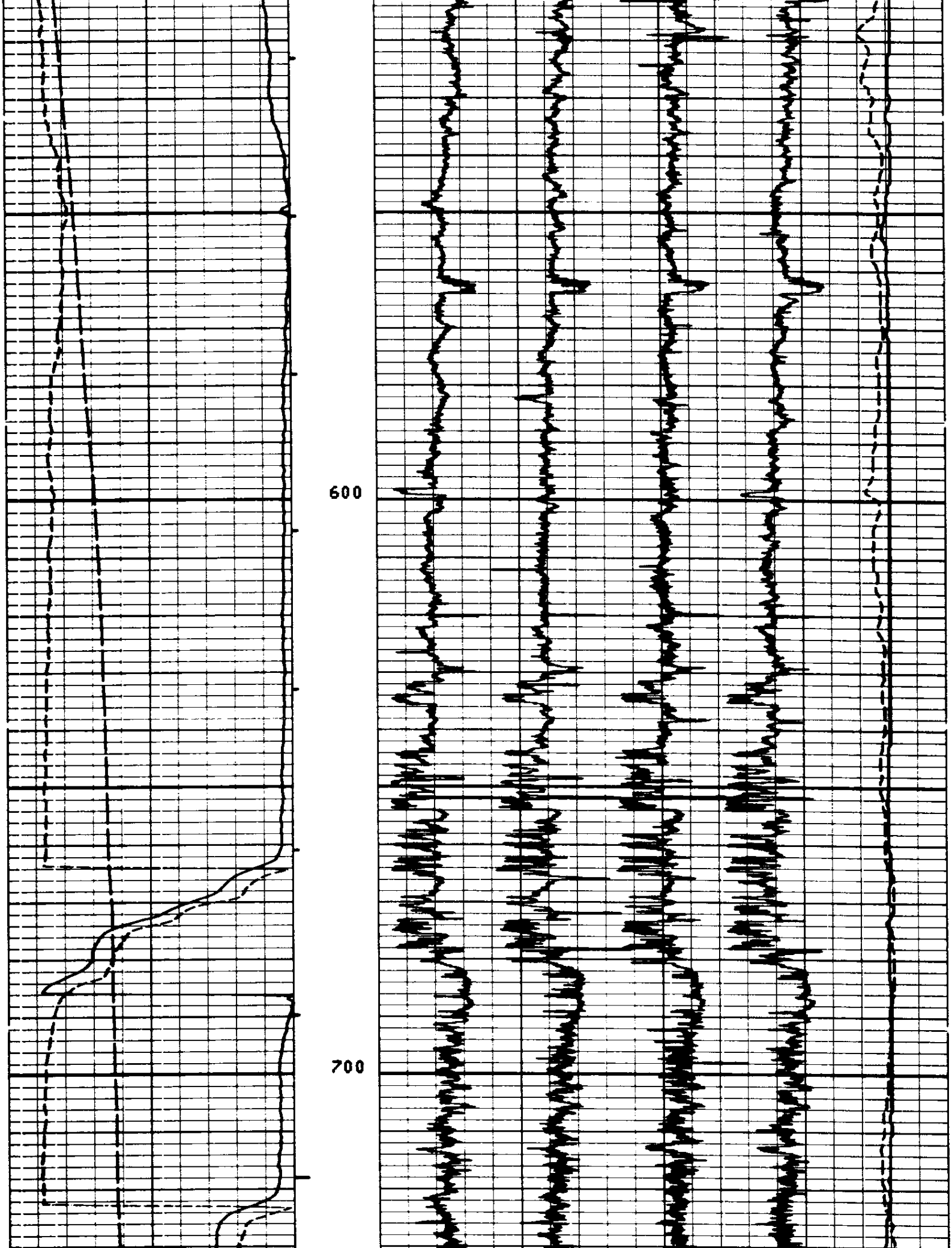

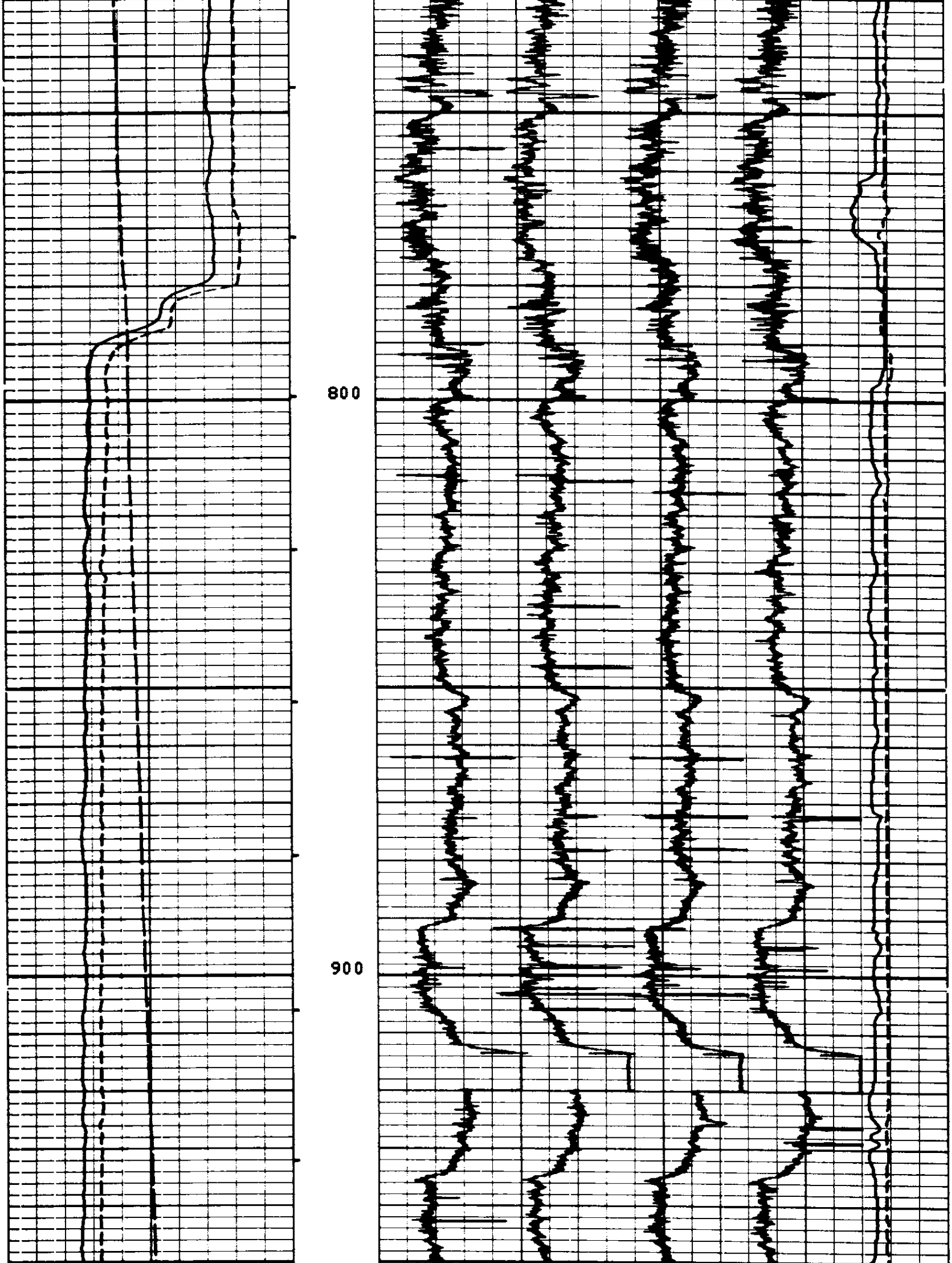

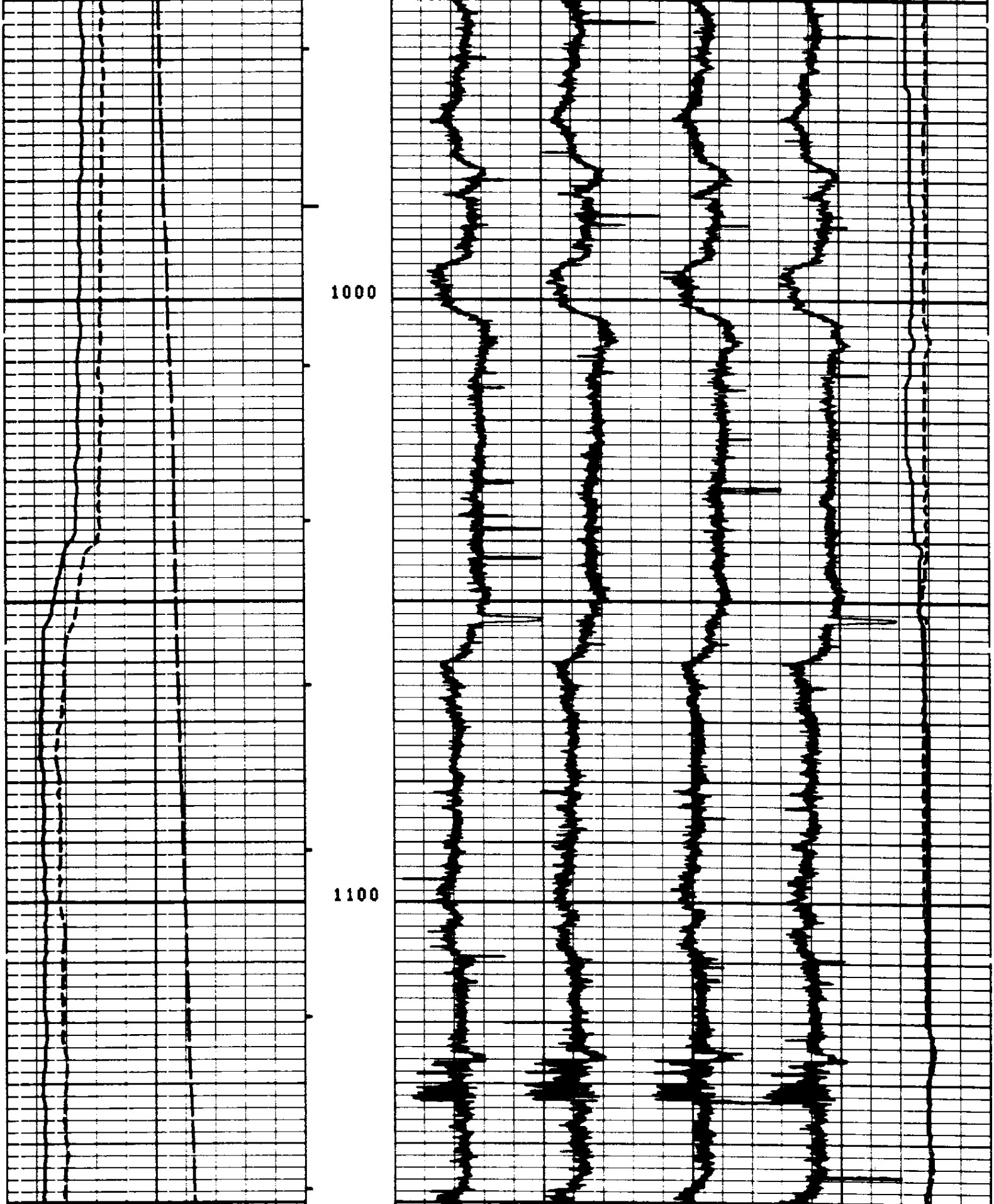

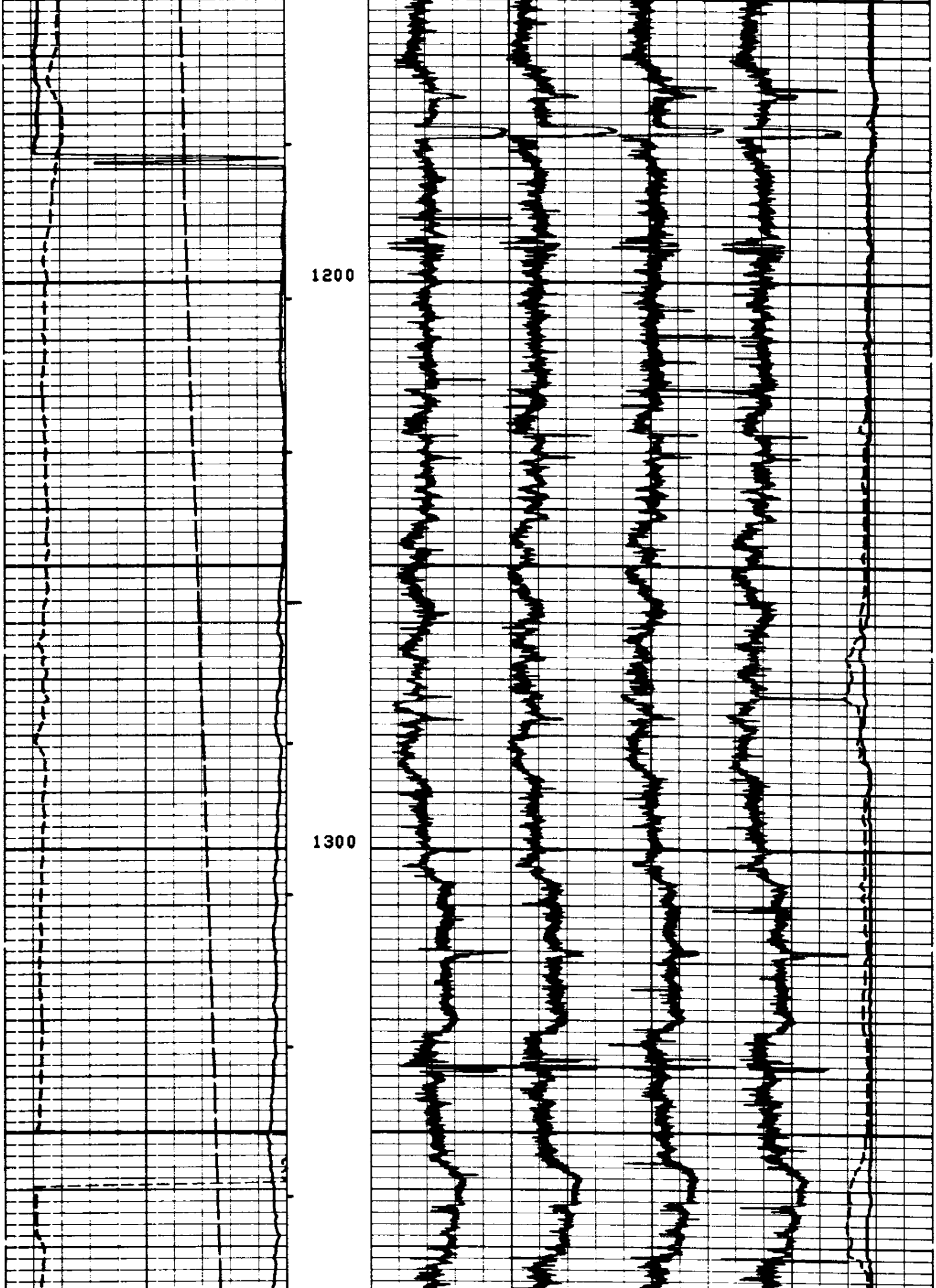

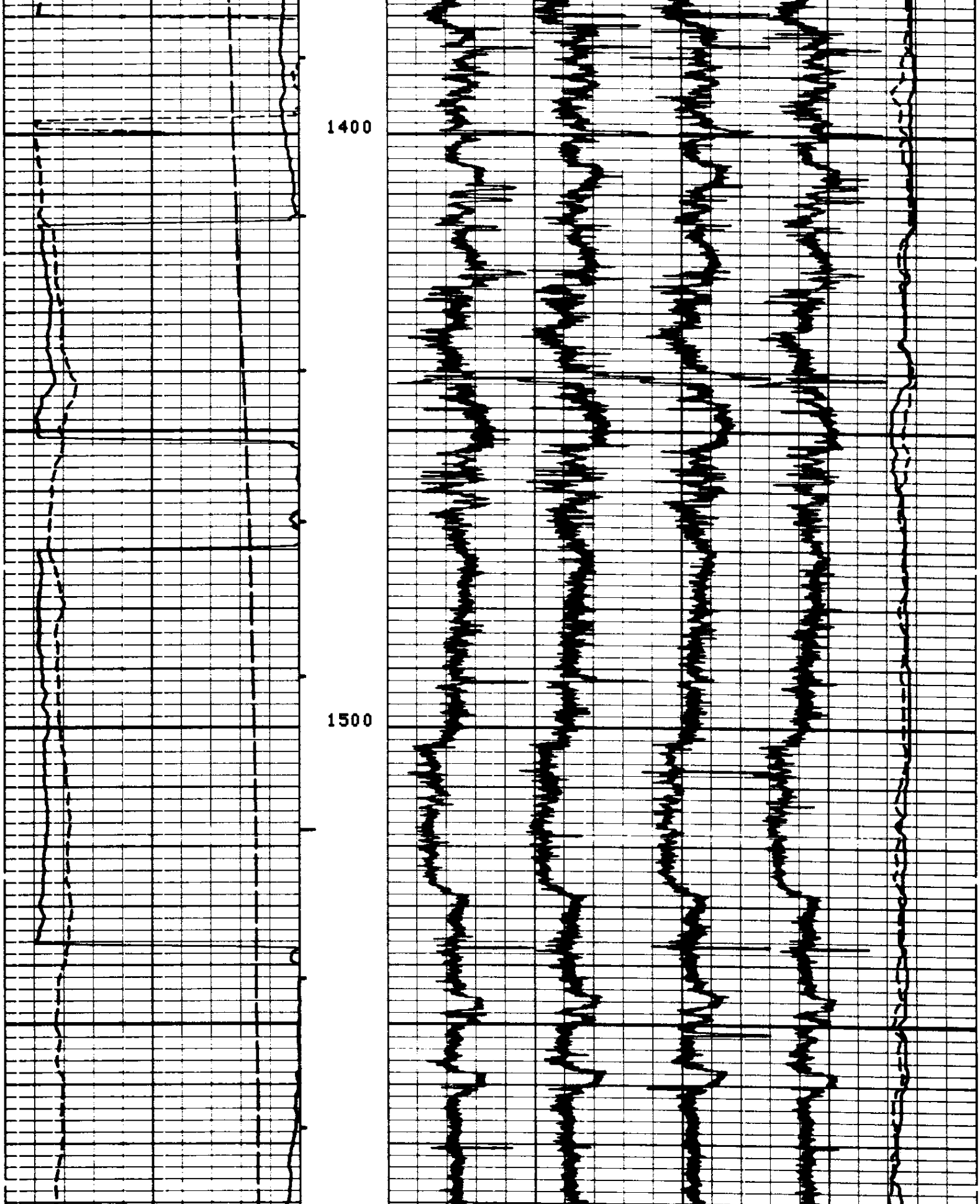

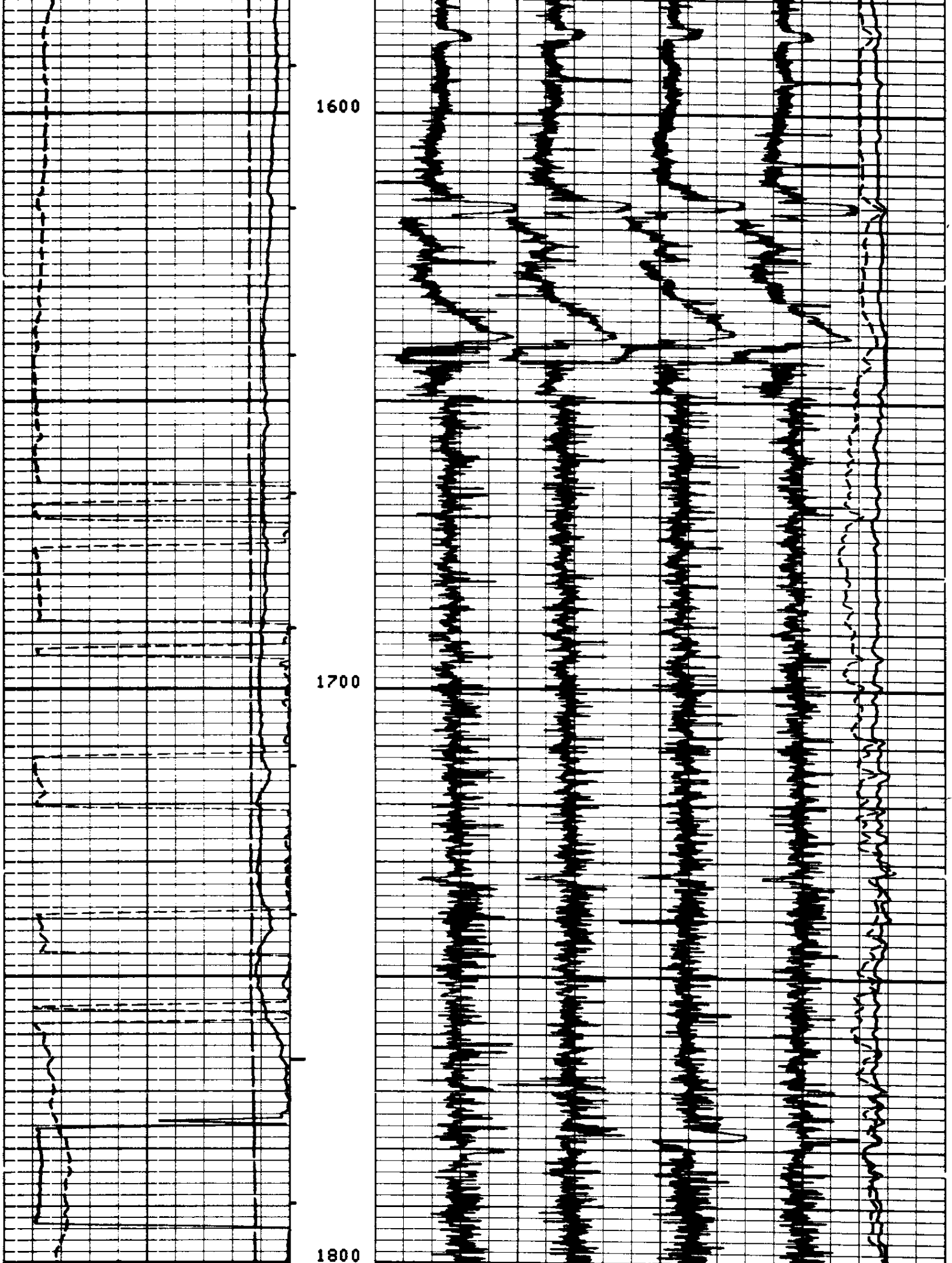

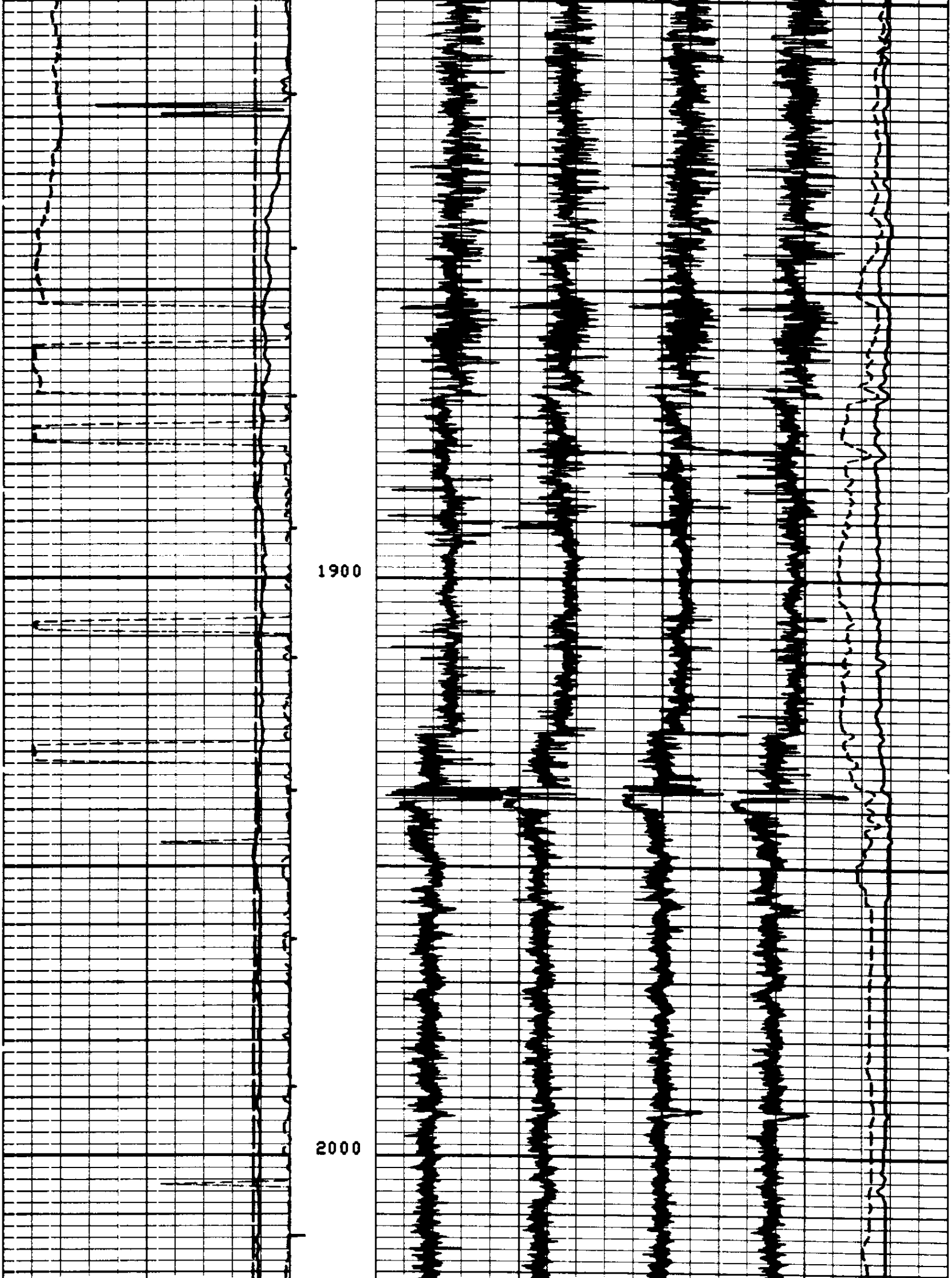

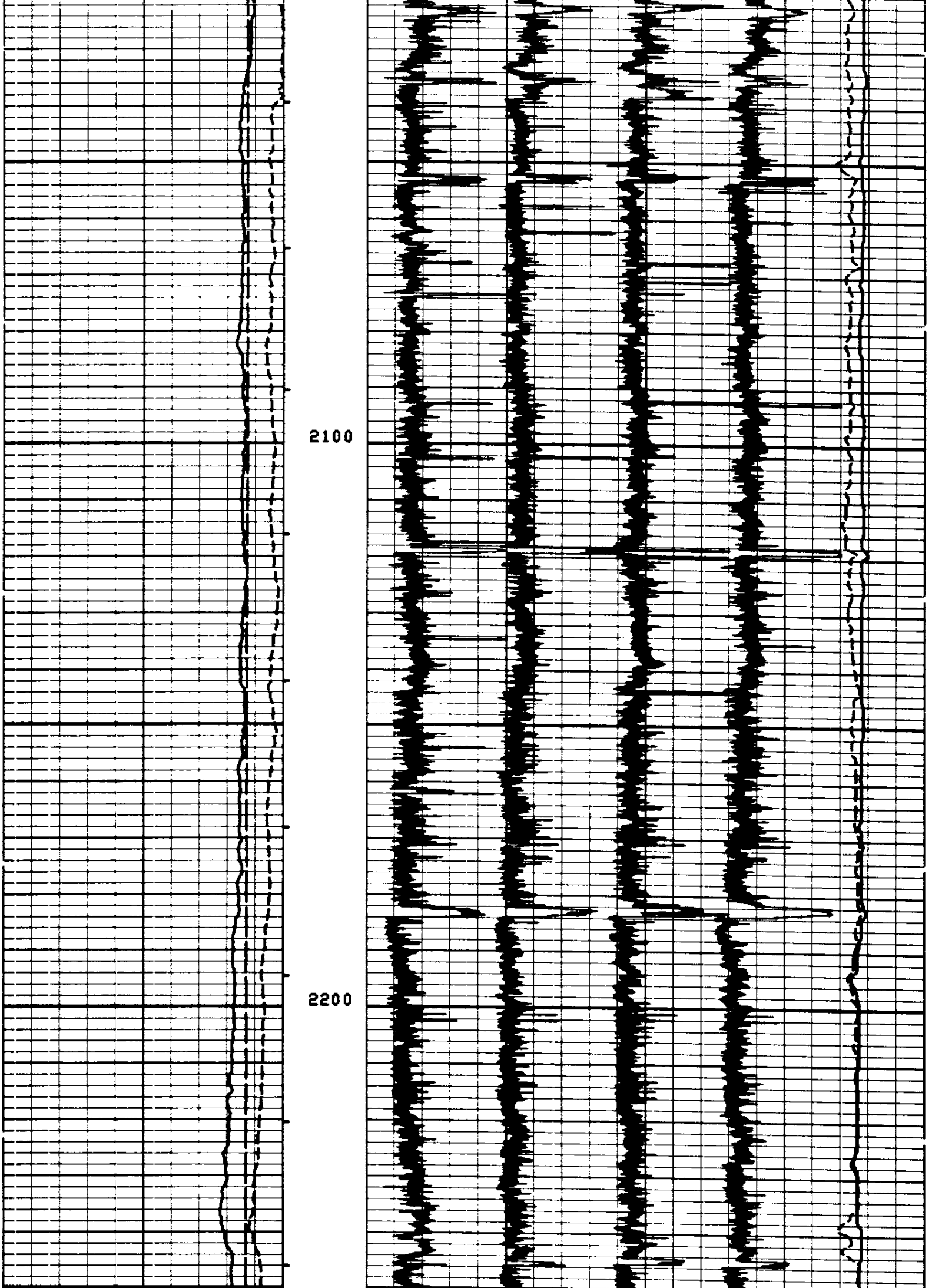

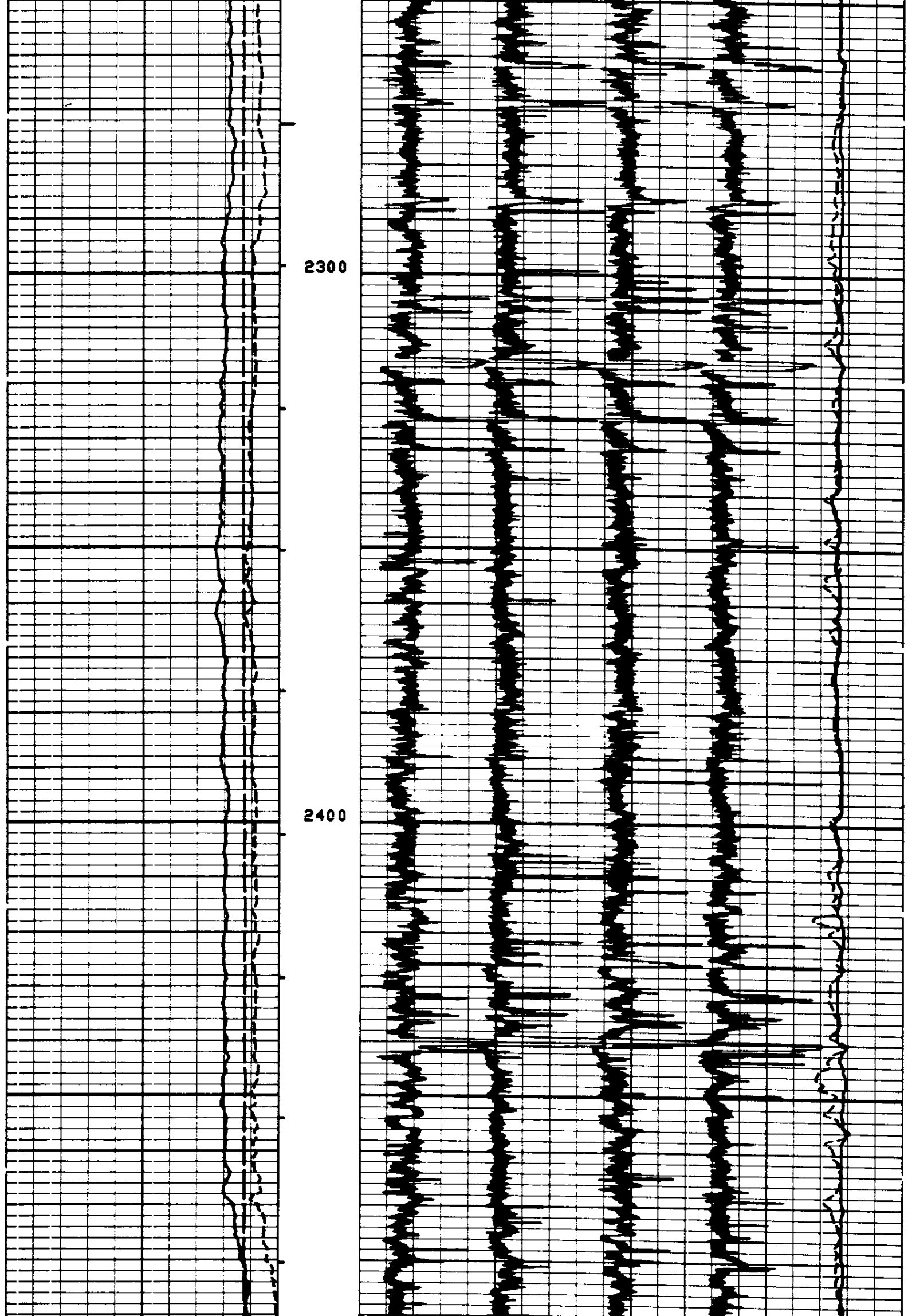

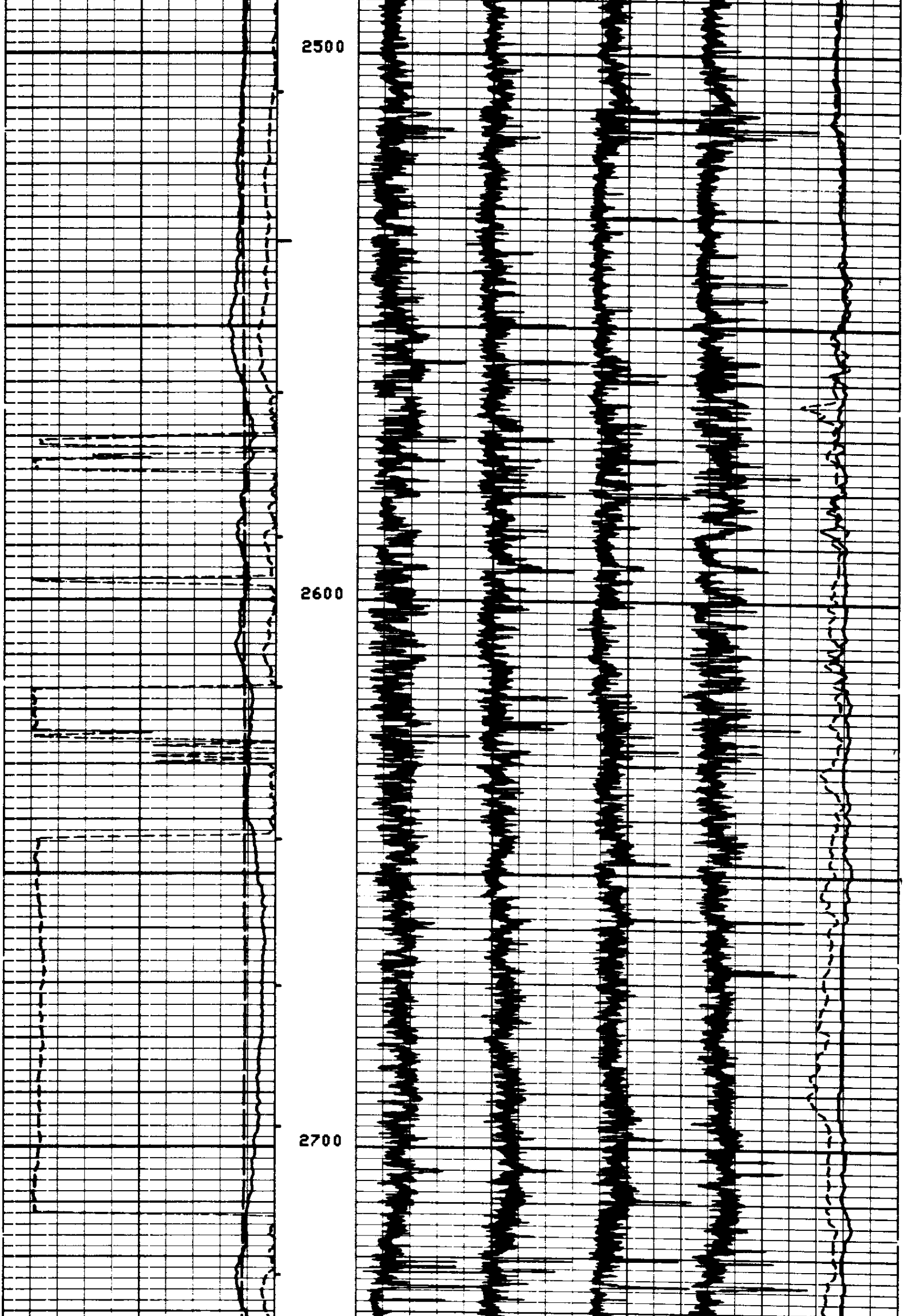

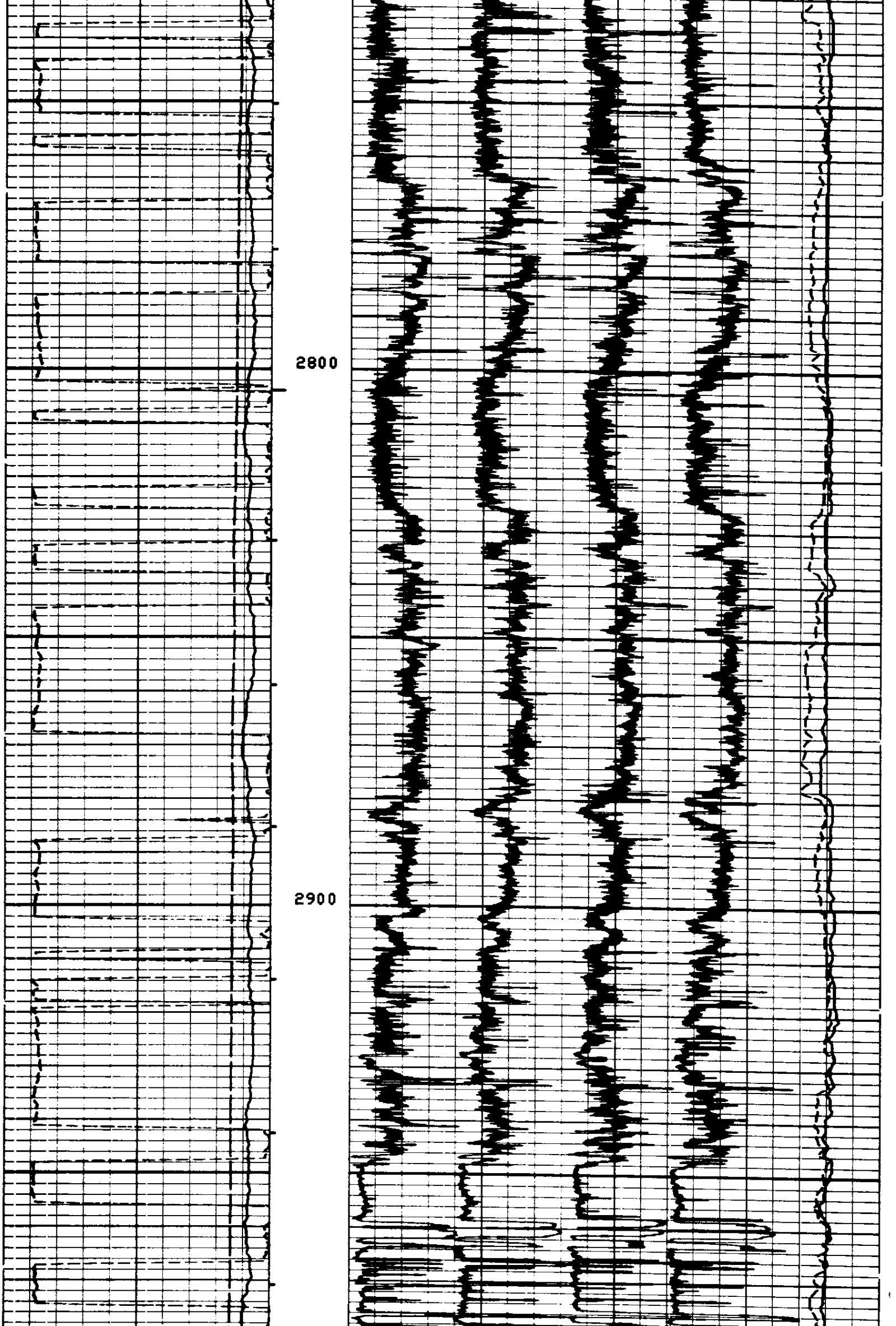

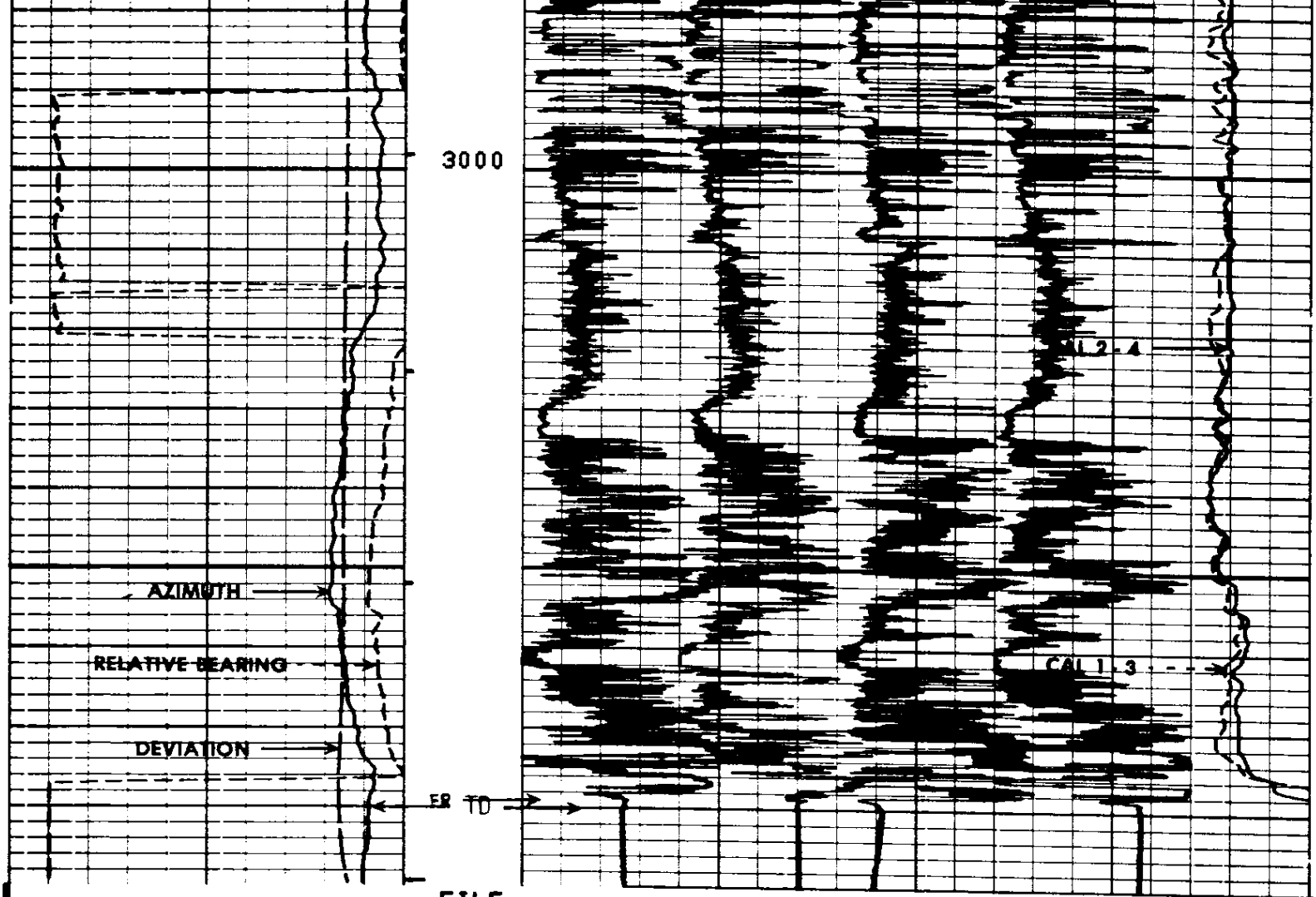

FILE

5

DEVI(DEG)
-4.000 36.000
RB (DEG)
-40.00 360.00
AZIM(DEG)
-40.00 360.00

C2 (IN)
26.000 6.0000
C1 (IN)
26.000 6.0000

SENSOR MEASURE POINT TO TENSION REFERENCE POINT

RB	.0	FEET	AZIM	.0	FEET
FEP1	.0	FEET	DEVI	.0	FEET
REFE	.0	FEET	FEP2	.0	FEET
EMEX	.0	FEET	RC	.0	FEET
C2	.0	FEET	C1	.0	FEET
RC2	.0	FEET	RC1	.0	FEET
TEMP	.0	FEET	PP	.0	FEET
FC0	.0	FEET	TENS	.0	FEET
FC2	.0	FEET	FC1	.0	FEET
FC4	.0	FEET	FC3	.0	FEET
SHDT	.0	FEET			

PARAMETERS

NAME	VALUE	UNIT	NAME	VALUE	UNIT
PVUM	1.00000		BS	7.87500	IN
STYP	HDSD		MCT	36	DEG
DO	0.0	F	BHS	OPEN	

CHANGED PARAMETERS

NAME	VALUE	UNIT	DEPTH (F)	NAME	VALUE	UNIT	DEPTH (F)

DEVI(DEG)		C2 (IN)	
-4.000	36.000	26.000	6.0000
RB (DEG)		C1 (IN)	
-40.00	360.00	26.000	6.0000
AZIM(DEG)			
-40.00	360.00		

FILE

4

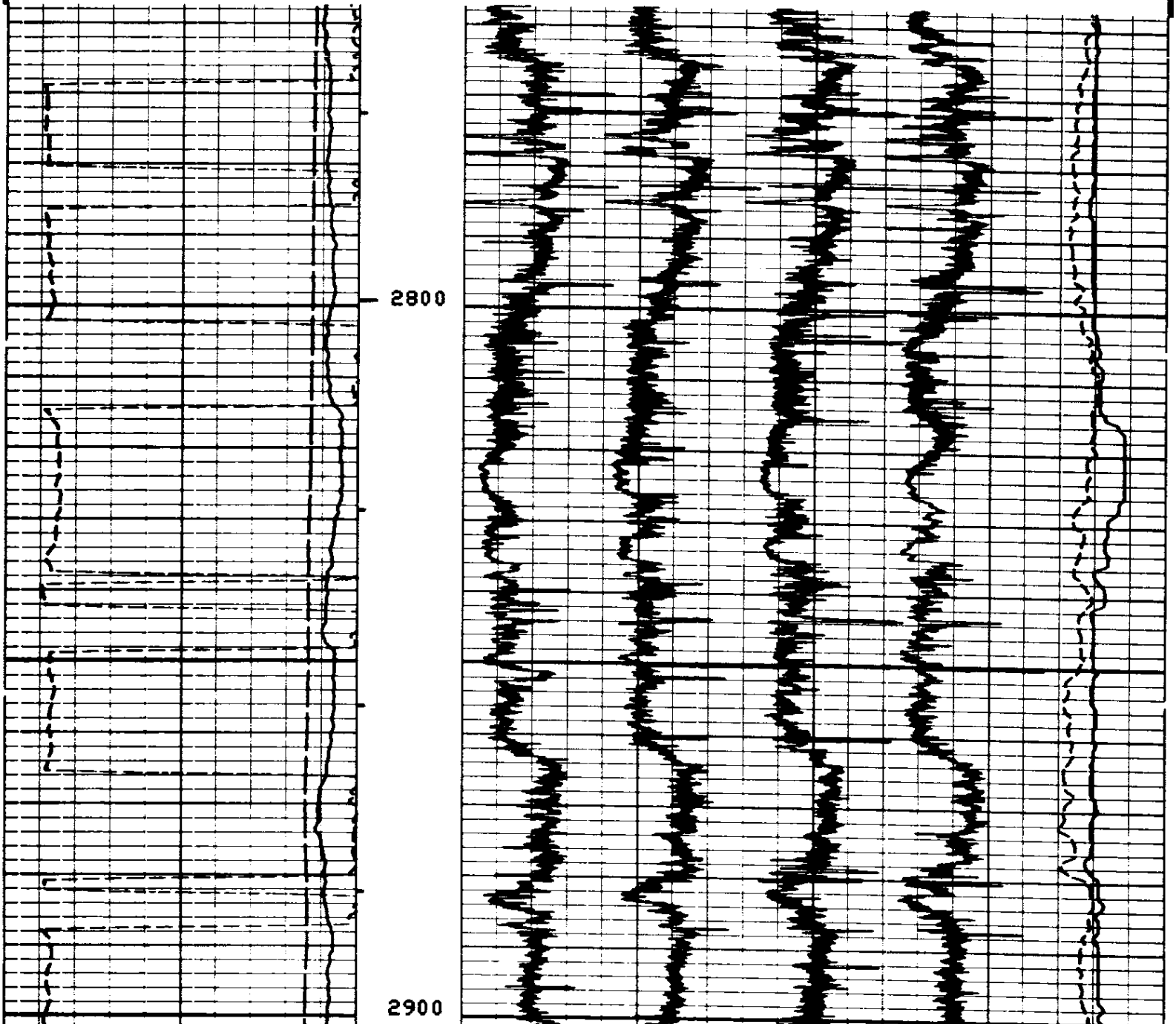

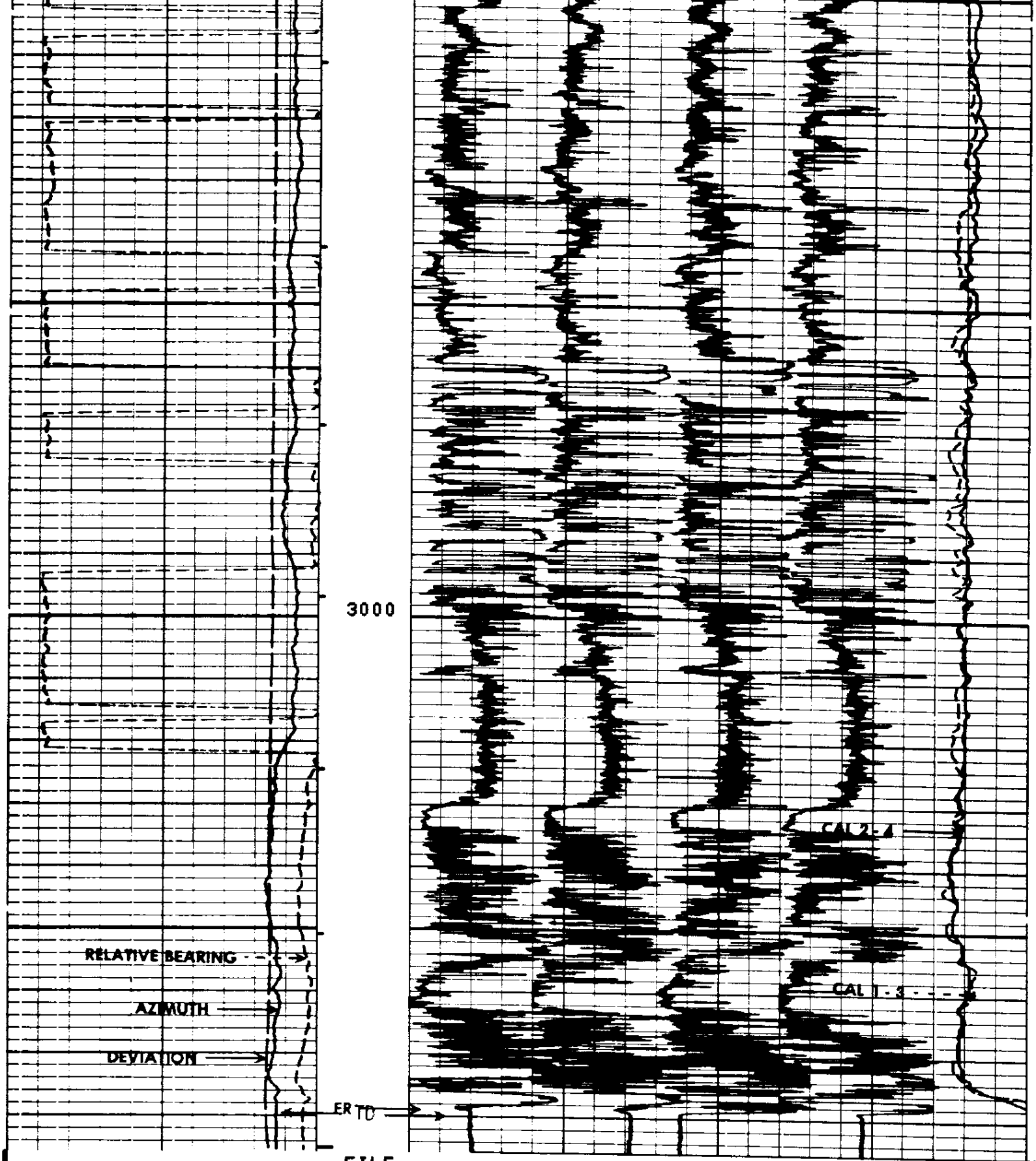

FILE

4

Curve	Left	Right
DEVI(DEG)	-4.000	36.000
RB (DEG)	-40.00	360.00
AZIM(DEG)	-40.00	360.00
C2 (IN)	26.000	6.0000
C1 (IN)	26.000	6.0000

SENSOR MEASURE POINT TO TENSION REFERENCE POINT

```
RB     .0  FEET                          AZIM   .0  FEET
FEP1   .0  FEET                          DEVI   .0  FEET
REFE   .0  FEET                          FEP2   .0  FEET
EMEX   .0  FEET                          RC     .0  FEET
C2     .0  FEET                          C1     .0  FEET
RC2    .0  FEET                          RC1    .0  FEET
TEMP   .0  FEET                          PP     .0  FEET
FC0    .0  FEET                          TENS   .0  FEET
FC2    .0  FEET                          FC1    .0  FEET
FC4    .0  FEET                          FC3    .0  FEET
SHDT   .0  FEET
```

PARAMETERS

```
NAME  VALUE     UNIT                NAME  VALUE     UNIT

PVUM 1.00000                        BS    7.87500   IN
STYP HDSD                           MCT   36        DEG
DD    0.0       F                   BHS   OPEN
```

```
    DEVI(DEG )
-1.000        9.0000                             C2   (IN   )
    RB   (DEG )                    26.000                                  6.0000
-40.00        360.00                             C1   (IN   )
    AZIM(DEG )                     26.000                                  6.0000
-40.00        360.00
```

FILE

3

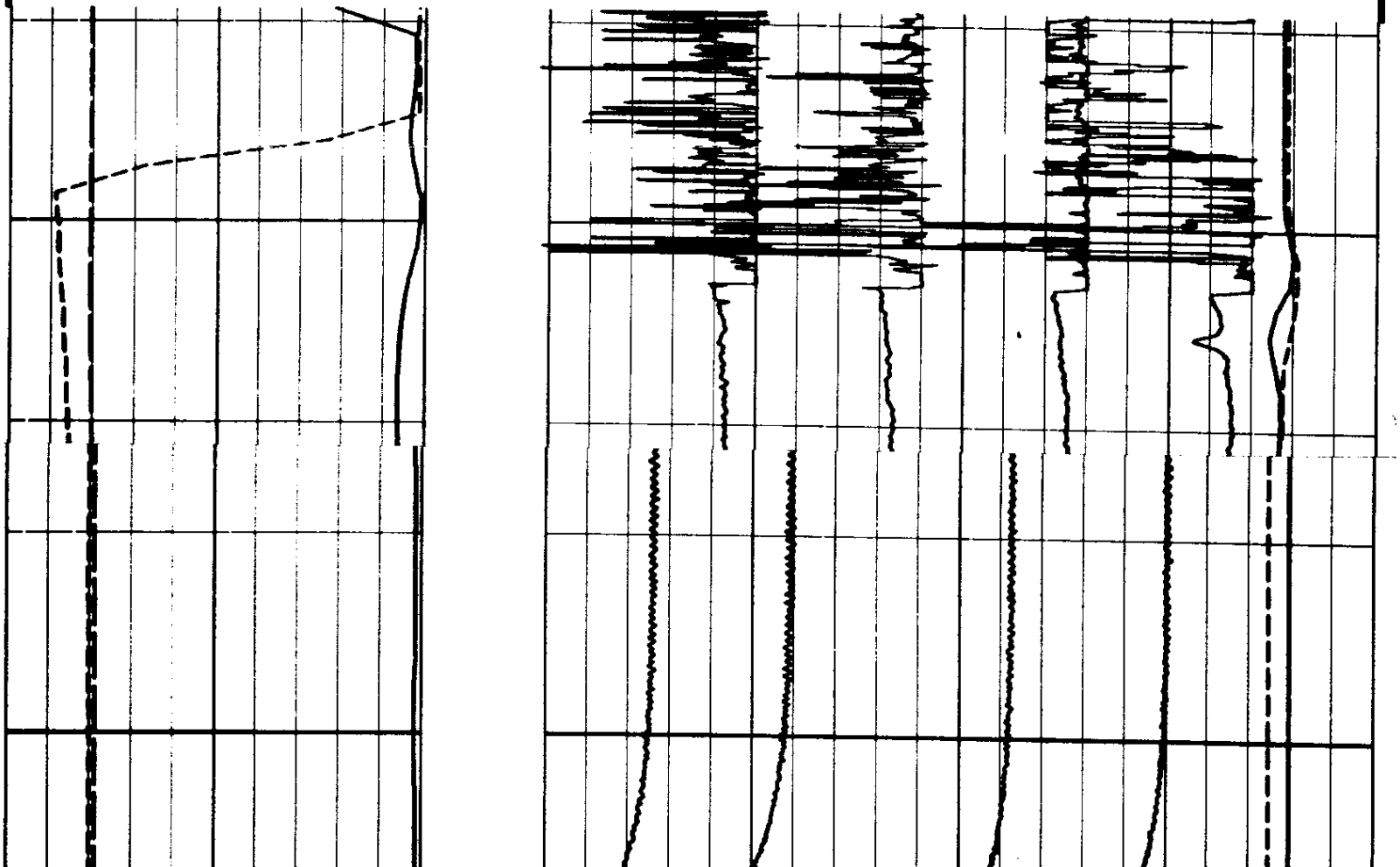

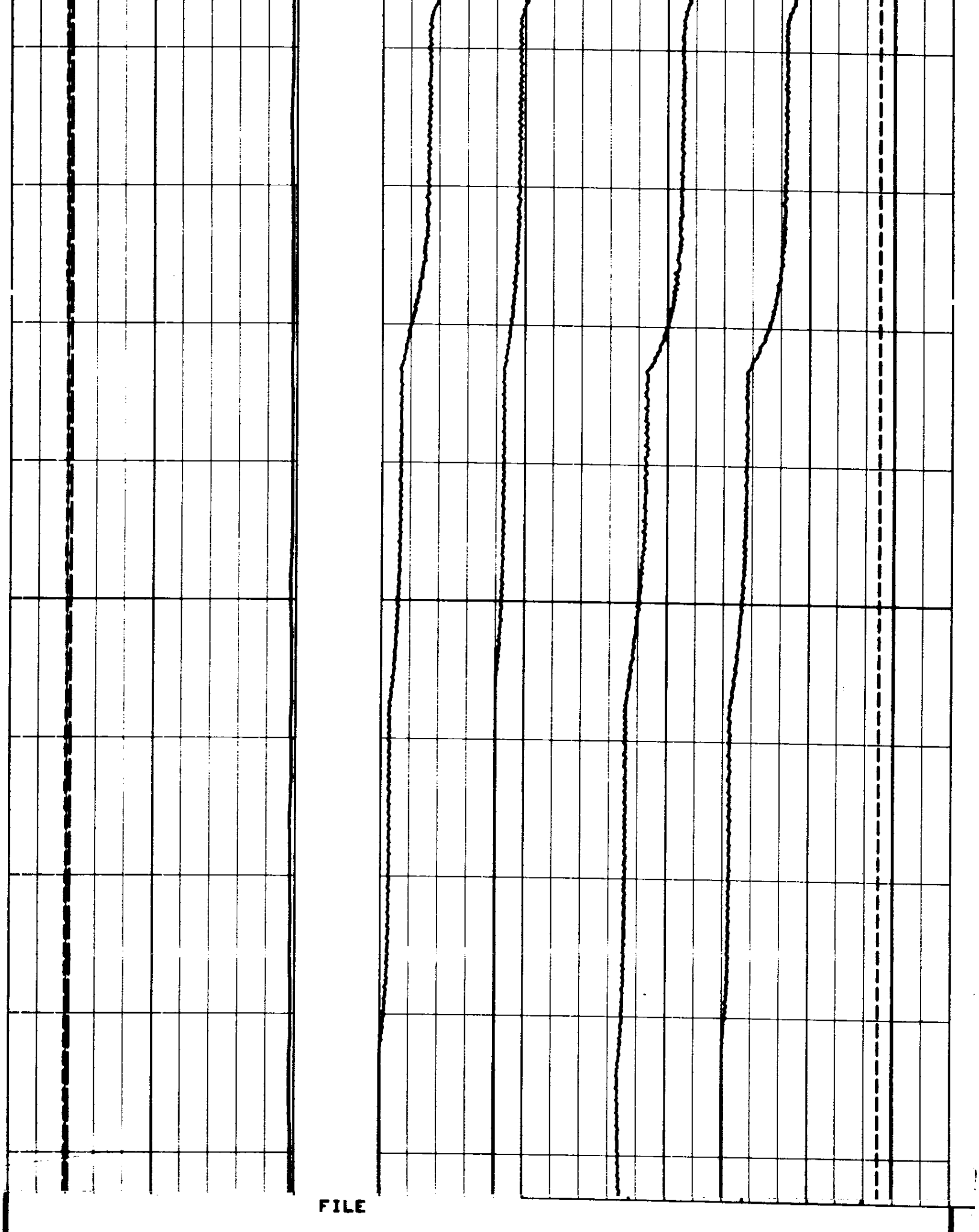

3

DEVI(DEG)
-1.000 9.0000
RB (DEG)
-40.00 360.00
AZIM(DEG)
-40.00 360.00

C2 (IN)
26.000 6.0000
C1 (IN)
26.000 6.0000

SENSOR MEASURE POINT TO TENSION REFERENCE POINT

RB	.0	FEET	AZIM	.0	FEET
FEP1	.0	FEET	DEVI	.0	FEET
REFE	.0	FEET	FEP2	.0	FEET
EMEX	.0	FEET	RC	.0	FEET
C2	.0	FEET	C1	.0	FEET
RC2	.0	FEET	RC1	.0	FEET
TEMP	.0	FEET	PP	.0	FEET
FC0	.0	FEET	TENS	.0	FEET
FC2	.0	FEET	FC1	.0	FEET
FC4	.0	FEET	FC3	.0	FEET
SHDT	.0	FEET			

PARAMETERS

NAME	VALUE	UNIT	NAME	VALUE	UNIT
PVUM	1.00000		BS	7.87500	IN
STYP	HDSD		MCT	36	DEG
DO	0.0	F	BHS	OPEN	

DEVI(DEG)
-1.000 9.0000
RB (DEG)
-40.00 360.00
AZIM(DEG)
-40.00 360.00

C2 (IN)
26.000 6.0000
C1 (IN)
26.000 6.0000

FILE

2

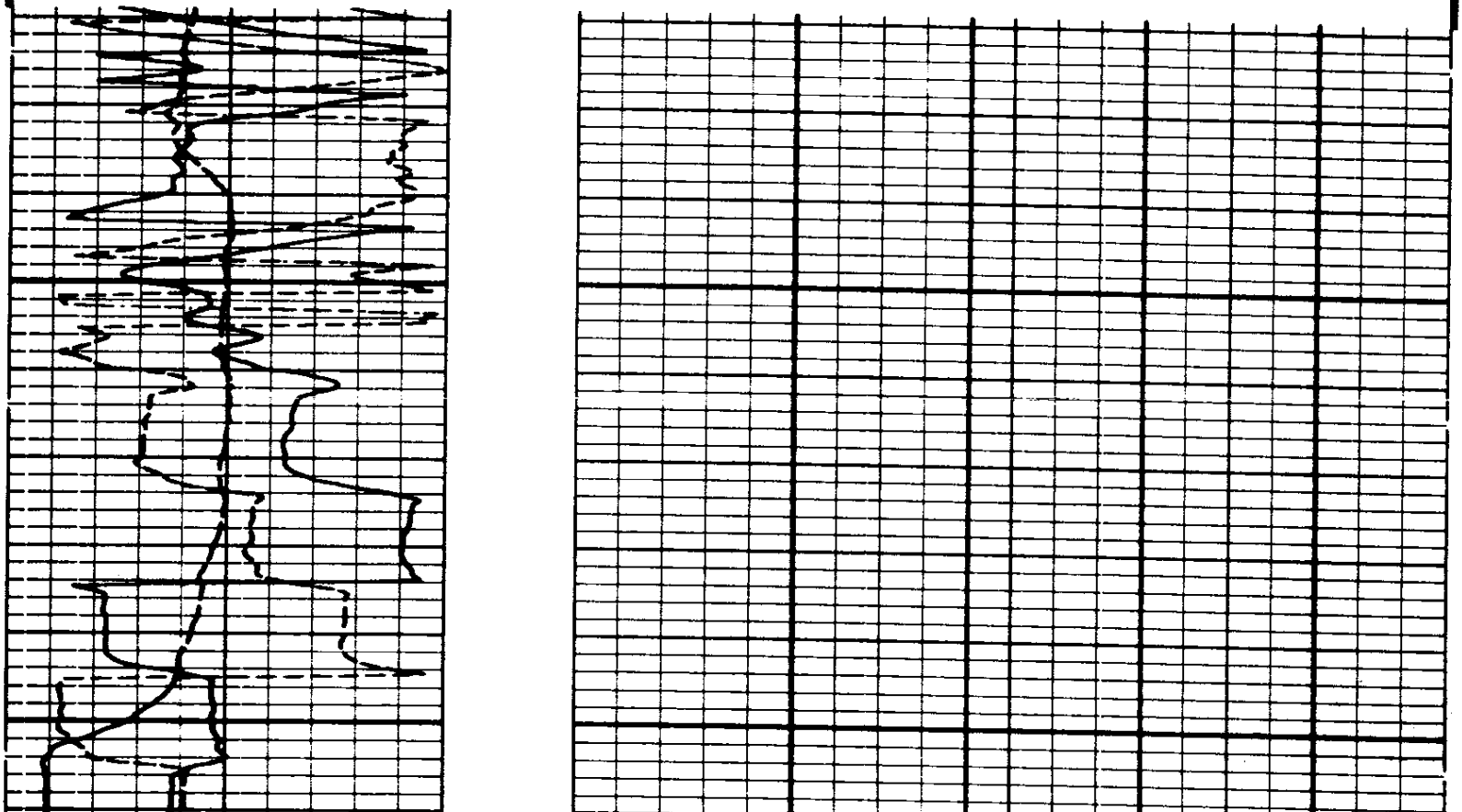

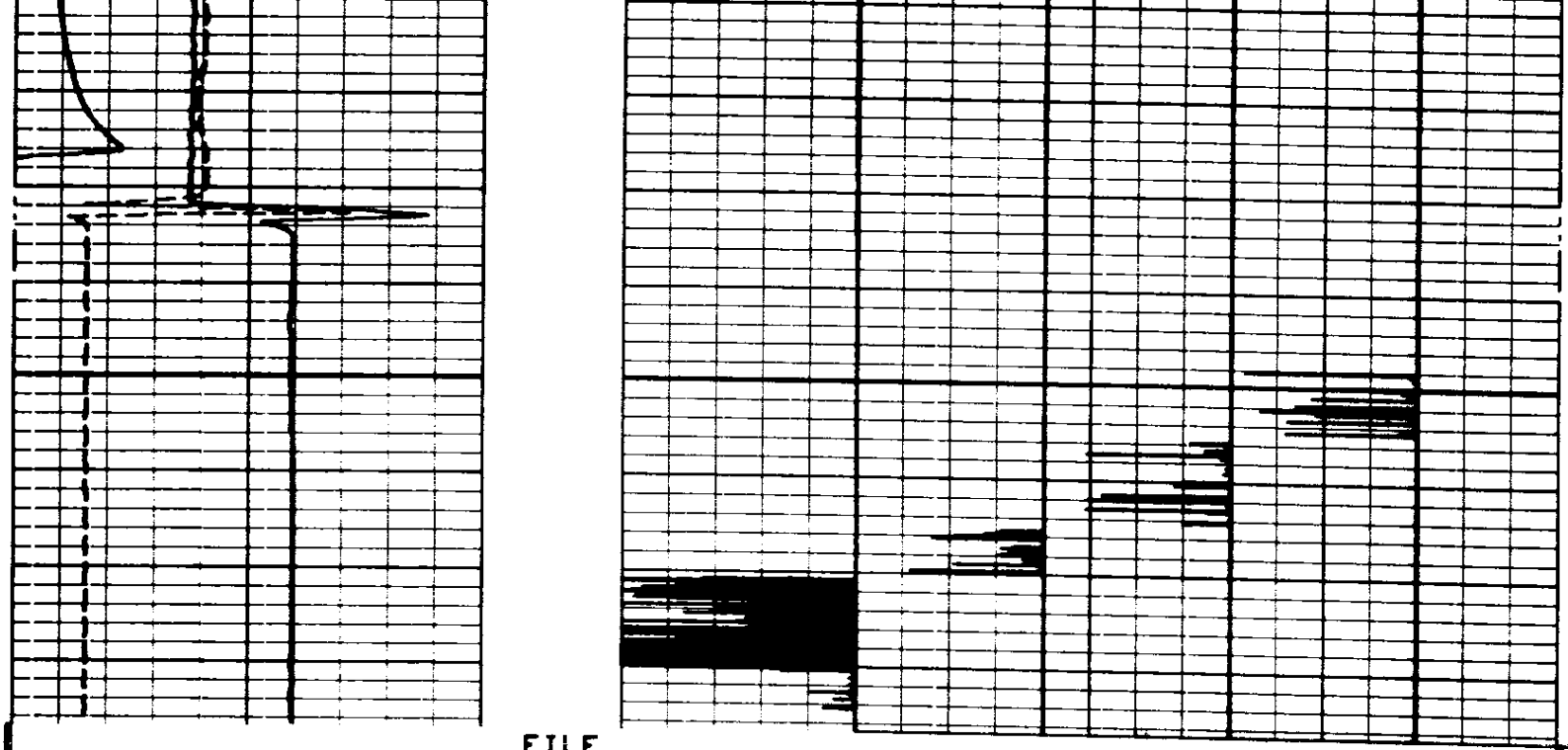

FILE

2

DEVI(DEG)
-1.000 9.0000
RB (DEG)
-40.00 360.00
AZIM(DEG)
-40.00 360.00

C2 (IN)
26.000 6.0000
C1 (IN)
26.000 6.0000

SENSOR MEASURE POINT TO TENSION REFERENCE POINT

RB	.0	FEET	AZIM	.0	FEET
FEP1	.0	FEET	DEVI	.0	FEET
REFE	.0	FEET	FEP2	.0	FEET
EMEX	.0	FEET	RC	.0	FEET
C2	.0	FEET	C1	.0	FEET
RC2	.0	FEET	RC1	.0	FEET
TEMP	.0	FEET	PP	.0	FEET
FC0	.0	FEET	TENS	.0	FEET
FC2	.0	FEET	FC1	.0	FEET
FC4	.0	FEET	FC3	.0	FEET
SHDT	.0	FEET			

PARAMETERS

NAME	VALUE	UNIT	NAME	VALUE	UNIT
PVUM	1.00000		BS	7.87500	IN
STYP	HDSD		MCT	36	DEG
DO	0.0	F	BHS	OPEN	

BEFORE SURVEY CALIBRATION SUMMARY

PERFORMED: 84/09/12
PROGRAM FILE: HDT (VERSION 24.2 83/03/29)

HDTD

CALIPER CALIBRATION SUMMARY

	MEASURED		CALIBRATED		
	SMALL	LARGE	SMALL	LARGE	UNITS
C1	5.8	12.8	6.0	12.0	IN
C2	6.0	12.9	6.0	12.0	IN

FILE

1