Schlumberger

DUAL INDUCTION-SFL 5"

CSU

COMPANY: REICHHOLD ENERGY CORPORATION

WELL: "ADAMS" #32-34

FIELD: MIST
COUNTY: COLUMBIA
STATE: OREGON

LOCATION: 1550'S & 26'E FROM
N 1/4 CORNER OF...
SEC: 34 TWP: 7N RGE: 5W

PERMANENT DATUM: GL
ELEV. OF PERM. DATUM: 1525.0 '
LOG MEASURED FROM: KB
11.0 ' ABOVE PERM. DATUM
DRLG. MEASURED FROM: KB

ELEVATIONS-
KB: 1536.0 '
DF:
GL: 1525.0 '

OTHER SERVICES-
BHC
HDT

PROGRAM
TAPE NO:
24.2
SERVICE
ORDER NO:
432254

DATE: 30 AUG 1984
RUN NO: 1

DEPTH-DRILLER: 3284.0 '
DEPTH-LOGGER: 3279.0 '
BTM. LOG INTERVAL: 3273.0 '
TOP LOG INTERVAL: 412.0 '

CASING-DRILLER: 412 '
CASING-LOGGER: 412 '
CASING: 8 5/8

BIT SIZE: 7 7/8

TYPE FLUID IN HOLE: GEL/LIGNO
DENSITY: 9.3 LB/G
VISCOSITY: 47.0 S
PH: 9.5
FLUID LOSS: 5.4 C3
SOURCE OF SAMPLE: FLOWLINE
RM: 2.810 OHMM AT 62.0 DEGF
RMF: 2.720 OHMM AT 62.0 DEGF
RMC: 2.900 OHMM AT 60.0 DEGF
SOURCE RMF/RMC: MEASURED/MEASURED
RM AT BHT: 1.829 OHMM AT 99.0 DEGF
RMF AT BHT: 1.770 OHMM AT 99.0 DEGF
RMC AT BHT: 1.833 OHMM AT 99.0 DEGF

TIME CIRC. STOPPED: 2000 8-30
TIME LOGGER ON BTM.: 2300

MAX. REC. TEMP: 99.0 DEGF

LOGGING UNIT NO: 8178
LOGGING UNIT LOC: SACRAMENTO
RECORDED BY: BENTLEY/ZWALLER
WITNESSED BY: ALGER

REMARKS:

INCREASINGLY FRESHER CONNATE WATER ABOVE 800'.
UNCONSOLIDATED SANDS PRODUCE LARGE INVASION PROFILES, AFFECTING ILM.

EQUIPMENT NUMBERS-

DIS 1422	DIC 47	SLS RC 236	SLC FA 1589
MCDB 1502	IEM BD 162	SLM DA 443	

ALL INTERPRETATIONS ARE OPINIONS BASED ON INFERENCES FROM ELECTRICAL OR OTHER MEASUREMENTS AND WE CANNOT, AND DO NOT GUARANTEE THE ACCURACY OR CORRECTNESS OF ANY INTERPRETATIONS, AND WE SHALL NOT, EXCEPT IN THE CASE OF GROSS OR WILLFUL NEGLIGENCE ON OUR PART, BE LIABLE OR RESPONSIBLE FOR ANY LOSS, COSTS, DAMAGES OR EXPENSES INCURRED OR SUSTAINED BY ANYONE RESULTING FROM ANY INTERPRETATION MADE BY ANY OF OUR OFFICERS, AGENTS OR EMPLOYEES. THESE INTERPRETATIONS ARE ALSO SUBJECT TO OUR GENERAL TERMS AND CONDITIONS AS SET OUT IN OUR CURRENT PRICE SCHEDULE.

CHANGED PARAMETERS

NAME	VALUE	UNIT	DEPTH (F)	NAME	VALUE	UNIT	DEPTH (F)
SPDR	0.0		2000.0	SPDR	.0750000		900.0

TENS(LB) 10000. 0.0
ILD (OHMM) .20000 2000.0
RWA (OHMM) 0.0 3.0000
ILM (OHMM) .20000 2000.0
SP (MV) -100.0 0.0
SFLU(OHMM) .20000 2000.0

FILE 7 31-AUG-84 01:01
DATA ACQUIRED 31-AUG-84 00:01

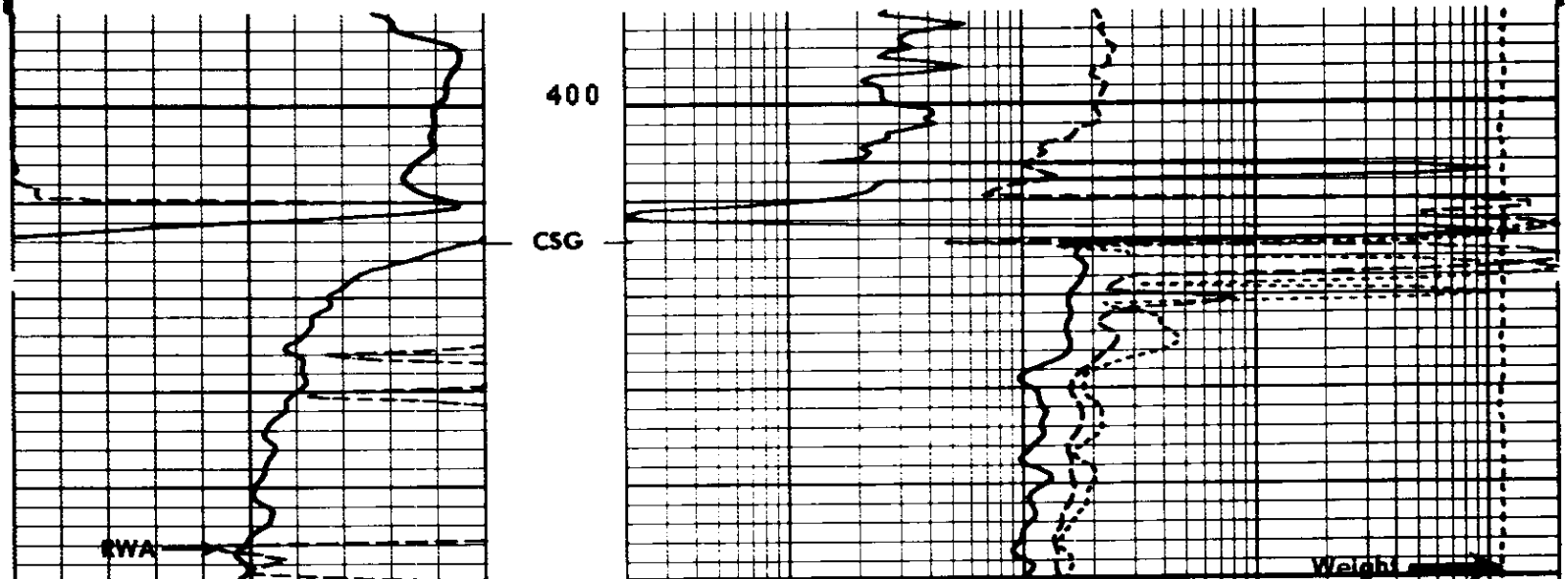



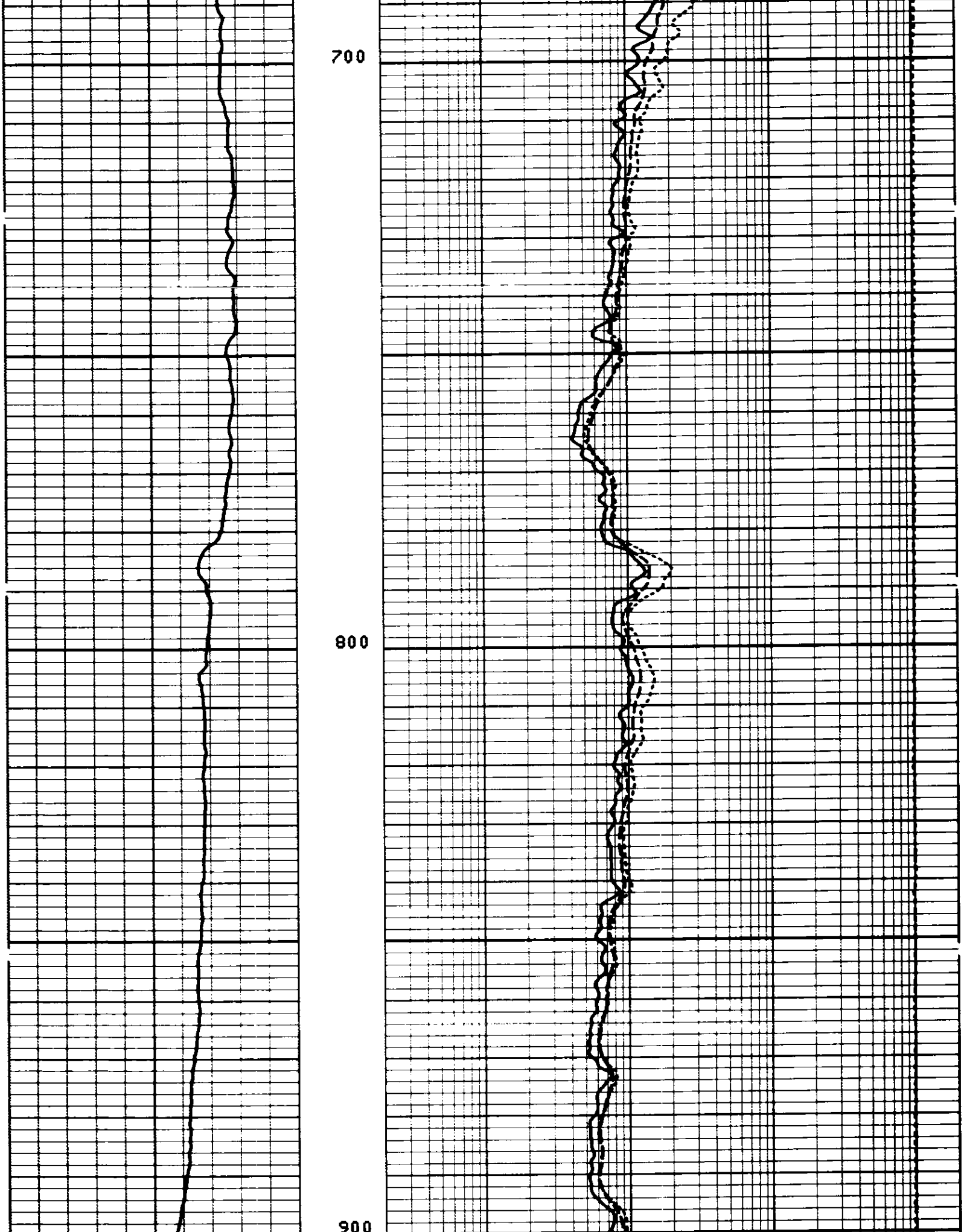

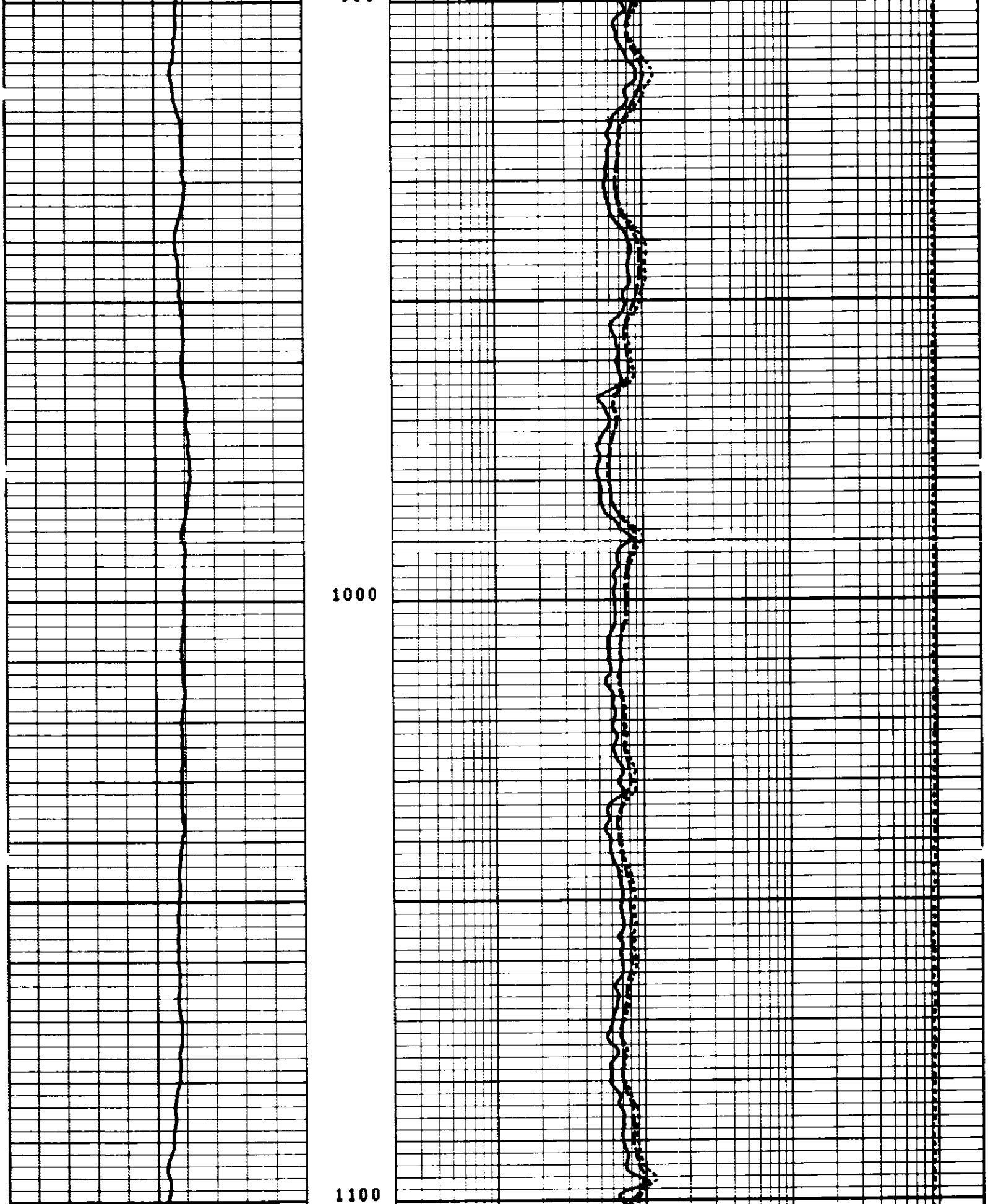





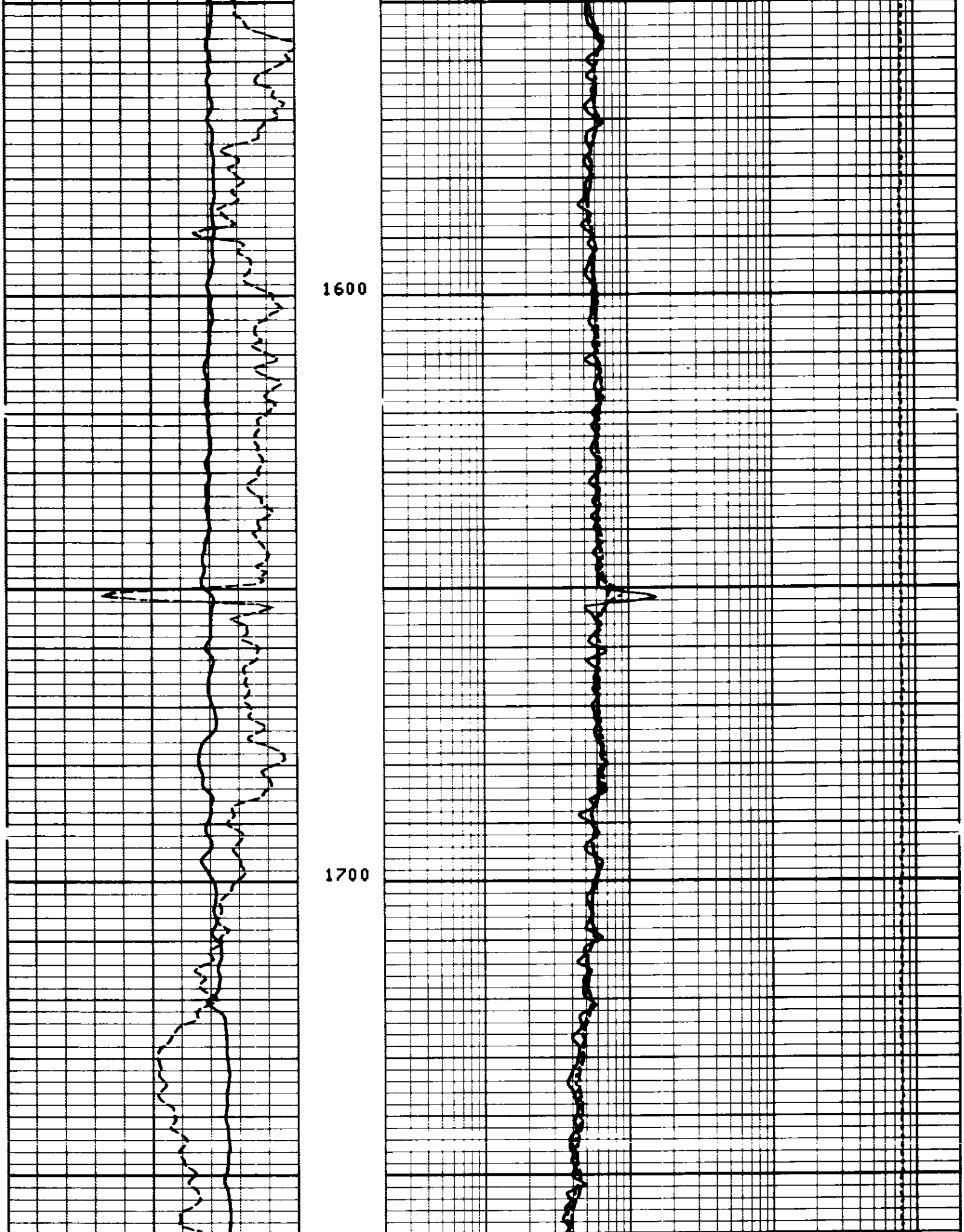

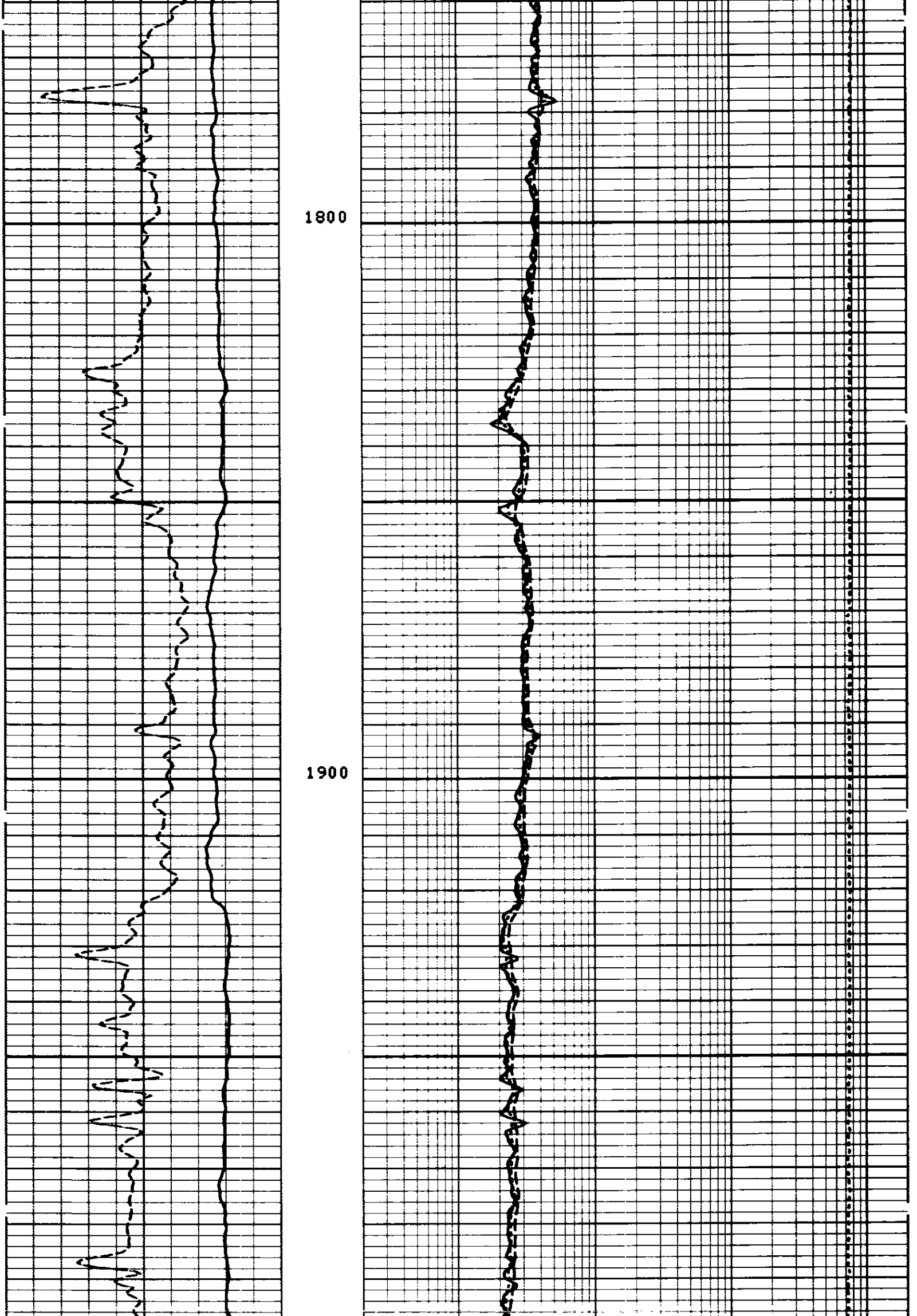

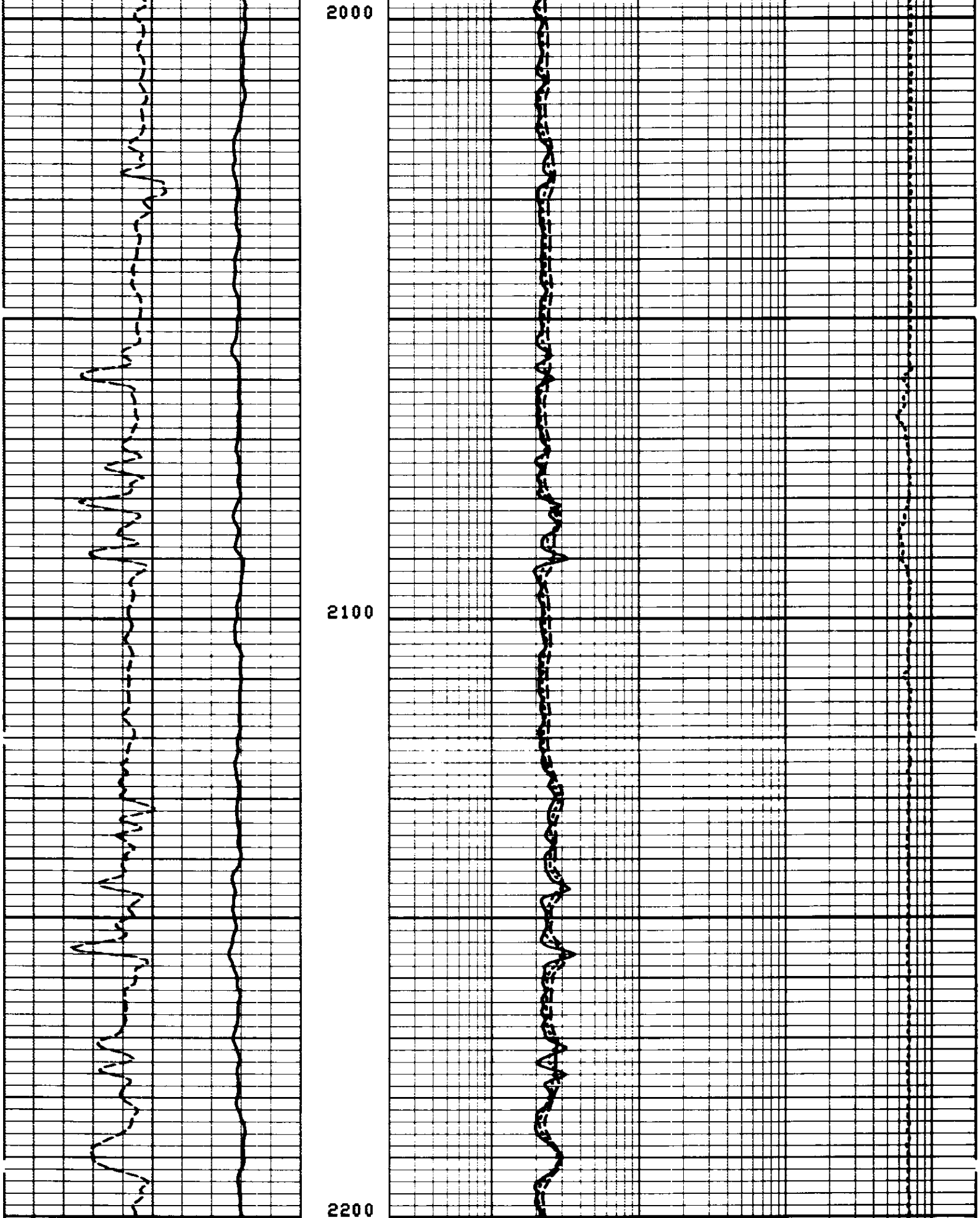



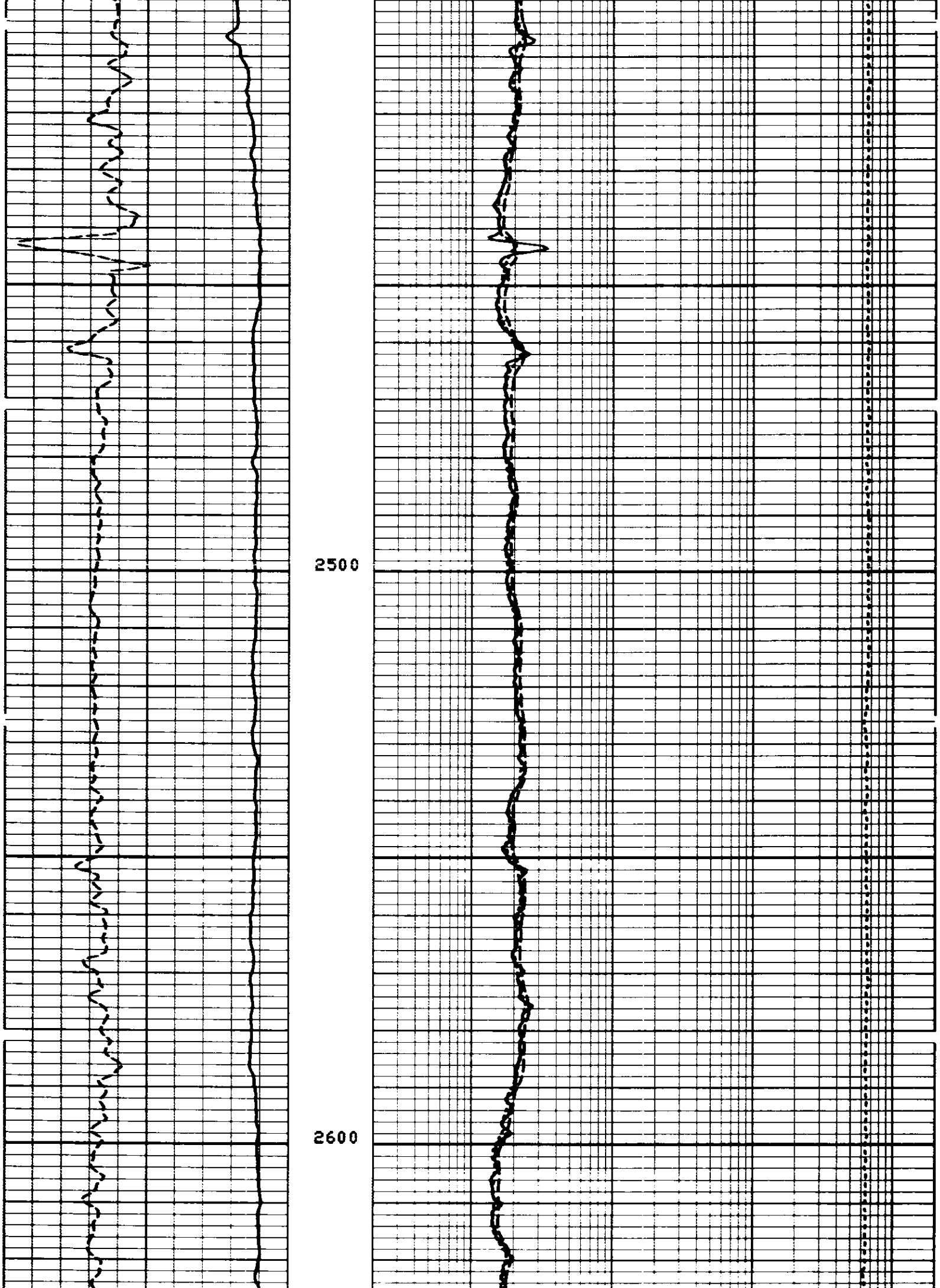

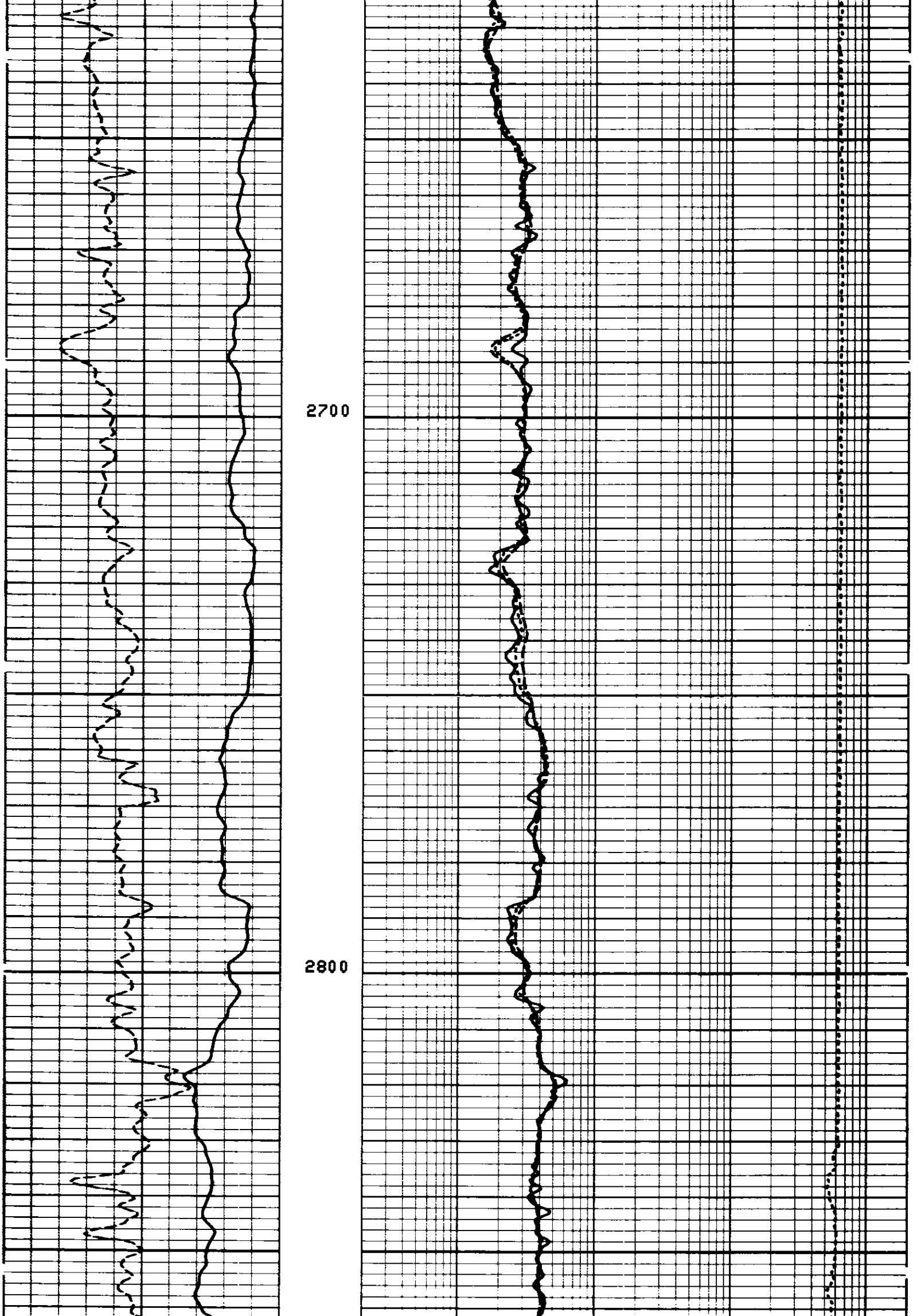

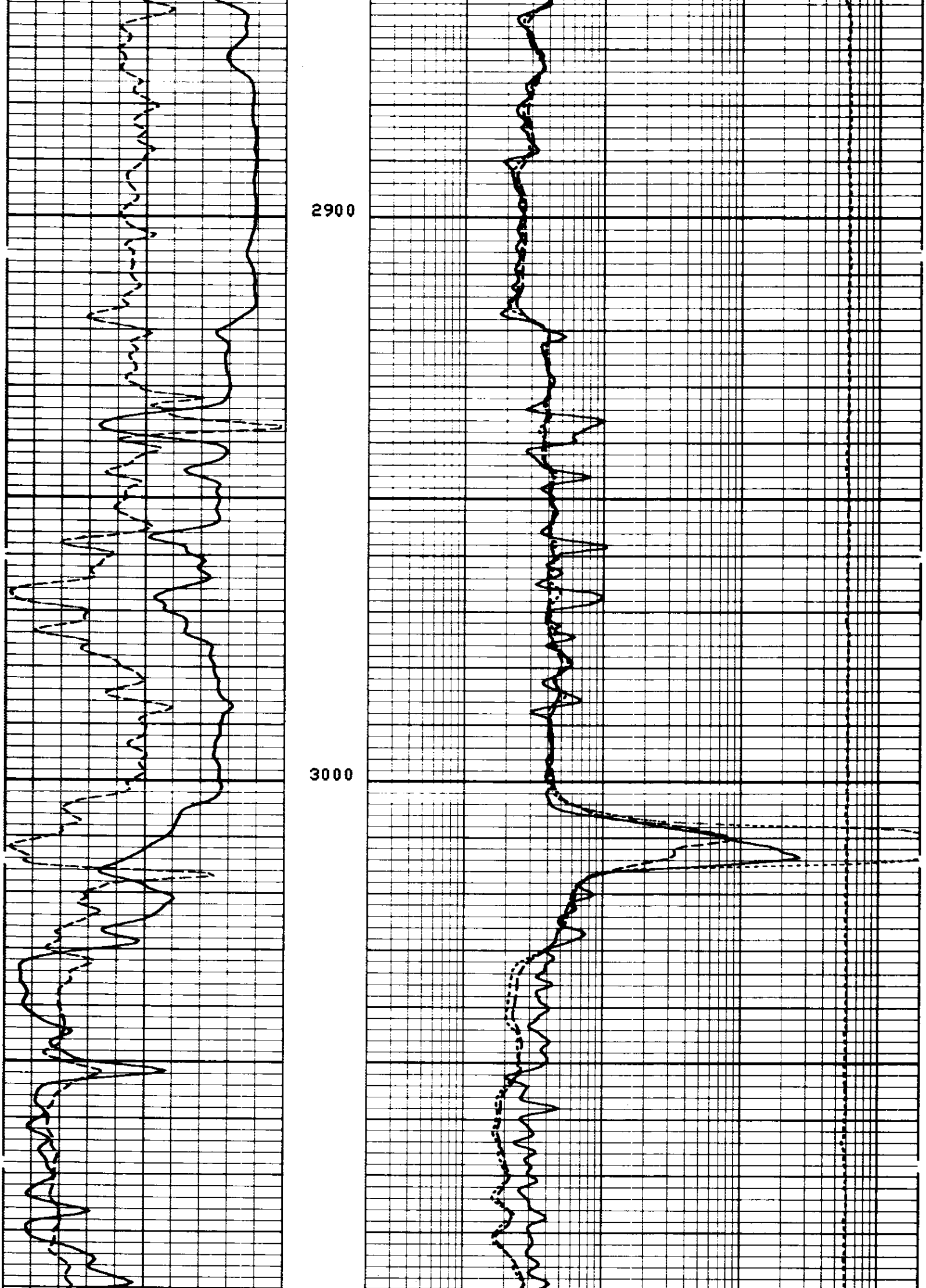

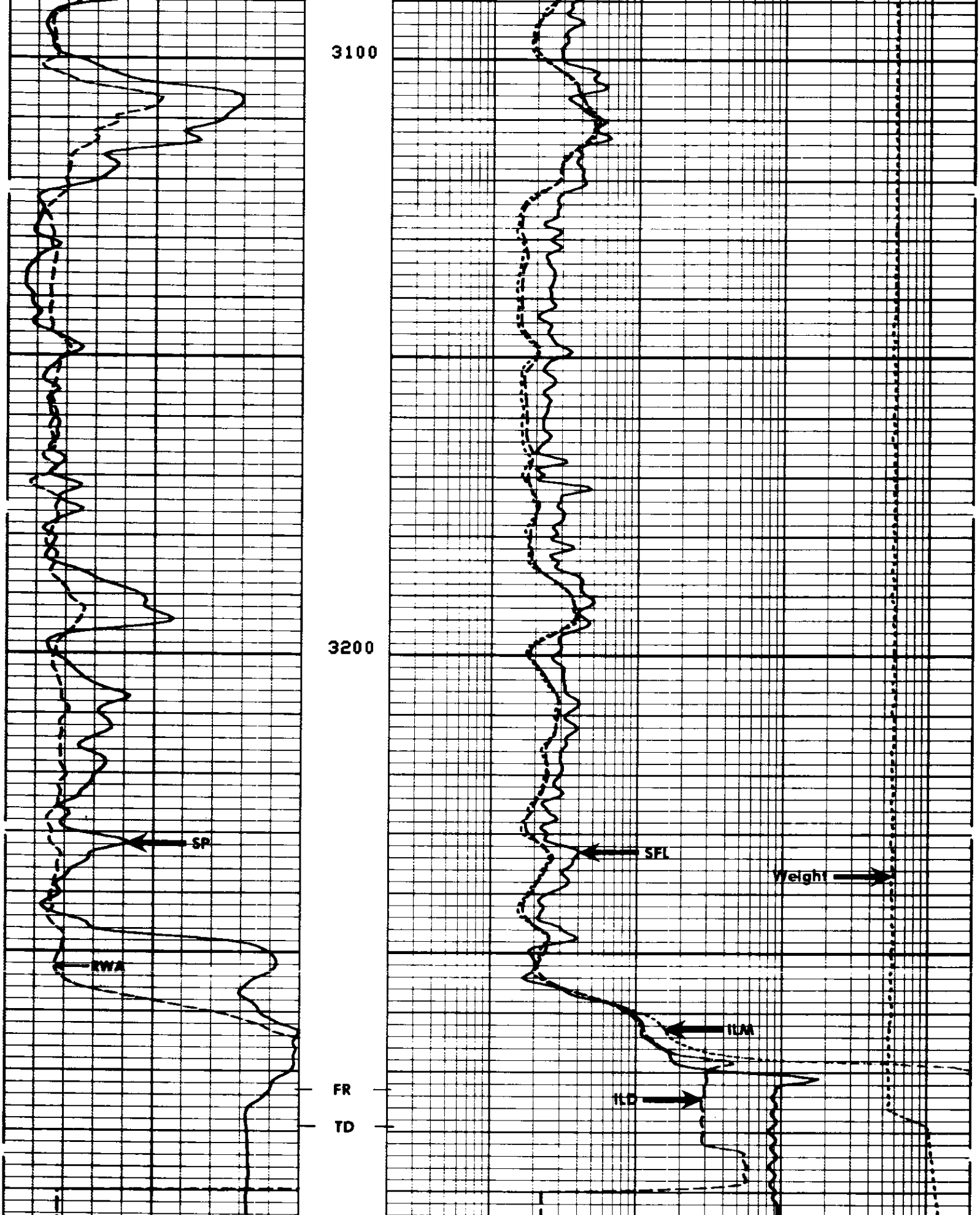

```
FILE    7        31-AUG-84 00:56
DATA ACQUIRED    30-AUG-84 23:16
```

RWA (OHMM)	0.0	3.0000
SP (MV)	-100.0	0.0
TENS(LB)	10000.	0.0
ILD (OHMM)	.20000	2000.0
ILM (OHMM)	.20000	2000.0
SFLU(OHMM)	.20000	2000.0

SENSOR MEASURE POINT TO TOOL ZERO

CBL	37.0	FEET	AMPL	37.0	FEET
TT3	33.3	FEET	TT4	32.3	FEET
TT1	36.0	FEET	TT2	37.0	FEET
CALI	56.1	FEET	SRAT	34.5	FEET
SFL	6.4	FEET	ILD	9.4	FEET
SP	2.5	FEET	ILM	5.7	FEET
TENS	2.5	FEET	SPAR	2.5	FEET
NOIS	28.8	FEET			

PARAMETERS

NAME	VALUE	UNIT	NAME	VALUE	UNIT
WSV1	WF1		DWS	16	
DSIN	5	US	DDEL	200	US
CDTS	100.000		DWCO	512	
DTF	189.000	US/F	DTM	56.0000	US/F
SBR	1.00000	OHMM	DSEC	2.20000	MMHO
FPHI	SPHI		MSEC	4.90000	MMHO
FNUM	.620000		FEXP	2.15000	
BS	7.87500	IN	BHS	OPEN	
SPDR	0.0		DO	0.0	F
PP	NORM				

TAPE NOT MADE

RWA (OHMM)	0.0	3.0000
SP (MV)	-100.0	0.0
TENS(LB)	10000.	0.0
ILD (OHMM)	.20000	2000.0
ILM (OHMM)	.20000	2000.0
SFLU(OHMM)	.20000	2000.0

FILE 6 31-AUG-84 01:15
DATA ACQUIRED 30-AUG-84 23:13

REPEAT SECTION

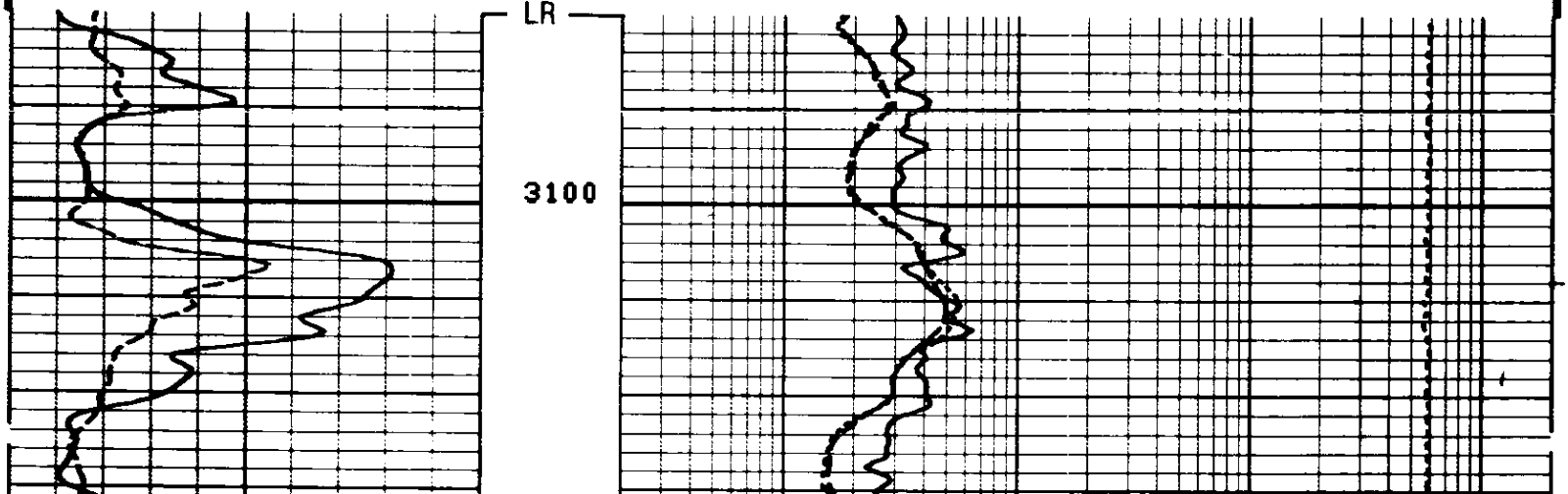

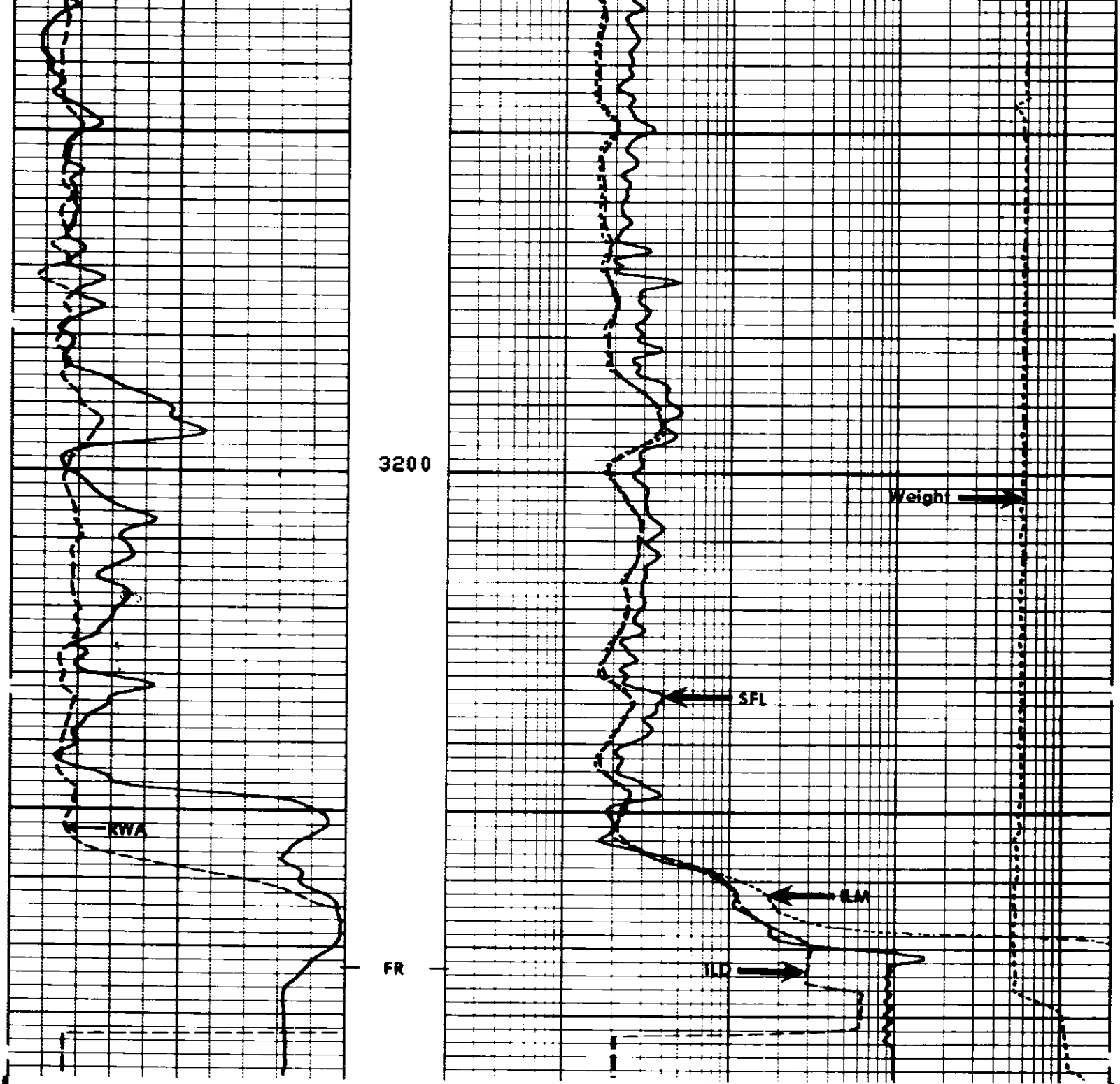

FILE 6 31-AUG-84 01:15
DATA ACQUIRED 30-AUG-84 23:09

REPEAT SECTION

Curve	Left	Right
TENS(LB)	10000.	0.0
ILD (OHMM)	.20000	2000.0
ILM (OHMM)	.20000	2000.0
SFLU(OHMM)	.20000	2000.0
RWA (OHMM)	0.0	3.0000
SP (MV)	-100.0	0.0

SENSOR MEASURE POINT TO TOOL ZERO

```
         CBL   37.0  FEET                               AMPL 37.0   FEET
         TT3   33.3  FEET                               TT4  32.3   FEET
         TT1   36.0  FEET                               TT2  37.0   FEET
         CALI  56.1  FEET                               SRAT 34.5   FEET
         SFL    6.4  FEET                               ILD   9.4   FEET
         SP     2.5  FEET                               ILM   5.7   FEET
         TENS   2.5  FEET                               SPAR  2.5   FEET
         NOIS  28.8  FEET
```

```
                                  PARAMETERS

         NAME  VALUE     UNIT                            NAME  VALUE     UNIT

         WSV1  WF1                                       DWS   16
         DSIN  5         US                              DDEL  200       US
         CDTS  100.000                                   DWCO  512
         DTF   189.000   US/F                            DTM   56.0000   US/F
         SBR   1.00000   OHMM                            DSEC  2.20000   MMHO
         FPHI  SPHI                                      MSEC  4.90000   MMHO
         FNUM  .620000                                   FEXP  2.15000
         BS    7.87500   IN                              BHS   OPEN
         SPDR  0.0                                       DO    0.0       F
         PP    NORM

                                TAPE NOT MADE
```

```
                BEFORE SURVEY CALIBRATION SUMMARY


   PERFORMED:     84/08/30
   PROGRAM FILE: ISN     (VERSION    26.2     00/00/00)


  DITD                ELECTRONICS CALIBRATION SUMMARY

              MEASURED                       CALIBRATED
           ZERO     PLUS                  ZERO        PLUS              UNITS
    ILD     4.0    446.6                   0.0       496.3               MMHO
    ILM     4.6    458.3                   0.0       504.2               MMHO
    SFL      .2    501.2                   0.0       500.0               MMHO

  ILD  SONDE ERROR CORRECTION :          2.2 MMHO
  ILM  SONDE ERROR CORRECTION :          4.9 MMHO


  MCDB                CALIPER CALIBRATION SUMMARY

              MEASURED                       CALIBRATED
           SMALL    LARGE                 SMALL       LARGE             UNITS
   CALI     8.3     12.5                   8.0        12.0               IN

                       FILE     5       30-AUG-84 22:59
```

```
               AFTER SURVEY TOOL CHECK SUMMARY


   PERFORMED:     84/08/31
   PROGRAM FILE: ISN     (VERSION    26.2     00/00/00)


  DITD                      TOOL   CHECK

                    ZERO                         PLUS
           BEFORE          AFTER          BEFORE       AFTER      UNITS
    ILD      0.0              .1          496.3        495.5      MMHO
    ILM      0.0            -.1           504.2        510.4      MMHO
    SFL      0.0            -.0           500.0        498.5      MMHO

  ILD  SONDE ERROR CORRECTION :          2.2 MMHO
  ILM  SONDE ERROR CORRECTION :          4.9 MMHO
```

```
                    FILE   10       31-AUG-84 6:05

              SHOP SUMMARY

  PERFORMED:      84/08/10
  PROGRAM FILE: SHOP   (VERSION    26.2    83/11/17)


DITD               ELECTRONICS CALIBRATION SUMMARY

                TEST LOOP CALIBRATION             TOOL CHECK
             MEASURED          CALIBRATED         CALIBRATED
          ZERO    PLUS      ZERO       PLUS     ZERO       PLUS    UNITS
   ILD    3.0     438.0     0.0       500.0     0.0       496.5   MMHO
   ILM    -.9     500.0     0.0       500.0     0.0       504.5   MMHO
ILD  SONDE ERROR CORRECTION :         2.2 MMHO
ILM  SONDE ERROR CORRECTION :         4.9 MMHO

                     (IS:1422, IC:47  )
```