DUAL DIPMETER 5"

CSU

COMPANY: ARCO EXPLORATION COMPANY

WELL: BANZER 834-16

FIELD: MIST-WILDCAT
COUNTY: COLUMBIA
STATE: OREGON
NATION: USA
LOCATION: 90'N & 1992'W OF SE COR

SEC: 16 TWP: 6N RGE: 5W

RECEIVED - PTLD
APR 17 1985
DEPT OF GEOLOGY & MINERAL INDUS.

OTHER SERVICES-
DIL
LDT/CNL/NGT
WST
BHC
CST

API SERIAL NO:
36-009-001

PROGRAM
TAPE NO:
26.2
SERVICE
ORDER NO:
432414

PERMANENT DATUM: GL
ELEV. OF PERM. DATUM: 577.0 F
LOG MEASURED FROM: KB
13.0 F ABOVE PERM. DATUM
DRLG. MEASURED FROM: KB

ELEVATIONS-
KB: 590.0 F
DF: 589.0 F
GL: 577.0 F

DATE: 16 APR 85
RUN NO: 1

DEPTH-DRILLER: 4914.0 F
DEPTH-LOGGER: 4902.0 F
BTM. LOG INTERVAL: 4899.0 F
TOP LOG INTERVAL: 964.0 F

CASING-DRILLER: 966 F
CASING-LOGGER: 964 F
CASING: 9 5/8"
WEIGHT: 36.00 LB/F
BIT SIZE: 8 3/4"
DEPTH: 4914 F

TYPE FLUID IN HOLE: DESCO-DRISPAC
DENSITY: 10.2 LB/G
VISCOSITY: 44.0 S
PH: 9.5
FLUID LOSS: 4.8 C3
SOURCE OF SAMPLE: FLOWLINE
RM: 3.170 OHMM AT 83.0 DEGF
RMF: 2.050 OHMM AT 64.0 DEGF
RMC: 1.070 OHMM AT 67.0 DEGF
SOURCE RMF/RMC: MEAS/MEAS
RM AT BHT: 2.246 OHMM AT 120. DEGF
RMF AT BHT: 1.593 OHMM AT 120. DEGF
RMC AT BHT: .623 OHMM AT 120. DEGF

TIME CIRC. STOPPED: 13:30 4/15
TIME LOGGER ON BTM.: 18:30 4/16

MAX. REC. TEMP: 120.0 DEGF

LOGGING UNIT NO: 8128
LOGGING UNIT LOC: SACRAMENTO
RECORDED BY: MAYER
WITNESSED BY: BUIKEMA

REMARKS:

CHLORIDES: 900PPM

EQUIPMENT NUMBERS-

SHB I 972   SHD C 964   CIM 270

ALL INTERPRETATIONS ARE OPINIONS BASED ON INFERENCES FROM ELECTRICAL OR OTHER MEASUREMENTS AND WE CANNOT, AND DO NOT GUARANTEE THE ACCURACY OR CORRECTNESS OF ANY INTERPRETATIONS, AND WE SHALL NOT, EXCEPT IN THE CASE OF GROSS OR WILLFUL NEGLIGENCE ON OUR PART, BE LIABLE OR RESPONSIBLE FOR ANY LOSS, COSTS, DAMAGES OR EXPENSES INCURRED OR SUSTAINED BY ANYONE RESULTING FROM ANY INTERPRETATION MADE BY ANY OF OUR OFFICERS, AGENTS OR EMPLOYEES. THESE INTERPRETATIONS ARE ALSO SUBJECT TO OUR GENERAL TERMS AND CONDITIONS AS SET OUT IN OUR CURRENT PRICE SCHEDULE.

FILE 0 17-APR-85 00:40
DATA ACQUIRED 00- -00 00:00

DB1A		DB2A		EV (V)			
-1000.	4000.0	-1000.	4000.0	0.0	50.000		
DB1		DB2		EI (AMPS)			
0.0	5000.0	0.0	5000.0	0.0	10.000		
RB (DEG)				DB3A		DB4A	
-40.00			360.00	-1000.	4000.0	-1000.	4000.0
P1AZ(DEG)				DB3		DB4	
-40.00			360.00	0.0	5000.0	0.0	5000.0
HAZI(DEG)				C1 (IN)			
-40.00			360.00	24.000			4.0000
DEVI(DEG)				C2 (IN)			
0.0			40.000	24.000			4.0000

FILE 20 17-APR-85 00:42
DATA ACQUIRED 16-APR-85 23:57

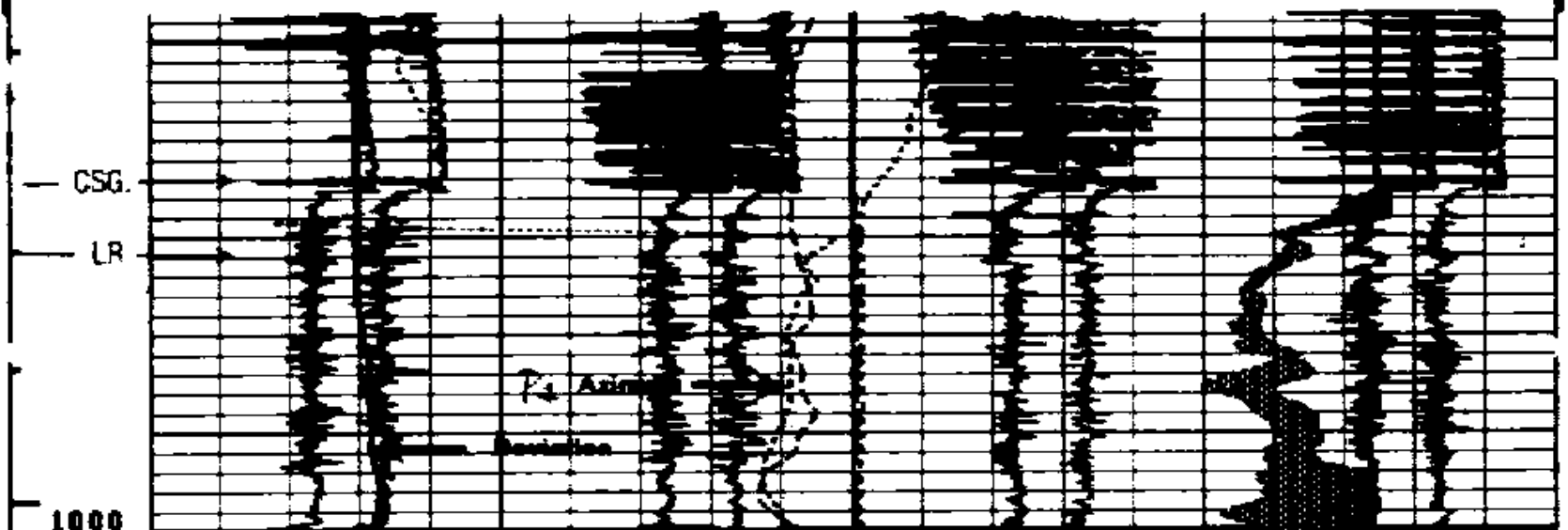

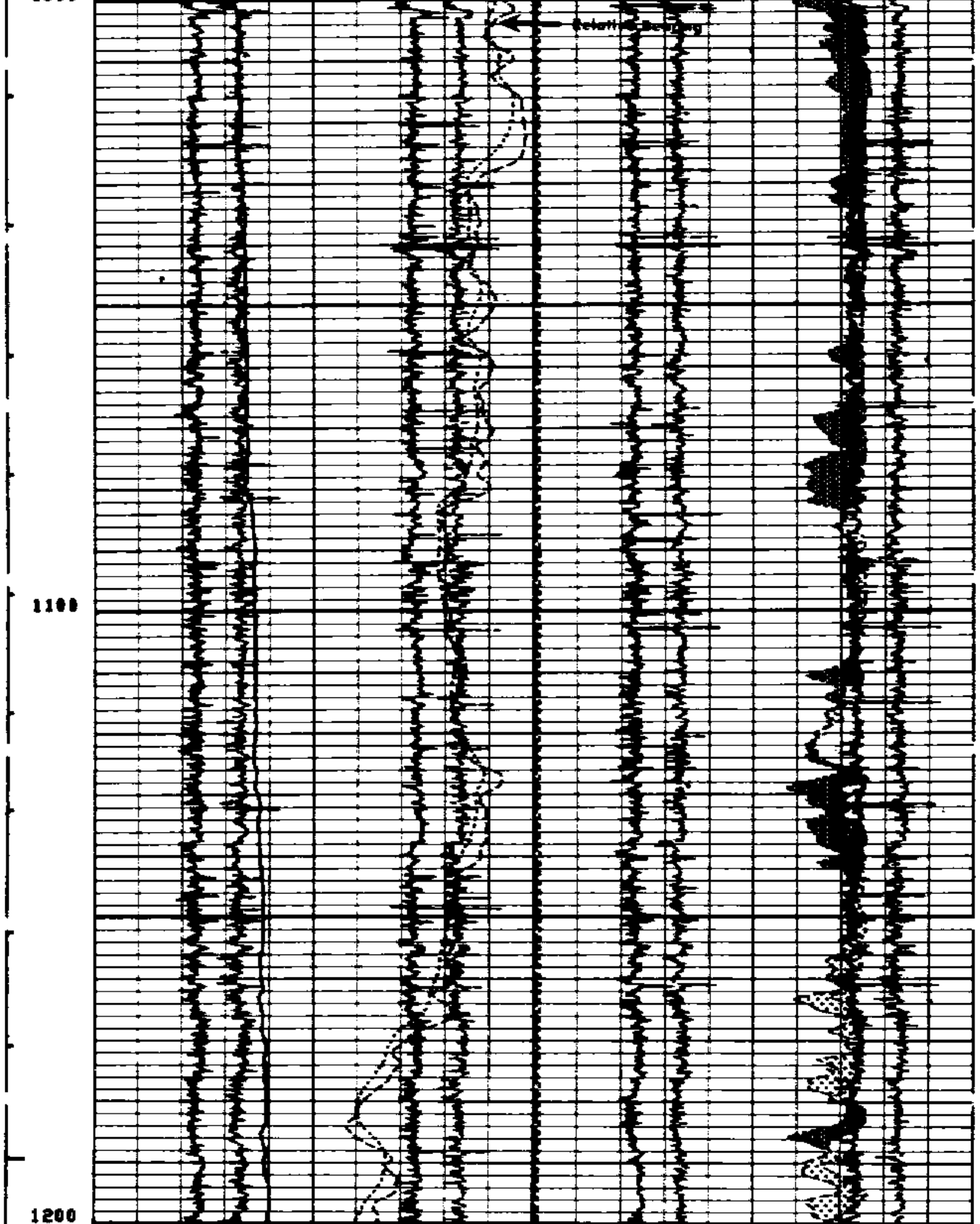

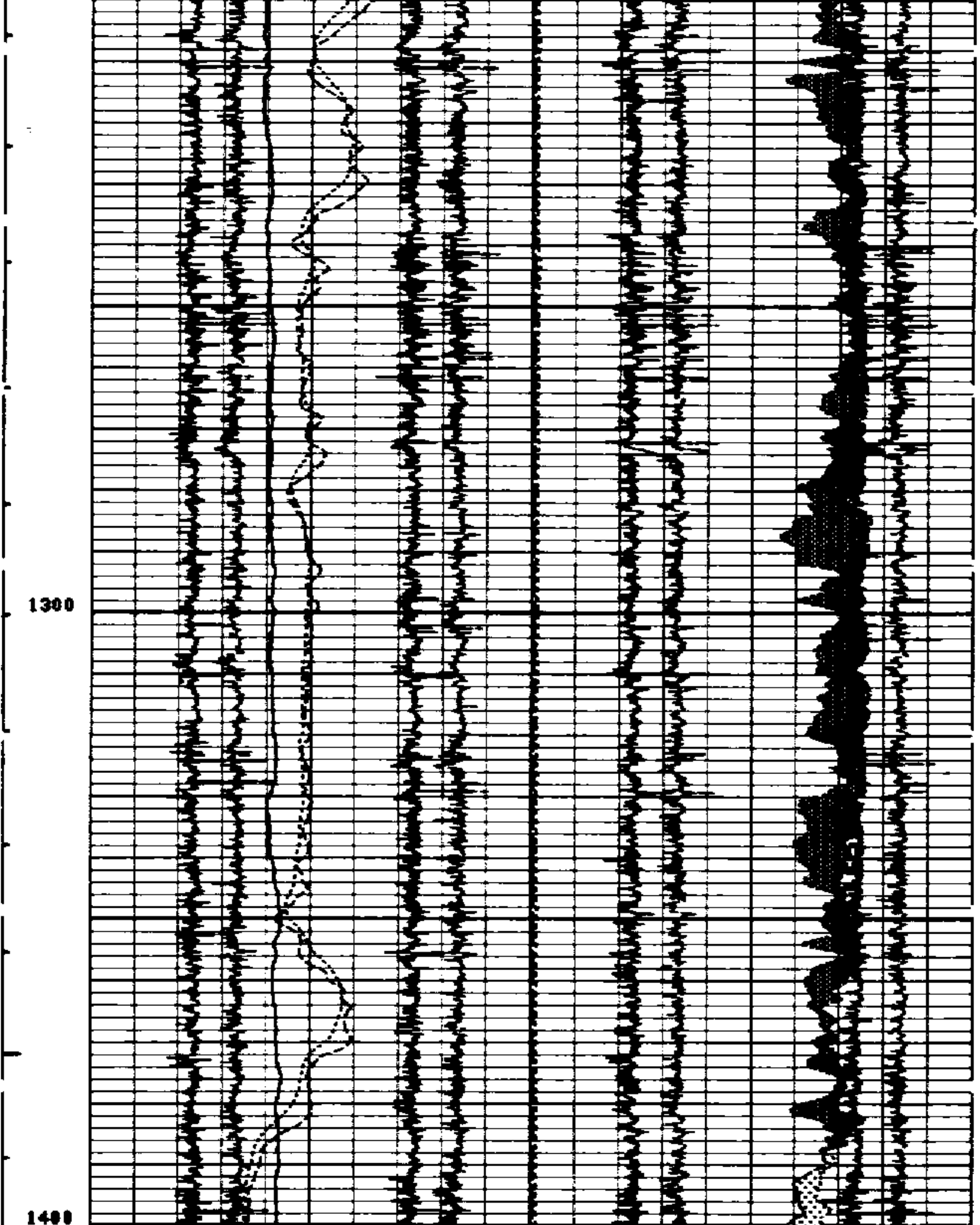

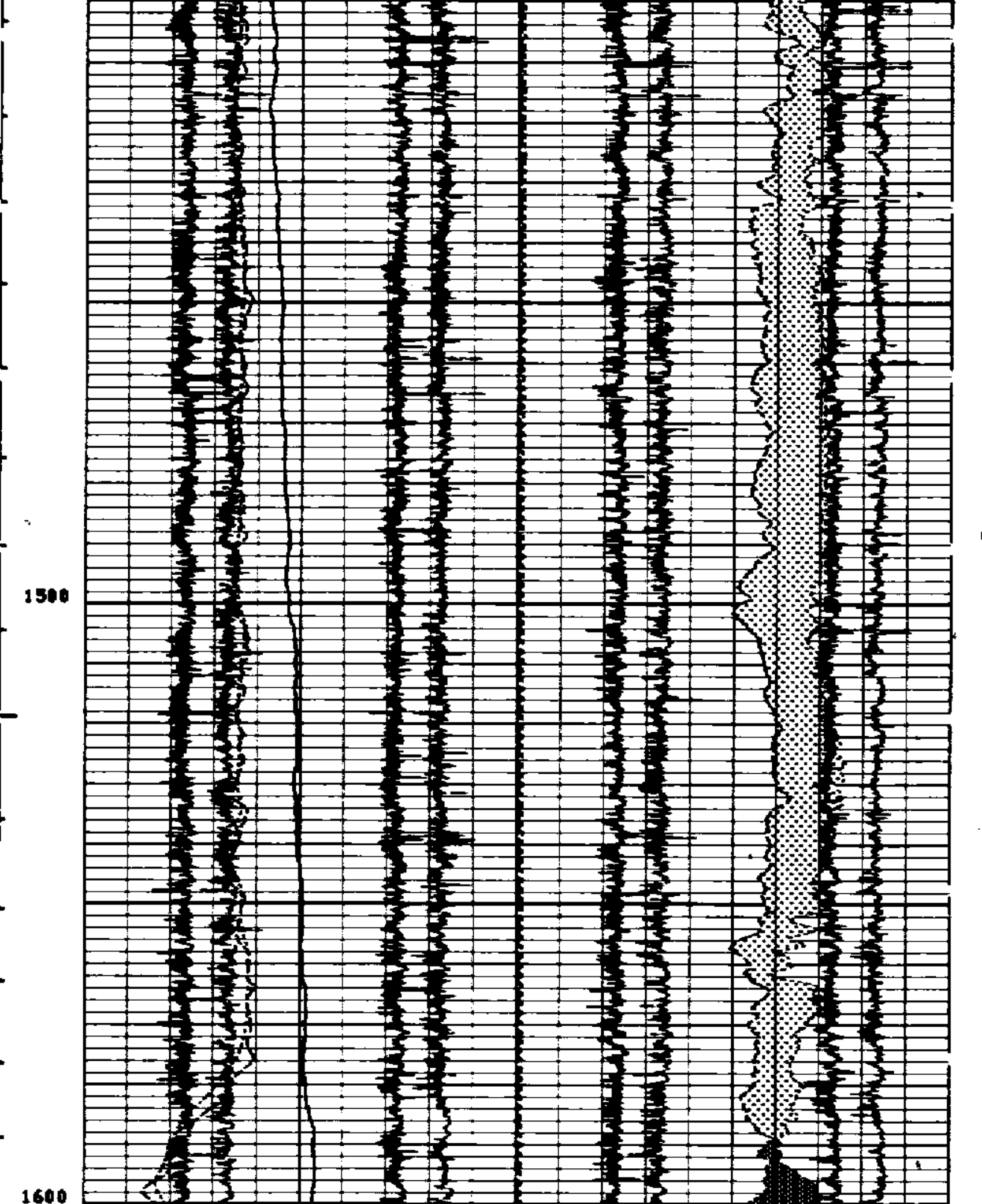

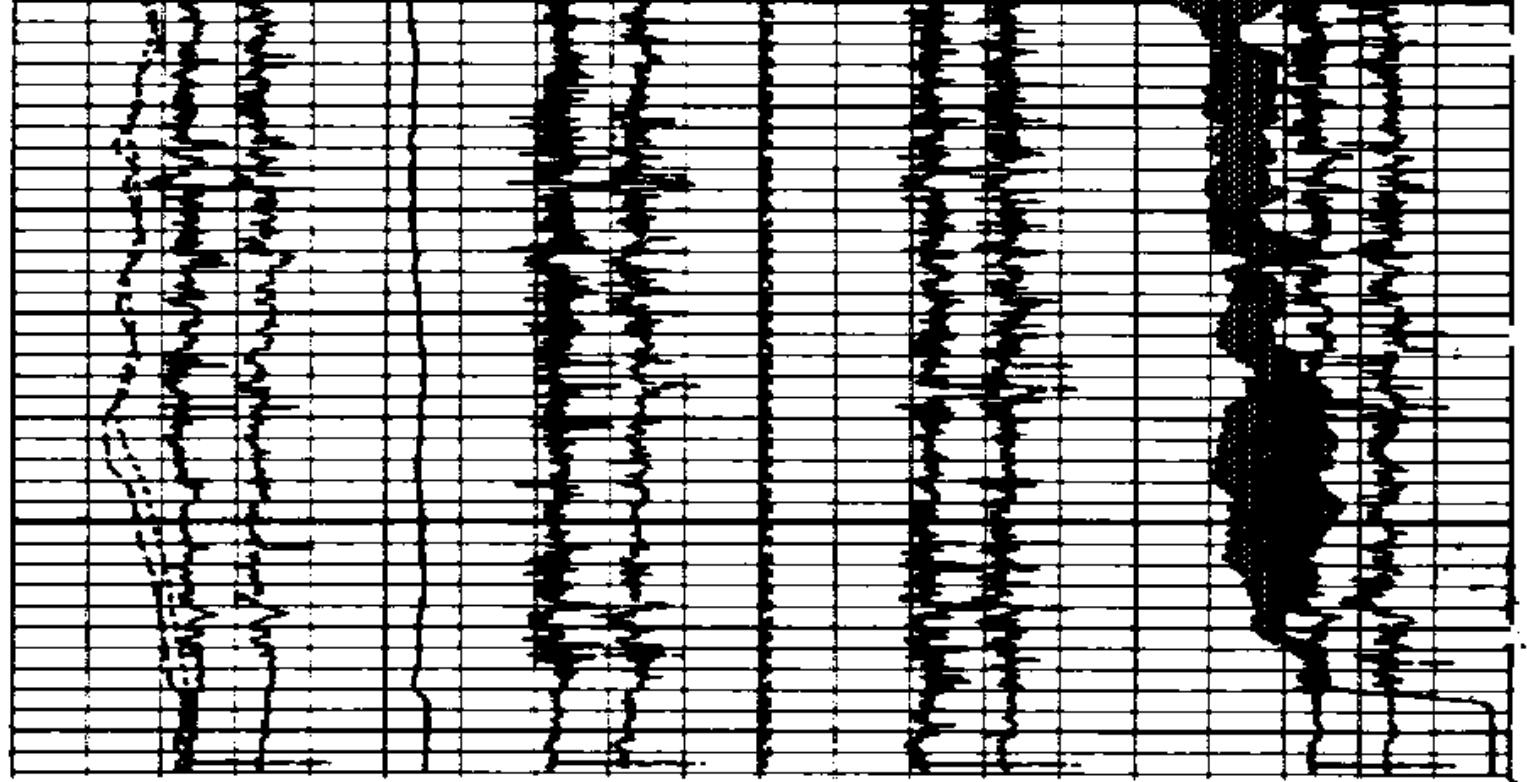

FILE 20 17-APR-85 00:32
DATA ACQUIRED 16-APR-85 23:31

		EV (V) 0.0 50.000	
DB1A -1000. 4000.0	DB2A -1000. 4000.0	EI (AMPS) 0.0 10.000	
DB1 0.0 5000.0	DB2 0.0 5000.0	DB3A -1000. 4000.0	DB4A -1000. 4000.0
RB (DEG) -40.00 360.00		DB3 0.0 5000.0	DB4 0.0 5000.0
P1AZ(DEG) -40.00 360.00		C1 (IN) 24.000 4.0000	
DEVI(DEG) 0.0 40.000		C2 (IN) 24.000 4.0000	

SENSOR MEASURE POINT TO TOOL ZERO

AX	0.0	FEET	TENS	0.0	FEET
AZ	0.0	FEET	AY	0.0	FEET
FY	0.0	FEET	FX	0.0	FEET
DCHV	0.0	FEET	FZ	0.0	FEET
ADCZ	0.0	FEET	SHDW	0.0	FEET
VMR	0.0	FEET	VPR	0.0	FEET
EI	0.0	FEET	EV	0.0	FEET
RAD1	0.0	FEET	ATEM	0.0	FEET
RAD3	0.0	FEET	RAD2	0.0	FEET
C1	0.0	FEET	RAD4	0.0	FEET
PP	0.0	FEET	C2	0.0	FEET

PARAMETERS

NAME	VALUE	UNIT	NAME	VALUE	UNIT

```
FCDD 1.                                   SOFF 0.0          IN
MDEC 20.0000    DEG                       VREF -5.00000     V
DS   8.75000    IN                        DHS  OPEN
PP   NORM                                 DO   0.0          F
```

TAPE NOT MADE

```
DD1A                     DD2A                     EV   (V    )
-1000.          4000.0   -1000.          4000.0   0.0           50.000
DD1                      DD2                      EI   (AMPS)
0.0             5000.0   0.0             5000.0   0.0           10.000
          RB   (DEG )                             DD3A                    DD4A
-40.00                                   360.00   -1000.        4000.0    -1000.        4000.0
          P1AZ(DEG )                              DD3                     DD4
-40.00                                   360.00   0.0           5000.0    0.0           5000.0
          HAZI(DEG )                                          C1   (IN   )
-40.00                                   360.00   24.000                                4.0000
          DEVI(DEG )                                          C2   (IN   )
0.0                                      40.000   24.000                                4.0000
```

FILE 18 16-APR-85 23:24



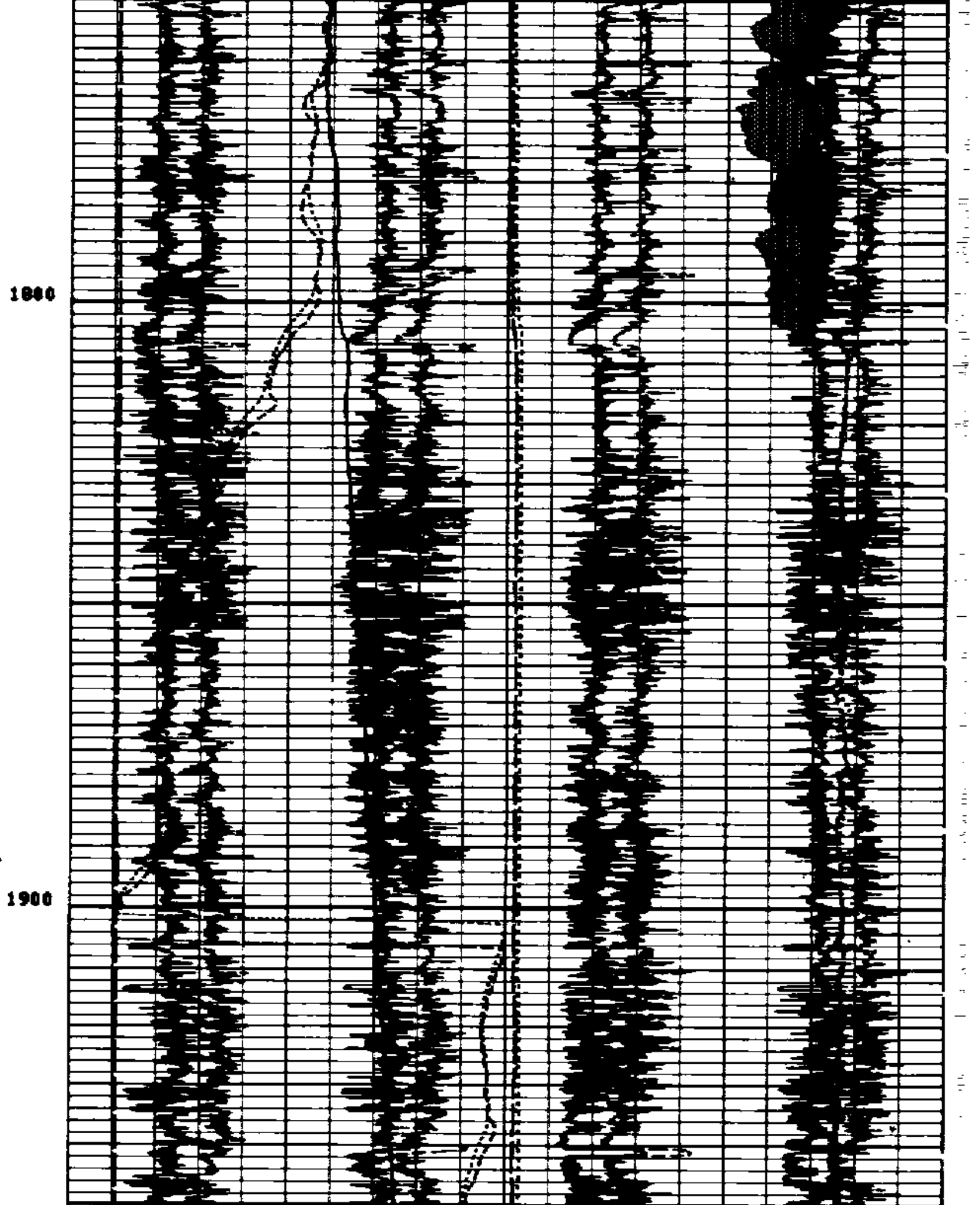



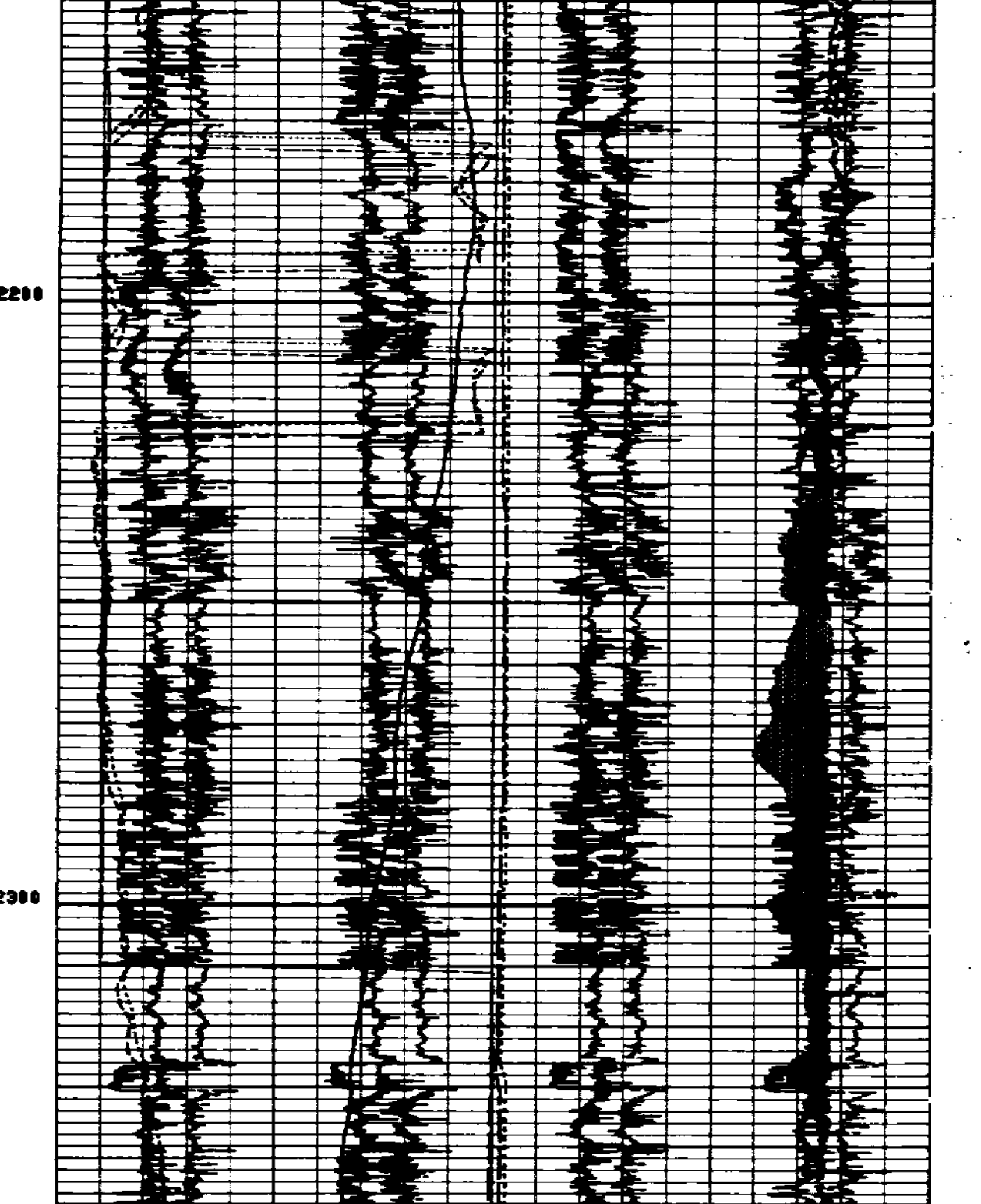





FILE 18 16-APR-85 22:42

```
DD1A                     DD2A                     EV   (V    )
-1000.       4000.0      -1000.       4000.0      0.0            50.000
DD1                      DD2                      EI   (AMPS)
0.0          5000.0      0.0          5000.0      0.0            10.000
           RB  (DEG )                             DD3A                     DD4A
-40.00                                360.00      -1000.       4000.0      -1000.       4000.0
           P1AZ(DEG )                             DD3                      DD4
-40.00                                360.00      0.0          5000.0      0.0          5000.0
           HAZI(DEG )                                          C1  (IN  )
-40.00                                360.00      24.000                                4.0000
           DEVI(DEG )                                          C2  (IN  )
0.0                                   40.000      24.000                                4.0000
```

SENSOR MEASURE POINT TO TOOL ZERO

```
TENS  0.0  FEET                    SHDW  0.0  FEET
FY    0.0  FEET                    FX    0.0  FEET
DCHV  0.0  FEET                    FZ    0.0  FEET
ADCZ  0.0  FEET                    ADCR  0.0  FEET
VMR   0.0  FEET                    VPR   0.0  FEET
EI    0.0  FEET                    EV    0.0  FEET
RAD1  0.0  FEET                    ATEM  0.0  FEET
RAD3  0.0  FEET                    RAD2  0.0  FEET
C1    0.0  FEET                    RAD4  0.0  FEET
PP    0.0  FEET                    C2    0.0  FEET
AY    0.0  FEET                    AX    0.0  FEET
AZ    0.0  FEET
```

PARAMETERS

```
NAME  VALUE     UNIT               NAME  VALUE      UNIT

FCDD  1.                           SOFF  0.0        IN
MDEC  20.0000   DEG                VREF  -5.00000   V
DS    0.75000   IN                 DHS   OPEN
```

```
DD1A                     DD2A                     EV   (V    )
-1000.       4000.0      -1000.       4000.0      0.0            50.000
DD1                      DD2                      EI   (AMPS)
0.0          5000.0      0.0          5000.0      0.0            10.000
           RB  (DEG )                             DD3A                     DD4A
-40.00                                360.00      -1000.       4000.0      -1000.       4000.0
           P1AZ(DEG )                             DD3                      DD4
-40.00                                360.00      0.0          5000.0      0.0          5000.0
           HAZI(DEG )                                          C1  (IN  )
-40.00                                360.00      24.000                                4.0000
           DEVI(DEG )                                          C2  (IN  )
0.0                                   40.000      24.000                                4.0000
```

NO DATA

FILE 15 16-APR-85 20:32

FILE   15   16-APR-85 20:30

```
DD1A                  DD2A                  EV  (V   )
-1000.       4000.0   -1000.       4000.0   0.0           50.000
DD1                   DD2                   EI  (AMPS)
0.0          5000.0   0.0          5000.0   0.0           10.000
        RD  (DEG )                          DD3A                  DD4A
-40.00                             360.00   -1000.       4000.0   -1000.       4000.0
        P1AZ(DEG )                          DD3                   DD4
-40.00                             360.00   0.0          5000.0   0.0          5000.0
        HAZI(DEG )                                    C1  (IN  )
-40.00                             360.00   24.000                             4.0000
        DEVI(DEG )                                    C2  (IN  )
0.0                                40.000   24.000                             4.0000
```

SENSOR MEASURE POINT TO TOOL ZERO

```
TENS  0.0  FEET                          SHDW  0.0  FEET
FY    0.0  FEET                          FX    0.0  FEET
DCHV  0.0  FEET                          FZ    0.0  FEET
ADCZ  0.0  FEET                          ADCR  0.0  FEET
VMR   0.0  FEET                          VPR   0.0  FEET
EI    0.0  FEET                          EV    0.0  FEET
RAD1  0.0  FEET                          ATEM  0.0  FEET
RAD3  0.0  FEET                          RAD2  0.0  FEET
C1    0.0  FEET                          RAD4  0.0  FEET
PP    0.0  FEET                          C2    0.0  FEET
AY    0.0  FEET                          AX    0.0  FEET
AZ    0.0  FEET
```

PARAMETERS

```
NAME  VALUE      UNIT                    NAME  VALUE      UNIT

FCDD 1.                                  SOFF 0.0         IN
MDEC 20.0000     DEG                     VREF -5.00000    V
BS   8.75000     IN                      DHS  OPEN
```

```
DD1A                  DD2A                  EV  (V   )
-1000.       4000.0   -1000.       4000.0   0.0           50.000
DD1                   DD2                   EI  (AMPS)
0.0          5000.0   0.0          5000.0   0.0           10.000
        RD  (DEG )                          DD3A                  DD4A
-40.00                             360.00   -1000.       4000.0   -1000.       4000.0
        P1AZ(DEG )                          DD3                   DD4
-40.00                             360.00   0.0          5000.0   0.0          5000.0
        HAZI(DEG )                                    C1  (IN  )
-40.00                             360.00   24.000                             4.0000
        DEVI(DEG )                                    C2  (IN  )
0.0                                40.000   24.000                             4.0000
```

NO DATA [illegible] too high

FILE   13   16-APR-85 20:26

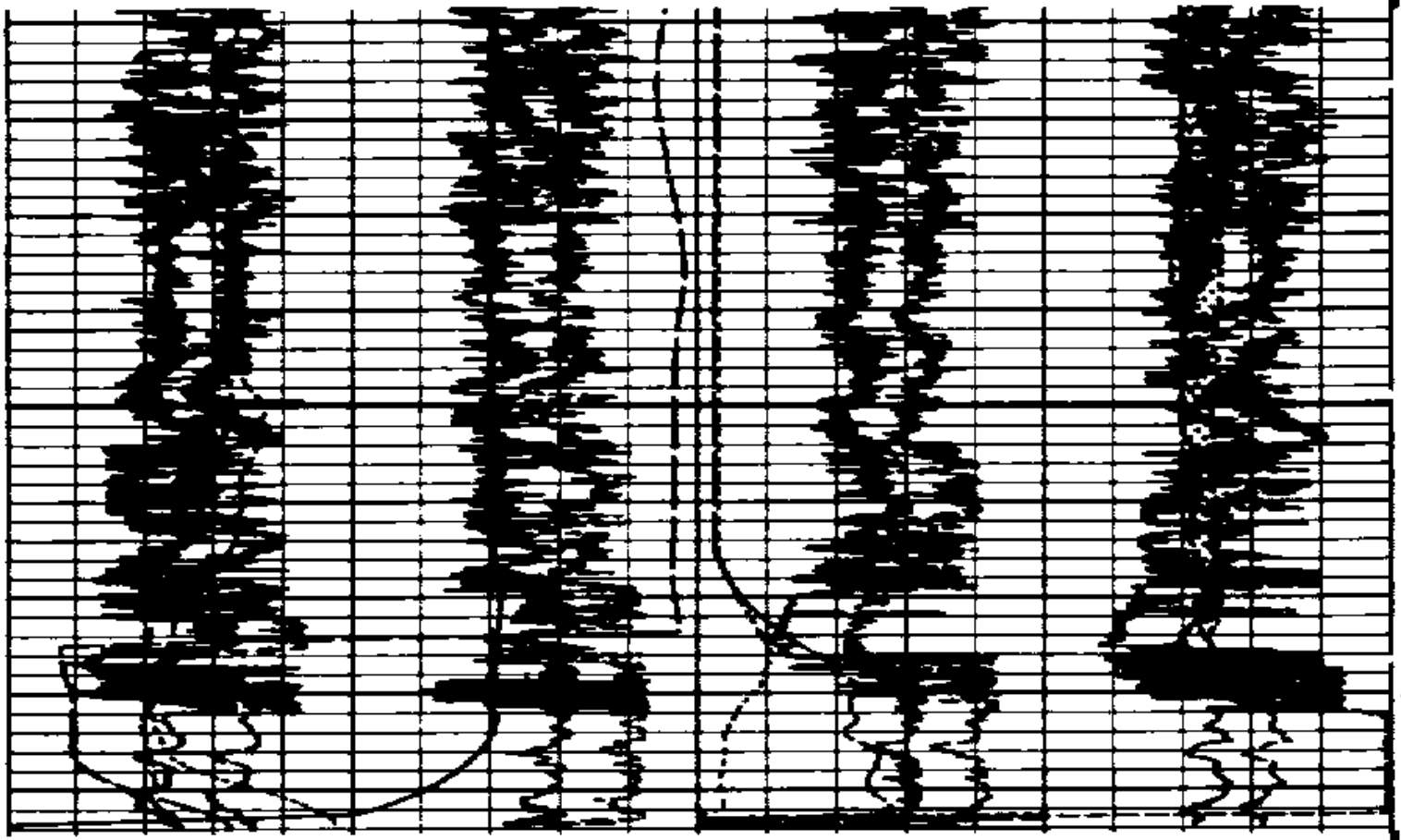

FILE 13 16-APR-85 20:23

Curve	Left	Right
DB1A	-1000.	4000.0
DB1	0.0	5000.0
DB2A	-1000.	4000.0
DB2	0.0	5000.0
EV (V)	0.0	50.000
EI (AMPS)	0.0	10.000
RB (DEG)	-40.00	360.00
P1AZ(DEG)	-40.00	360.00
HAZI(DEG)	-40.00	360.00
DEVI(DEG)	0.0	40.000
DB3A	-1000.	4000.0
DB3	0.0	5000.0
DB4A	-1000.	4000.0
DB4	0.0	5000.0
C1 (IN)	24.000	4.0000
C2 (IN)	24.000	4.0000

SENSOR MEASURE POINT TO TOOL ZERO

TENS	0.0	FEET	SHDW	0.0	FEET
FY	0.0	FEET	FX	0.0	FEET
DCHV	0.0	FEET	FZ	0.0	FEET
ADCZ	0.0	FEET	ADCR	0.0	FEET
VMR	0.0	FEET	VPR	0.0	FEET
EI	0.0	FEET	EV	0.0	FEET
RAD1	0.0	FEET	ATEM	0.0	FEET
RAD3	0.0	FEET	RAD2	0.0	FEET
C1	0.0	FEET	RAD4	0.0	FEET
PP	0.0	FEET	C2	0.0	FEET
AY	0.0	FEET	AX	0.0	FEET
AZ	0.0	FEET			

PARAMETERS

NAME	VALUE	UNIT	NAME	VALUE	UNIT
FCDD	1.		SOFF	0.0	IN
MDEC	20.0000	DEG	VREF	-5.00000	V
BS	8.75000	IN	BHS	OPEN	

DB1A		DB2A		EV (V)			
-1000.	4000.0	-1000.	4000.0	0.0	50.000		
DB1		DB2		EI (AMPS)			
0.0	5000.0	0.0	5000.0	0.0	10.000		
RB (DEG)				DB3A		DB4A	
-40.00			360.00	-1000.	4000.0	-1000.	4000.0
P1AZ(DEG)				DB3		DB4	
-40.00			360.00	0.0	5000.0	0.0	5000.0
HAZI(DEG)				C1 (IN)			
-40.00			360.00	24.000			4.0000
DEVI(DEG)				C2 (IN)			
0.0			40.000	24.000			4.0000

NO DATA

FILE 12 16-APR-85 19:46

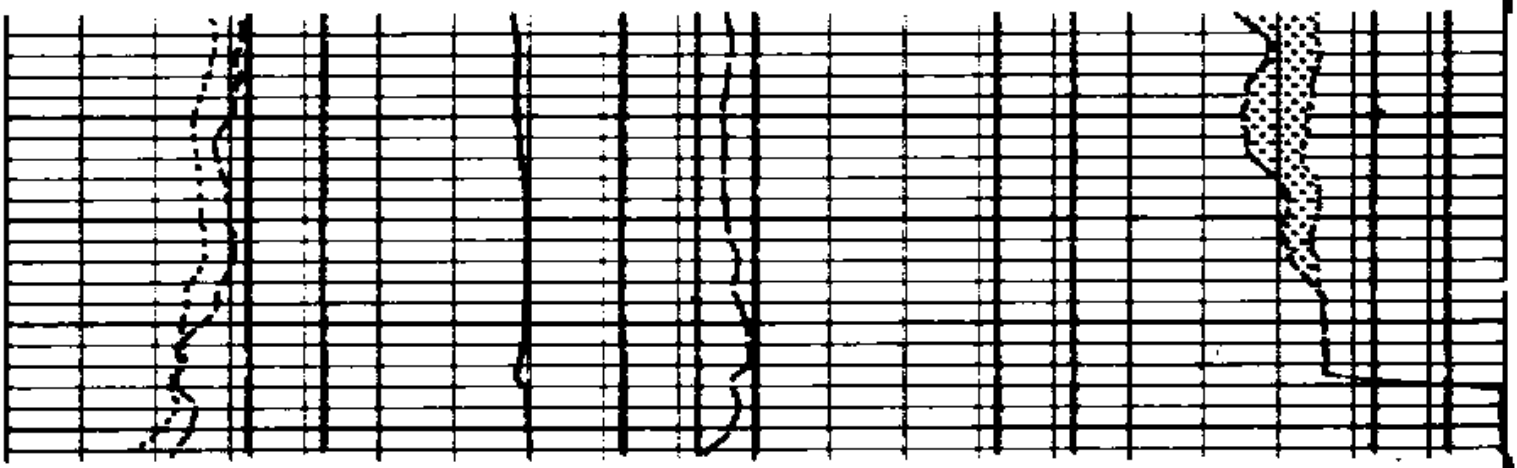

FILE 12 16-APR-85 19:42

DB1A		DB2A		EV (V)			
-1000.	4000.0	-1000.	4000.0	0.0	50.000		
DB1		DB2		EI (AMPS)			
0.0	5000.0	0.0	5000.0	0.0	10.000		
RB (DEG)				DB3A		DB4A	
-40.00			360.00	-1000.	4000.0	-1000.	4000.0
P1AZ(DEG)				DB3		DB4	
-40.00			360.00	0.0	5000.0	0.0	5000.0
HAZI(DEG)				C1 (IN)			
-40.00			360.00	24.000			4.0000
DEVI(DEG)				C2 (IN)			
0.0			40.000	24.000			4.0000

SENSOR MEASURE POINT TO TOOL ZERO

TENS	0.0	FEET	SHDW	0.0	FEET
FY	0.0	FEET	FX	0.0	FEET
DCHV	0.0	FEET	FZ	0.0	FEET
ADCZ	0.0	FEET	ADCR	0.0	FEET
VMR	0.0	FEET	VPR	0.0	FEET
EI	0.0	FEET	EV	0.0	FEET
RAD1	0.0	FEET	ATEM	0.0	FEET
RAD3	0.0	FEET	RAD2	0.0	FEET
C1	0.0	FEET	RAD4	0.0	FEET
PP	0.0	FEET	C2	0.0	FEET
AY	0.0	FEET	AX	0.0	FEET
AZ	0.0	FEET			

PARAMETERS

NAME	VALUE	UNIT	NAME	VALUE	UNIT
FCDD	1.		SOFF	0.0	IN
HDEC	20.0000	DEG	VREF	-5.00000	V
DS	0.75000	IN	DHS	OPEN	

DD1A -1000. 4000.0
DD2A -1000. 4000.0
EV (V) 0.0 50.000
DD1 0.0 5000.0
DD2 0.0 5000.0
EI (AMPS) 0.0 10.000
RB (DEG) -40.00 360.00
DD3A -1000. 4000.0
DD4A -1000. 4000.0
P1AZ(DEG) -40.00 360.00
DD3 0.0 5000.0
DD4 0.0 5000.0
HAZI(DEG) -40.00 360.00
C1 (IN) 24.000 4.0000
DEVI(DEG) 0.0 40.000
C2 (IN) 24.000 4.0000

FILE 10 16-APR-85 19:30

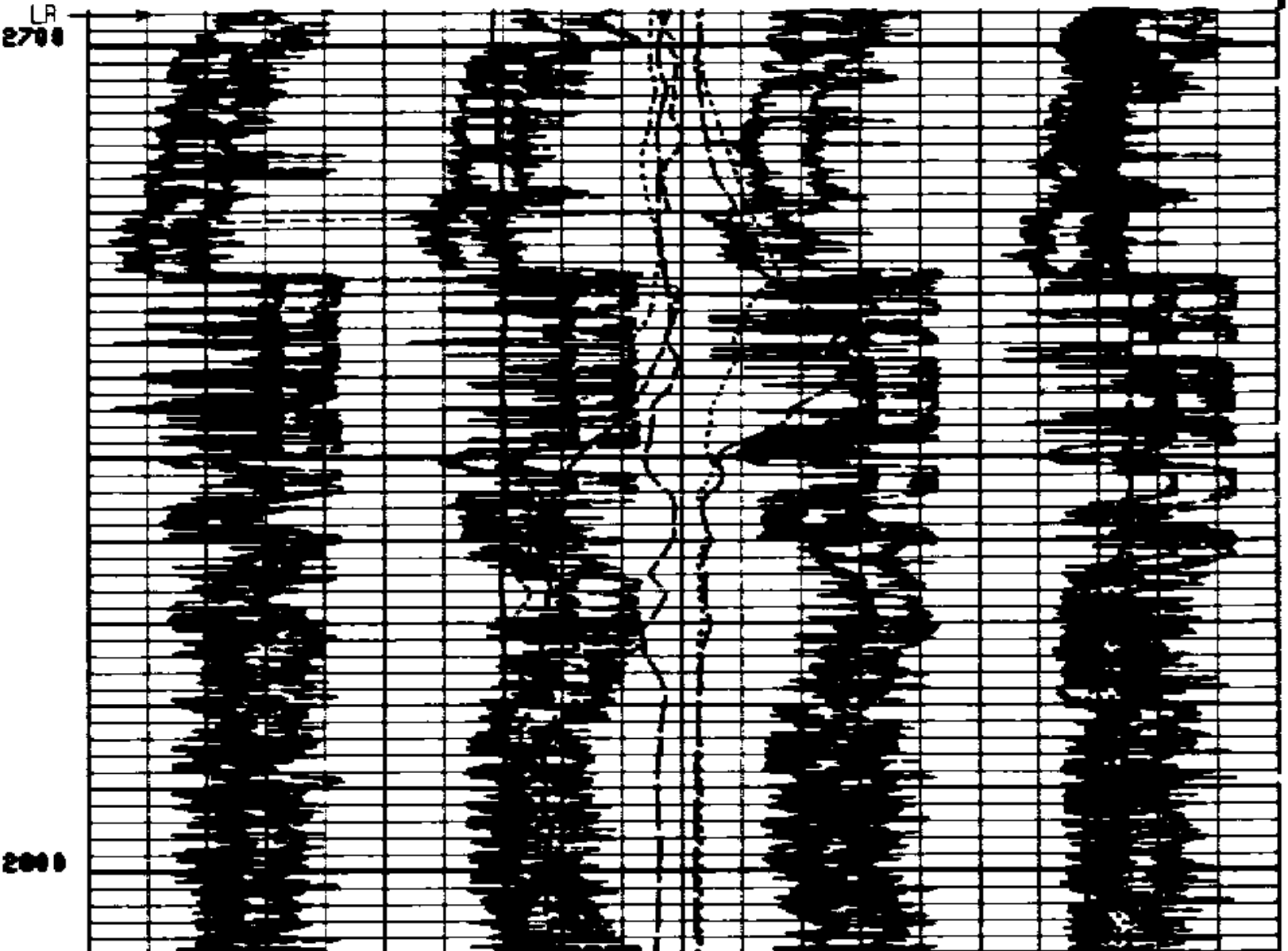











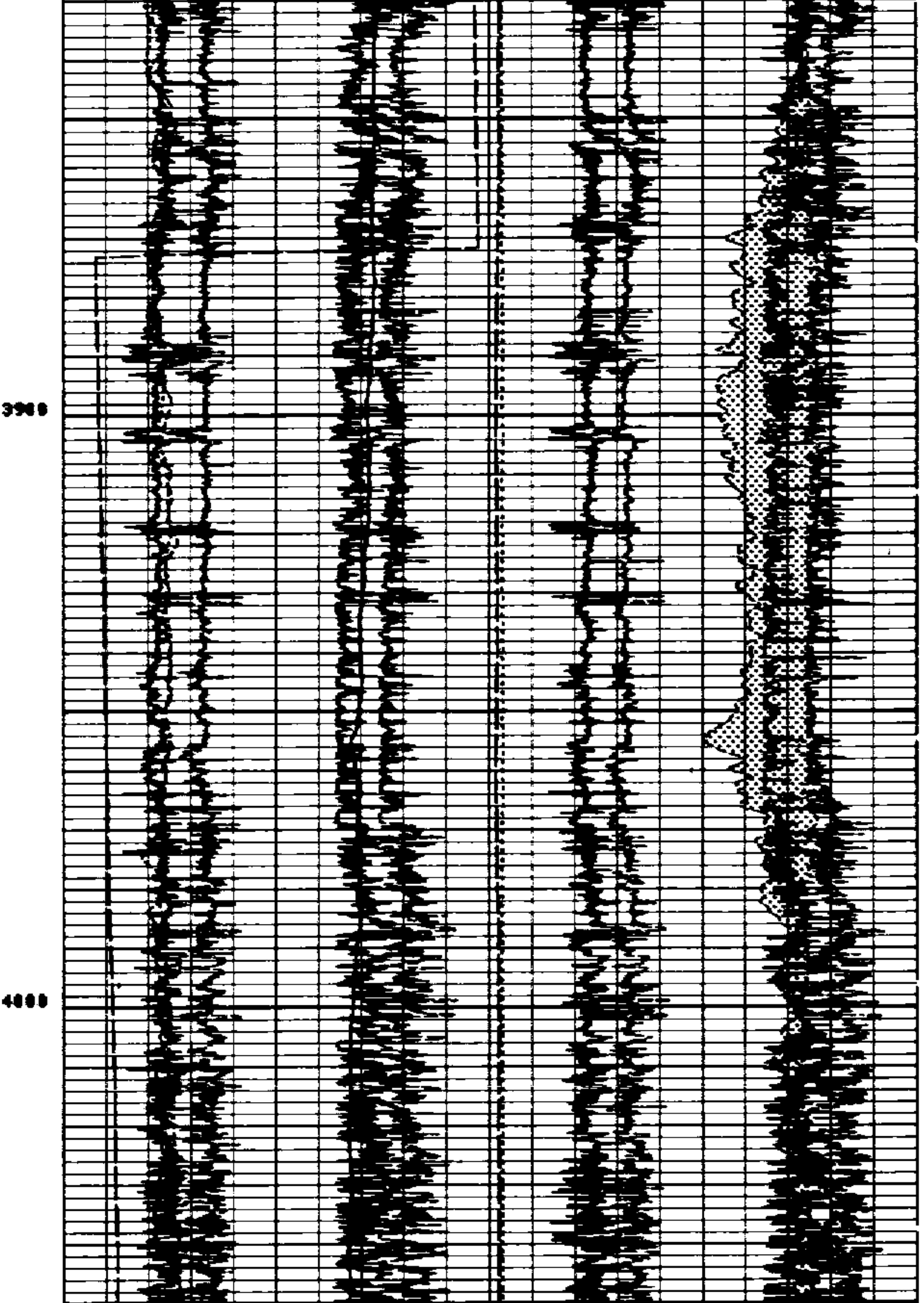

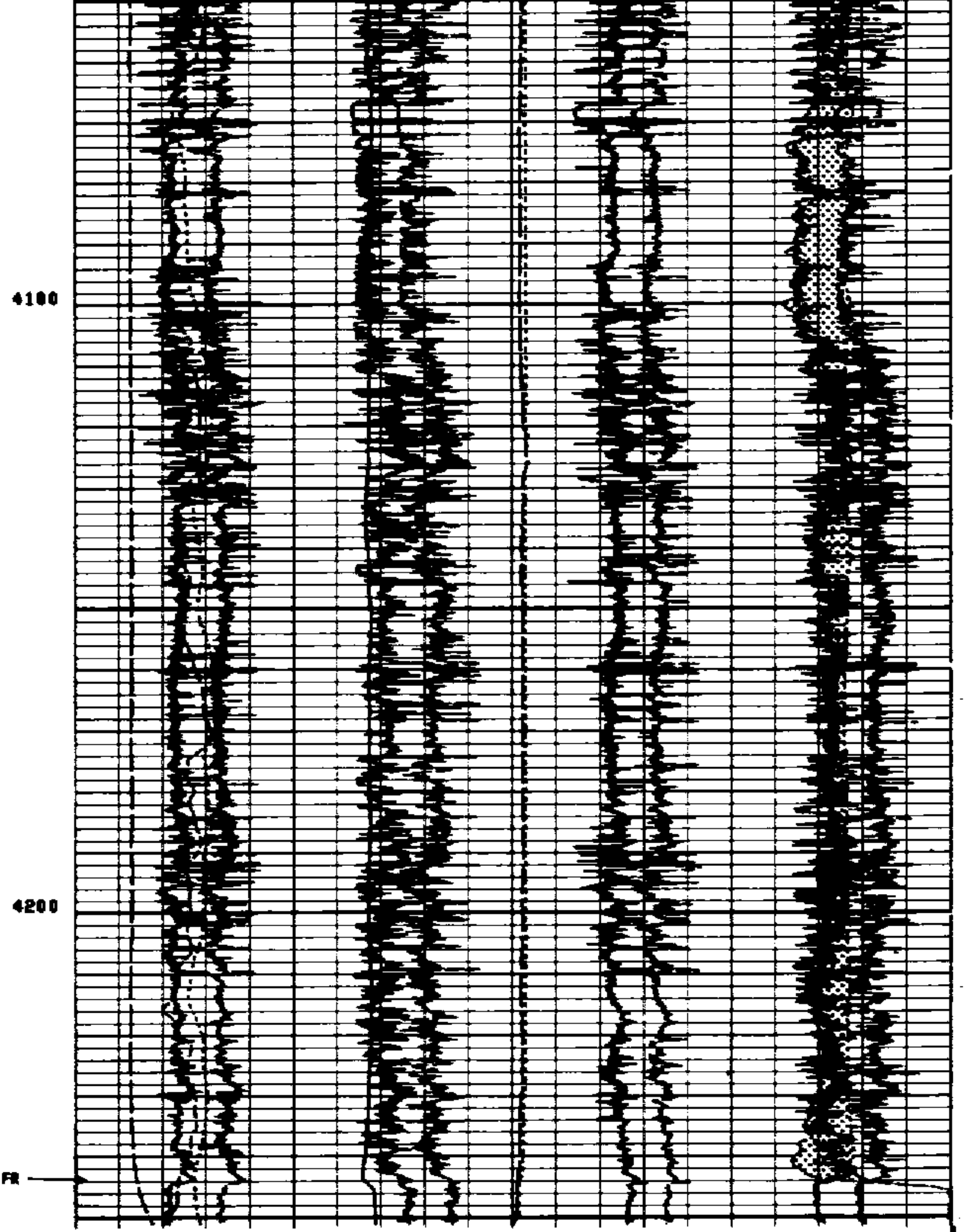

FILE 10 16-APR-85 18:51

```
DD1A                    DD2A                   EV  (V   )
-1000.        4000.0   -1000.        4000.0   0.0            50.000
DD1                     DD2                    EI  (AMPS)
0.0           5000.0   0.0           5000.0   0.0            10.000
         RB  (DEG )                             DD3A                   DD4A
-40.00                               360.00   -1000.        4000.0   -1000.      4000.0
         P1AZ(DEG )                             DD3                    DD4
-40.00                               360.00   0.0           5000.0   0.0         5000.0
         HAZI(DEG )                                      C1  (IN  )
-40.00                               360.00   24.000                             4.0000
         DEVI(DEG )                                      C2  (IN  )
0.0                                  40.000   24.000                             4.0000
```

SENSOR MEASURE POINT TO TOOL ZERO

TENS	0.0	FEET	SHDW	0.0	FEET
FY	0.0	FEET	FX	0.0	FEET
DCHV	0.0	FEET	FZ	0.0	FEET
ADCZ	0.0	FEET	ADCR	0.0	FEET
VMR	0.0	FEET	VPR	0.0	FEET
EI	0.0	FEET	EV	0.0	FEET
RAD1	0.0	FEET	ATEM	0.0	FEET
RAD3	0.0	FEET	RAD2	0.0	FEET
C1	0.0	FEET	RAD4	0.0	FEET
PP	0.0	FEET	C2	0.0	FEET
AY	0.0	FEET	AX	0.0	FEET
AZ	0.0	FEET			

PARAMETERS

NAME	VALUE	UNIT	NAME	VALUE	UNIT
FCDD	1.		SOFF	0.0	IN
MDEC	20.0000	DEG	VREF	-5.00000	V
DS	0.75000	IN	DHS	OPEN	

```
DD1A                    DD2A                   EV  (V   )
-1000.        4000.0   -1000.        4000.0   0.0            50.000
DD1                     DD2                    EI  (AMPS)
0.0           5000.0   0.0           5000.0   0.0            10.000
         RB  (DEG )                             DD3A                   DD4A
-40.00                               360.00   -1000.        4000.0   -1000.      4000.0
         P1AZ(DEG )                             DD3                    DD4
-40.00                               360.00   0.0           5000.0   0.0         5000.0
         HAZI(DEG )                                      C1  (IN  )
-40.00                               360.00   24.000                             4.0000
         DEVI(DEG )                                      C2  (IN  )
0.0                                  40.000   24.000                             4.0000
```

FILE 8 16-APR-85 18:44

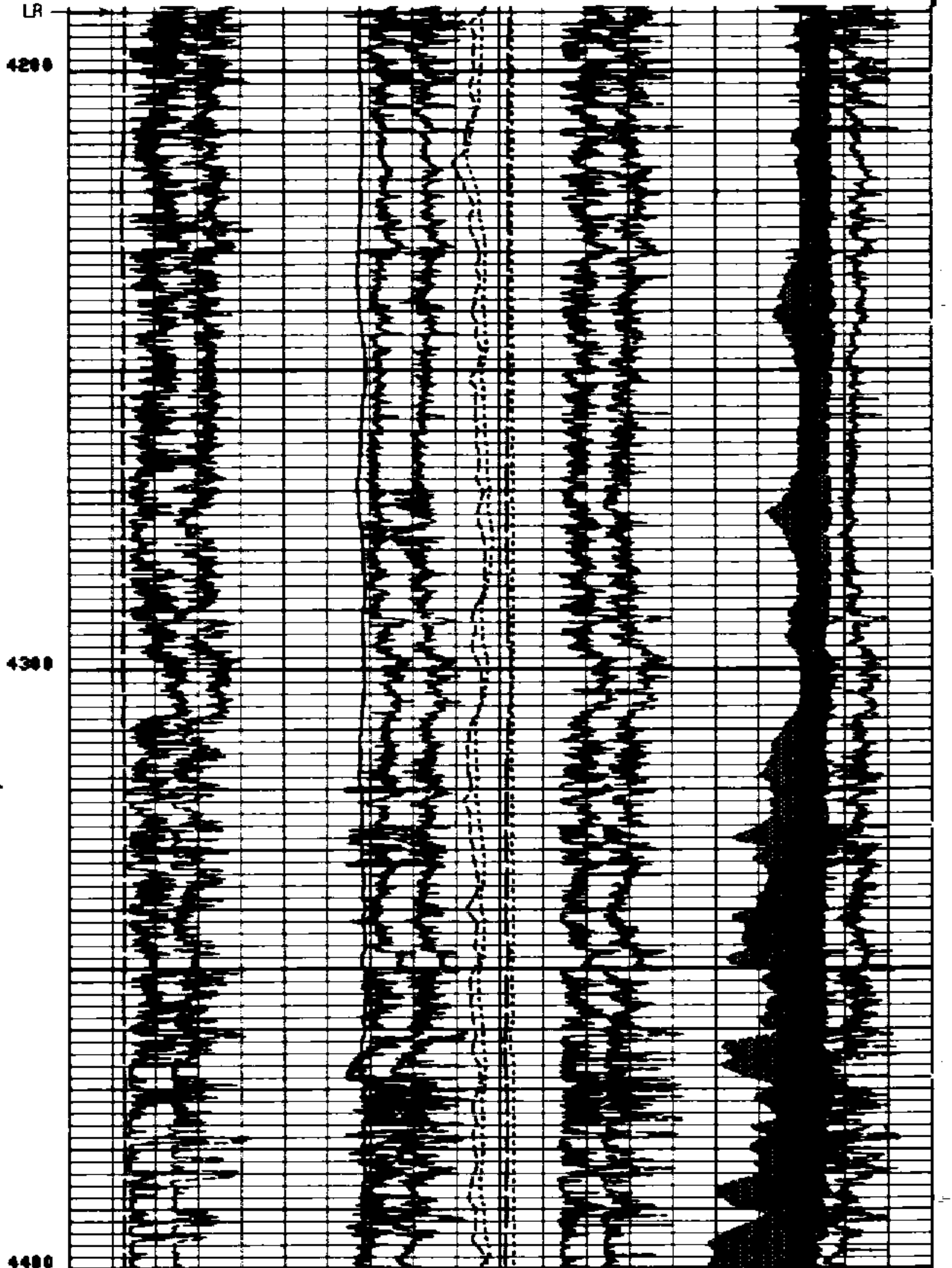

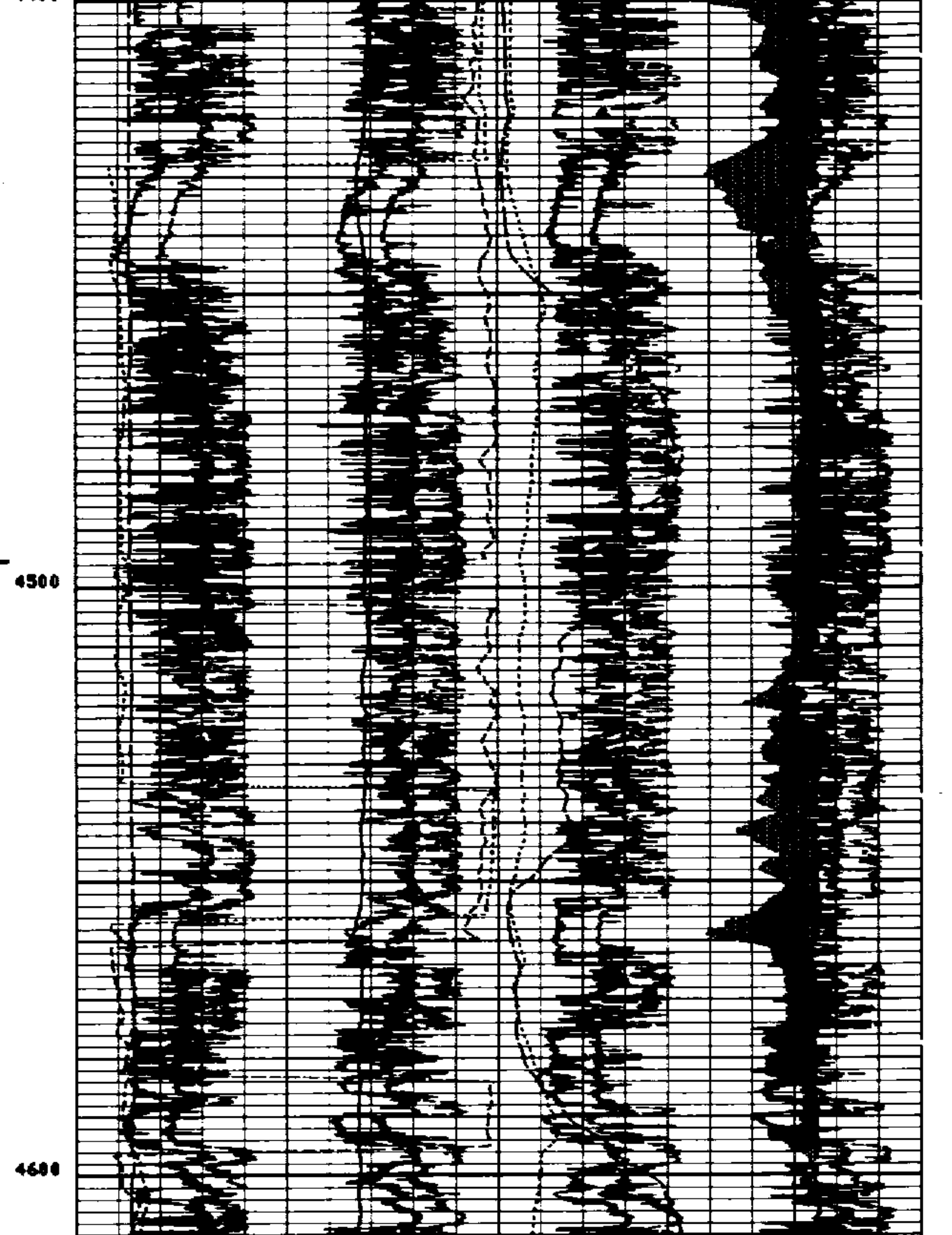

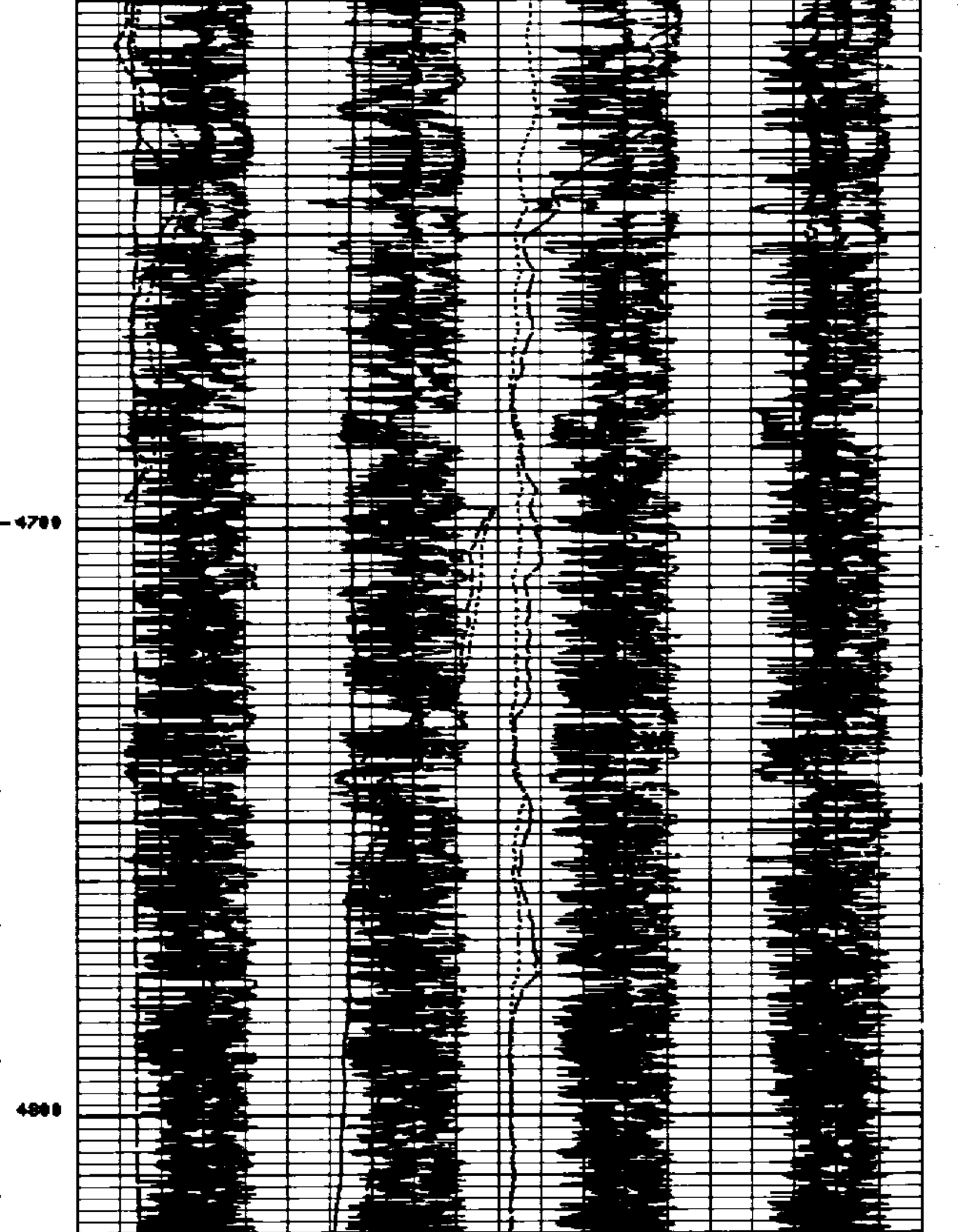

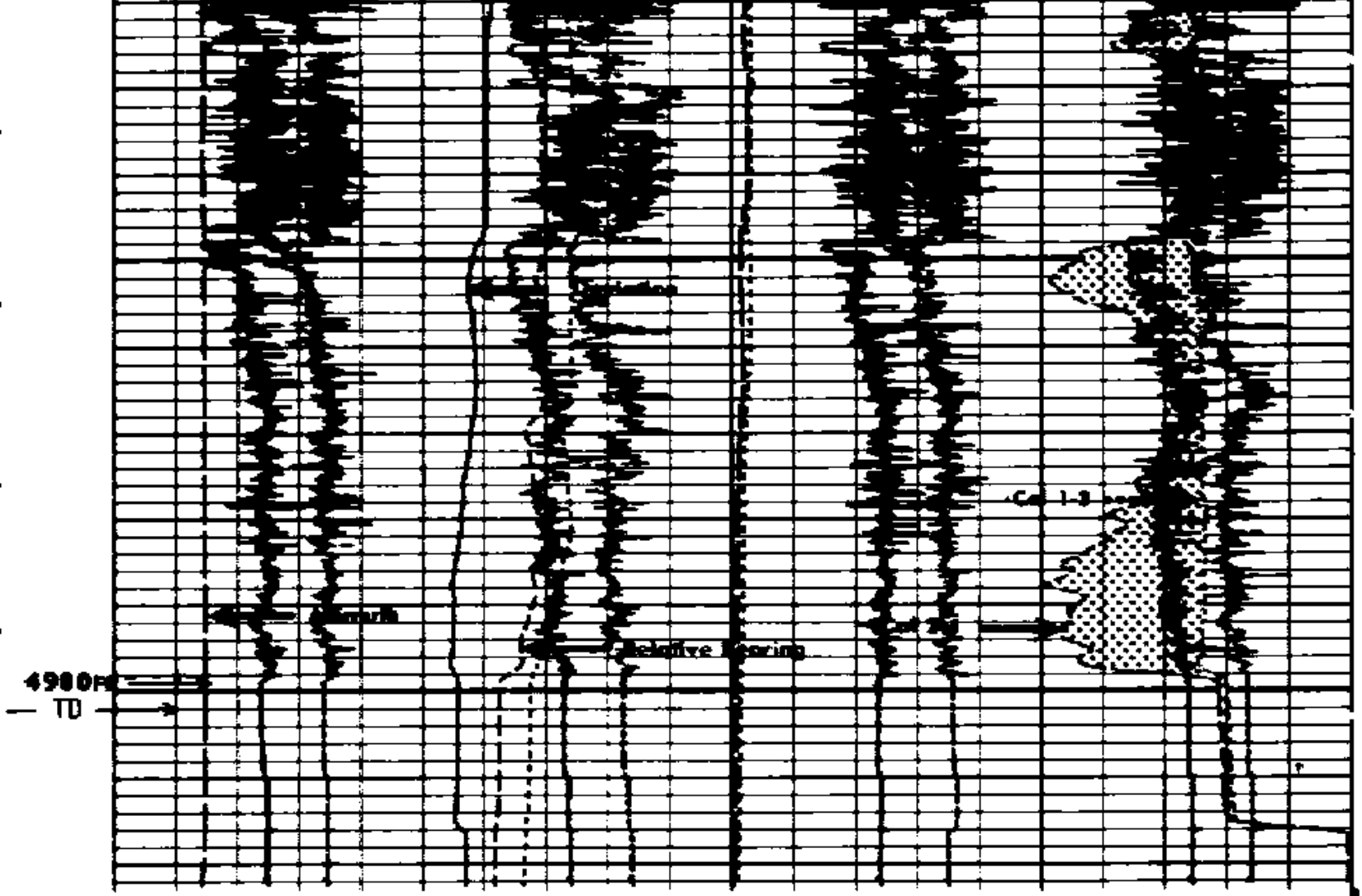

FILE 8 16-APR-85 18:25

DD1A -1000. 4000.0	DD2A -1000. 4000.0	EV (V) 0.0 50.000	
DD1 0.0 5000.0	DD2 0.0 5000.0	EI (AMPS) 0.0 10.000	
RB (DEG) -40.00 360.00		DD3A -1000. 4000.0	DD4A -1000. 4000.0
P1AZ(DEG) -40.00 360.00		DD3 0.0 5000.0	DD4 0.0 5000.0
HAZI(DEG) -40.00 360.00		C1 (IN) 24.000 4.0000	
DEVI(DEG) 0.0 40.000		C2 (IN) 24.000 4.0000	

SENSOR MEASURE POINT TO TOOL ZERO

TENS	0.0	FEET	SHDW	0.0	FEET
FY	0.0	FEET	FX	0.0	FEET
DCHV	0.0	FEET	FZ	0.0	FEET
ADCZ	0.0	FEET	ADCR	0.0	FEET
VMR	0.0	FEET	VPR	0.0	FEET
EI	0.0	FEET	EV	0.0	FEET
RAD1	0.0	FEET	ATEM	0.0	FEET
RAD3	0.0	FEET	RAD2	0.0	FEET
C1	0.0	FEET	RAD4	0.0	FEET
PP	0.0	FEET	C2	0.0	FEET
AY	0.0	FEET	AX	0.0	FEET
AZ	0.0	FEET			

PARAMETERS

NAME	VALUE	UNIT	NAME	VALUE	UNIT
FCDD	1.		SOFF	0.0	IN
MDEC	20.0000	DEG	VREF	-5.00000	V
DS	0.75000	IN	DHS	OPEN	

DB1A -1000. 4000.0
DB1 0.0 5000.0
DB2A -1000. 4000.0
DB2 0.0 5000.0
EV (V) 0.0 50.000
EI (AMPS) 0.0 10.000
RB (DEG) -40.00 360.00
P1AZ(DEG) -40.00 360.00
HAZI(DEG) -40.00 360.00
DEVI(DEG) 0.0 40.000
DB3A -1000. 4000.0
DB3 0.0 5000.0
DB4A -1000. 4000.0
DB4 0.0 5000.0
C1 (IN) 24.000 4.0000
C2 (IN) 24.000 4.0000

REPEAT SECTION

FILE 7 16-APR-85 18:22



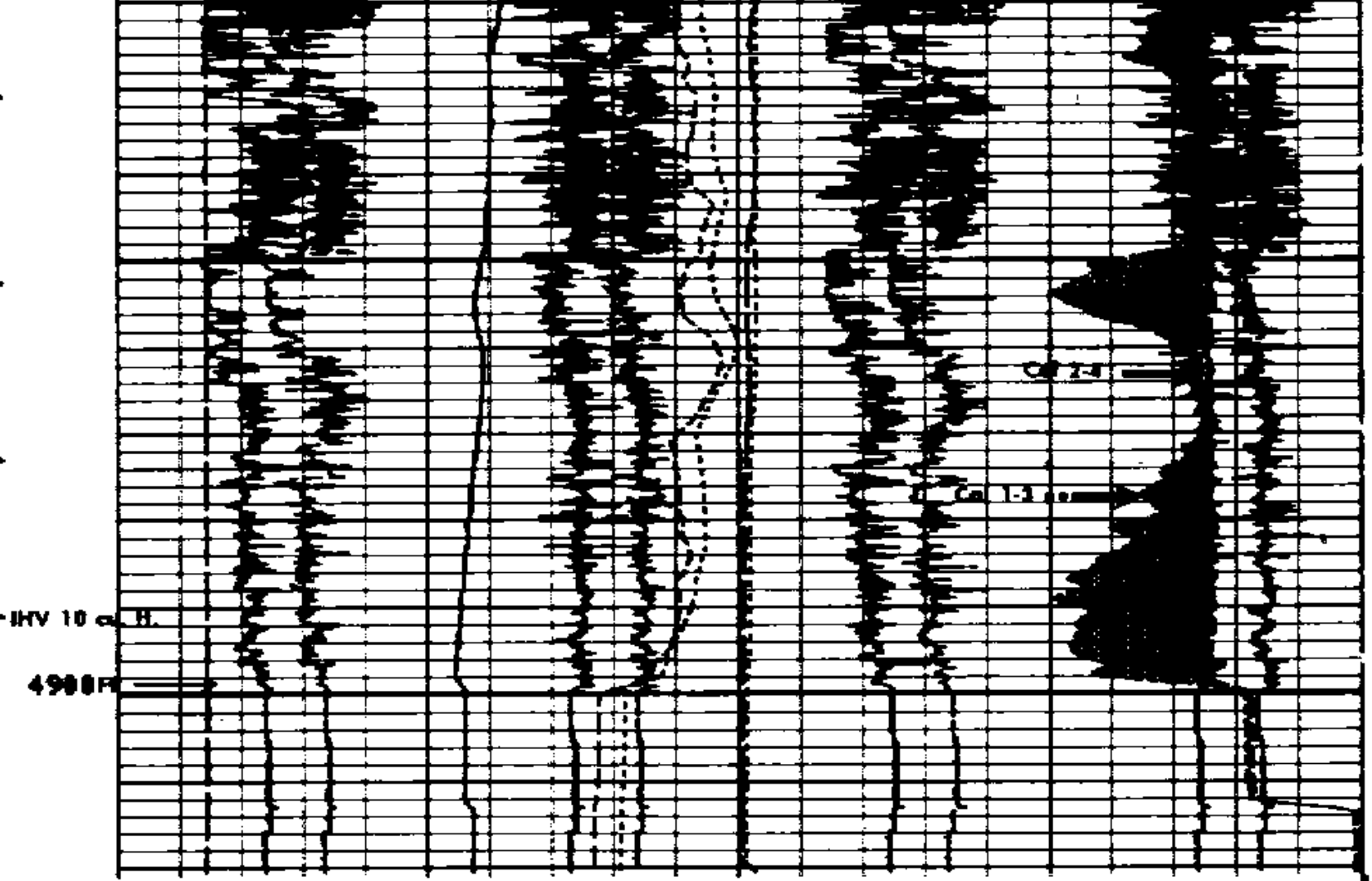

FILE 7 16-APR-85 18:15

DD1A	DD2A	EV (V)	
-1000. 4000.0	-1000. 4000.0	0.0 50.000	
DD1	DD2	EI (AMPS)	
0.0 5000.0	0.0 5000.0	0.0 10.000	
RB (DEG)		DD3A	DD4A
-40.00 360.00		-1000. 4000.0	-1000. 4000.0
P1AZ(DEG)		DD3	DD4
-40.00 360.00		0.0 5000.0	0.0 5000.0
HAZI(DEG)		C1 (IN)	
-40.00 360.00		24.000 4.0000	
DEVI(DEG)		C2 (IN)	
0.0 40.000		24.000 4.0000	

SENSOR MEASURE POINT TO TOOL ZERO

TENS	0.0	FEET	SHDW	0.0	FEET
FY	0.0	FEET	FX	0.0	FEET
DCHV	0.0	FEET	FZ	0.0	FEET
ADCZ	0.0	FEET	ADCR	0.0	FEET
VMR	0.0	FEET	VPR	0.0	FEET
EI	0.0	FEET	EV	0.0	FEET
RAD1	0.0	FEET	ATEM	0.0	FEET
RAD3	0.0	FEET	RAD2	0.0	FEET
C1	0.0	FEET	RAD4	0.0	FEET
PP	0.0	FEET	C2	0.0	FEET
AY	0.0	FEET	AX	0.0	FEET
AZ	0.0	FEET			

PARAMETERS

NAME	VALUE	UNIT	NAME	VALUE	UNIT
FCDD	1.		SOFF	0.0	IN
MDEC	20.0000	DEG	VREF	-5.00000	V
BS	8.75000	IN	BHS	OPEN	

DB1A -1000. 4000.0	DB2A -1000. 4000.0	EV (V) 0.0 50.000	
DB1 0.0 5000.0	DB2 0.0 5000.0	EI (AMPS) 0.0 10.000	
RB (DEG) -40.00 360.00		DB3A -1000. 4000.0	DB4A -1000. 4000.0
P1AZ(DEG) -40.00 360.00		DB3 0.0 5000.0	DB4 0.0 5000.0
HAZI(DEG) -40.00 360.00		C1 (IN) 24.000 4.0000	
DEVI(DEG) 0.0 40.000		C2 (IN) 24.000 4.0000	

TOOL CHECK IN CASING

FILE 6 16-APR-85 17:43

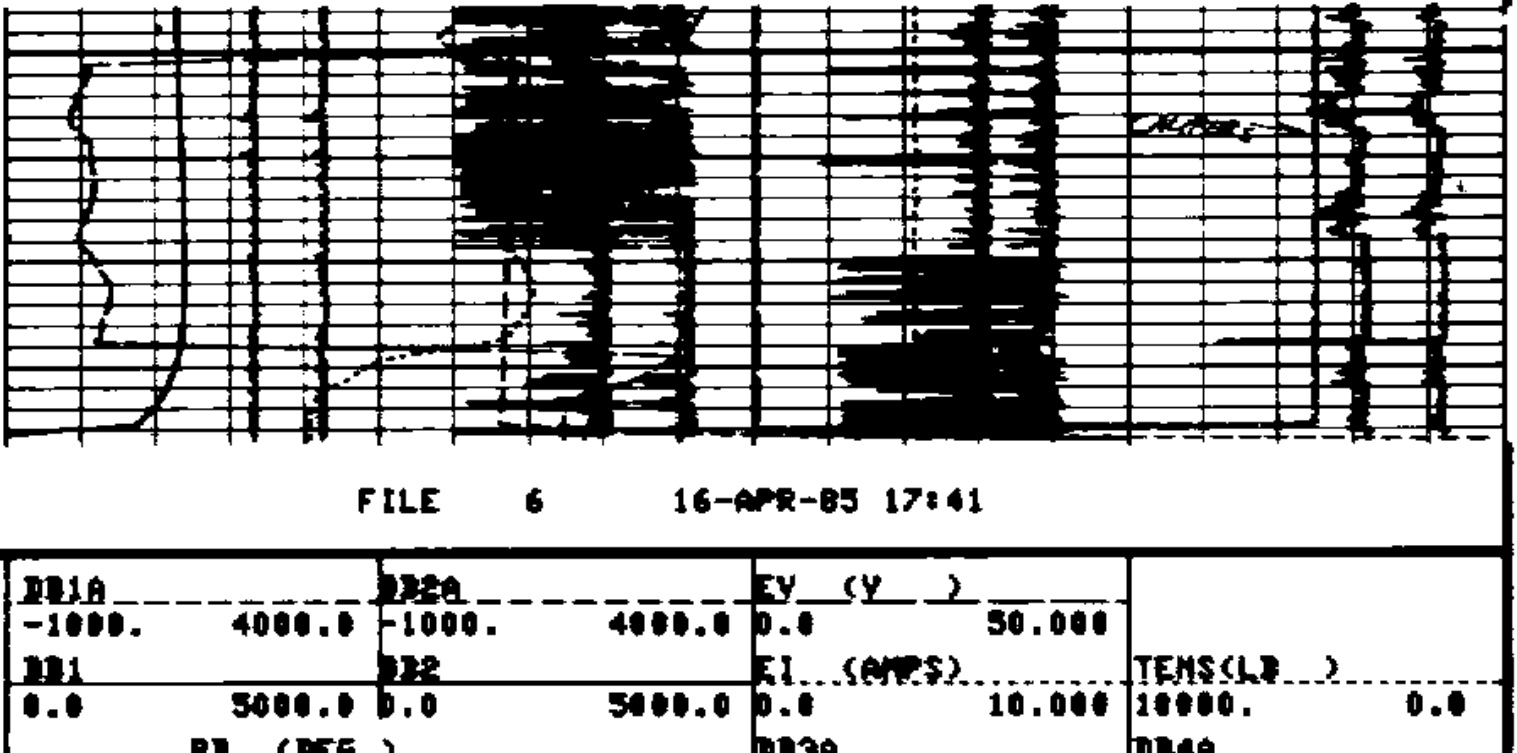

FILE 6 16-APR-85 17:41

DB1A -1000. 4000.0	DB2A -1000. 4000.0	EV (V) 0.0 50.000	
DB1 0.0 5000.0	DB2 0.0 5000.0	EI (AMPS) 0.0 10.000	TENS(LB) 10000. 0.0
RB (DEG) -40.00 360.00		DB3A -1000. 4000.0	DB4A -1000. 4000.0
P1AZ(DEG) -40.00 360.00		DB3 0.0 5000.0	DB4 0.0 5000.0
HAZI(DEG) -40.00 360.00		C1 (IN) 24.000 4.0000	
DEVI(DEG) 0.0 40.000		C2 (IN) 24.000 4.0000	

SENSOR MEASURE POINT TO TOOL ZERO

```
TENS   0.0   FEET                          SHDW   0.0   FEET
FY     0.0   FEET                          FX     0.0   FEET
DCHV   0.0   FEET                          FZ     0.0   FEET
ADCZ   0.0   FEET                          ADCR   0.0   FEET
VMR    0.0   FEET                          VPR    0.0   FEET
EI     0.0   FEET                          EV     0.0   FEET
RAD1   0.0   FEET                          ATEM   0.0   FEET
RAD3   0.0   FEET                          RAD2   0.0   FEET
C1     0.0   FEET                          RAD4   0.0   FEET
PP     0.0   FEET                          C2     0.0   FEET
AY     0.0   FEET                          AX     0.0   FEET
AZ     0.0   FEET
```

PARAMETERS

```
NAME  VALUE      UNIT                      NAME  VALUE      UNIT

FCDD 1.                                    SOFF 0.0         IN
MDEC 20.0000     DEG                       VREF -5.00000    V
BS   8.75000     IN                        DHS  OPEN
```

```
DB1A                  DB2A                  EV   (V   )
-1000.         4000.0 -1000.         4000.0 0.0            50.000
DB1                   DB2                   EI   (AMPS)
0.0            5000.0 0.0            5000.0 0.0            10.000
         RB   (DEG )                        DB3A                  DB4A
-40.00                               360.00 -1000.         4000.0 -1000.         4000.0
         P1AZ(DEG )                         DB3                   DB4
-40.00                               360.00 0.0            5000.0 0.0            5000.0
         HAZI(DEG )                                   C1   (IN  )
-40.00                               360.00 24.000                               4.0000
         DEVI(DEG )                                   C2   (IN  )
0.0                                  40.000 24.000                               4.0000
```

TOOL CHECK

FILE 4 15-APR-85 14:57

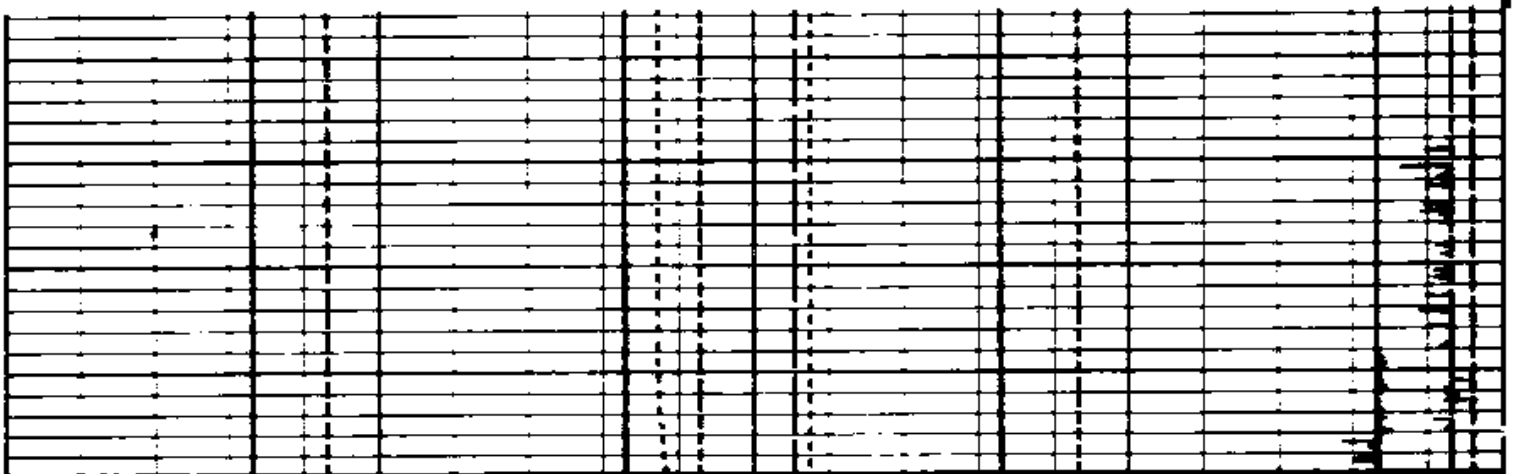

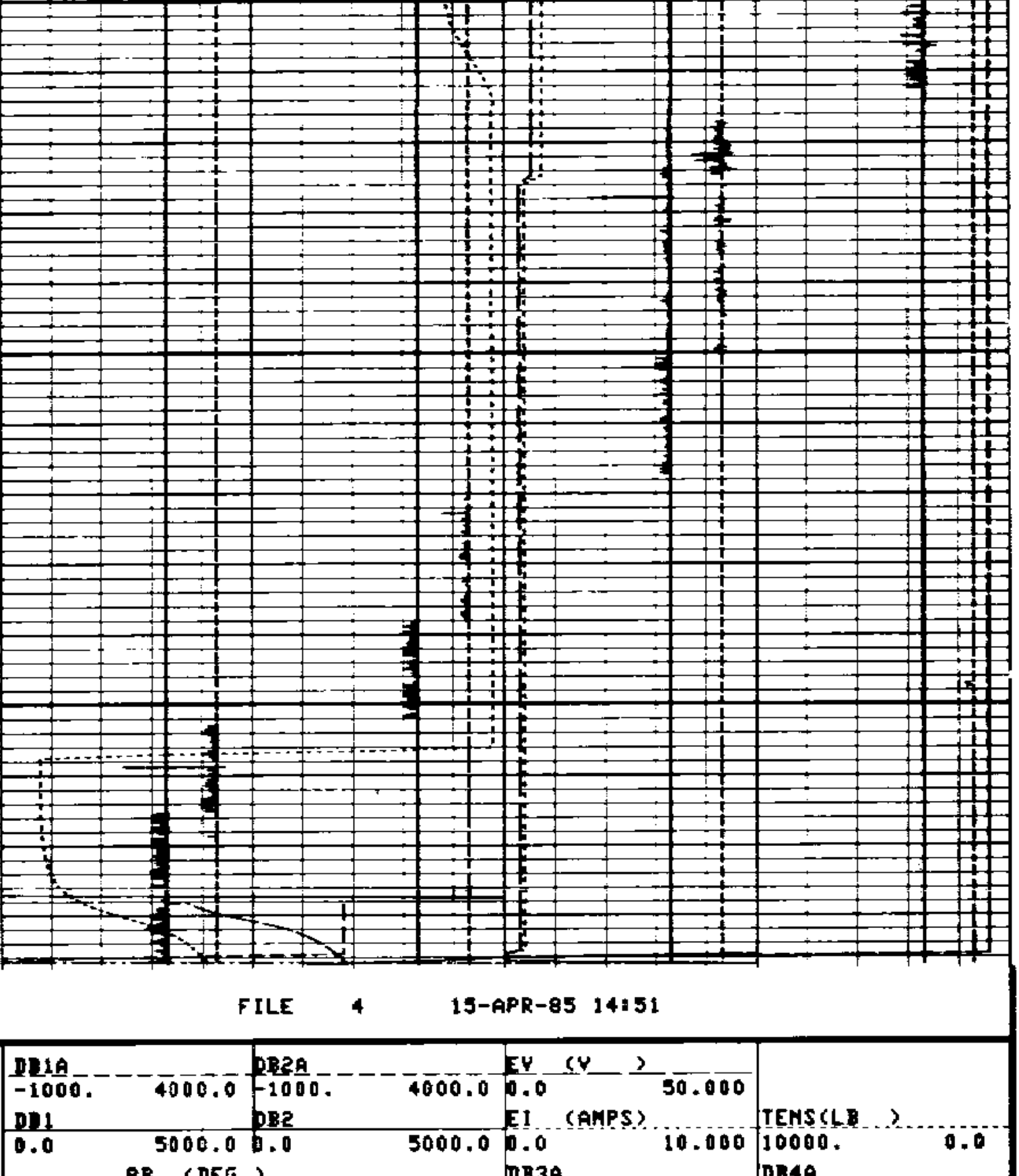

FILE 4 15-APR-85 14:51

DB1A -1000. 4000.0	DB2A -1000. 4000.0	EV (V) 0.0 50.000	
DB1 0.0 5000.0	DB2 0.0 5000.0	EI (AMPS) 0.0 10.000	TENS(LB) 10000. 0.0
RB (DEG) -40.00 360.00		DB3A -1000. 4000.0	DB4A -1000. 4000.0
P1AZ(DEG) -40.00 360.00		DB3 0.0 5000.0	DB4 0.0 5000.0
HAZI(DEG) -40.00 360.00		C1 (IN) 24.000 4.0000	
DEVI(DEG) 0.0 40.000		C2 (IN) 24.000 4.0000	

```
                    SENSOR MEASURE POINT TO TOOL ZERO

        TENS  0.0  FEET                      SHDW  0.0  FEET
        FY    0.0  FEET                      FX    0.0  FEET
        DCHV  0.0  FEET                      FZ    0.0  FEET
        ADCZ  0.0  FEET                      ADCR  0.0  FEET
        VMR   0.0  FEET                      VPR   0.0  FEET
        EI    0.0  FEET                      EV    0.0  FEET
        RAD1  0.0  FEET                      ATEM  0.0  FEET
        RAD3  0.0  FEET                      RAD2  0.0  FEET
        C1    0.0  FEET                      RAD4  0.0  FEET
        PP    0.0  FEET                      C2    0.0  FEET
        AY    0.0  FEET                      AX    0.0  FEET
        AZ    0.0  FEET
```

```
                              PARAMETERS

        NAME  VALUE    UNIT                  NAME  VALUE     UNIT

        FCDD 1.                              SOFF 0.0        IN
        MDEC 20.0000   DEG                   VREF -5.00000   V
        BS   8.75000   IN                    BHS  OPEN
```

```
               BEFORE SURVEY CALIBRATION SUMMARY


    PERFORMED:     85/04/15
    PROGRAM FILE: SHDT   (VERSION    26.2B   83/11/17)


  SHDT                  CALIPER CALIBRATION SUMMARY

              MEASURED                      CALIBRATED
            SMALL   LARGE              SMALL      LARGE      UNITS
     C1      7.5    11.9                8.0       12.0        IN
     C2      7.6    12.0                8.0       12.0        IN

                      FILE    3      15-APR-85 14:50
```