Scanned

Welex

DIP LOG

COMPANY
WELL
FIELD
County
State

COMPANY AMERICAN QUASAR PETROLEUM CO.
WELL BENSON TIMBER 8-14
FIELD MIST
COUNTY COLUMBIA STATE OREGON
Location 1045.58' FWL & 299.74' FSL SW¼ SW¼
Other Services DIGL CAVL CDNL
Sec. 8 Twp. 6N Rge. 4W

RECEIVED-PTLD
FEB 24 1982
DEPT OF GEOLO

Permanent Datum G.L. Elev. 996.5'
Log Measured From K.B. OR 10.4' Ft. Above Perm. Datum
Drilling Measured From K.B.
Elev.: K.B. 1006.9'
D.F.
G.L. 996.5'

Date	11-26-81			
Run No.	ONE			
Depth—Driller	2196			
Depth—Welex	2188			
Btm. Log Inter.	2187			
Top Log Inter.	460			
Casing—Driller	7" @ 466'	@	@	@
Casing—Welex	460			
Bit Size	6¼"			
Type Fluid in Hole	GEL/LIGNITE/ LIGNOSULFATE			
Dens. | Visc.	9.0 | 50	|	|	|
pH | Fluid Loss	9.0 | 6.8 ml	| ml	| ml	| ml
Source of Sample	CIRCULATED			
R_m @ Meas. Temp.	2.4 @ 55 °F	@ °F	@ °F	@ °F
R_{mf} @ Meas. Temp.	2.9 @ 60 °F	@ °F	@ °F	@ °F
R_{mc} @ Meas. Temp.	1.91 @ 63 °F	@ °F	@ °F	@ °F
Source R_{mf} R_{mc}	M | M	|	|	|
R_m @ BHT	1.39 @ 95 °F	@ °F	@ °F	@ °F
Time Since Circ.	ONE HOUR			
Max. Rec. Temp.	95°F @ 2190	°F @	°F @	°F @
Equip. | Location	8890 | WDLD	|	|	|
Recorded By	J. PARMELEE			
Witnessed By	Mr. MANN			

Fold Here

Service Ticket No Remarks

Change in Mud Type or Additional Samples

Date | Sample No.	|	|
Depth—Driller		
Type Fluid in Hole		
Dens. | Visc.	|	|
ph | Fluid Loss	| ml	|
Source of Sample		
R_m @ Meas. Temp.	@ °F	@ °F
R_{mf} @ Meas. Temp.	@ °F	@ °F
R_{mc} @ Meas. Temp.	@ °F	@ °F
Source: R_{mf} | R_{mc}	|	|
R_m @ BHT	1.39 @ 95 °F	@ °F
R_{mf} BHT	1.83 @ 95 °F	@ °F
R_{mc} BHT	1.27 @ 95 °F	@ °F

SCALE CHANGES

Type Log	Depth	Scale Up Hole	Scale Down Hole

EQUIPMENT DATA

Run No.	Tool Type and No.	Pad Type	Tool Position	Other
ONE	TRANSDUCER 90121			
	INSTRUMENT 90128			
	MANDREL 90126			

Welex does not guarantee the accuracy of any interpretation of log data, conversion of log data to physical rock parameters, or recommendations which may be given by Welex personnel or which may appear on the log or in any other form. Any user of such data, interpretations, conversions, or recommendations agrees that Welex is not responsible, except where due to gross negligence or willful misconduct, for any loss, damages, or expenses resulting from the use thereof.

106	0°
191	3°45'
252	6°45'
313	9°45'
485	15°
571	15°45'
663	16°15'
695	16°15'
883	15°30'
1068	15°30'
1315	14°45'
1532	15°15'
1843	15°15'
2188	16°15'
2196	16°15'

ROLL NO.	INTERVAL

MAGNETIC DECLINATION

AZIMUTH ARM #1
FROM MAGNETIC NORTH

0° 120° 240° 360°
N E S W N

DRIFT AZIMUTH

0° 120° 240° 360°

DRIFT ANGLE

0°

NO. 1

NO. 2

NO. 3

NO. 4

1-3 CALIPER
16 **2-4 CALIPER** 6
DIAMETER OF HOLE IN INCHES

ORIENTATION

RESISTIVITY →
CORRELATION CURVES

CALIPER

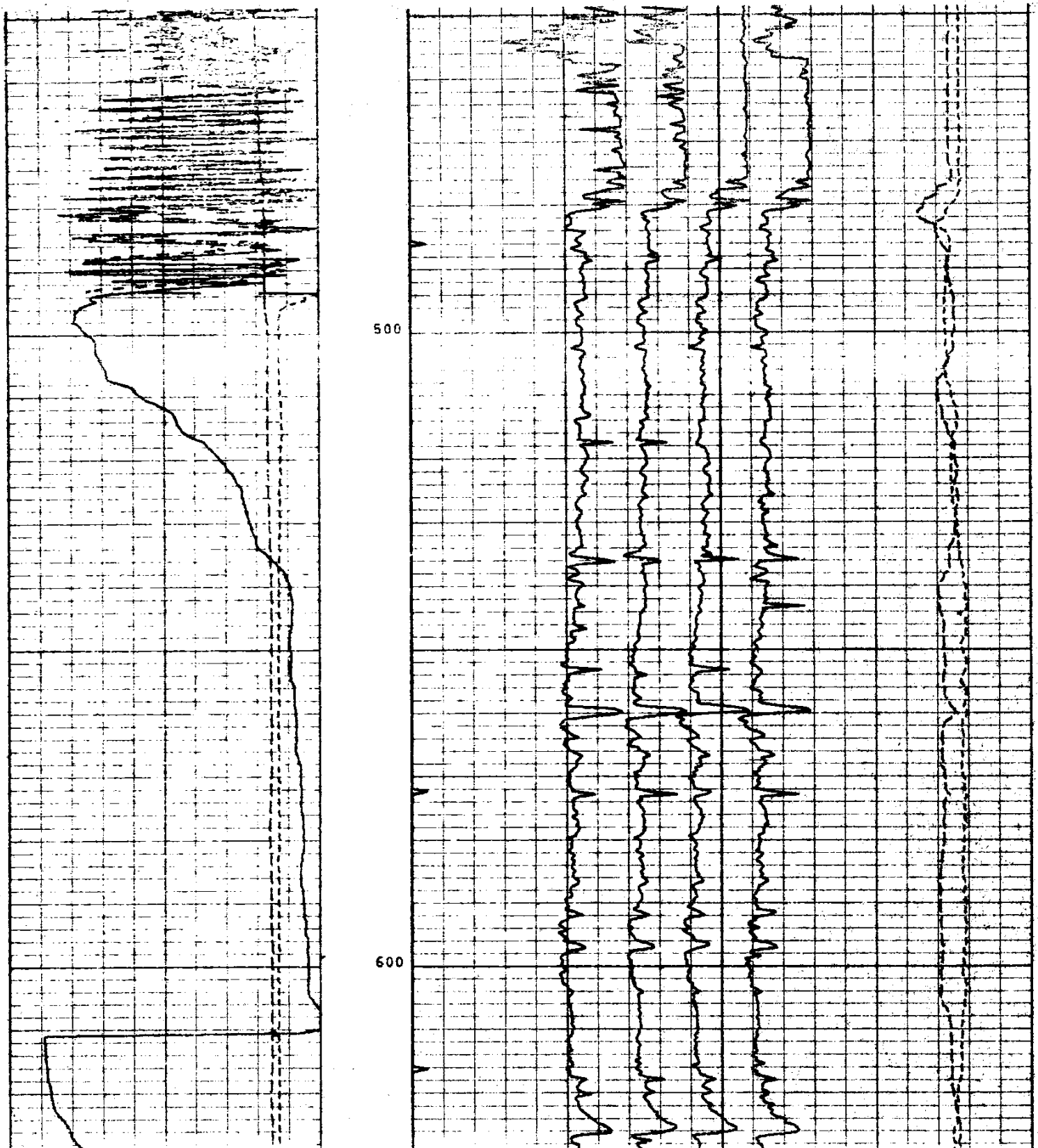

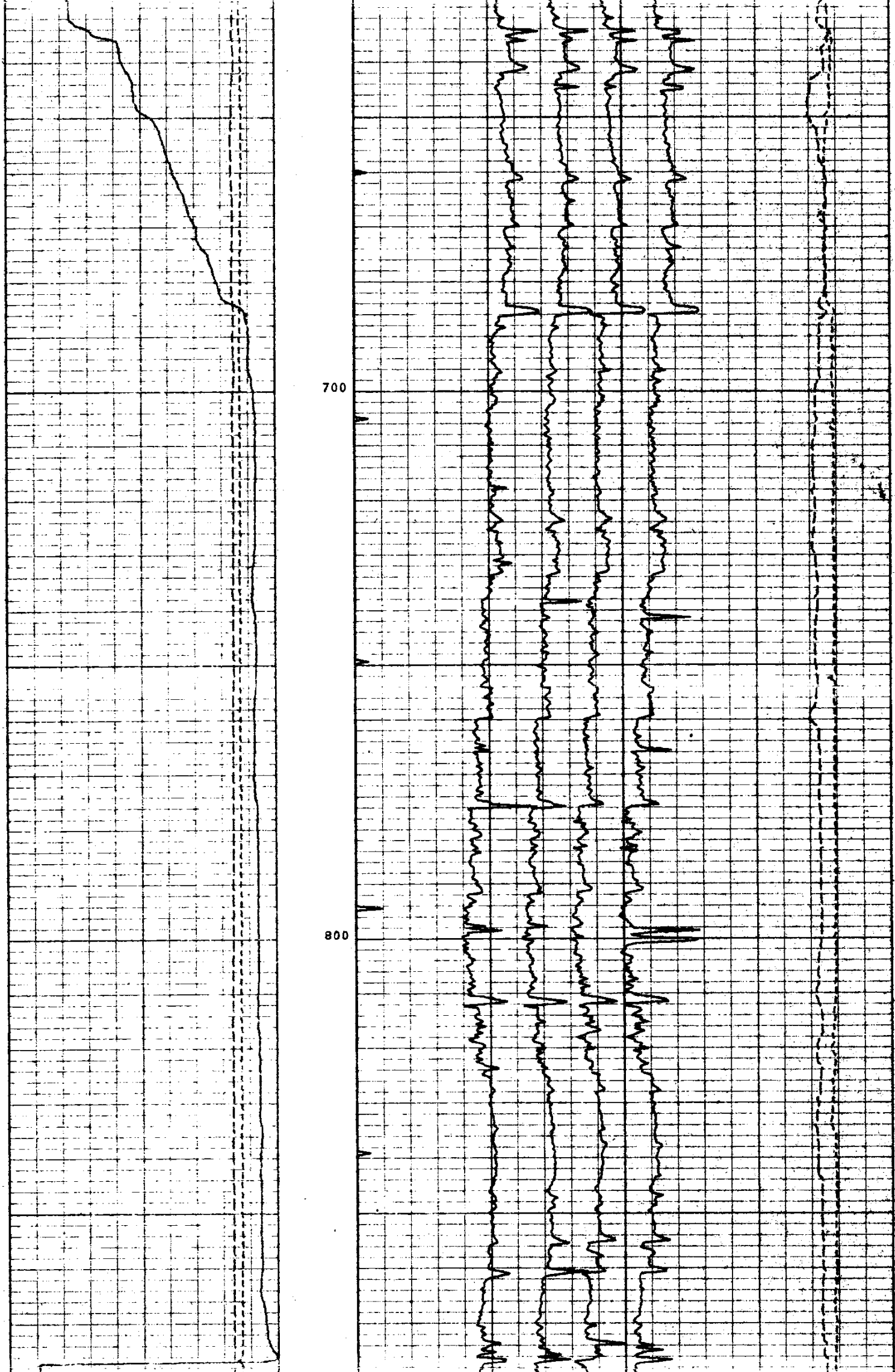

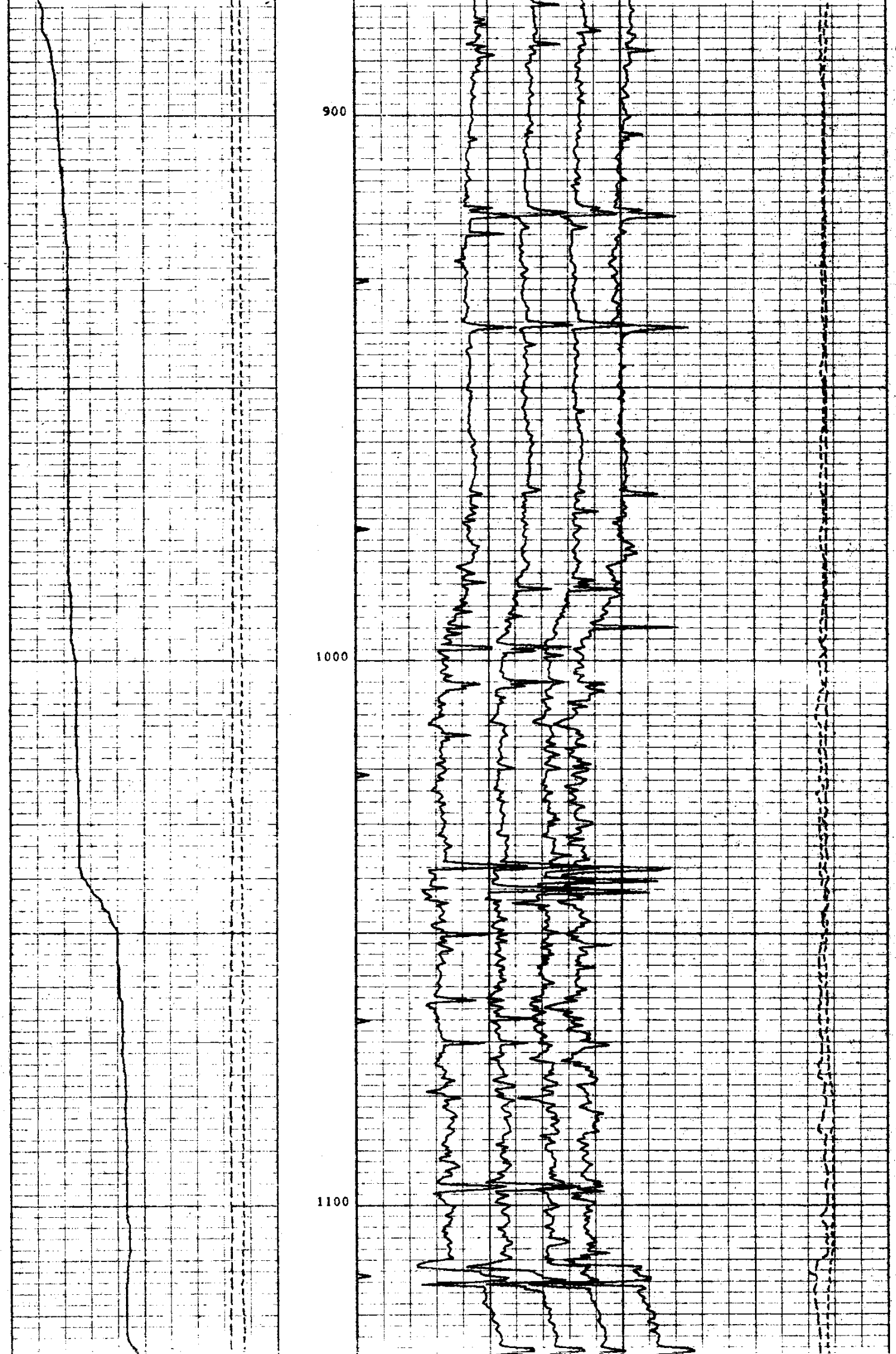

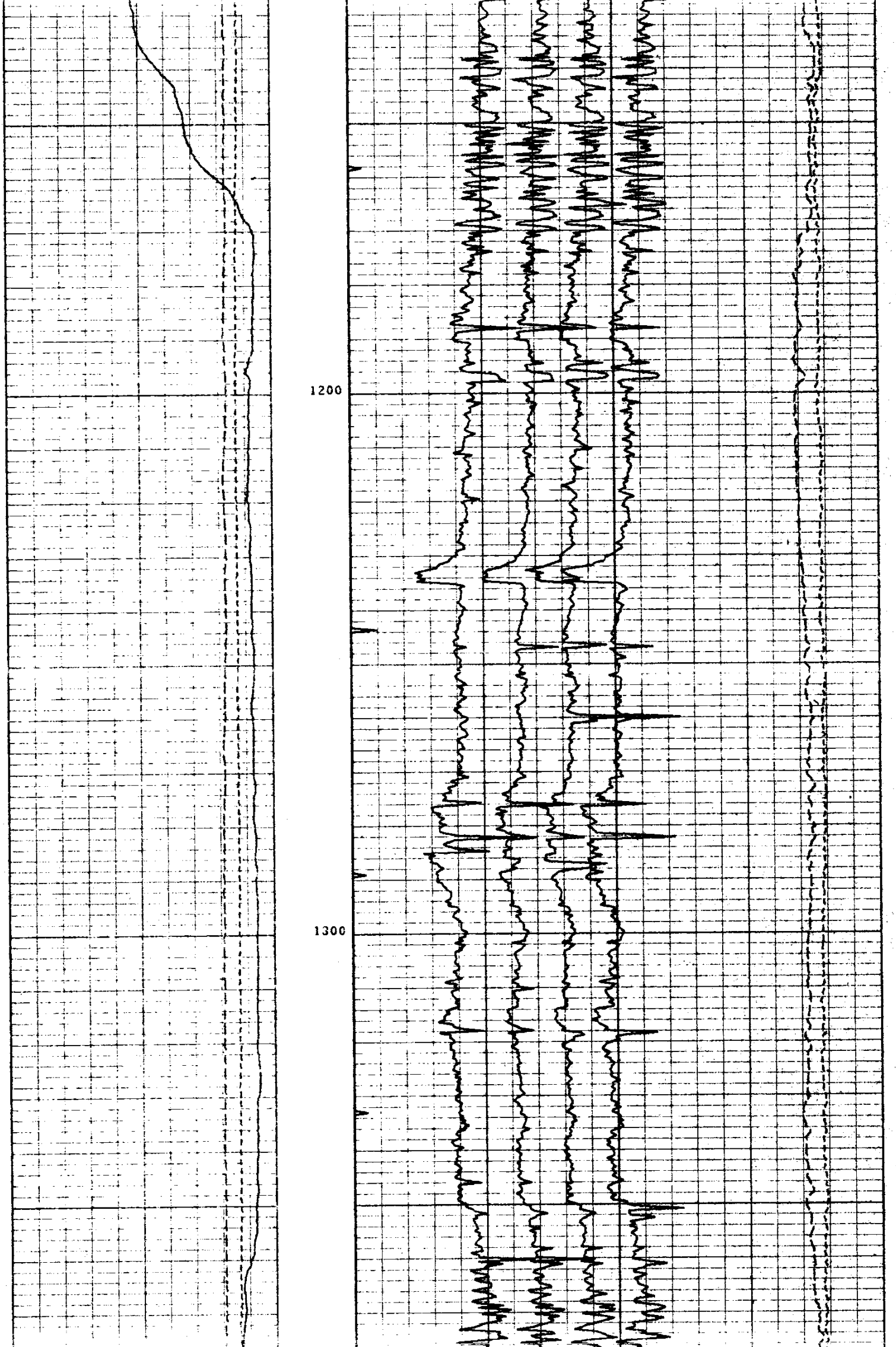

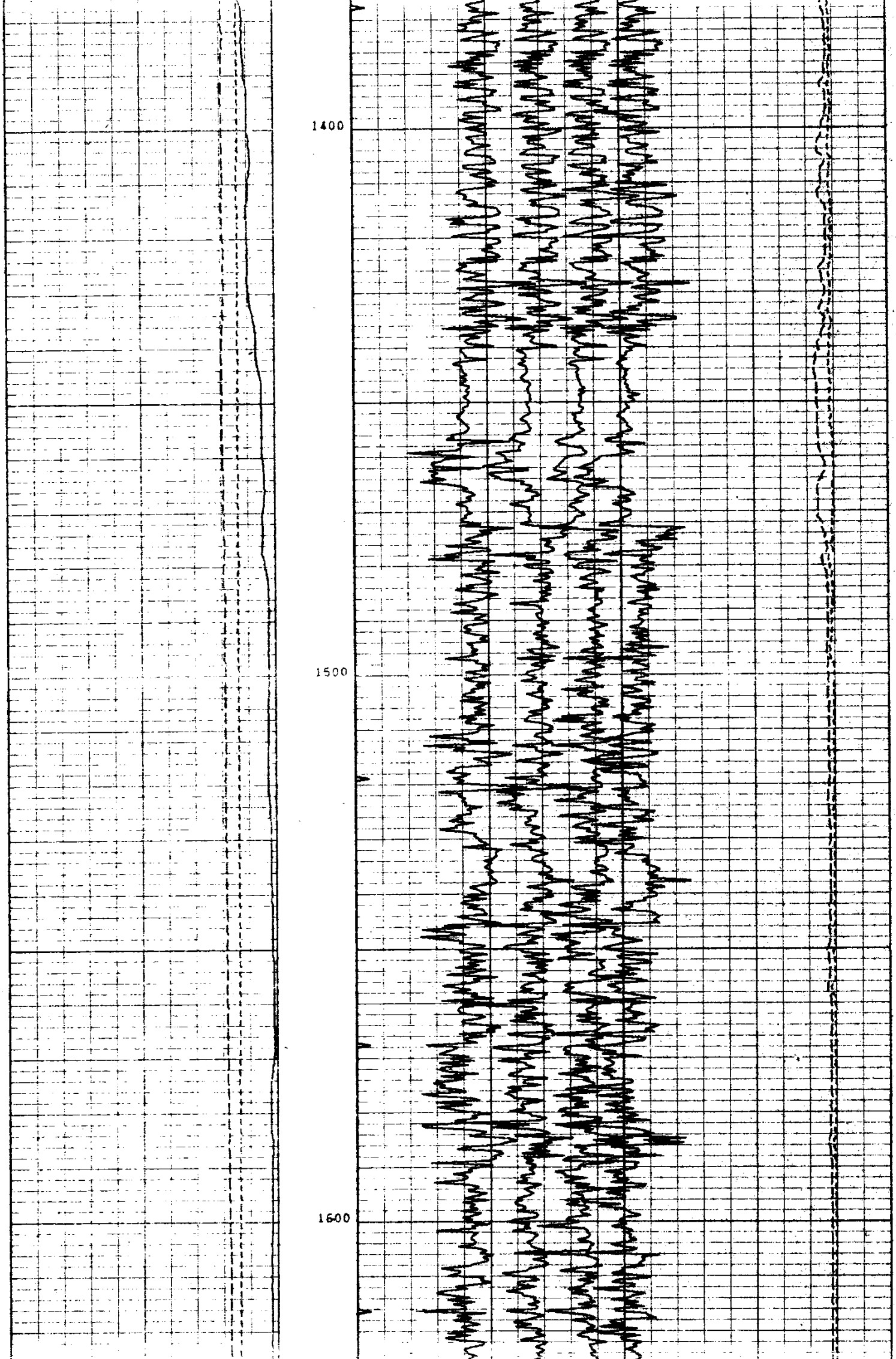

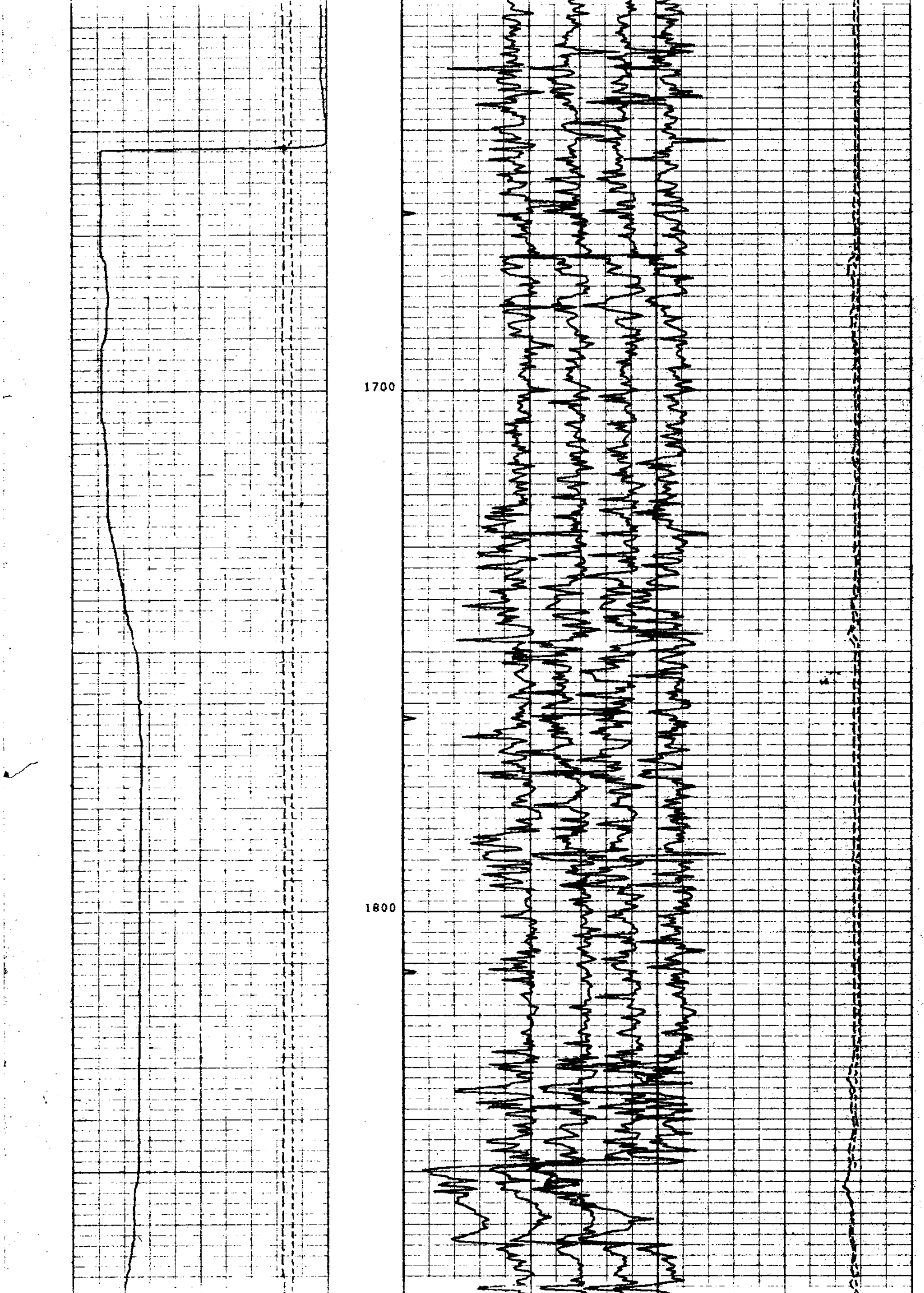

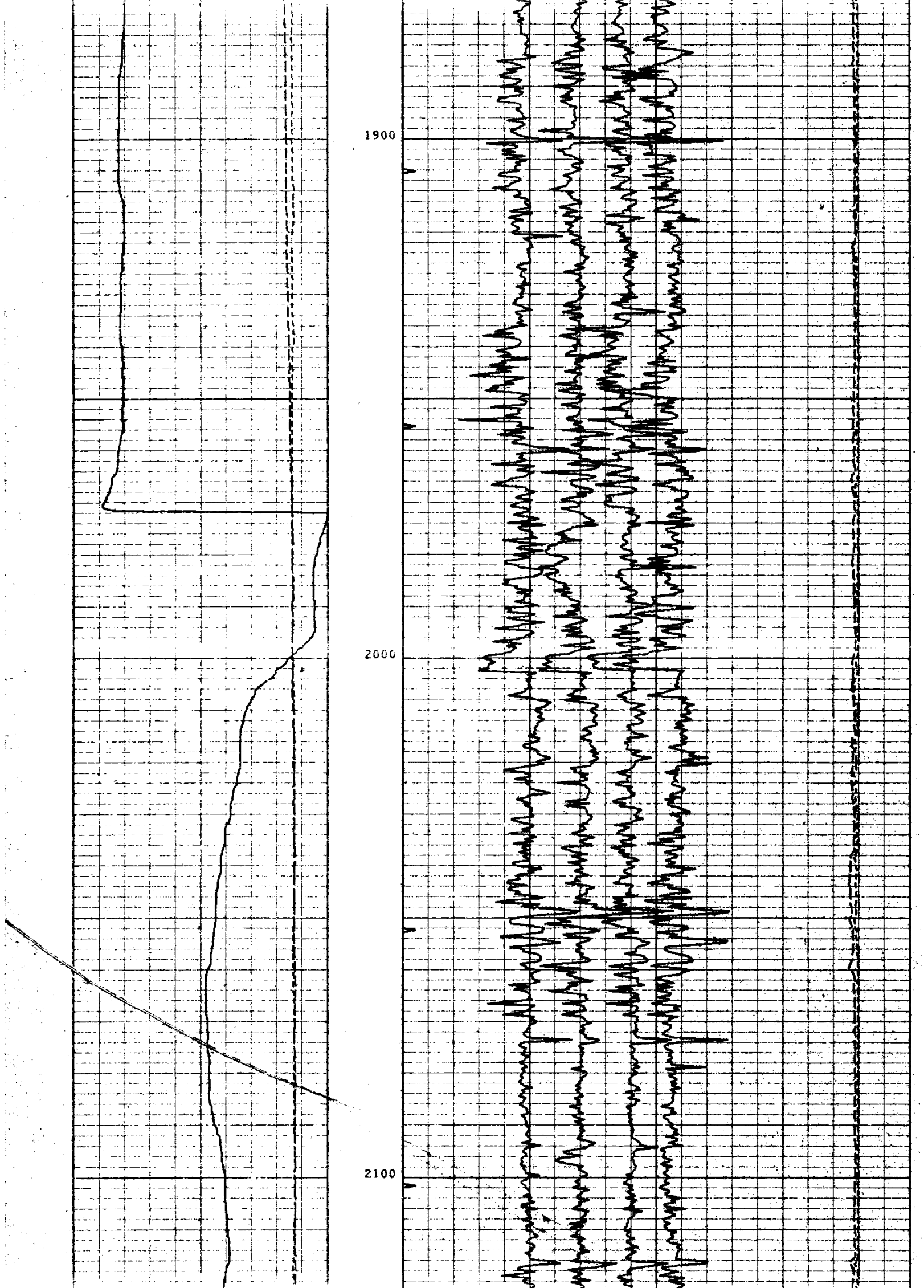

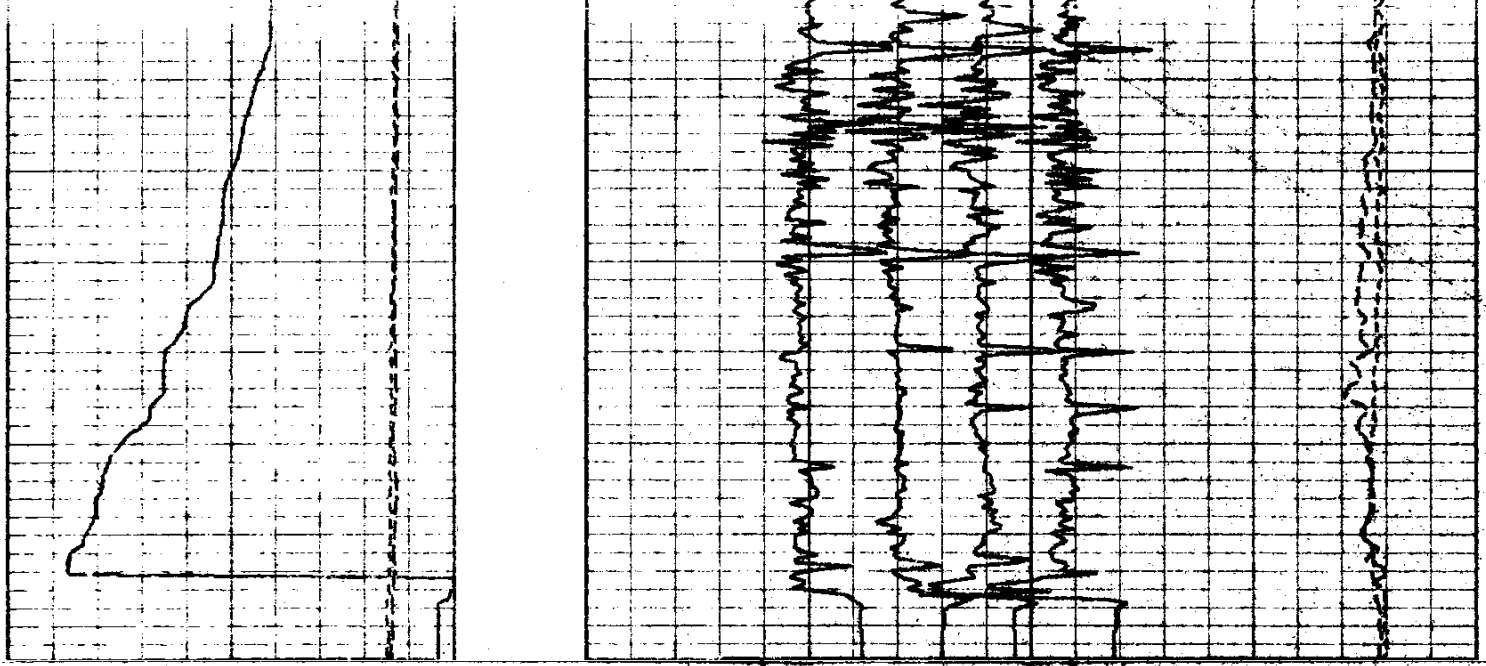

REPEAT SECTION

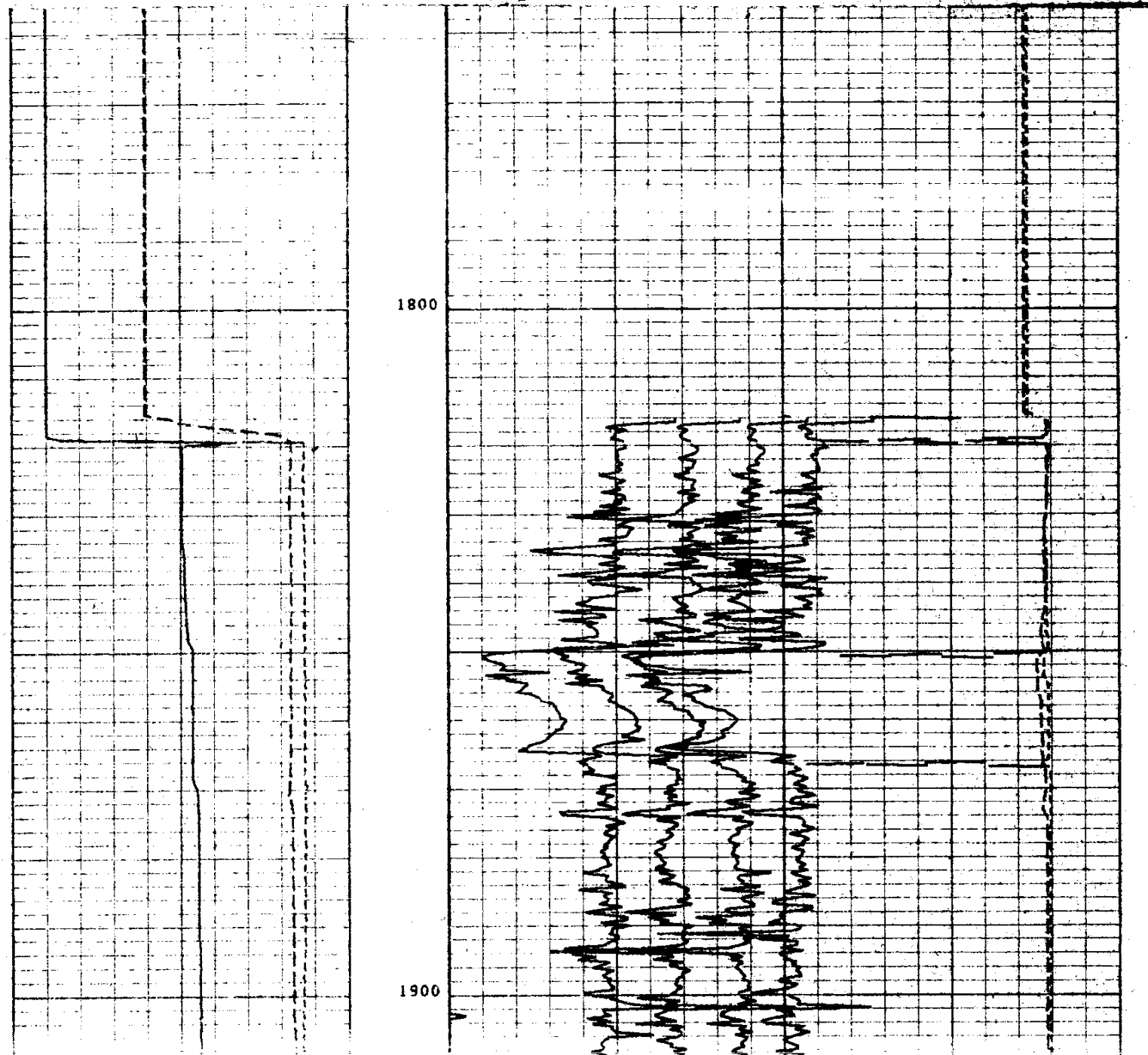

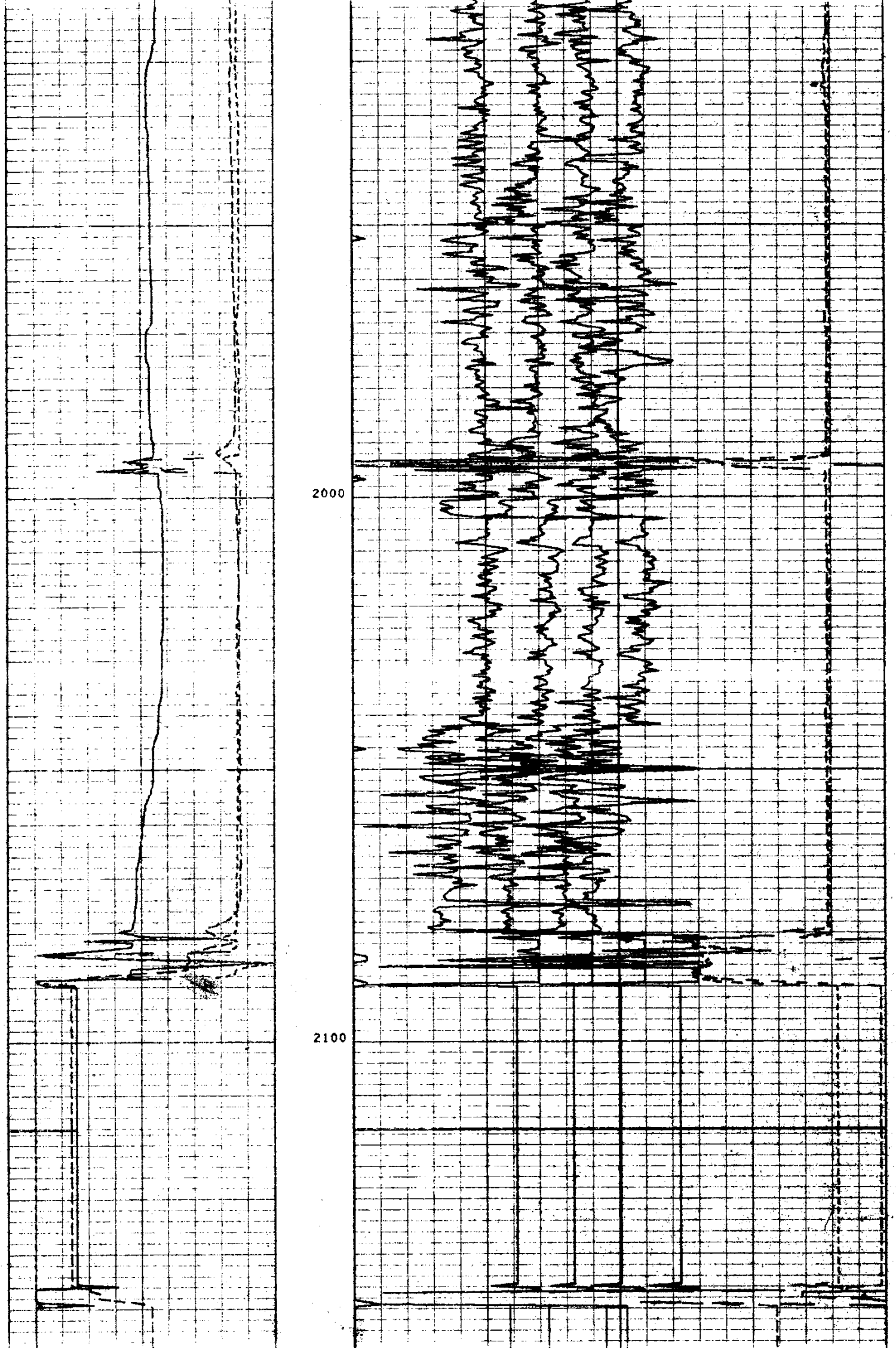

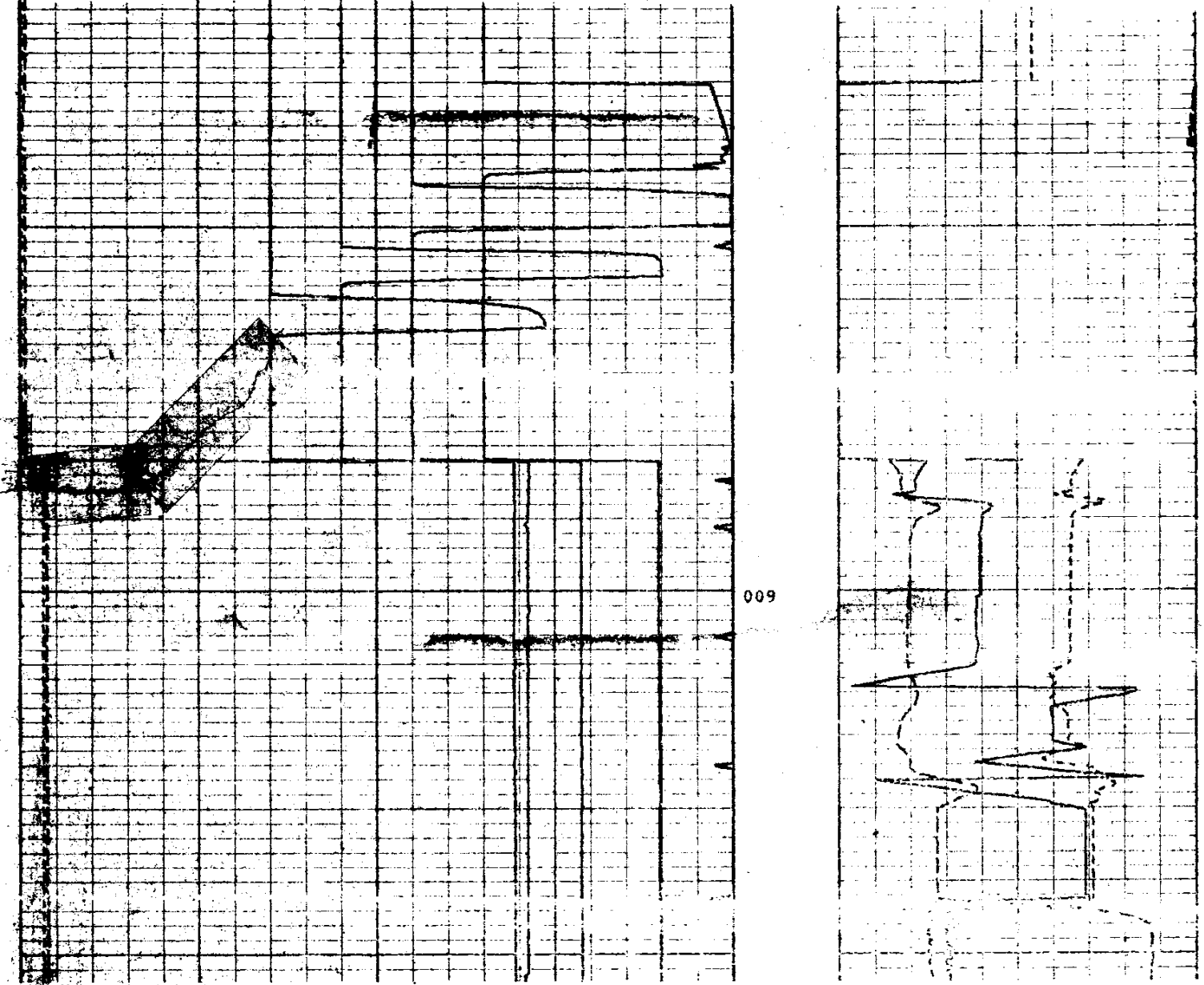

WELEX DLS™ FOUR-ARM DIPMETER

LOG TAPE ID 92675001

DATE 11/26/81

CURVE KEY

PAD #1	————————
PAD #2	————————
PAD #3	————————
PAD #4	————————
DRIFT ANGLE	— — — — — —
AZIMUTH #1	————————
DRIFT AZIMUTH	- - - - - - - - - -
CALIPER 1-3	— — — — — —
CALIPER 2-4	- - - - - - - - - -
B HOLE VOLM	————————

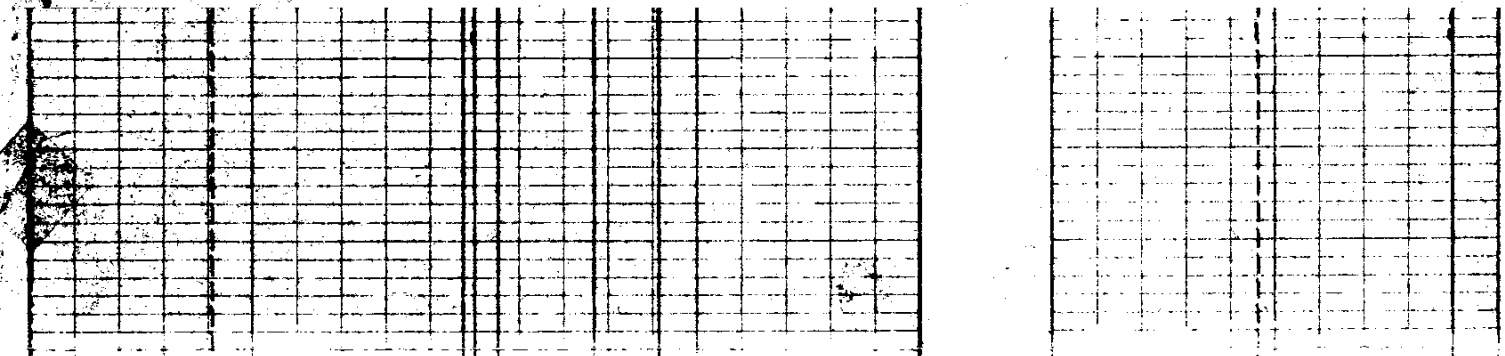

```
UR ARM DIPMETER LOG
ELD CALIBRATION SUMMARY              TOOL SERIAL NUMBER     1
CATION     926      TAPE SERIAL NBR        1   DATE  11/26/81

ALIBRATE POSITION
        TOOL VALUE
AD # 1         7123
AD # 2         7137
AD # 3         [illegible]
AD # 4         3921
AD # 5         6924

IENTATION SYSTEM

IFT ANGLE    TOOL VALUE    10512
D AZIMUTH    TOOL VALUE    10510
IFT AZIMUTH  TOOL VALUE    10511

                              FOUR ARM DIPMETER
RACE                        SCALE        INT   NORM          OFF-                 P/T
URVEY        GAL   TRK    L       R      CAL   MATRX  INTCP  -SET   TC   DELAY   PLOT

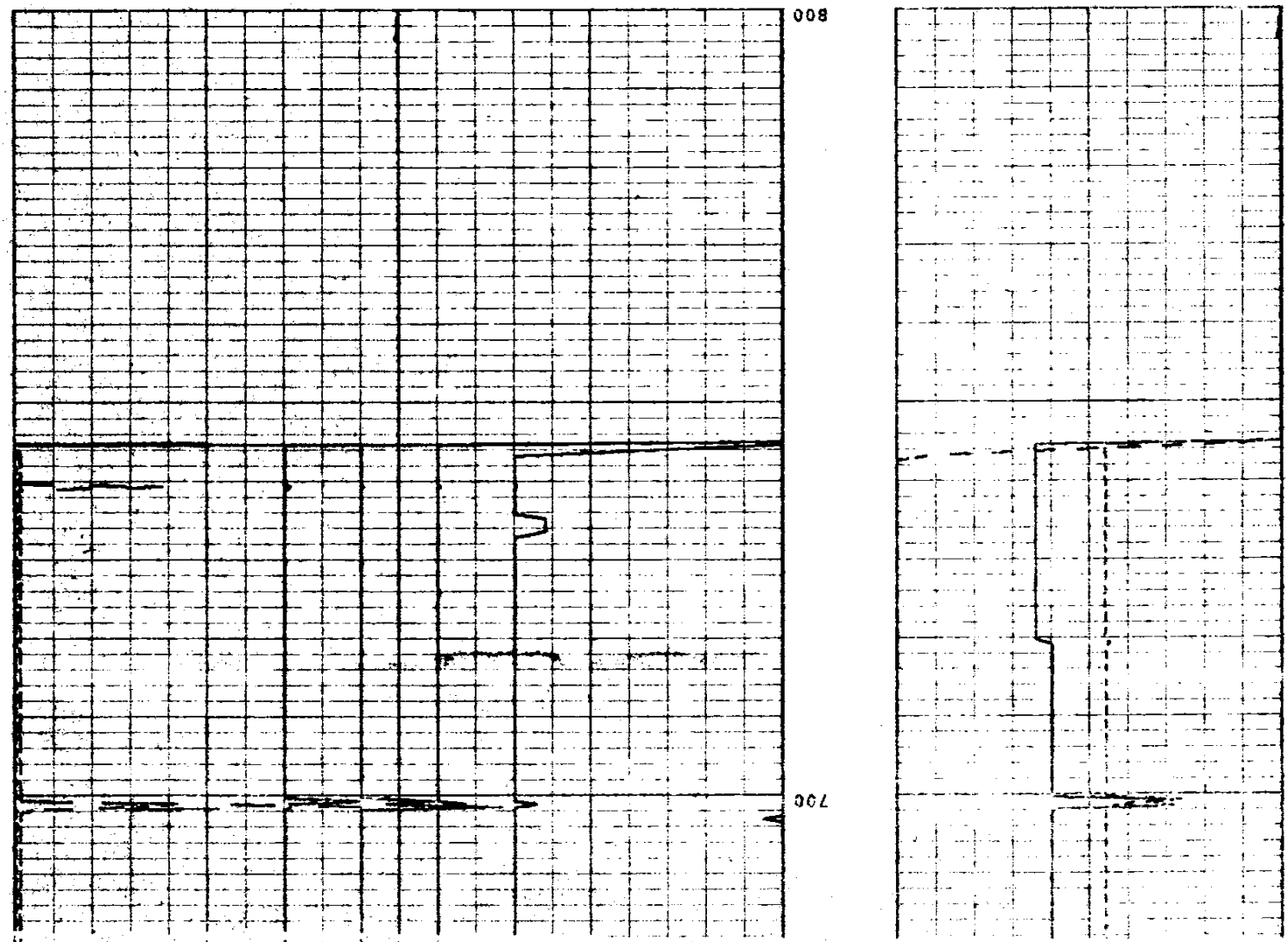D #1          5     4     7.      2.   0.95     0.      0     0.    0.     0.    Y/
D #2          6     4     9.      4.   0.95     0.      0     0.    0.     0.    Y/
D #3          7     4    11.      6.   0.95     0.      0     0.    0.     0.    Y/
D #4          8     4    13.      8.   0.95     0.      0     0.    0.     0.    Y/
D #5          9     [illegible]    15.     10.   0.95     0.      0     0.    0.     0.    [illegible]
IFT ANGLE     4     1     0.      9.     1.     0.      0     0.   2.5     0.    Y/M
IMUTH #1      2     1     0.    360.     1.     0.      0     0.    0.     0.    Y/
IFT AZIMUTH   1     1     0.    360.     1.     0.      0     0.    0.     0.    Y/F
LIPER 1-3    15     3    16.      6.     1.  0.001  -6101     0.    0.     0.    Y/M
LIPER 2-4    12     3    16.      6.     1.  0.001  -5996     0.    0.     0.    Y/F
HOLE VOLM    14     2     1.     10.     1.     0.      0     0.    0.     0.    Y/
```