Schlumberger

CEMENT BOND LOG
VARIABLE DENSITY

COUNTY COLUMBIA
Field or MIST
LOCATION 1-6N-5W
WELL #13-1 RD #1

COMPANY REICHHOLD ENERGY

COMPANY REICHHOLD ENERGY CORPORATION
WELL #13-1 RD #1
FIELD MIST
COUNTY COLUMBIA STATE OREGON
LOCATION API Serial No. Other Services:
Sec. 1 Twp. 6N Rge. 5W

Permanent Datum: GL, Elev. 1163.2
Log Measured From KB, 11.4 Ft. Above Perm. Datum
Drilling Measured From KB
Elev.: K.B. 1174.6
D.F. -
G.L. 1163.2

Date	5-12-82
Run No.	ONE
Depth – Driller	3028
Depth – Logger	2772
Btm. Log Interval	2764
Top Log Interval	1600
Open Hole Size	6.25
Casing Fluid	WATER
Fluid Level	SURFACE
Max. Rec. Temp.	75 °F
Est. Cement Top	1650
Unit / District	8071 / BKS CH
Recorded By	MERRILL/BAKER
Witnessed By	WILLIAMSON

CASING REC.	Size	Wt/Ft	Grade	Type Joint	Top	Bottom
Surface String	7"				SURF.	436
Prot. String	4-1/2	10.5			SURF.	2822
Prod. String						
Liner						

PRIMARY CEMENTING DATA

STRING	Surface	Protection	Production	Liner
Vol. of cement	100 BAGS			
Type of cement	CLASS G			
Additive				
Retarder				
Wt. of slurry				
Water loss				
Type fluid in csg.				
Fluid wt.				

FOLD HERE The well name, location and borehole reference data were furnished by the customer.

PRIMARY CEMENTING DATA

☐ Actual ☐ Estimated	Hour - Date
Started pumping cement	
Release pressure	
Start Cement Bond Log	1:00 PM
Finish Cement Bond Log	3:00 PM

REMARKS:
LOG IS 2' SHALLOW

Service Order Number 190285
Casing Collar Memory Distance ft.
Radiation Log Memory Distance ft.

Preceding fluid ______ Volume ______ bbls.
Cement pumped ______ bbls./minute

Pipe reciprocated during Pumping: Yes ______ No ______
Pipe reciprocated after plug down: Yes ______ min, No ______

SQUEEZE JOB DETAIL

Squeeze number	1	2
Date		
Depth interval		
Type cement		
Volume of cement		
Additive		
Retarder		
Weight of slurry		
Preceding fluid		
Breakdown pressure		
Max. pressure-stage 1		
" " " 2		
" " " 3		
Final maximum pressure		
Started pumping cement		
Released pressure		
Start CBL		
Finish CBL		

AVERAGE WELL DRIFT:

DOWNHOLE EQUIPMENT

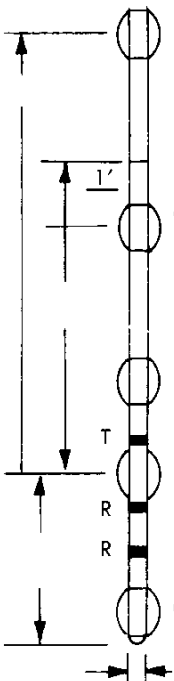

CCL AJ
SGT E
NLT -
CNT -
CCL -
CME -
SLC JH 329
CME -
CME -
SLS D 512
CME -
O.D. 3-3/8

SURFACE EQUIPMENT

	TYPE	MOD.	S.N.
Sonic Panel			
Memorizer			
GNP			
CRP			
OWE			

CRP Intensity	
R9G Intensity	
Logging Speed FT/HR	2000
Time Constant	
Sweep Time μ-sec	
Amplitude mv/cm	

Casing Centralizer Pattern
/Joint from to
/Joint from to
/Joint from to
Casing Scratcher Pattern
/Joint from to
/Joint from to

from to ; from to /Joint from to

All interpretations are opinions based on inferences from electrical or other measurements and we cannot and do not guarantee the accuracy or correctness of any interpretations, and we shall not, except in the case of gross or willful negligence on our part, be liable or responsible for any loss, costs, damages or expenses incurred or sustained by anyone resulting from any interpretation made by any of our officers, agents or employees. These interpretations are also subject to our General Terms and Conditions as set out in our current Price Schedule.

TT (US)
400.0 200.0
CCL ( )
-19.00 1.000
GR (GAPI)
0.0 150.0

CBL (MV)
0.0 50.00

200 VDL 1200

FILE
4

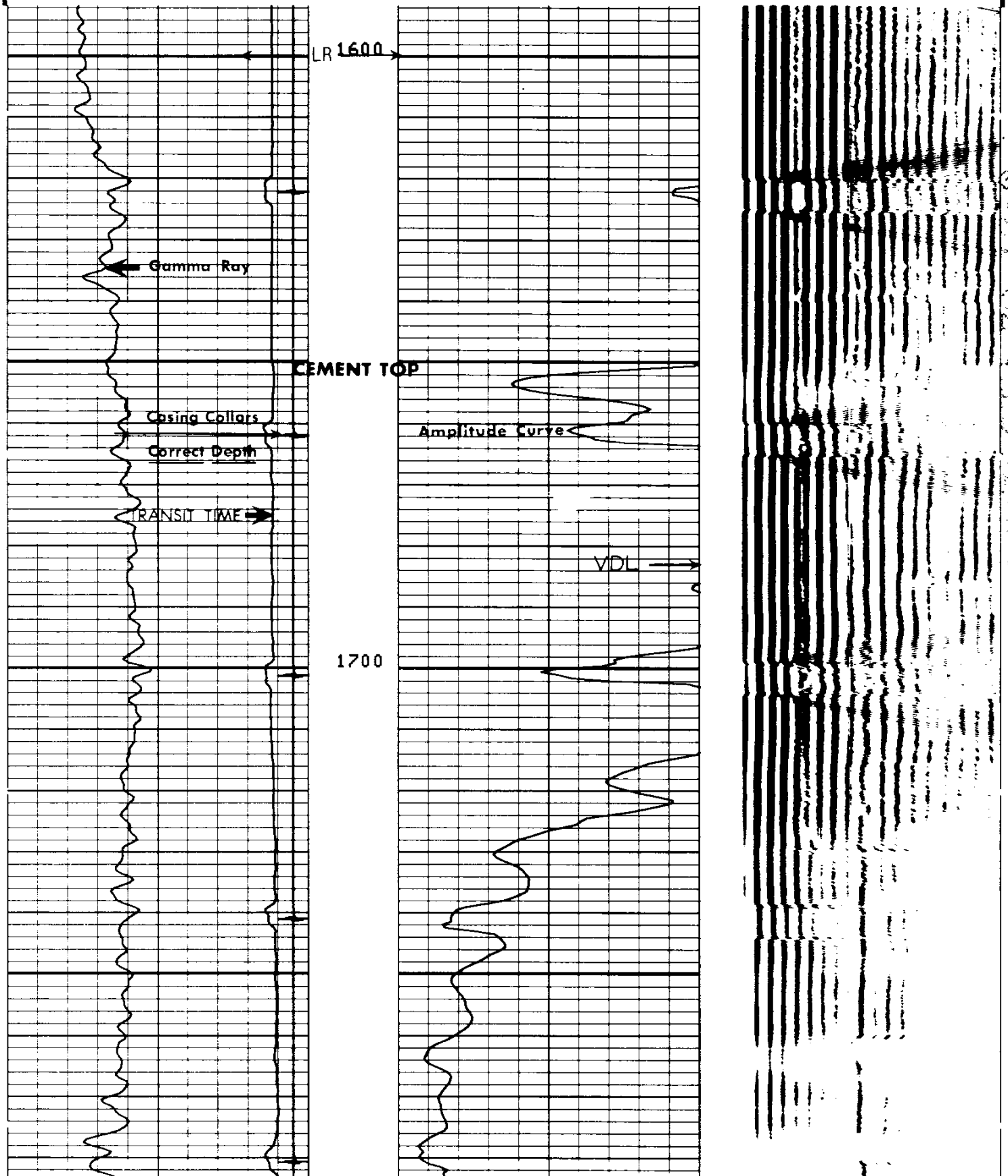

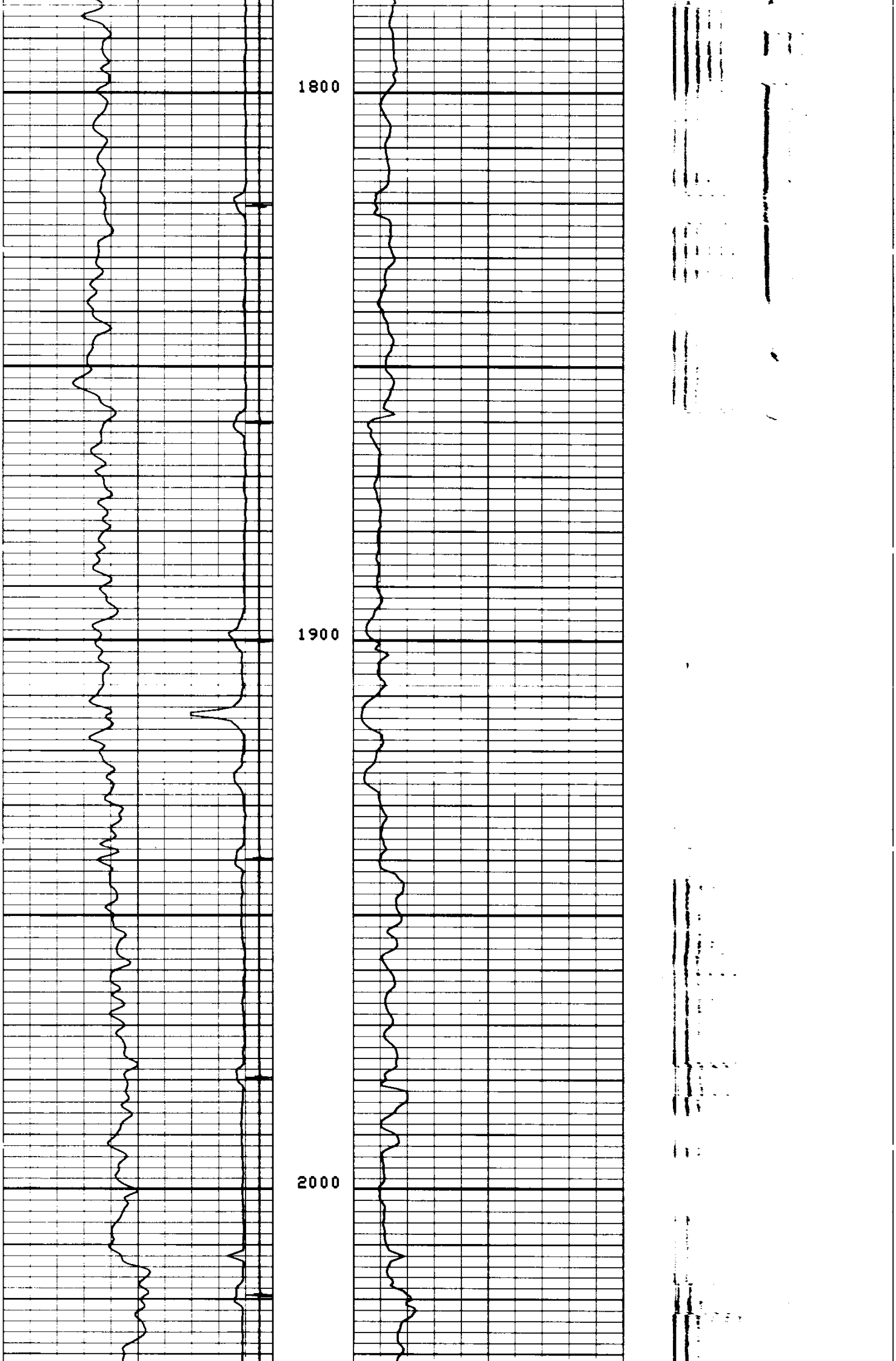



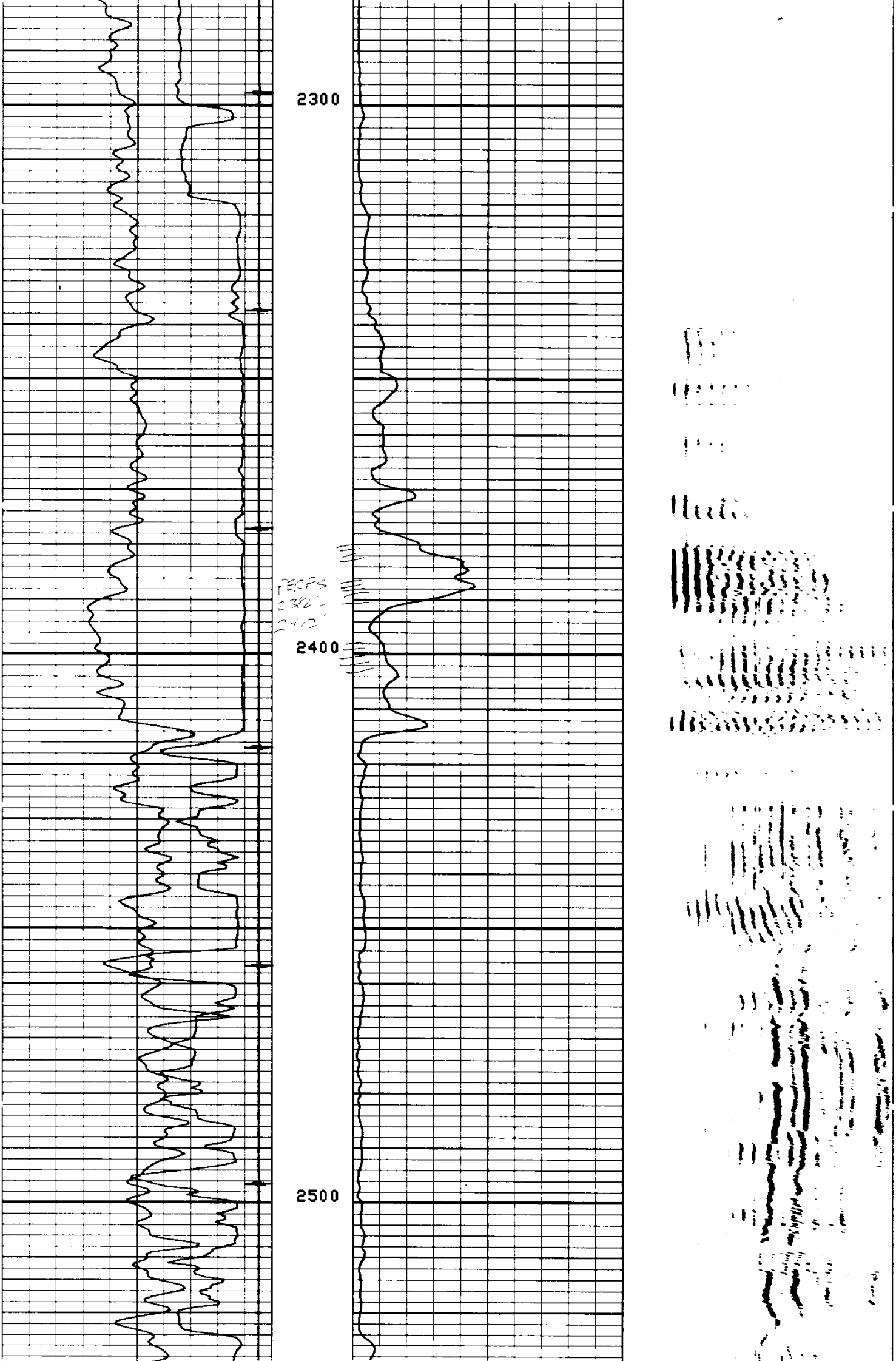

PERFS
2386'-
2412'

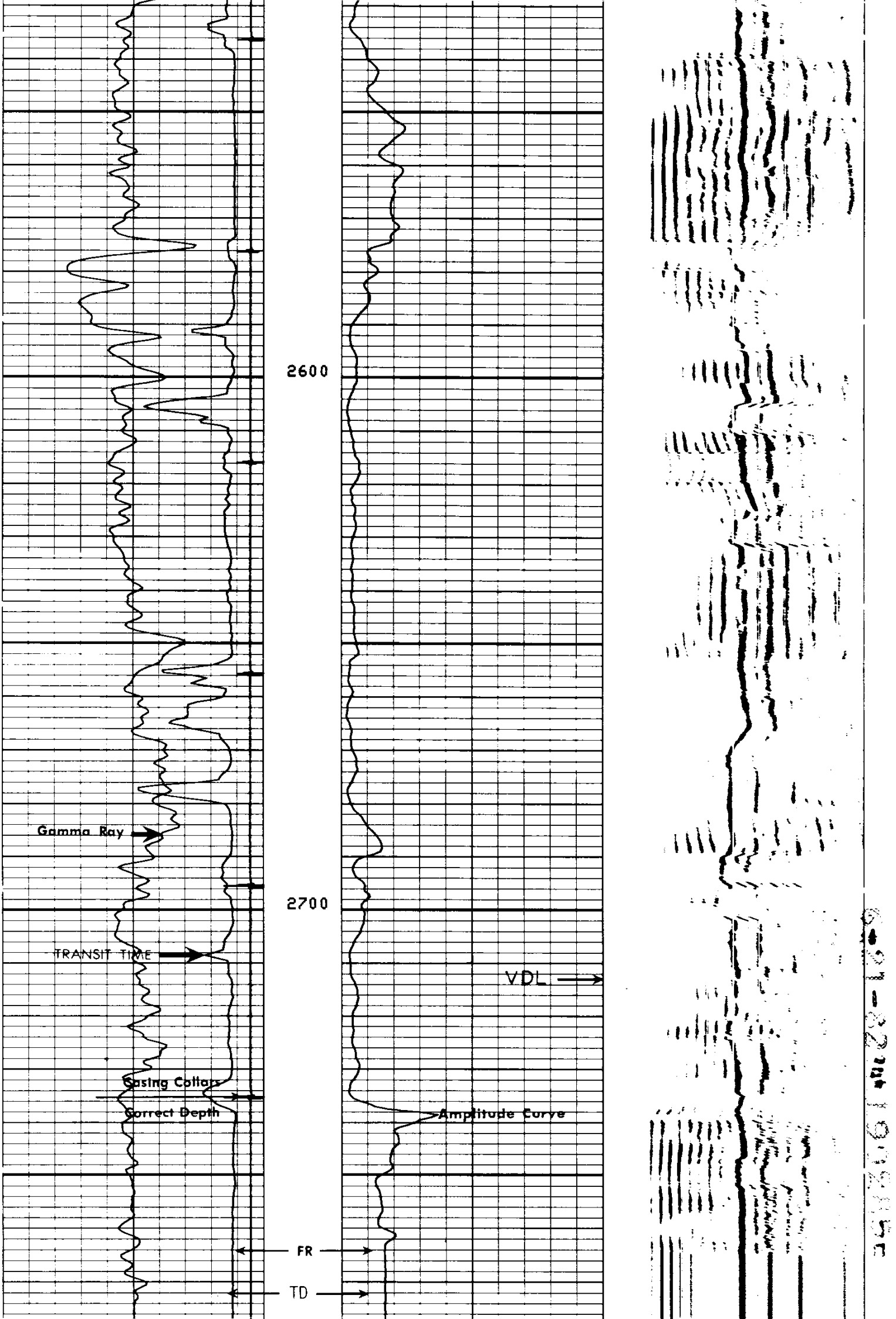

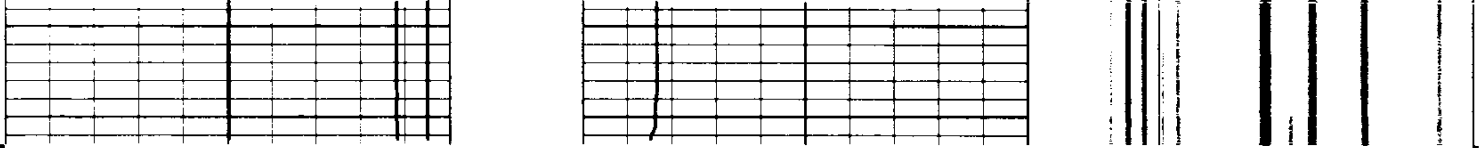

FILE
2800'
4

TT (US)
400.0 200.0
CCL ( )
-19.00 1.000
GR (GAPI)
0.0 150.0

CBL (MV)
0.0 50.00

200 VDL 1200

SENSOR MEASURE POINT TO TENSION REFERENCE POINT

AMPL	.0	FEET	DT	.0	FEET
SRAT	.0	FEET	CBL	.0	FEET
GR	18.5	FEET	TT	.0	FEET
CCL	22.2	FEET	TENS	.0	FEET
NOIS	-8.3	FEET			

PARAMETERS

NAME	VALUE	UNIT	NAME	VALUE	UNIT
CWEI	10.50	LB/F	BS	6.250	IN
CDTS	100.0		CSTR	2000.	PSI
DTF	189.0	US/F	DTM	56.00	US/F
BHS	CASE		CSIZ	4.500	IN
DO	0.0				

TT (US)
400.0 200.0
CCL ( )
-19.00 1.000
GR (GAPI)
0.0 150.0

CBL (MV)
0.0 50.00

200 VDL 1200

FILE
3

REPEAT SECTION

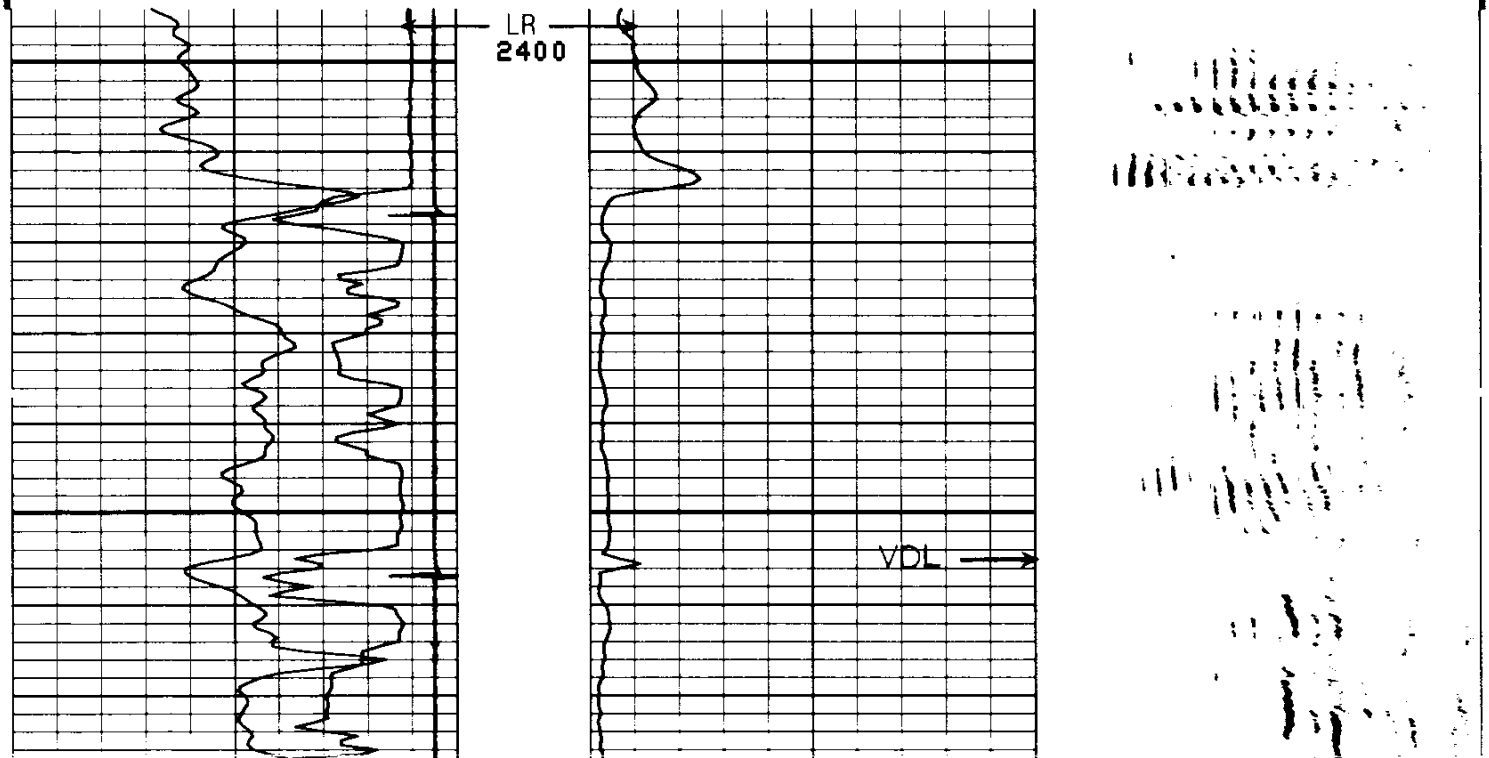

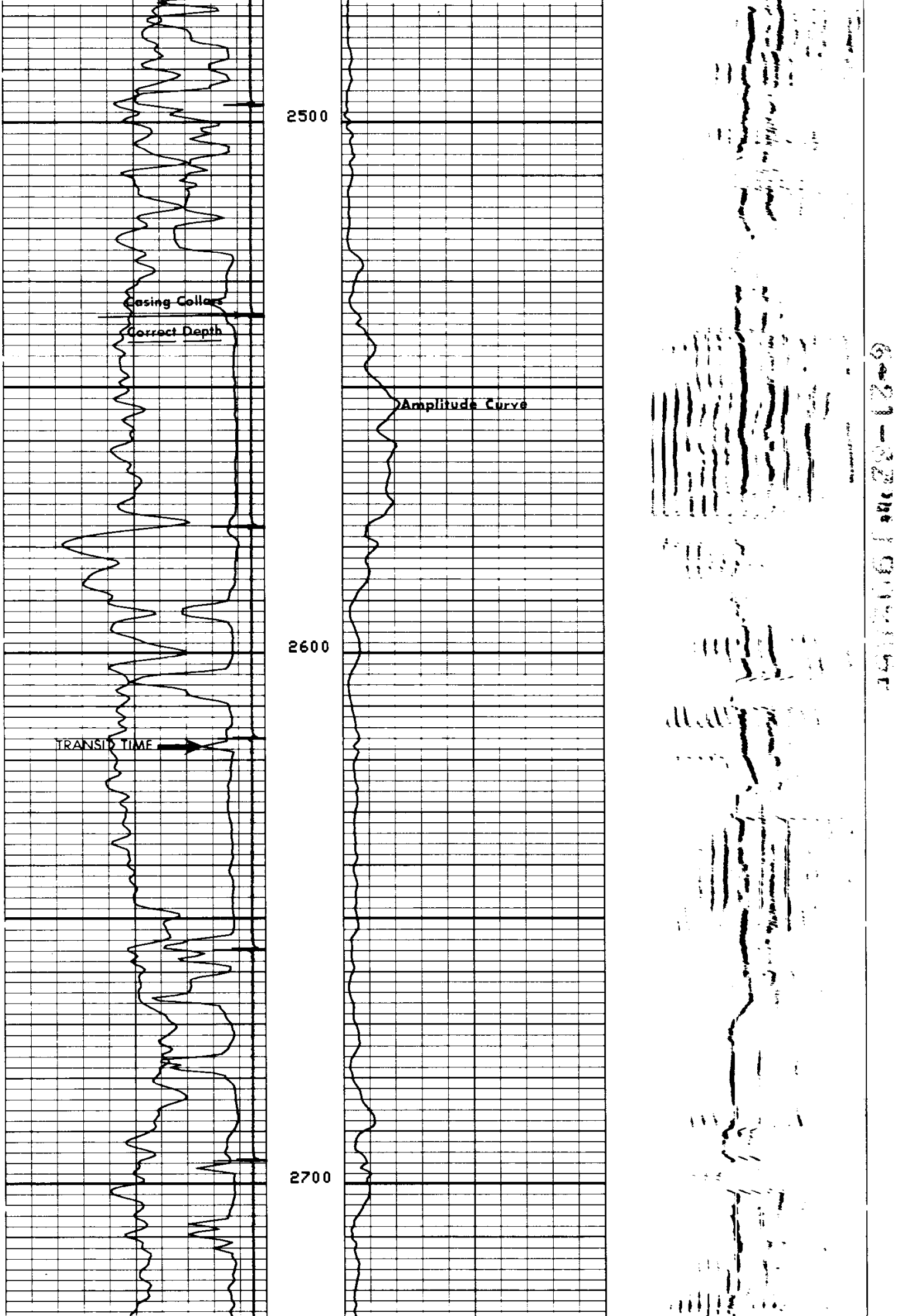

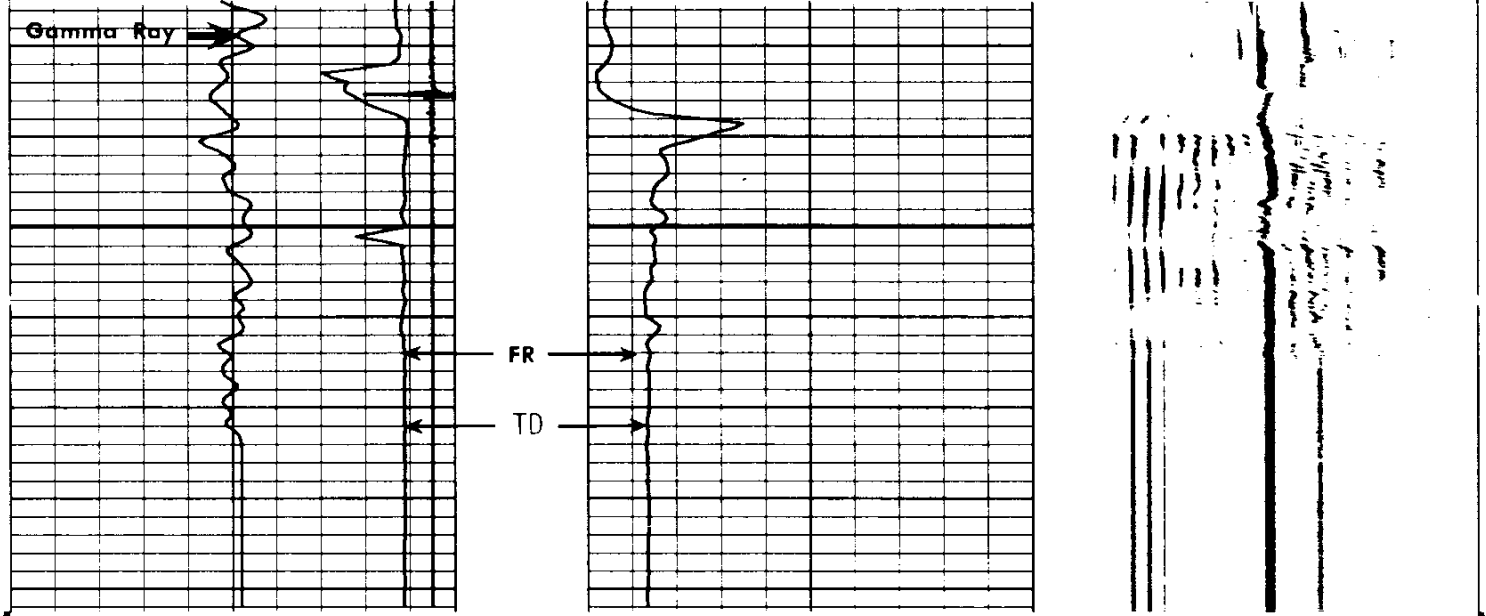

FILE

3

TT (US)			
400.0 200.0			
CCL ( )			
-19.00 1.000			
GR (GAPI)		CBL (MV)	
0.0 150.0		0.0 50.00	200 VDL 1200

SENSOR MEASURE POINT TO TENSION REFERENCE POINT

AMPL	.0	FEET	DT	.0	FEET
SRAT	.0	FEET	CBL	.0	FEET
GR	18.5	FEET	TT	.0	FEET
CCL	22.2	FEET	TENS	.0	FEET
NOIS	-8.3	FEET			

PARAMETERS

NAME	VALUE	UNIT	NAME	VALUE	UNIT
CWEI	10.50	LB/F	BS	6.250	IN
CDTS	100.0		CSTR	3500.	PSI
DTF	189.0	US/F	DTM	56.00	US/F
BHS	CASE		CSIZ	4.500	IN
DO	0.0				

TT (US)			
400.0 200.0			
CCL ( )			
-19.00 1.000			
GR (GAPI)		BI ( )	
0.0 150.0		1.000 0.0	200 WF 1200

FILE

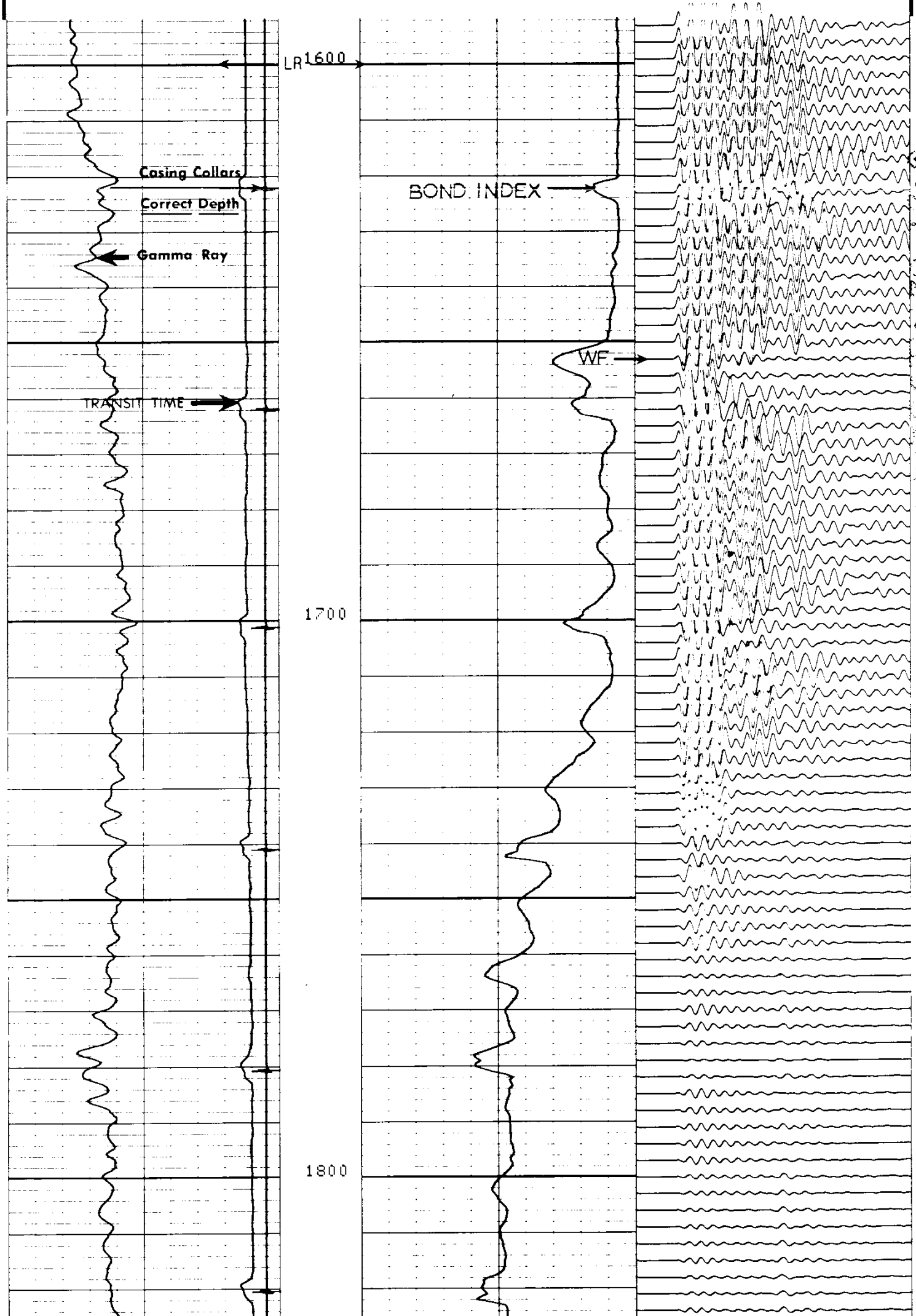

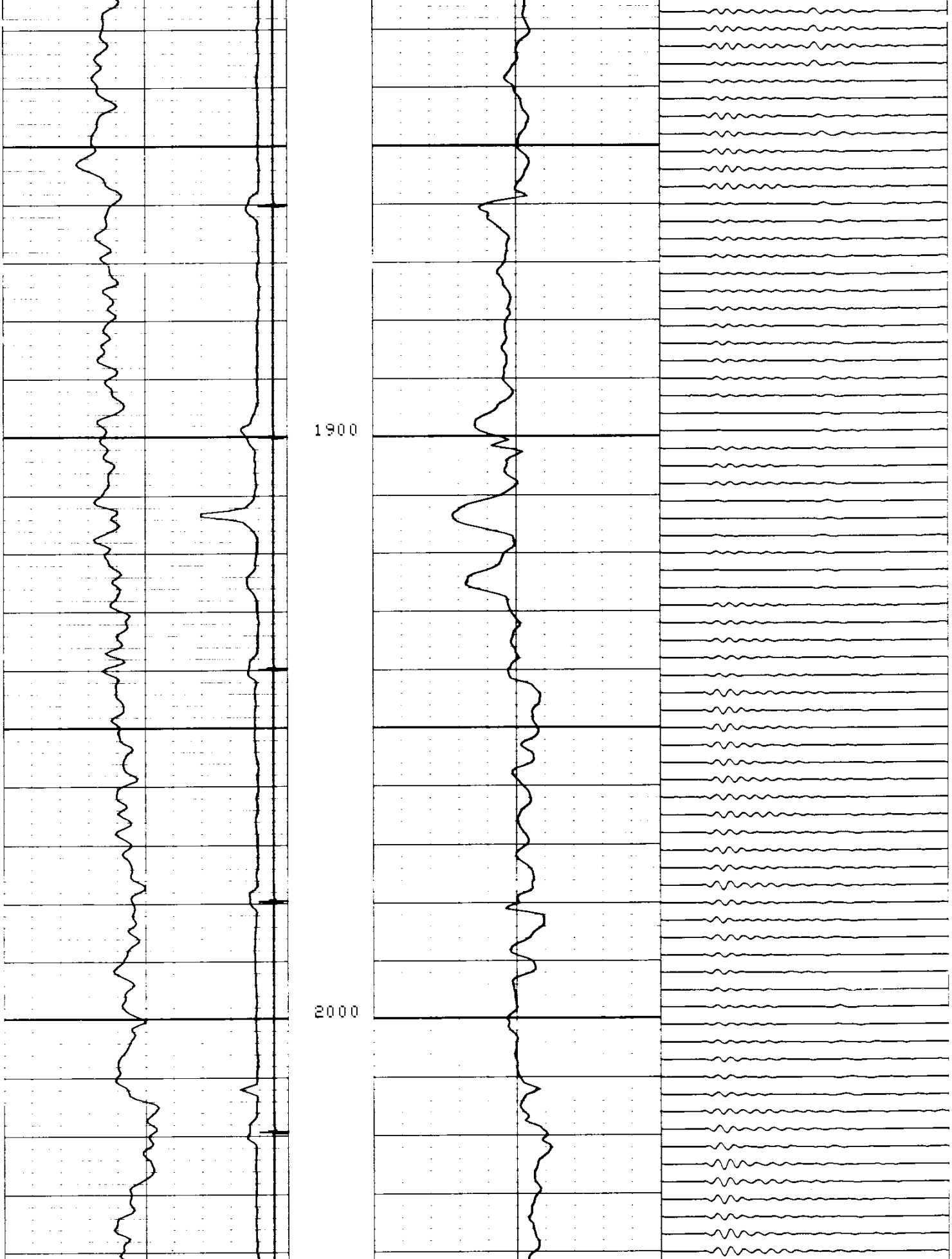

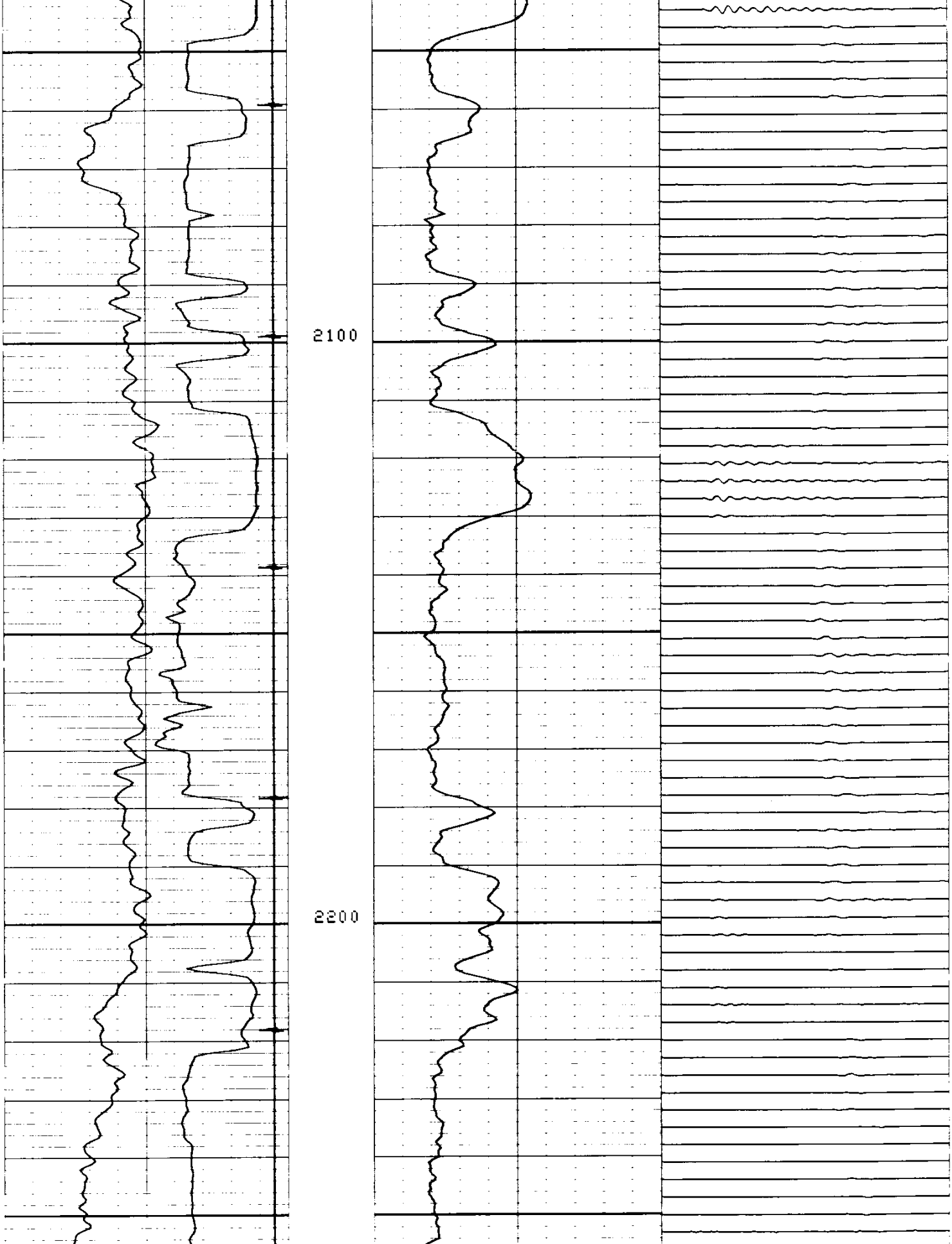

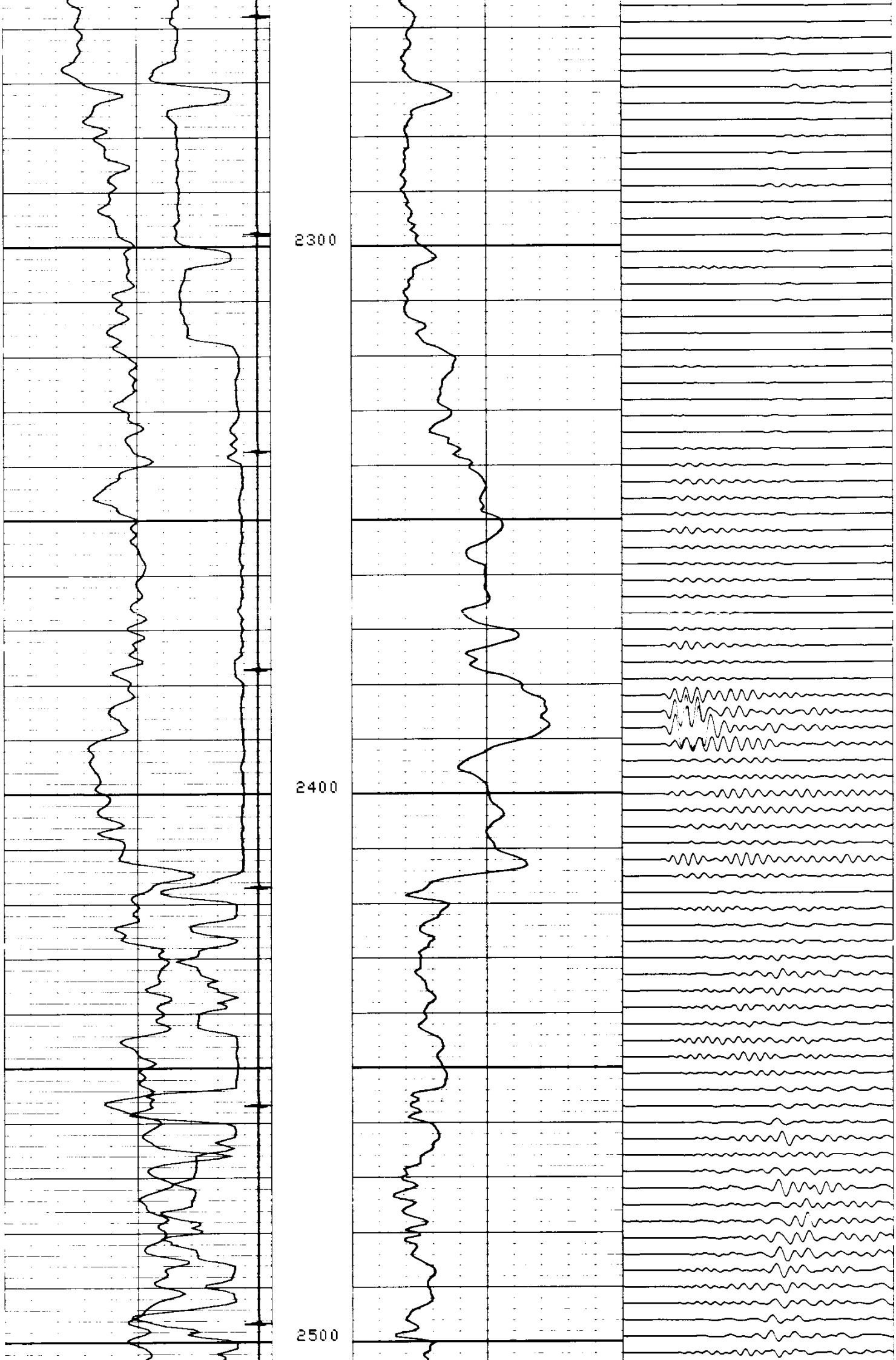

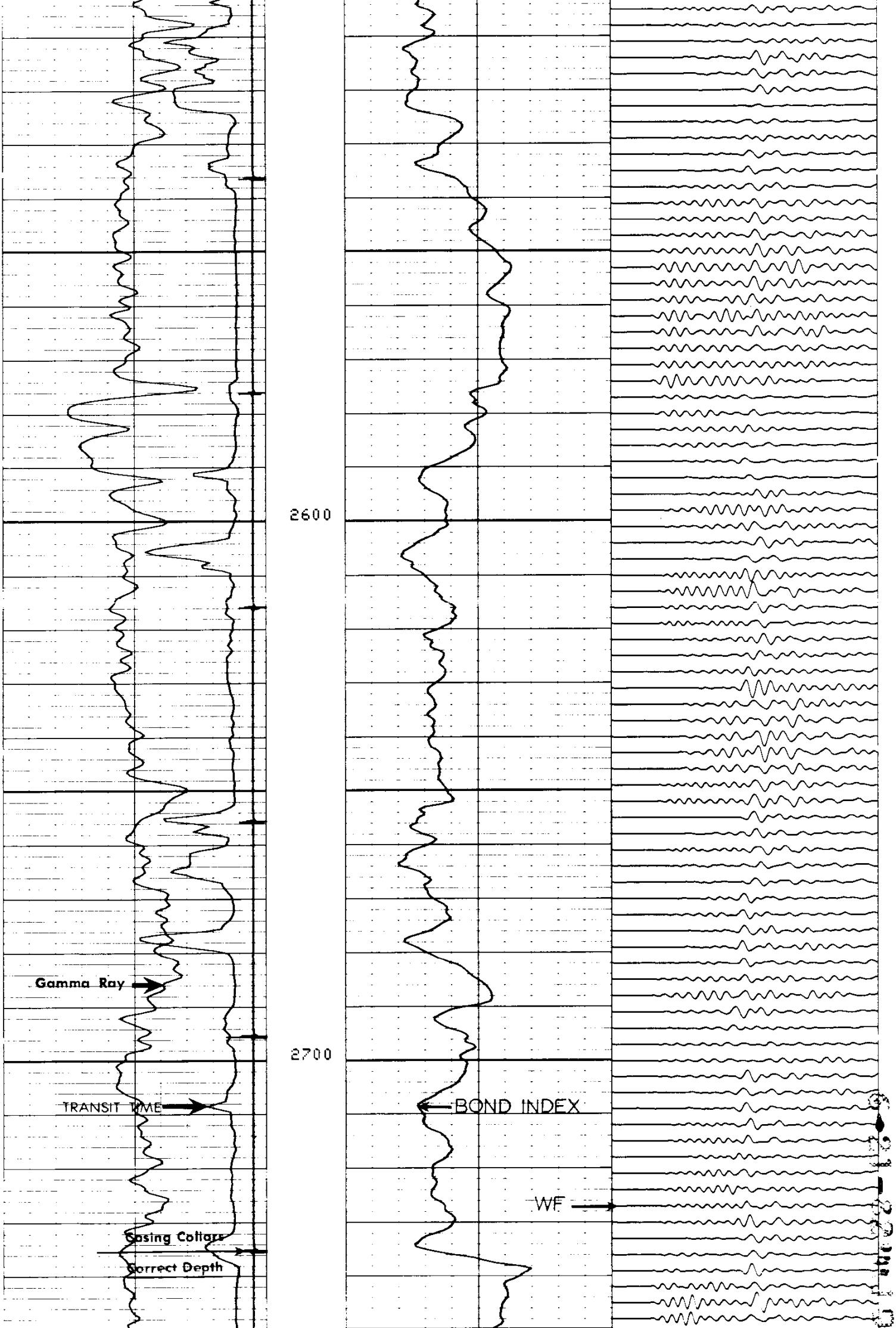

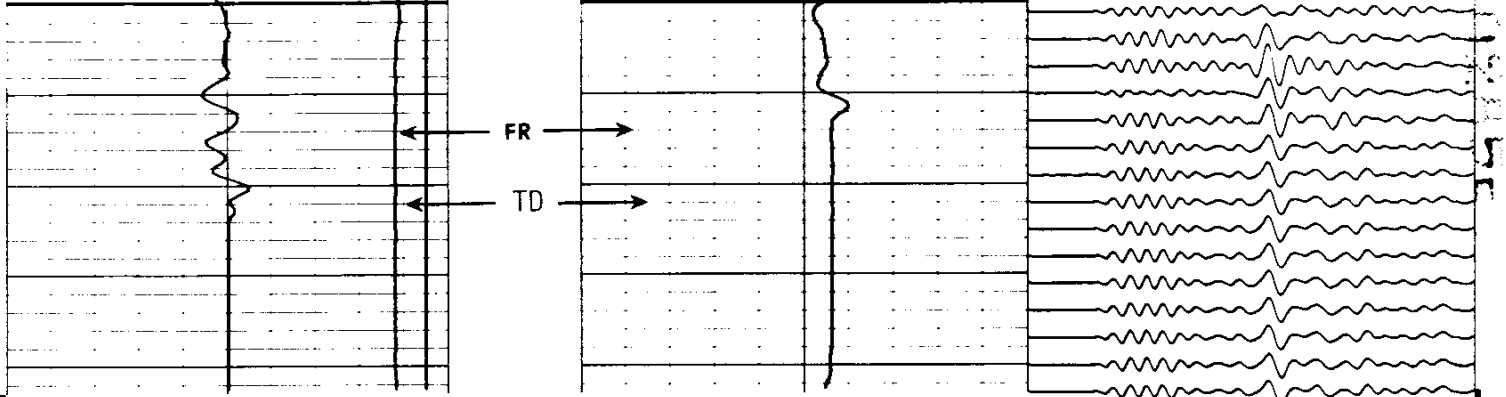

FILE

4

TT (US)
400.0 200.0
CCL ( )
-19.00 1.000
GR (GAPI)
0.0 150.0

BI ( )
1.000 0.0

200 WF 1200

SENSOR MEASURE POINT TO TENSION REFERENCE POINT

AMPL	.0	FEET	DT	.0	FEET
SRAT	.0	FEET	CBL	.0	FEET
GR	18.5	FEET	TT	.0	FEET
CCL	22.2	FEET	TENS	.0	FEET
NOIS	-8.3	FEET			