Schlumberger

DUAL INDUCTION 5"

CSU Field Log

RECEIVED-PTLD
FEB 7 1984
DEPT OF GEOLOGY
& MINERAL INDUS

COMPANY:	REICHHOLD ENERGY CORP.
WELL:	COLUMBIA COUNTY #23-22
FIELD:	MIST
COUNTY:	COLUMBIA
STATE:	OREGON
LOCATION:	303.79'S & 1768.59'E FROM WEST 1/4 CRN OF
SEC:	22 TWP: 6N RGE: 5W

PERMANENT DATUM:	GL	ELEVATIONS-	
ELEV. OF PERM. DATUM:	565.8 '	KB:	577.2 '
LOG MEASURED FROM:	KB	DF:	
11.4 ' ABOVE PERM. DATUM		GL:	565.8 '
DRLG. MEASURED FROM:	KB		

DATE:	16 DEC 83
RUN NO:	1

DEPTH-DRILLER:	2028.0 '
DEPTH-LOGGER:	2028.0 '
BTM. LOG INTERVAL:	2022.0 '
TOP LOG INTERVAL:	335.0 '
CASING-DRILLER:	335 '
CASING-LOGGER:	335 '
CASING:	8.625
BIT SIZE:	7.875
DEPTH:	2028 '

OTHER SERVICES-
SONIC
HDT

PROGRAM
TAPE NO:
24.2
SERVICE
ORDER NO:
383419

TYPE FLUID IN HOLE:	GEL/LIGNO
DENSITY:	12.2 LB/G
VISCOSITY:	62.0 S
PH:	9.5
FLUID LOSS:	4.6 C3
SOURCE OF SAMPLE:	FLOWLINE
RM:	1.780 OHMM AT 65.0 DEGF
RMF:	2.240 OHMM AT 42.0 DEGF
RMC:	3.750 OHMM AT 42.0 DEGF
SOURCE RMF/RMC:	MEASURED/MEASURED
RM AT BHT:	1.059 OHMM AT 114. DEGF
RMF AT BHT:	0.907 OHMM AT 114. DEGF
RMC AT BHT:	1.518 OHMM AT 114. DEGF

TIME CIRC. STOPPED:	1400 12/16
TIME LOGGER ON BTM.:	1730 12/16
MAX. REC. TEMP:	114.0 DEGF
LOGGING UNIT NO:	8126
LOGGING UNIT LOC:	SACRAMENTO
RECORDED BY:	BORATKO
WITNESSED BY:	ALGER

REMARKS:

EQUIPMENT NUMBERS-

DIS 1342	DIC 1359	SLS 1082	SLC 1321

ALL INTERPRETATIONS ARE OPINIONS BASED ON INFERENCES FROM ELECTRICAL OR OTHER MEASUREMENTS AND WE CANNOT, AND DO NOT GUARANTEE THE ACCURACY OR CORRECTNESS OF ANY INTERPRETATIONS, AND WE SHALL NOT, EXCEPT IN THE CASE OF GROSS OR WILLFUL NEGLIGENCE ON OUR PART, BE LIABLE OR RESPONSIBLE FOR ANY LOSS, COSTS, DAMAGES OR EXPENSES INCURRED OR SUSTAINED BY ANYONE RESULTING FROM ANY INTERPRETATION MADE BY ANY OF OUR OFFICERS, AGENTS OR EMPLOYEES. THESE INTERPRETATIONS ARE ALSO SUBJECT TO OUR GENERAL TERMS AND CONDITIONS AS SET OUT IN OUR CURRENT PRICE SCHEDULE.

FILE

101

TENS(LB)
5000.0 0.0

ILD (OHMM)
0.2000 2000.0

RWA (OHMM)
0.0 3.0000

ILM (OHMM)
0.2000 2000.0

SP (MV)
-100.0 0.0

SFLU(OHMM)
0.2000 2000.0

FILE

101

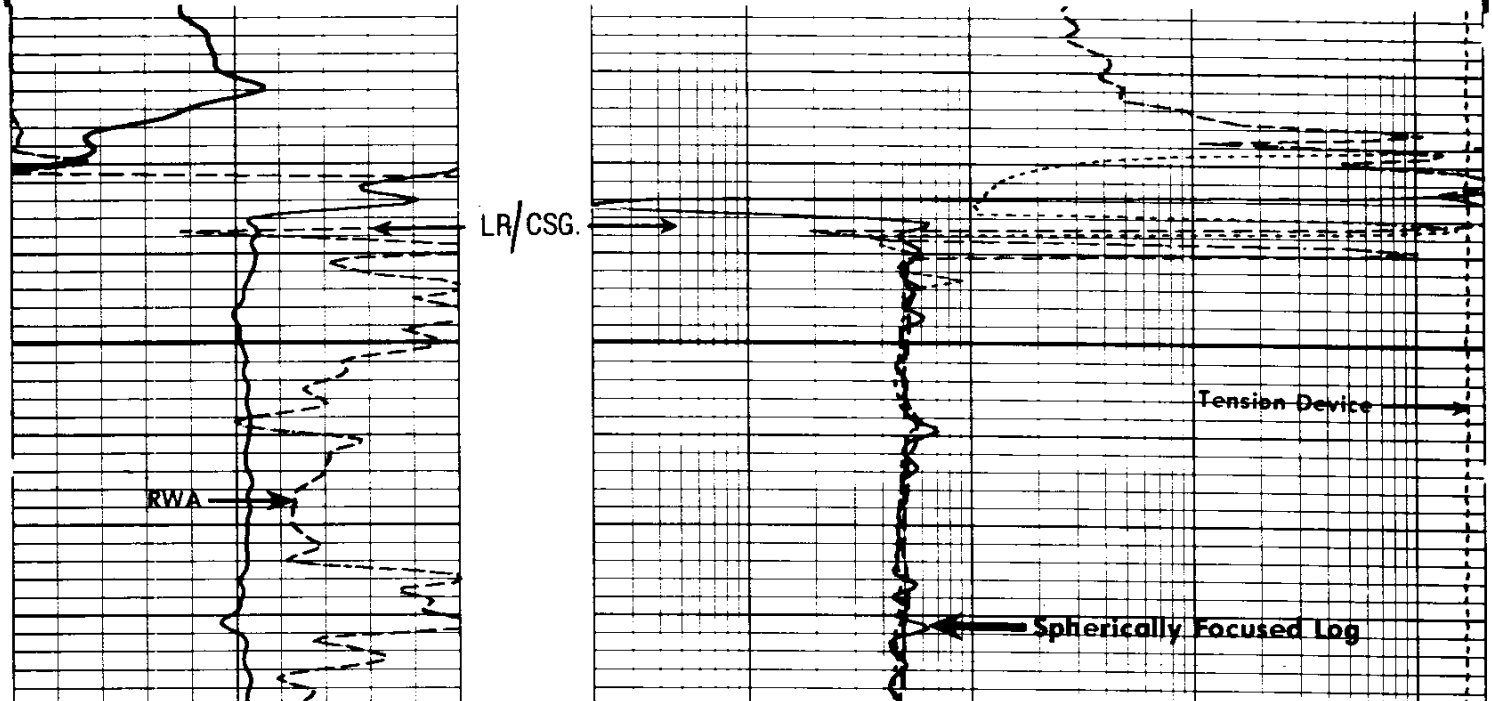

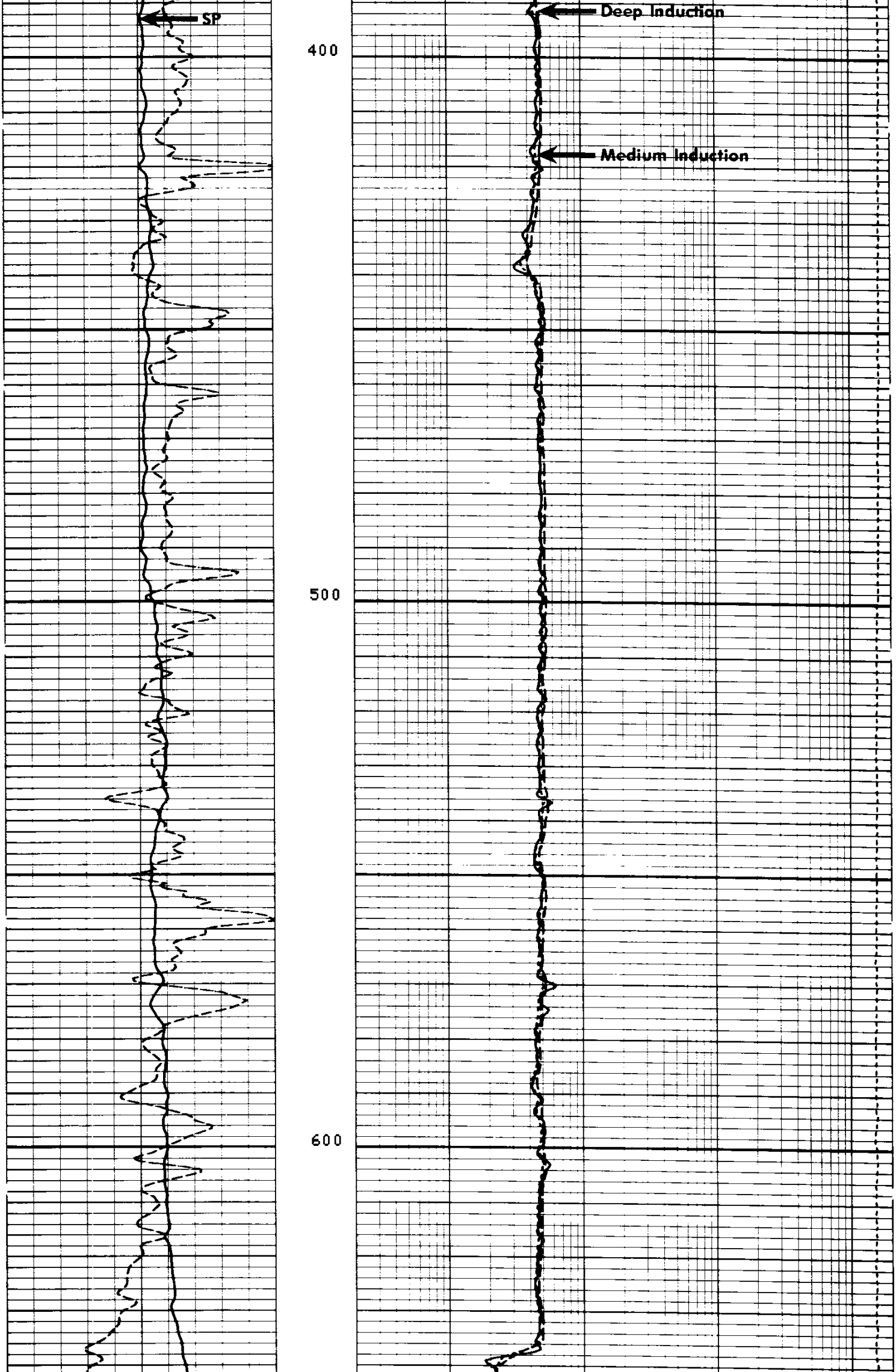

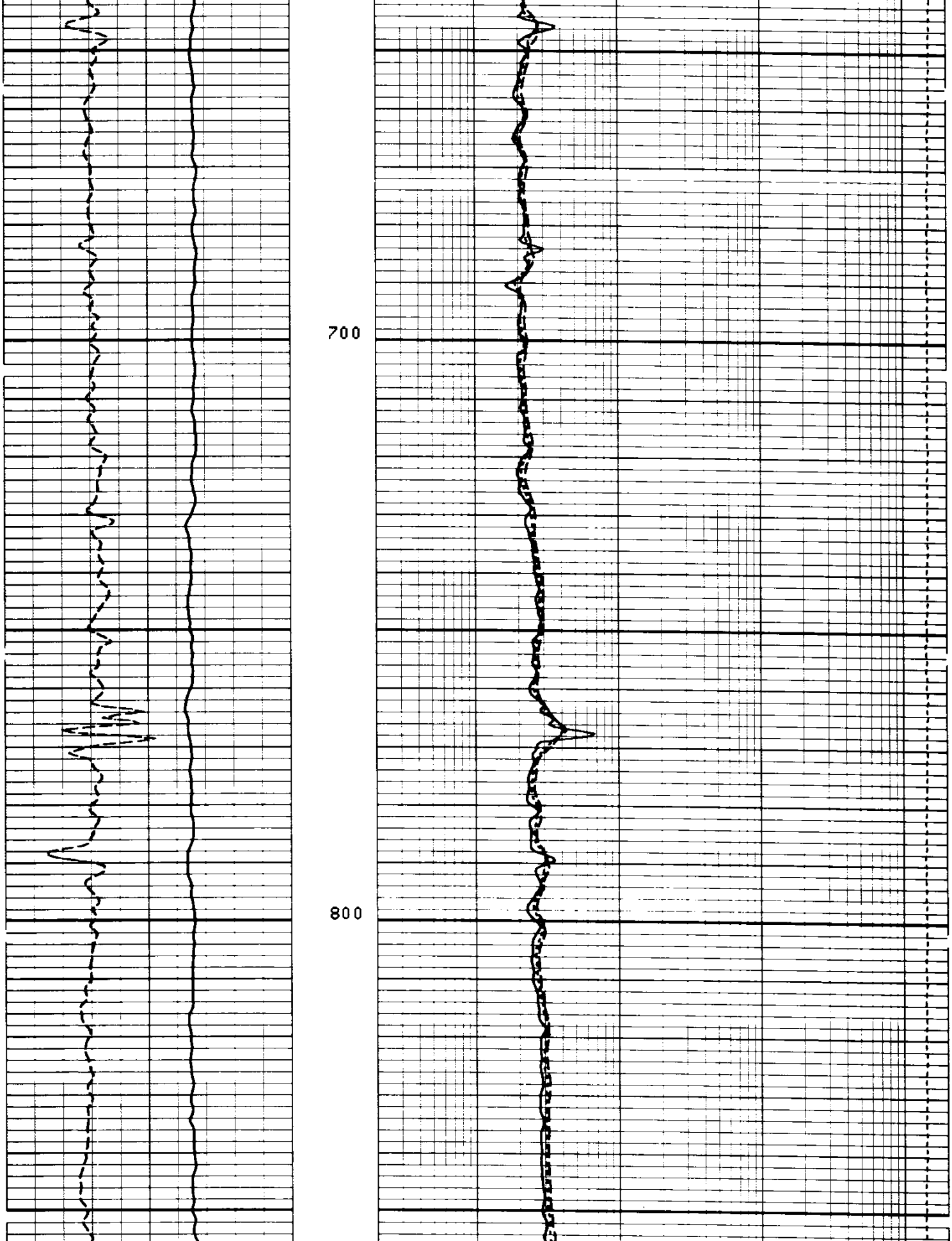

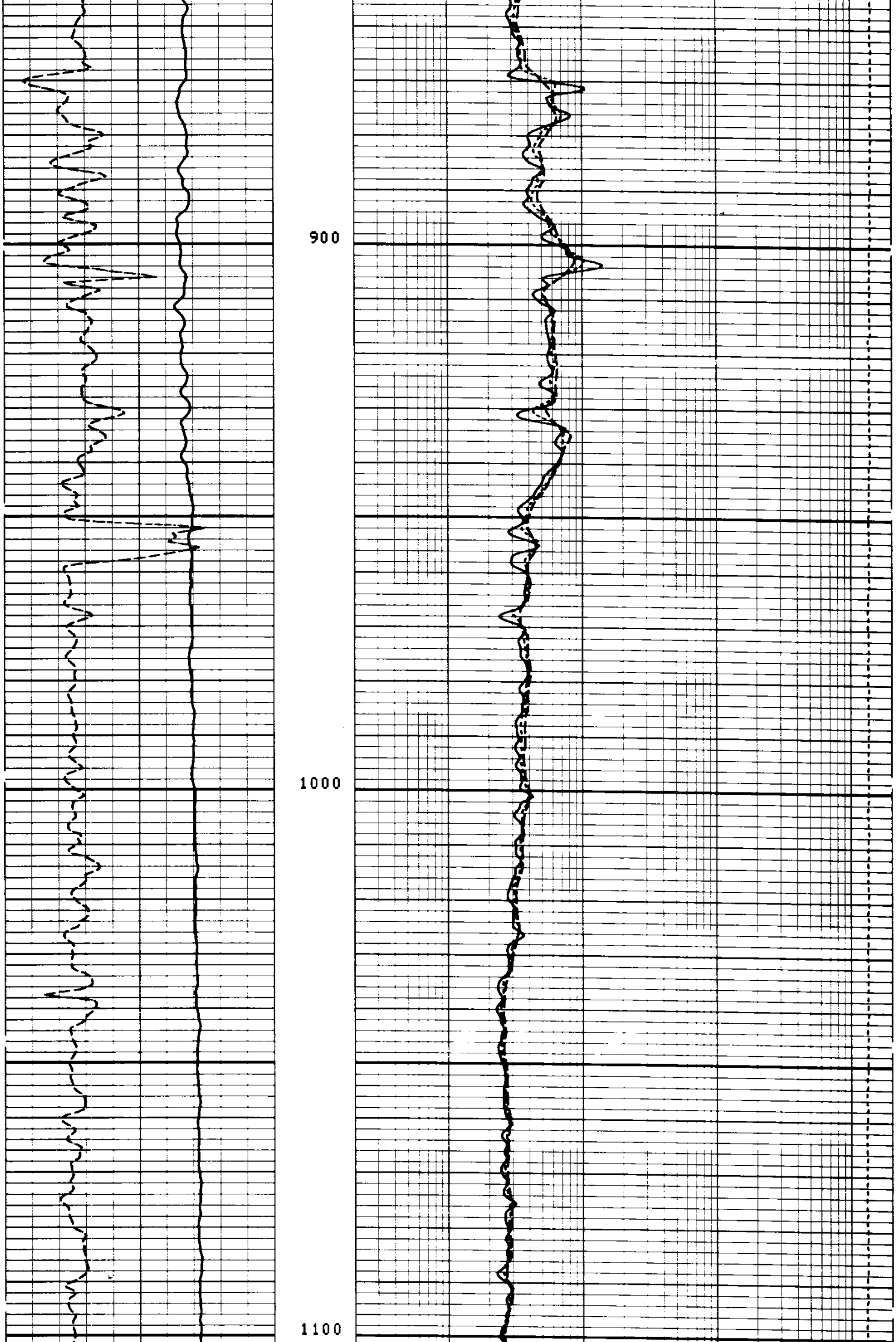

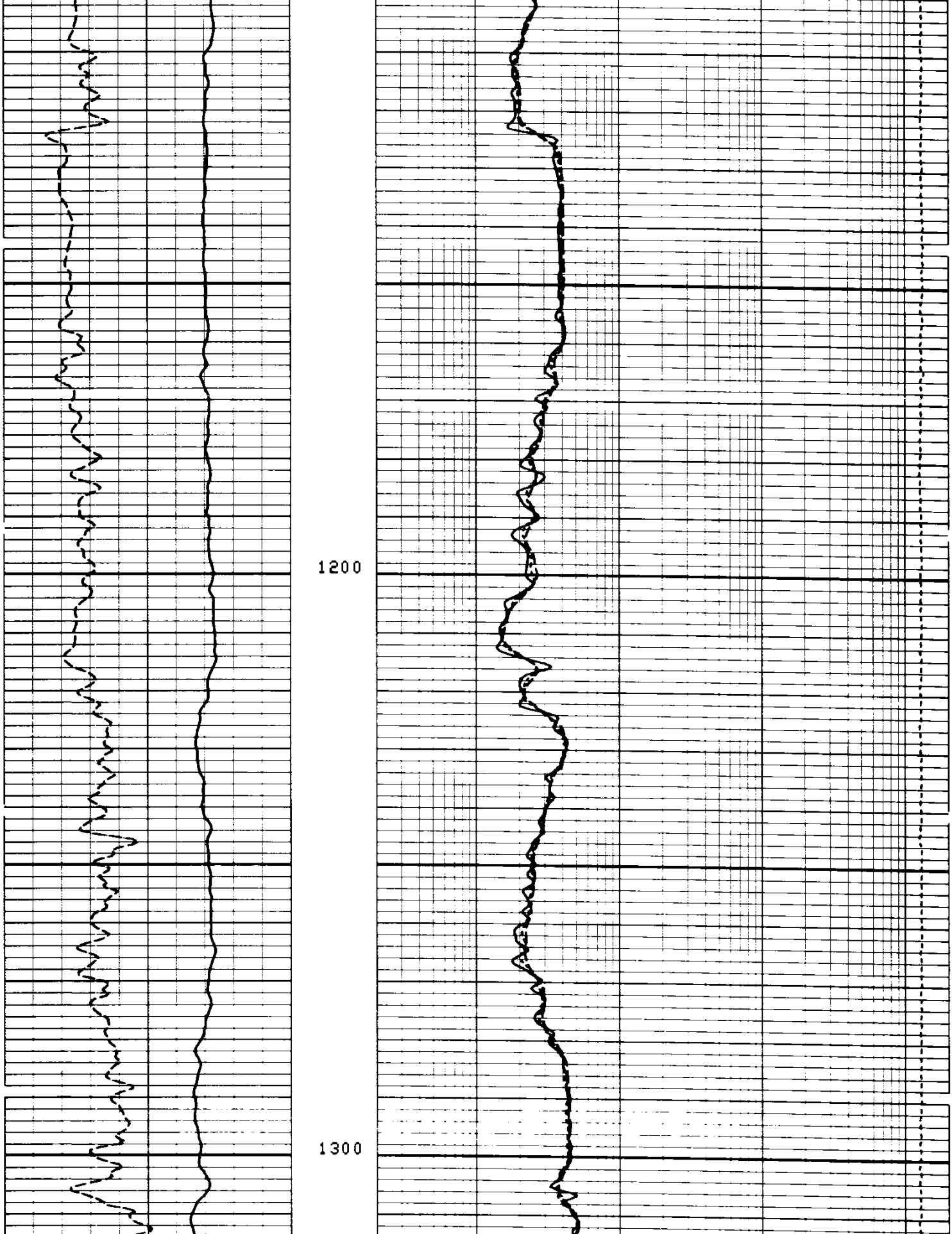

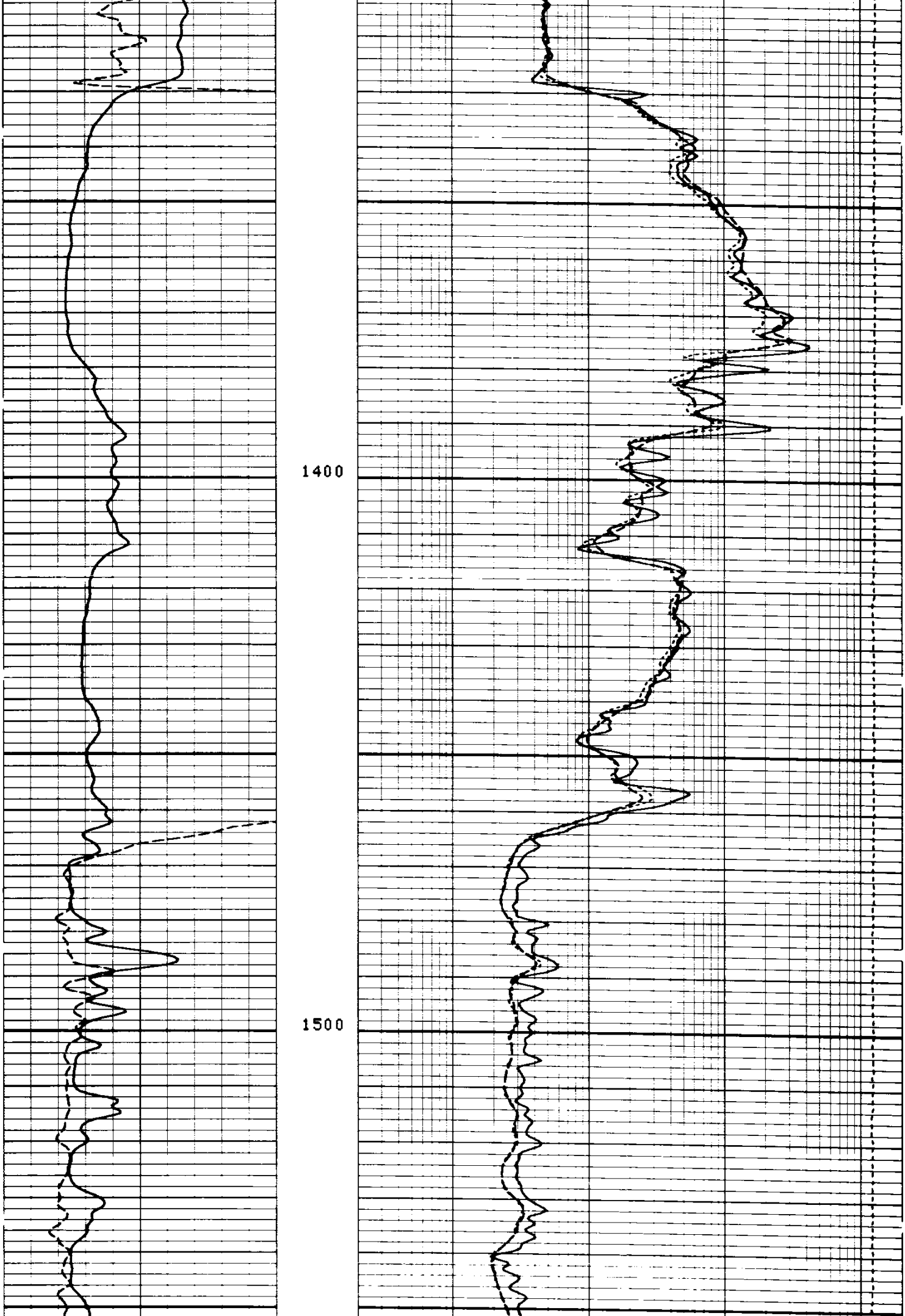

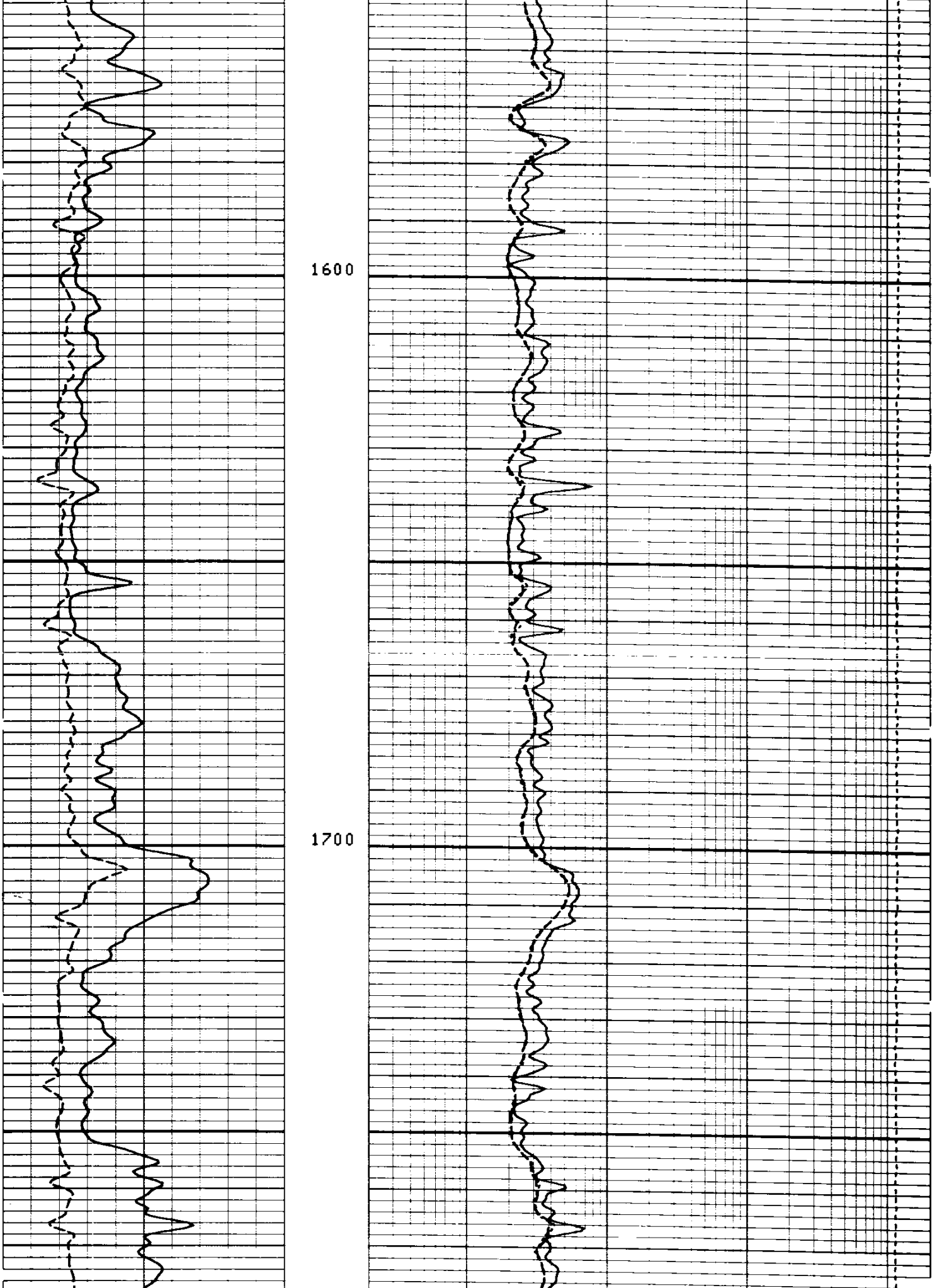

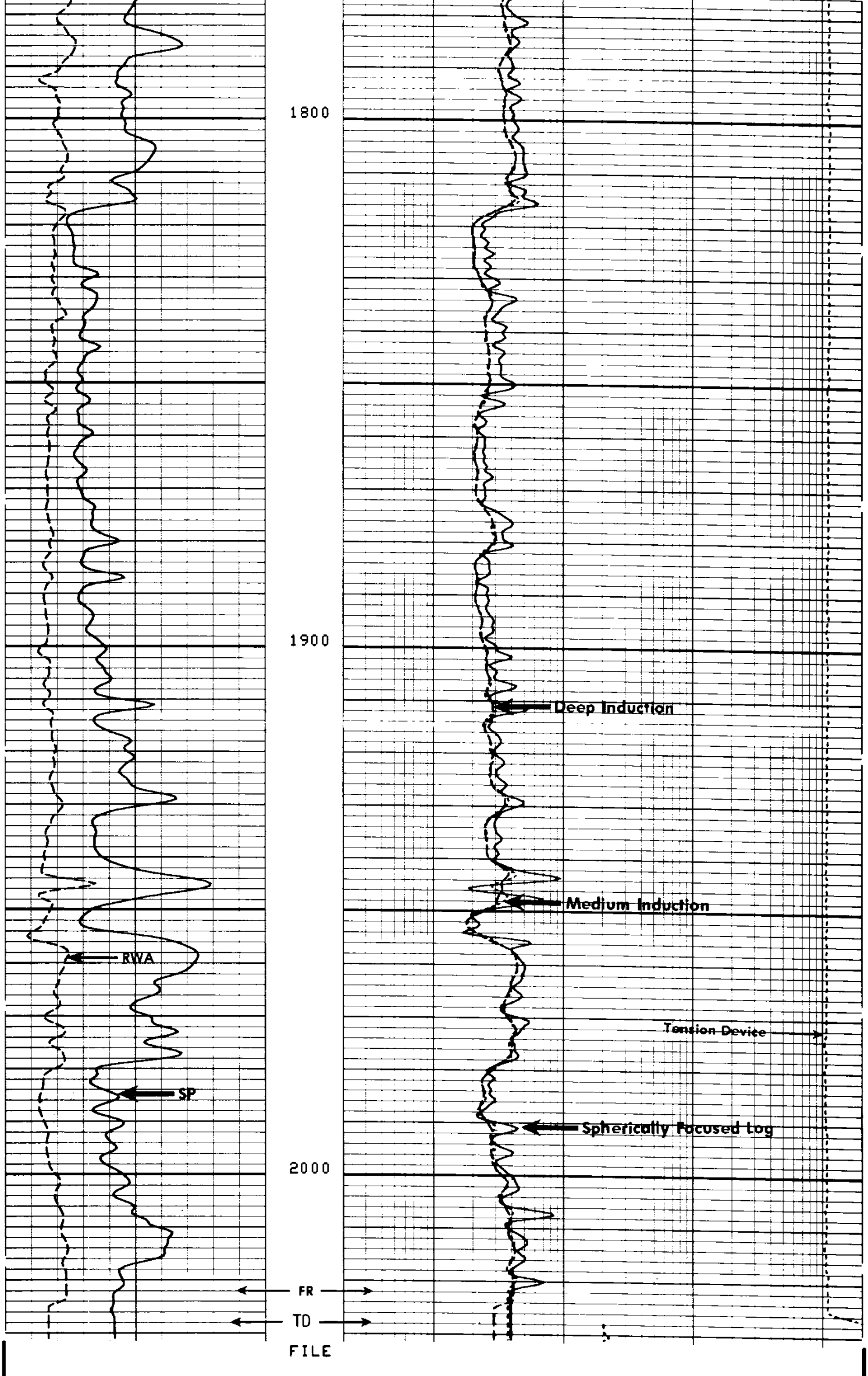

101

TENS(LB)
5000.0 0.0
ILD (OHMM)
0.2000 2000.0
RWA (OHMM)
0.0 3.0000
ILM (OHMM)
0.2000 2000.0
SP (MV)
-100.0 0.0
SFLU(OHMM)
0.2000 2000.0

SENSOR MEASURE POINT TO TENSION REFERENCE POINT

CBL	43.9	FEET	AMPL	43.9	FEET
TT3	40.2	FEET	TT4	39.2	FEET
TT1	42.9	FEET	TT2	43.9	FEET
CALI	31.8	FEET	SRAT	41.4	FEET
SFL	6.4	FEET	ILD	9.4	FEET
SP	2.5	FEET	ILM	5.8	FEET
TENS	.0	FEET	SPAR	2.5	FEET
NOIS	35.7	FEET			

PARAMETERS

NAME	VALUE	UNIT	NAME	VALUE	UNIT
DDEL	200	US	BS	7.87500	IN
DWCO	512		DSIN	5	US
DTM	55.6000	US/F	CDTS	100.000	
DSEC	6.30000	MMHO	DTF	189.000	US/F
MSEC	7.70000	MMHO	SBR	1.00000	OHMM
BHS	OPEN		FPHI	SPHI	
PP	NORM		DO	0.0	F

TAPE NOT MADE

TENS(LB)
5000.0 0.0
ILD (OHMM)
0.2000 2000.0
RWA (OHMM)
0.0 3.0000
ILM (OHMM)
0.2000 2000.0
SP (MV)
-100.0 0.0
SFLU(OHMM)
0.2000 2000.0

FILE
10

REPEAT SECTION

← LR →

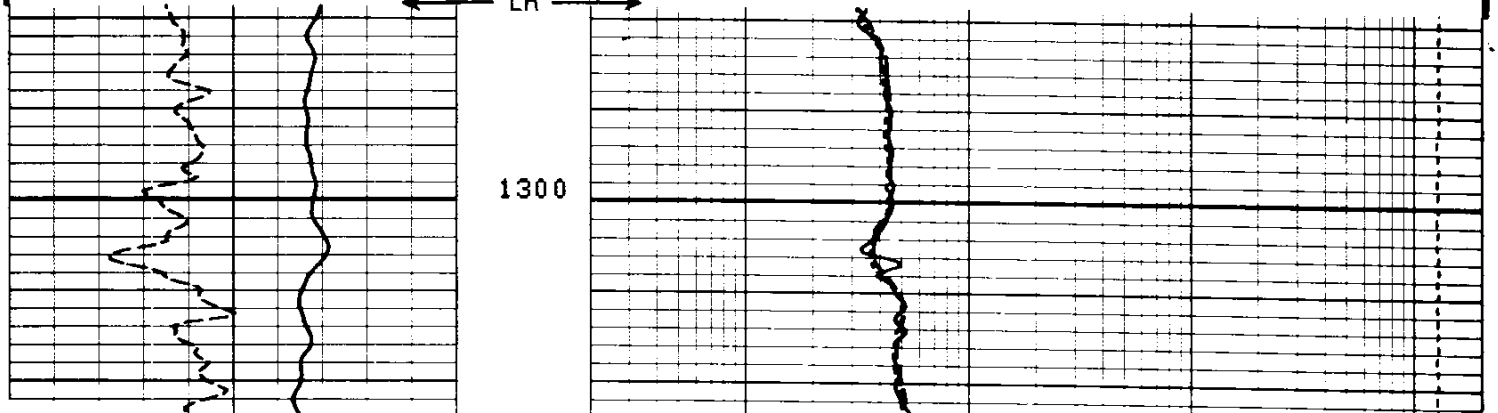

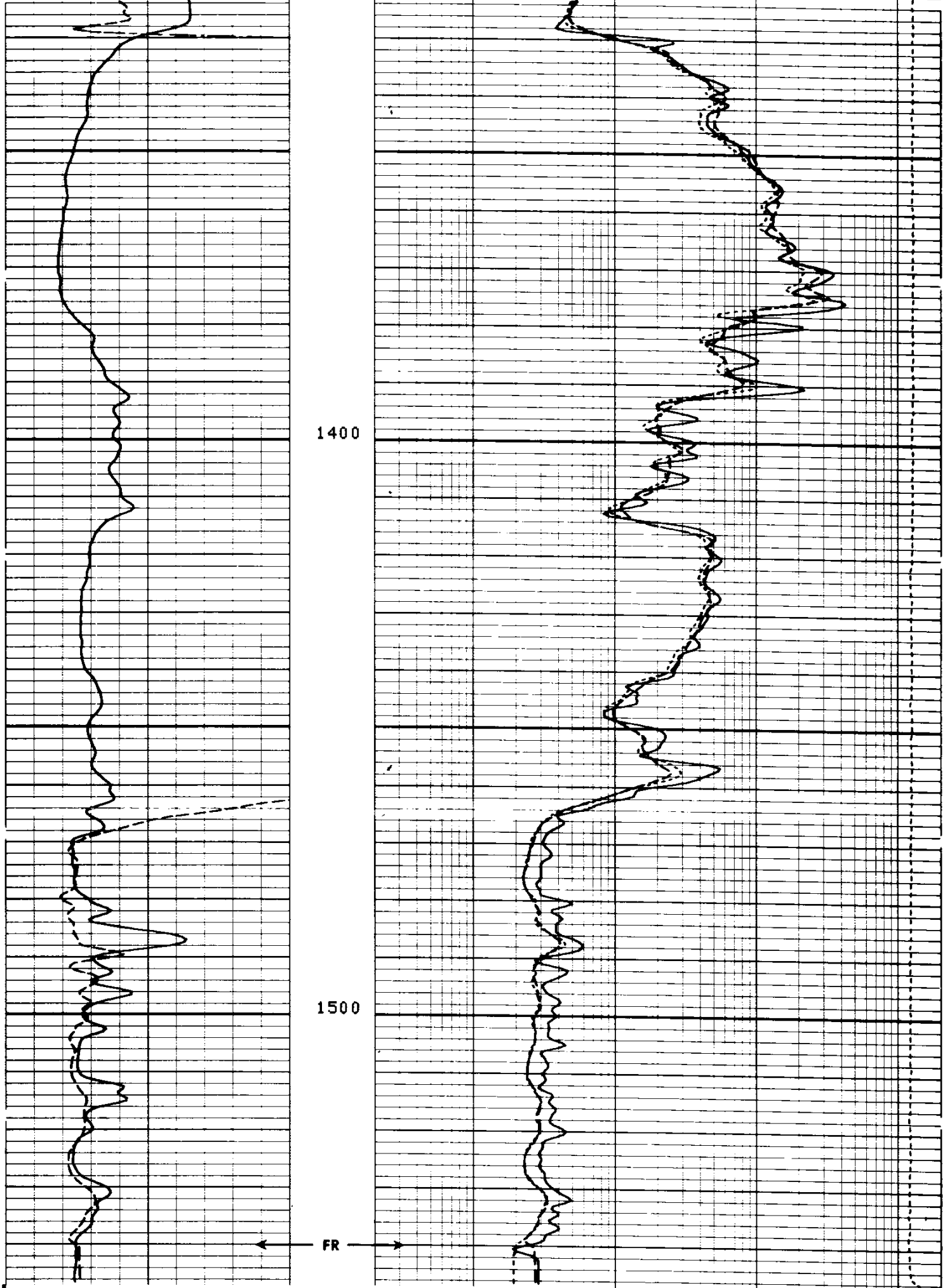

FILE
10

REPEAT SECTION

```
                                                                     TENS(LB  )
                                                             5000.0                 0.0
                                                           ILD (OHMM)
                                        0.2000
                                                                                 2000.0
        RWA (OHMM)                                         ILM (OHMM)
0.0               3.0000                0.2000
                                                                                 2000.0
        SP   (MV  )                                        SFLU(OHMM)
-100.0               0.0                0.2000                                   2000.0
```

```
               SENSOR MEASURE POINT TO TENSION REFERENCE POINT

         CBL   43.9  FEET                           AMPL  43.9  FEET
         TT3   40.2  FEET                           TT4   39.2  FEET
         TT1   42.9  FEET                           TT2   43.9  FEET
         CALI  31.8  FEET                           SRAT  41.4  FEET
         SFL    6.4  FEET                           ILD    9.4  FEET
         SP     2.5  FEET                           ILM    5.8  FEET
         TENS    .0  FEET                           SPAR   2.5  FEET
         NOIS  35.7  FEET
```

```
                                   PARAMETERS

         NAME  VALUE     UNIT                        NAME  VALUE     UNIT

         DDEL  200       US                          BS    7.87500   IN
         DWCO  512                                   DSIN  5         US
         DTM   55.6000   US/F                        CDTS  100.000
         DSEC  6.30000   MMHO                        DTF   189.000   US/F
         MSEC  7.70000   MMHO                        SBR   1.00000   OHMM
         BHS   OPEN                                  FPHI  SPHI
         PP    NORM                                  DO    0.0       F

                                 TAPE NOT MADE
```

```
                  BEFORE SURVEY CALIBRATION SUMMARY


      PERFORMED:      83/12/16
      PROGRAM FILE: ISN     (VERSION    24.2    83/03/29)


    DITD              ELECTRONICS CALIBRATION SUMMARY

                MEASURED                       CALIBRATED
              ZERO    PLUS                   ZERO     PLUS          UNITS
       ILD     0.1    545.3                   0.0     497.4          MMHO
       ILM     0.1    531.4                   0.0     498.6          MMHO
       SFL    -0.3    536.0                   0.0     500.0          MMHO

    ILD  SONDE ERROR CORRECTION :            6.3 MMHO
    ILM  SONDE ERROR CORRECTION :            7.7 MMHO


    MCDB              CALIPER CALIBRATION SUMMARY

                MEASURED                       CALIBRATED
              SMALL   LARGE                  SMALL    LARGE         UNITS
      CALI     6.1    12.6                    6.0     12.0           IN
                         FILE

                           2
```

```
                   AFTER SURVEY TOOL CHECK SUMMARY
```

```
    PERFORMED:      83/12/16
    PROGRAM FILE: ISN     (VERSION     24.2     83/03/29)


  DITD                        TOOL   CHECK

                         ZERO                                PLUS
                BEFORE             AFTER            BEFORE          AFTER        UNITS
     ILD          0.0               0.0             497.4           493.1        MMHO
     ILM          0.0               0.0             498.6           494.9        MMHO
     SFL          0.0               0.1             500.0           496.7        MMHO

  ILD   SONDE ERROR CORRECTION :          6.3 MMHO
  ILM   SONDE ERROR CORRECTION :          7.7 MMHO
                             FILE

                               12


                    SHOP SUMMARY


    PERFORMED:      83/12/12
    PROGRAM FILE: SHOP    (VERSION     24.2     83/03/29)


  DITD                  ELECTRONICS CALIBRATION SUMMARY

                     TEST LOOP CALIBRATION            TOOL CHECK
                 MEASURED            CALIBRATED          CALIBRATED
              ZERO      PLUS       ZERO       PLUS       ZERO       PLUS     UNITS
     ILD     -5.9      541.7       0.0       500.0       0.0       497.7    MMHO
     ILM     -8.3      525.8       0.0       500.0       0.0       498.7    MMHO
  ILD   SONDE ERROR CORRECTION :          6.3 MMHO
  ILM   SONDE ERROR CORRECTION :          7.7 MMHO

                              (IS:1342, IC:1359)
                             FILE

                               1
```

CALIBRATION RECORD

COMPANY REICHHOLD ENERGY CORP.

WELL COLUMBIA COUNTY #23-22

FIELD MIST

COUNTY COLUMBIA STATE OREGON

SCHL. FR 2022.0

SCHL. TD 2028.0

DRLR. TD 2028.0

Elev: KB 577.2

DF N/A

GL 565.8