Schlumberger

5" DIPMETER

CSU

COMPANY: REICHHOLD ENERGY CORPORATION

WELL: "COLUMBIA COUNTY" #33-8

FIELD: MIST NEHALEM BASIN
COUNTY: COLUMBIA
STATE: OREGON
NATION: U.S.A.
LOCATION: S88D41'W 2176.14',S1D18'E
469.86' FR E 1/4 CNR
SEC: 33 TWP: 6N RGE: 5W

OTHER SERVICES-
DIL-BHC

PERMANENT DATUM: GL
ELEV. OF PERM. DATUM: 733.4 '
LOG MEASURED FROM: KB
11.4 ' ABOVE PERM. DATUM
DRLG. MEASURED FROM: KB

ELEVATIONS-
KB: 744.8 '
DF: 743.8 '
GL: 733.4 '

PROGRAM
TAPE NO:
24.2
SERVICE
ORDER NO:
432440

DATE: 11 MAY 85
RUN NO: 1

DEPTH-DRILLER: 3612.0 '
DEPTH-LOGGER: 3609.0 '
BTM. LOG INTERVAL: 3607.0 '
TOP LOG INTERVAL: 436.0 '

CASING-DRILLER: 436 '
CASING-LOGGER: 436 '
CASING: 9 5/8"

BIT SIZE: 7 7/8"
DEPTH: 3612 '

RECEIVED - PTLD
JUL 11 1985
DEPT. OF GEOLOGY
& MINERAL INDUS

TYPE FLUID IN HOLE: GEL/LIGNO
DENSITY: 10.3 LB/G
VISCOSITY: 67.0 S
PH: 9.5
FLUID LOSS: 5.9 C3
SOURCE OF SAMPLE: MUDPIT
RM: 2.550 OHMM AT 62.0 DEGF
RMF: 2.620 OHMM AT 50.0 DEGF
RMC: 2.960 OHMM AT 50.0 DEGF
SOURCE RMF/RMC: MEASURED/MEASURED
RM AT BHT: 1.644 OHMM AT 100. DEGF
RMF AT BHT: 1.395 OHMM AT 100. DEGF
RMC AT BHT: 1.576 OHMM AT 100. DEGF

TIME CIRC. STOPPED: 22:00 5-11
TIME LOGGER ON BTM.: 05:40 5-12

MAX. REC. TEMP:	100.0 DEGF
LOGGING UNIT NO:	8128
LOGGING UNIT LOC:	SACRAMENTO
RECORDED BY:	PILCH
WITNESSED BY:	THOMAS

REMARKS:

700 PPM CHLORIDES
72 DEGREE MECHANICAL UNIT

EQUIPMENT NUMBERS-

HDS-D 1954 HDM-MB 725 HDE-F 787 DAM-A 823

ALL INTERPRETATIONS ARE OPINIONS BASED ON INFERENCES FROM ELECTRICAL OR OTHER MEASUREMENTS AND WE CANNOT, AND DO NOT GUARANTEE THE ACCURACY OR CORRECTNESS OF ANY INTERPRETATIONS, AND WE SHALL NOT, EXCEPT IN THE CASE OF GROSS OR WILLFUL NEGLIGENCE ON OUR PART, BE LIABLE OR RESPONSIBLE FOR ANY LOSS, COSTS, DAMAGES OR EXPENSES INCURRED OR SUSTAINED BY ANYONE RESULTING FROM ANY INTERPRETATION MADE BY ANY OF OUR OFFICERS, AGENTS OR EMPLOYEES. THESE INTERPRETATIONS ARE ALSO SUBJECT TO OUR GENERAL TERMS AND CONDITIONS AS SET OUT IN OUR CURRENT PRICE SCHEDULE.

FILE

4

CHANGED PARAMETERS

NAME	VALUE	UNIT	DEPTH (F)	NAME	VALUE	UNIT	DEPTH (F)

DEVI(DEG)
-1.000 9.0000
RB (DEG)
-40.00 360.00
AZIM(DEG)
-40.00 360.00

TENS(LB)
20000. 0.0
C2 (IN)
26.000 6.0000
C1 (IN)
26.000 6.0000

FILE

2

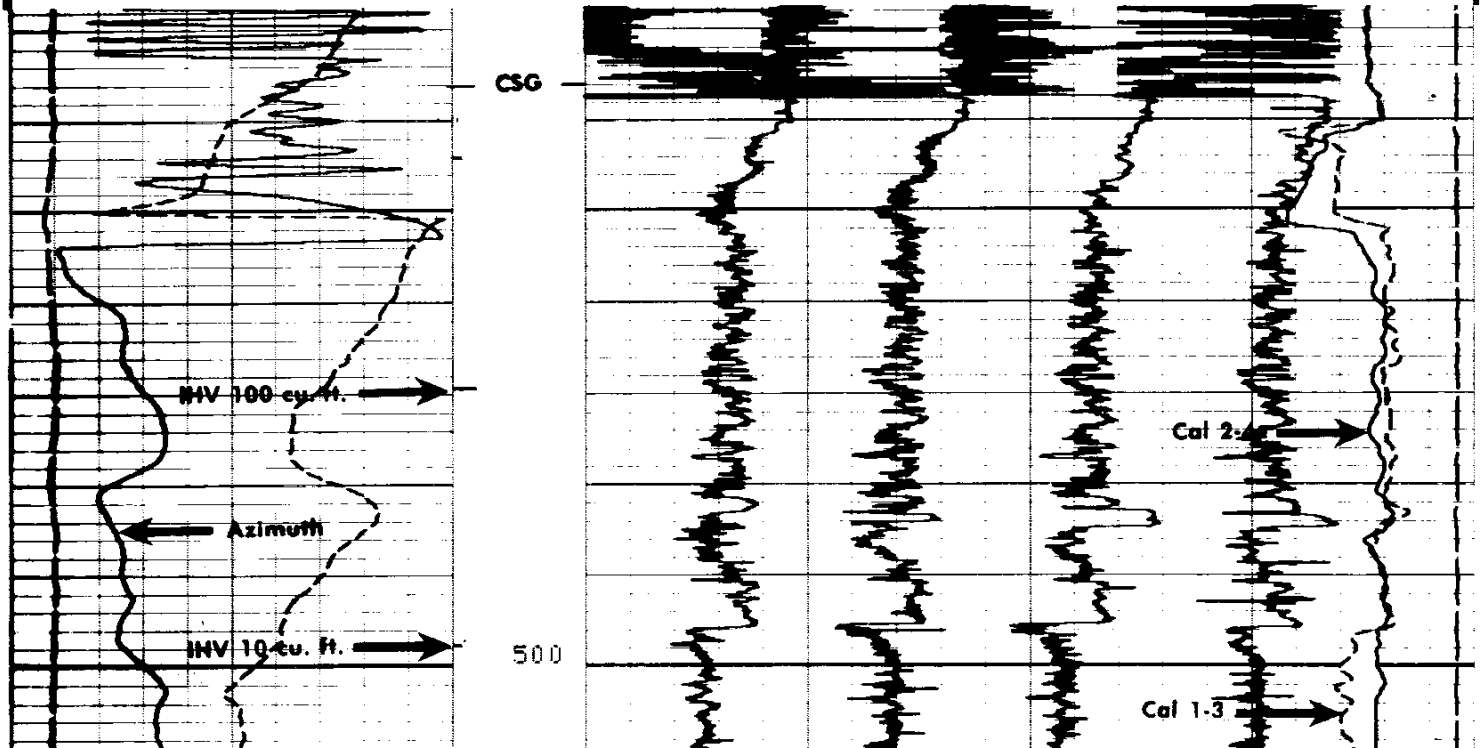

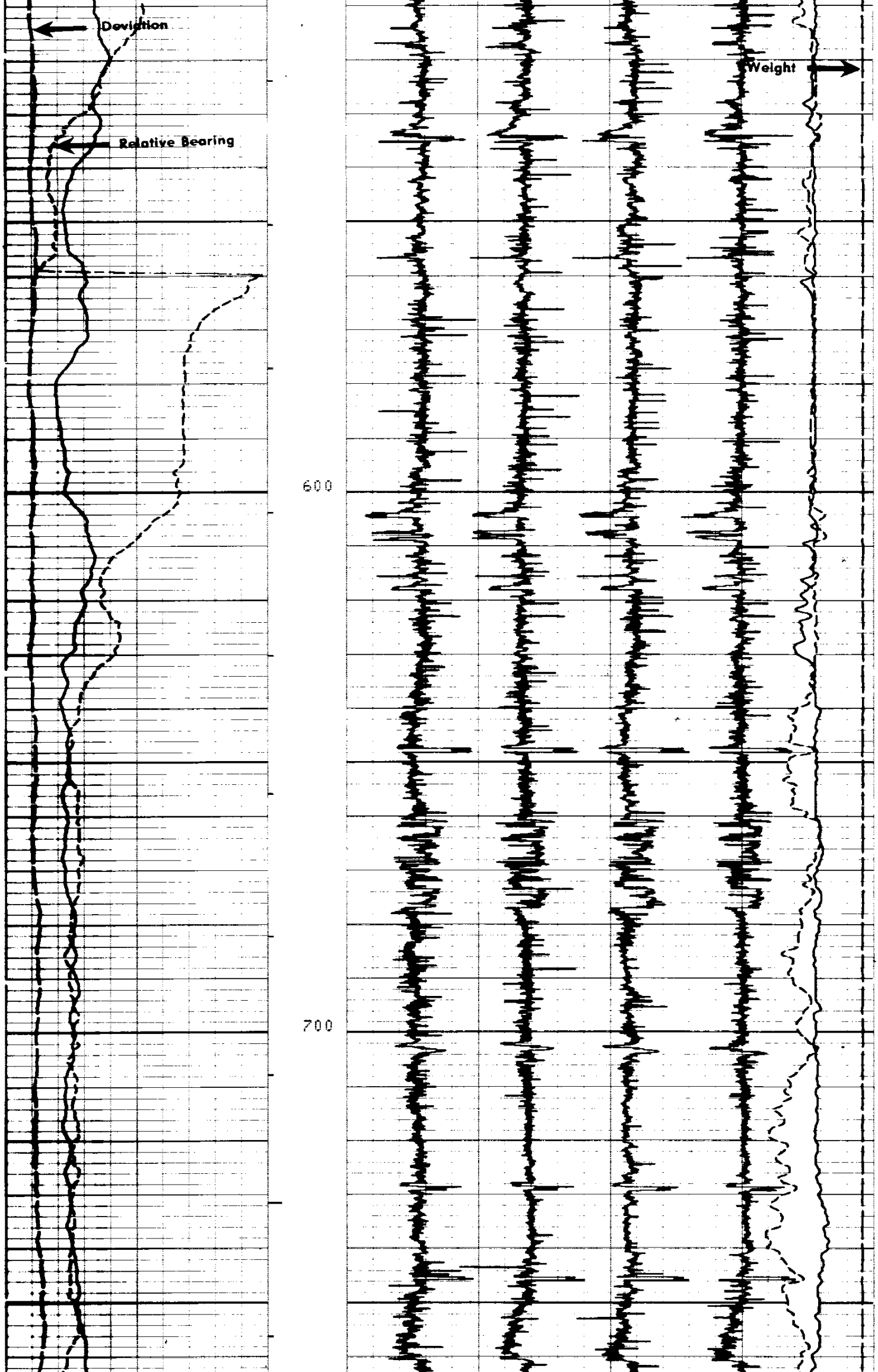

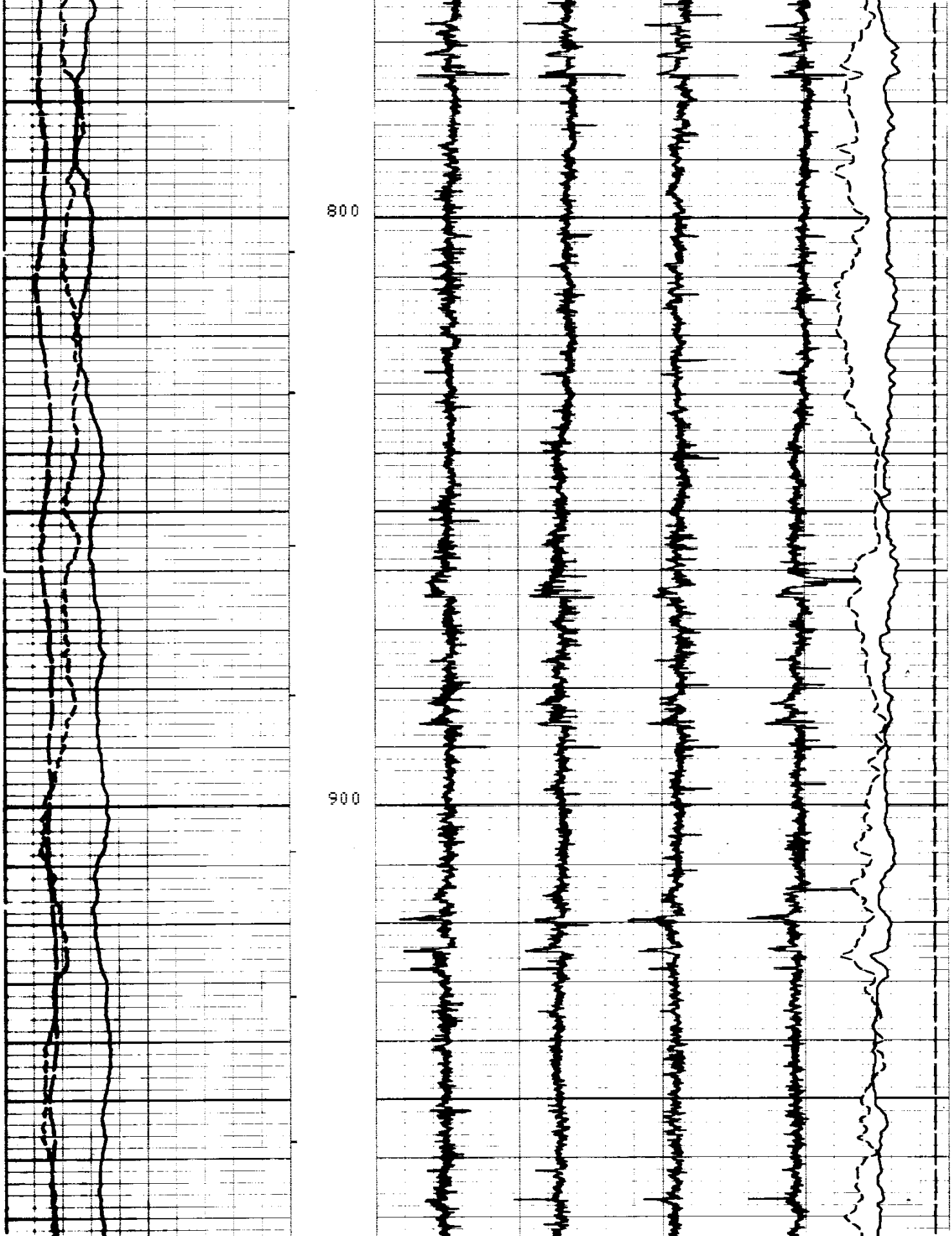

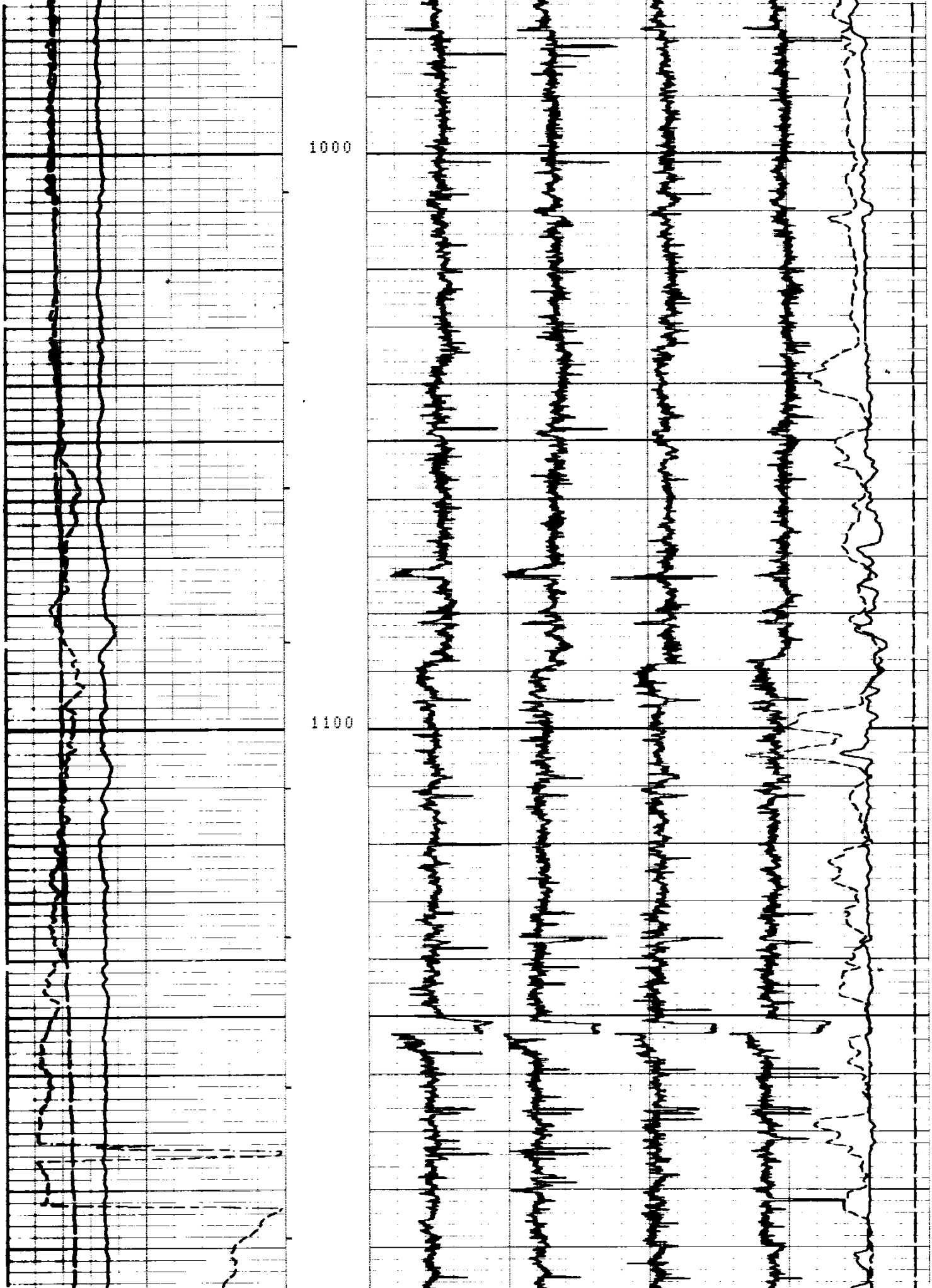

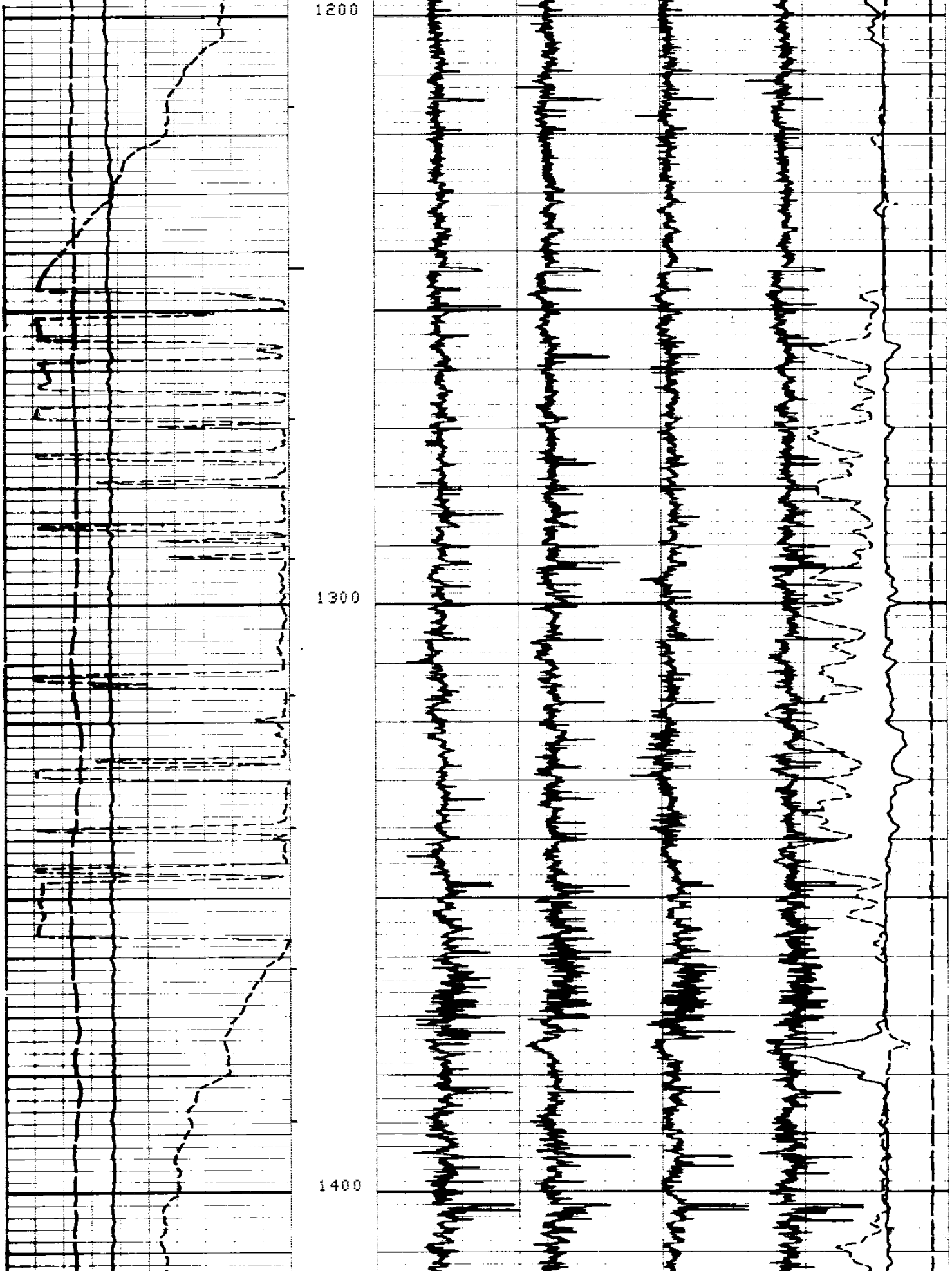

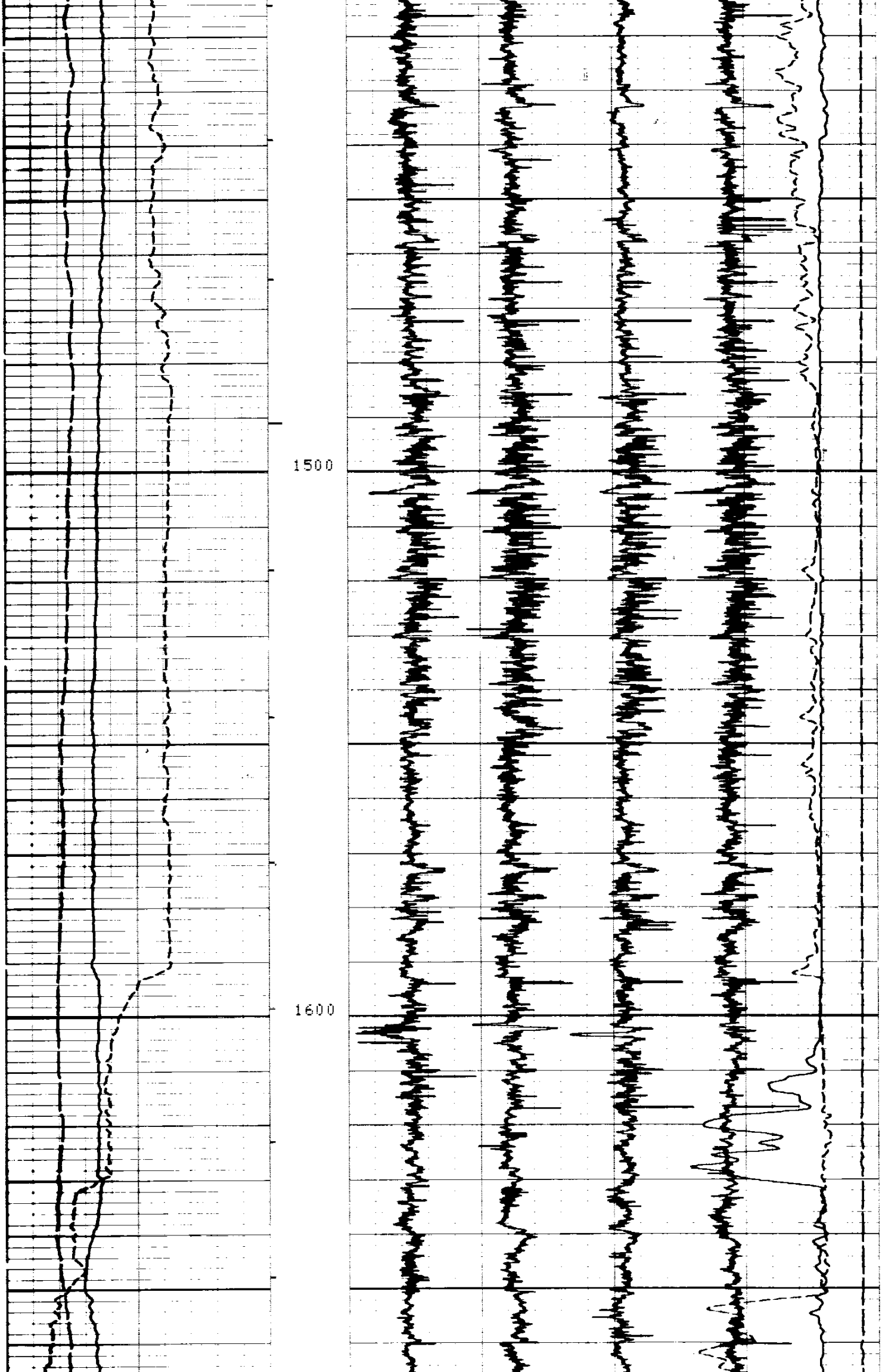

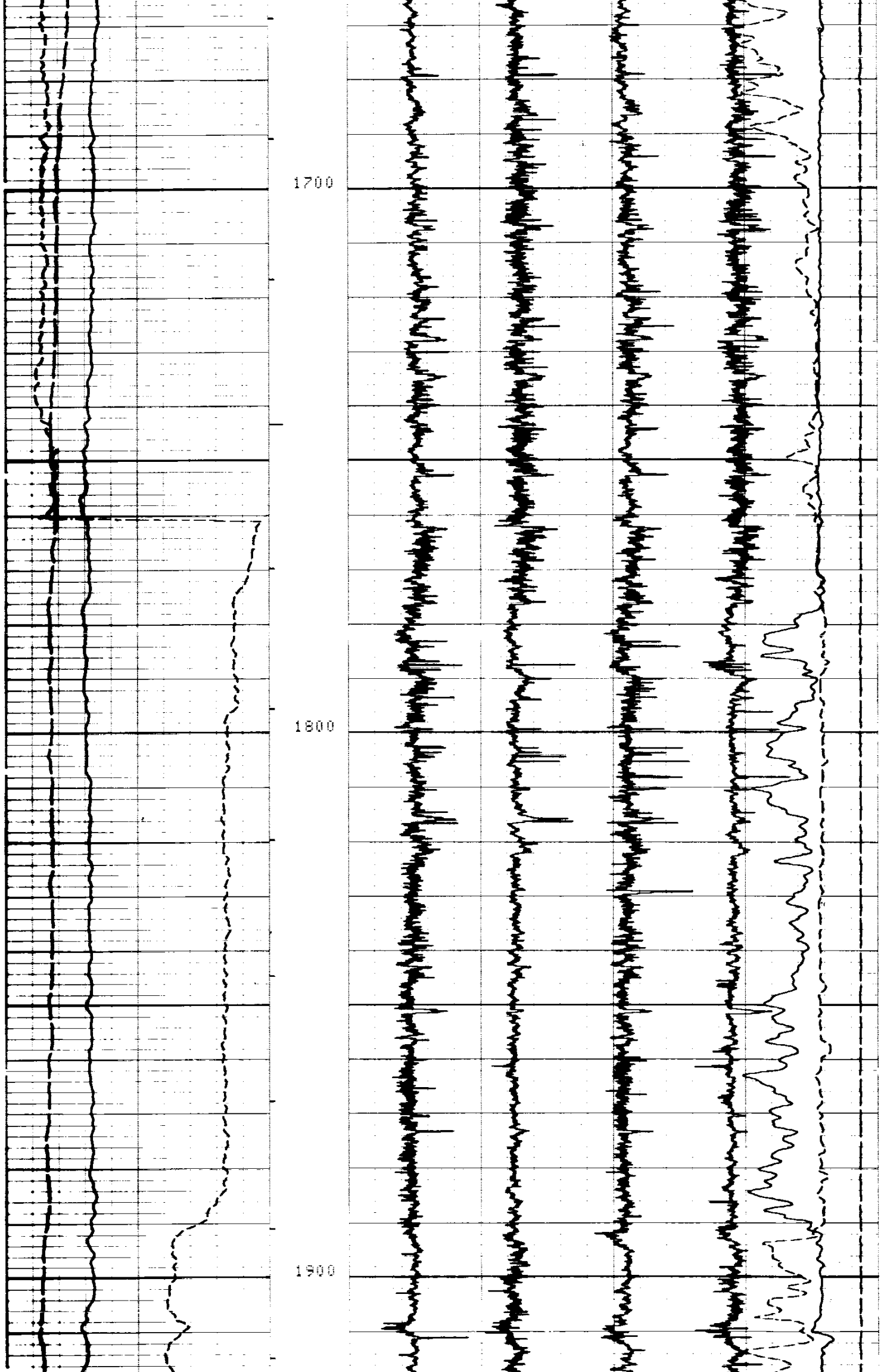

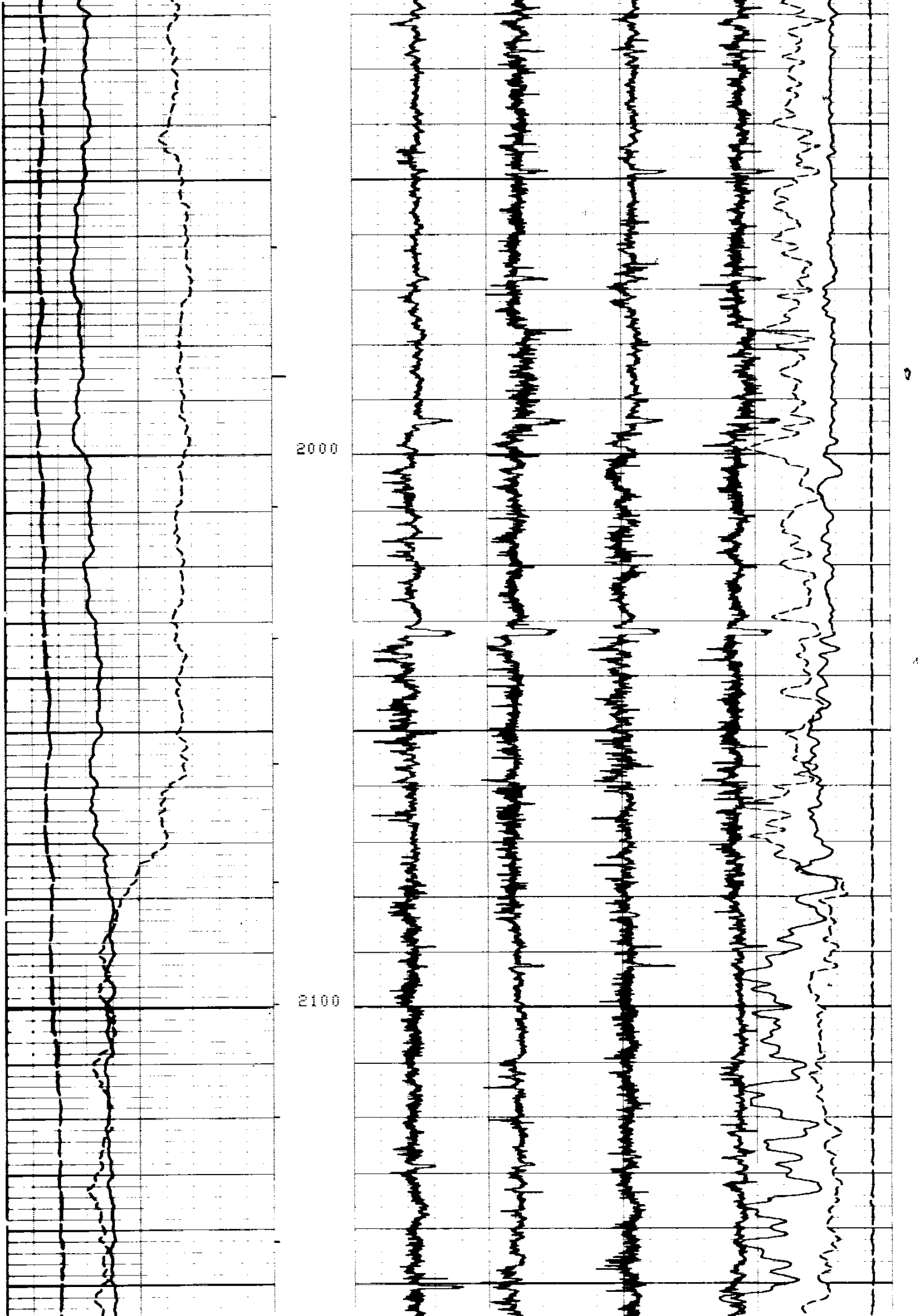

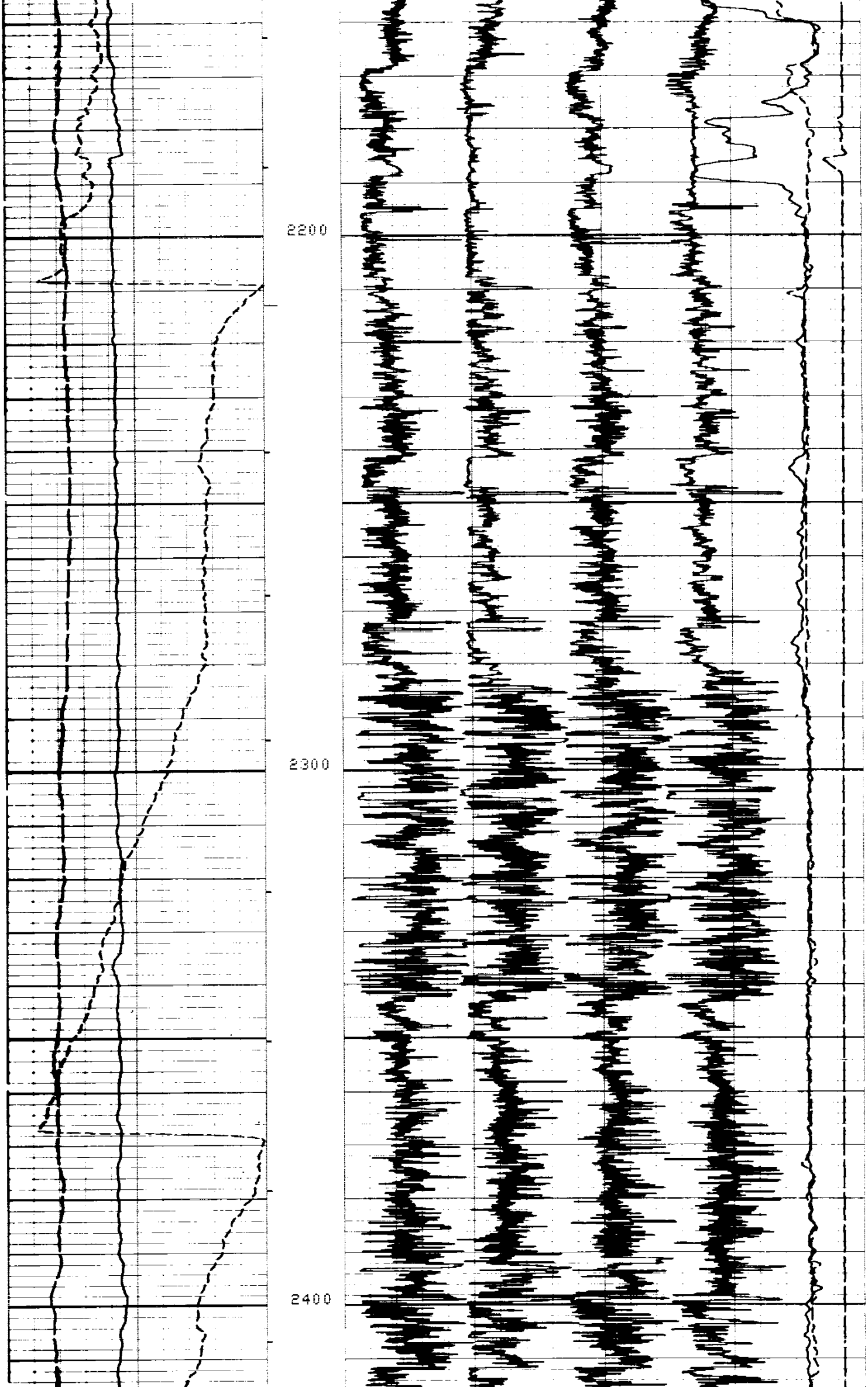

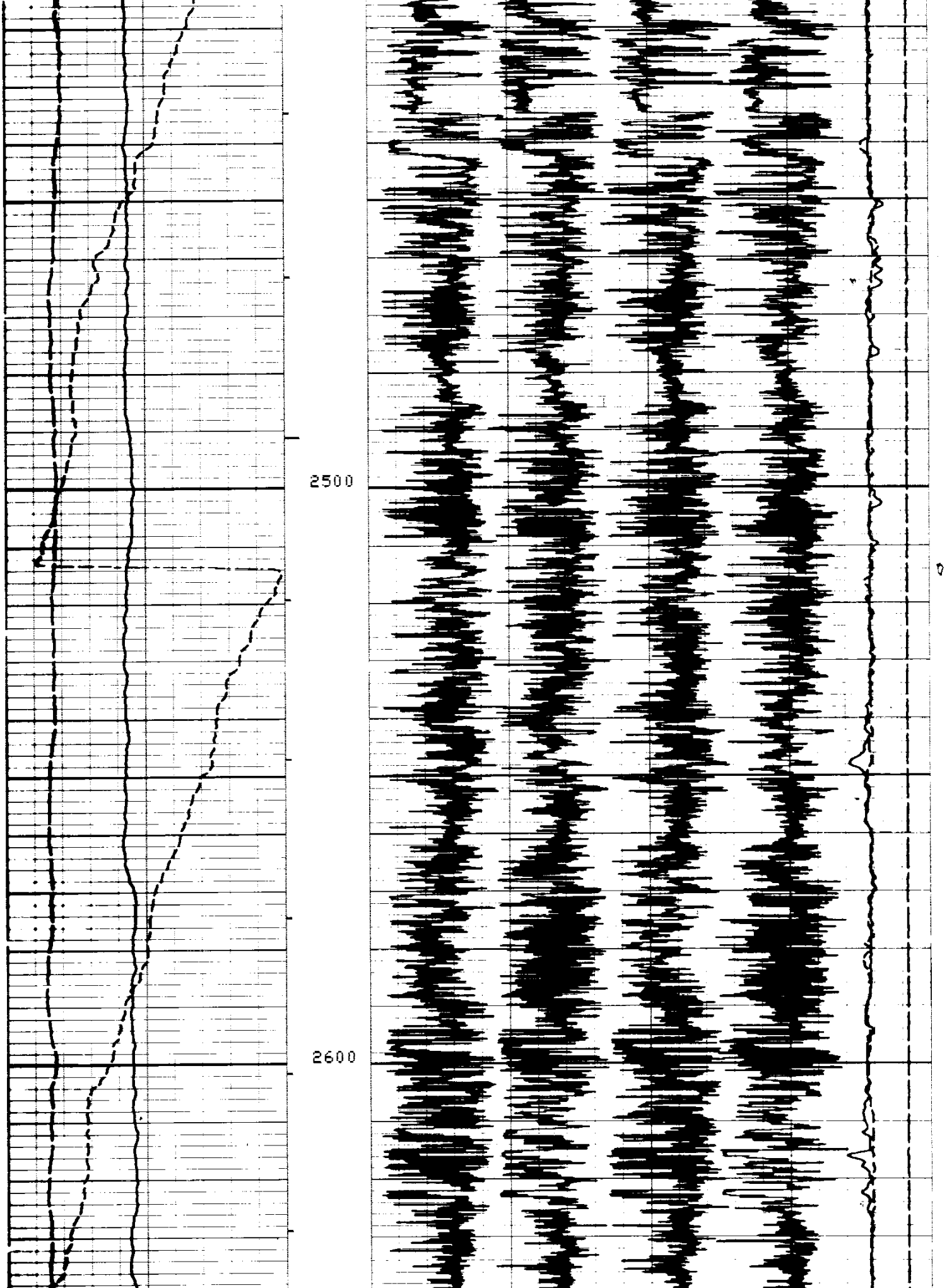

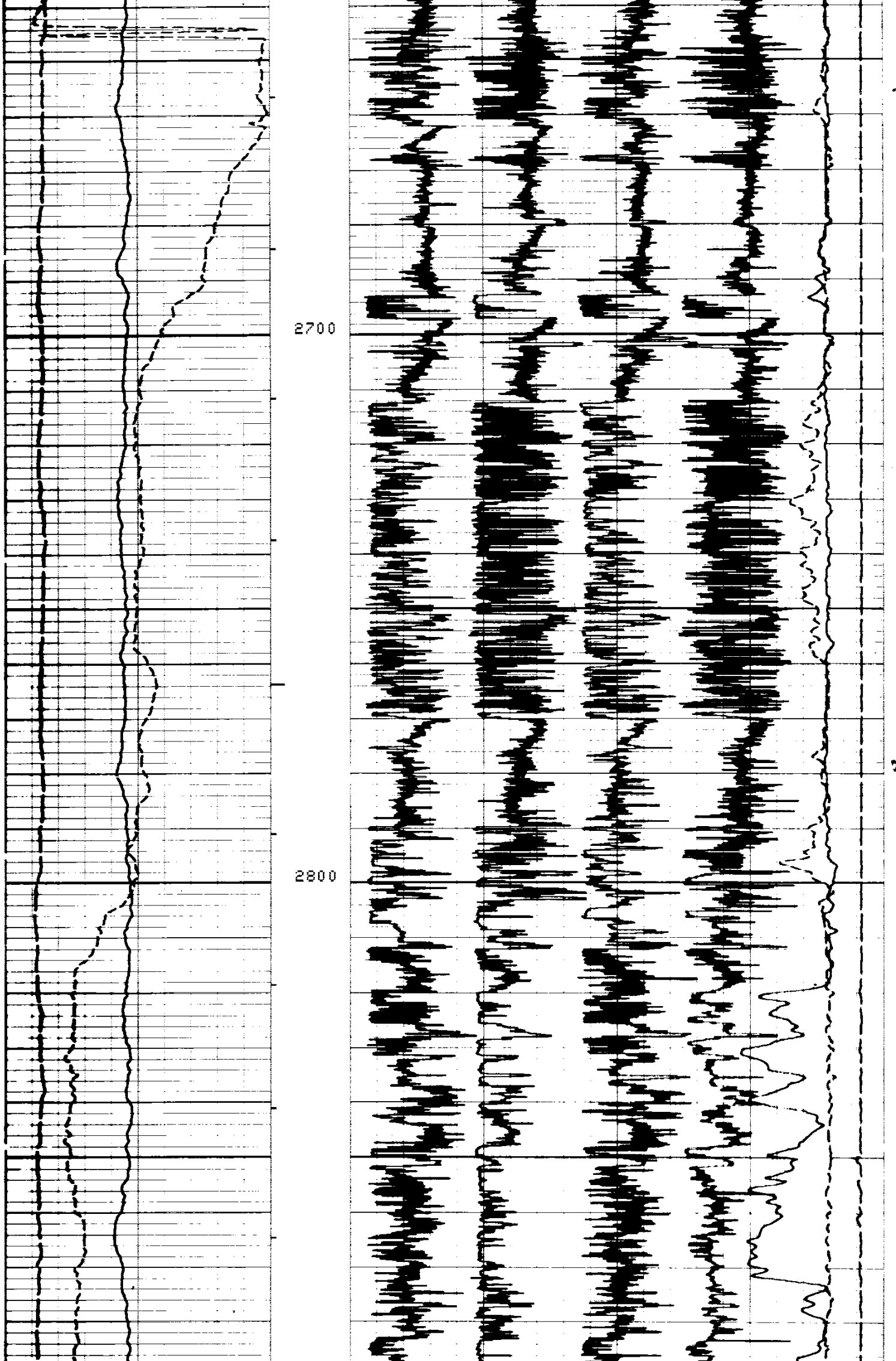

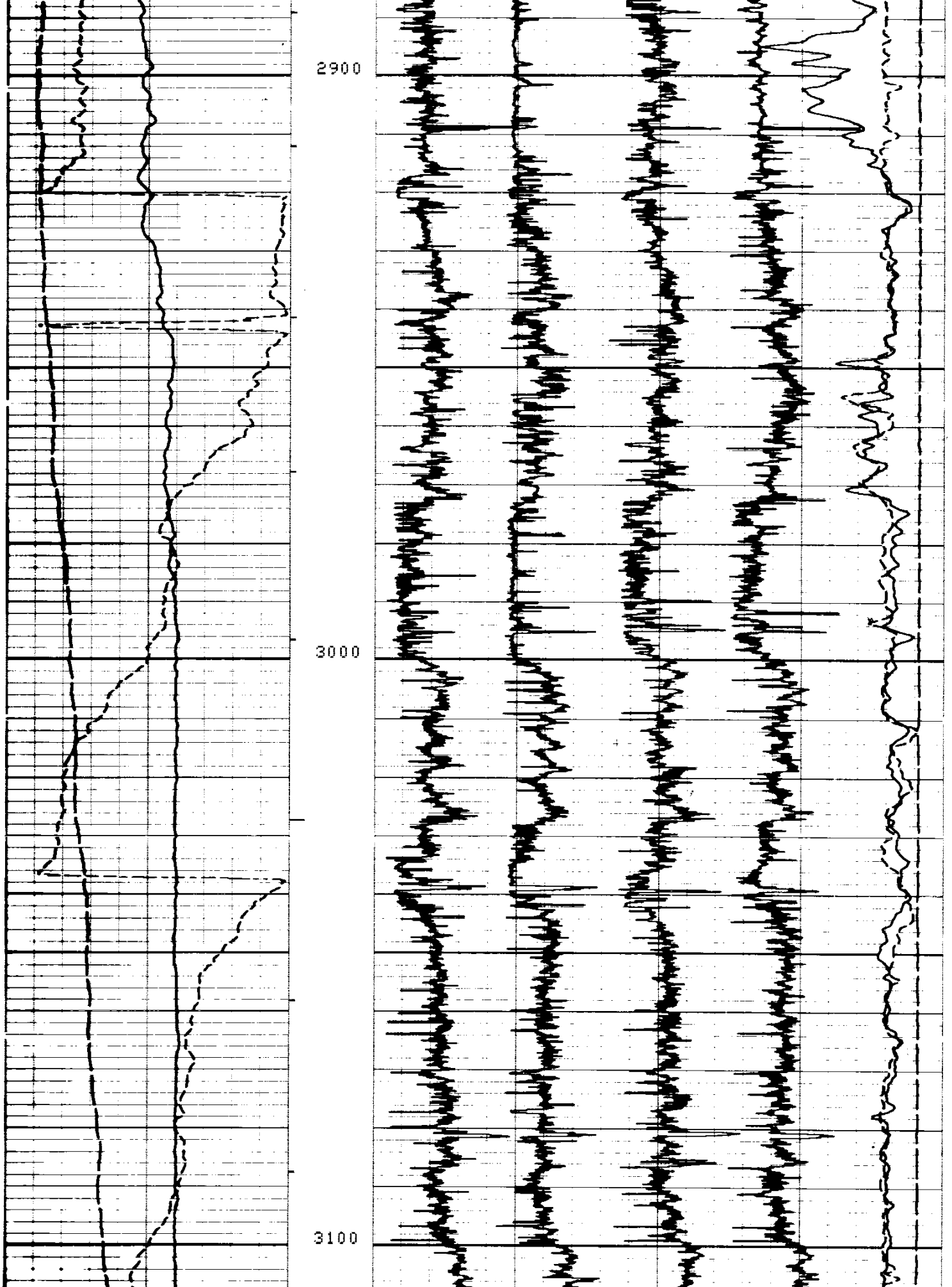

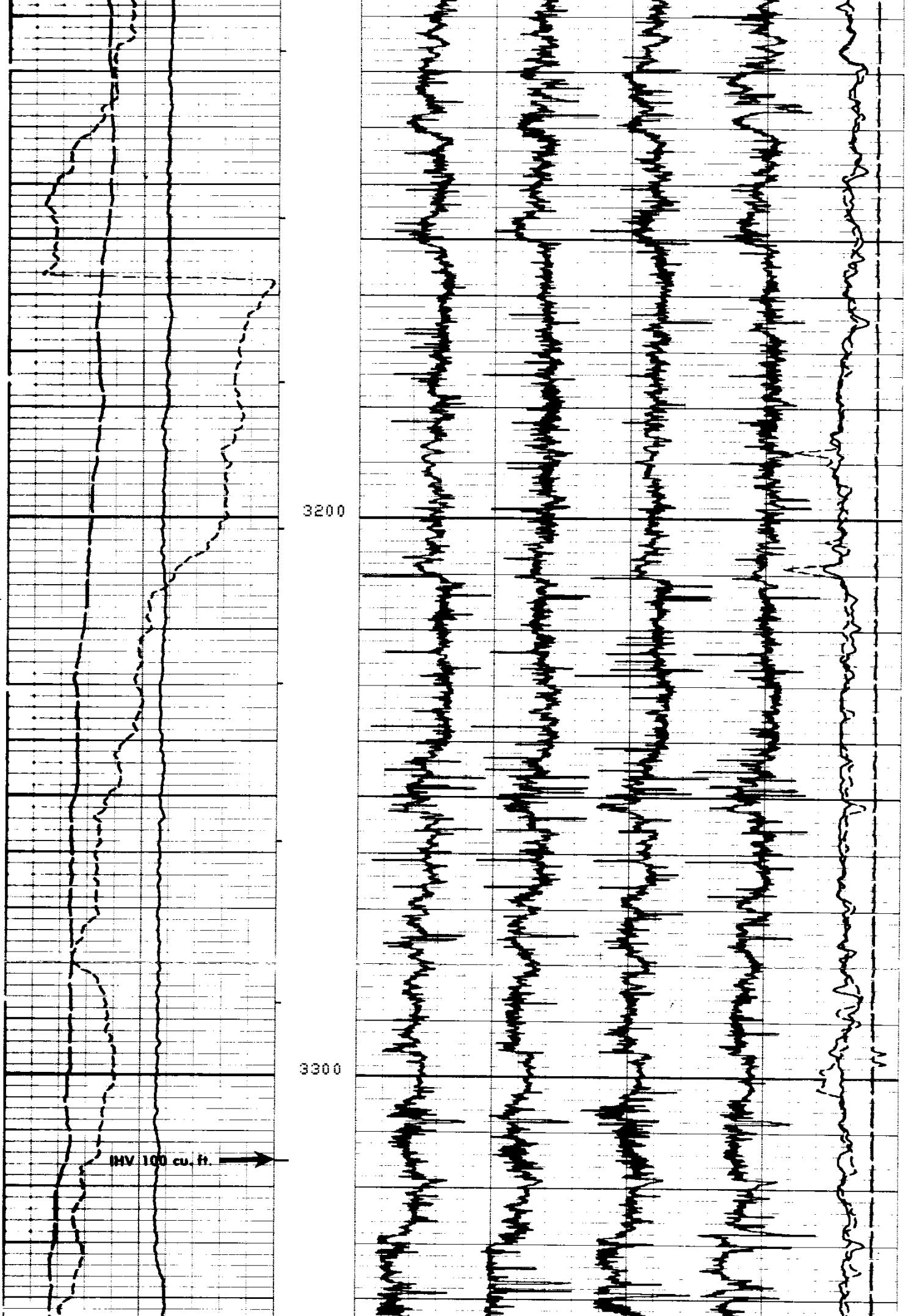

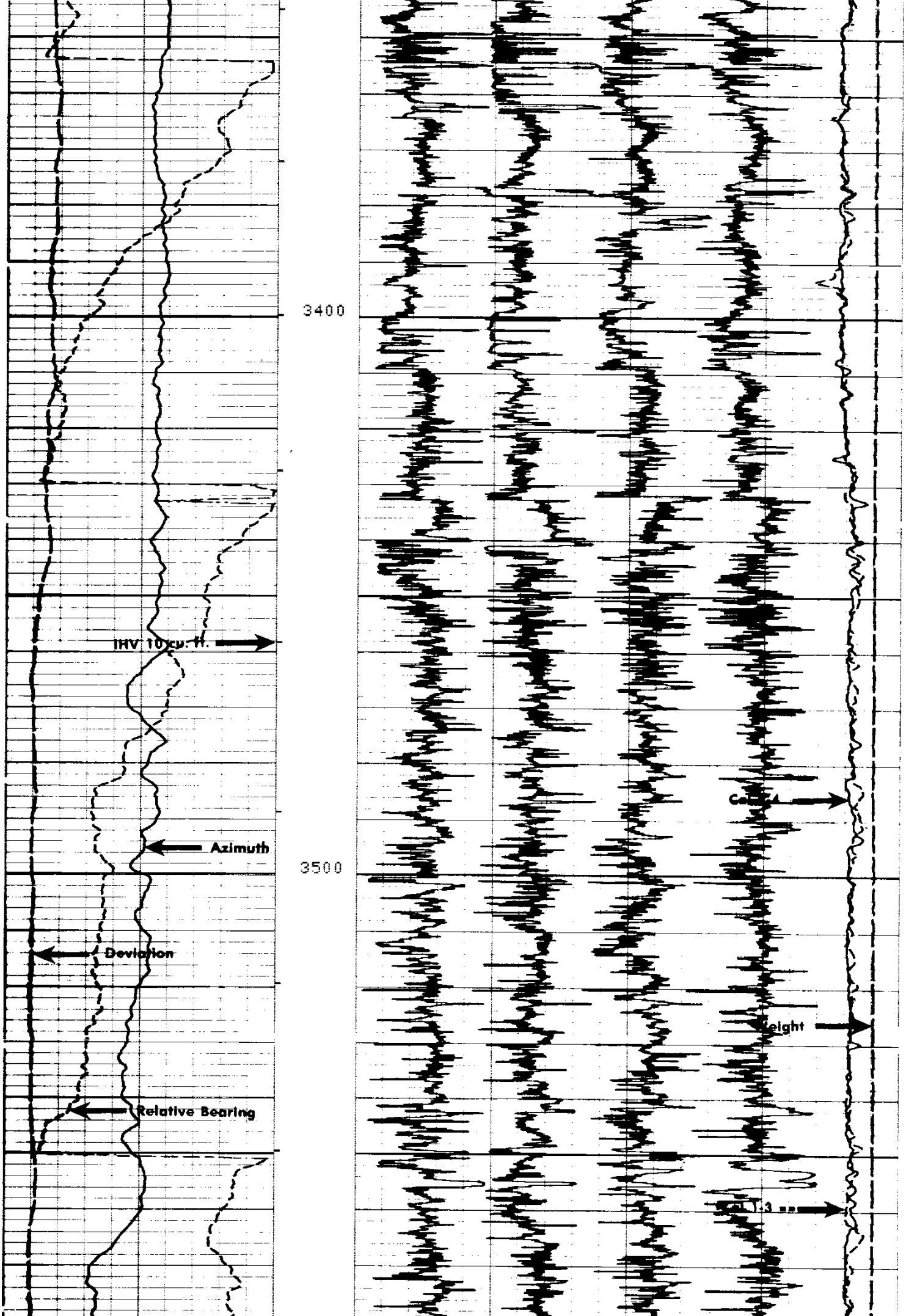

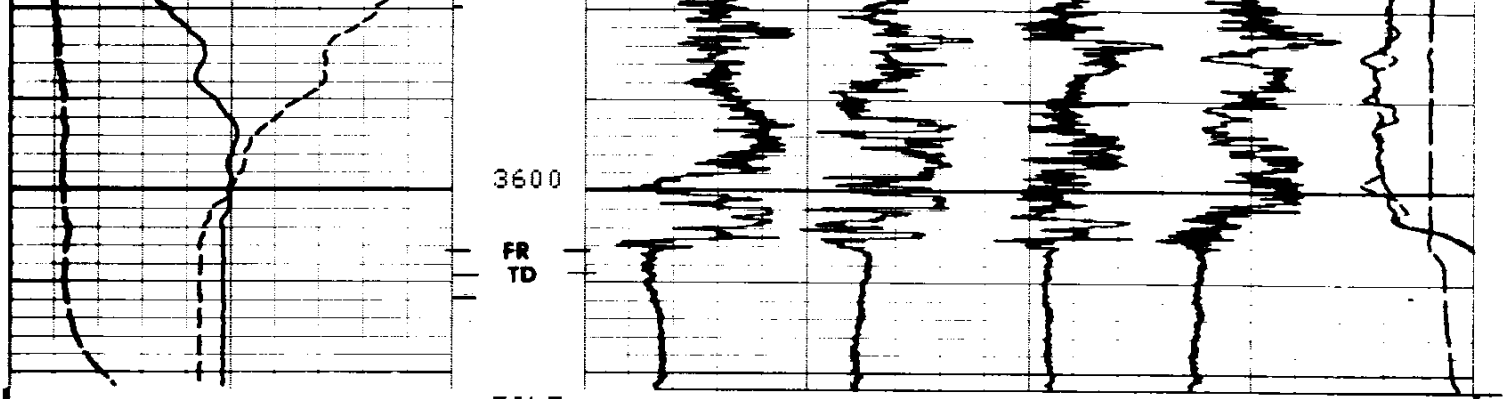

FILE

2

DEVI(DEG)	-1.000	9.0000
RB (DEG)	-40.00	360.00
AZIM(DEG)	-40.00	360.00
TENS(LB)	20000.	0.0
C2 (IN)	26.000	6.0000
C1 (IN)	26.000	6.0000

SENSOR MEASURE POINT TO TENSION REFERENCE POINT

RB	.0	FEET	AZIM	.0	FEET
FEP1	.0	FEET	DEVI	.0	FEET
REFE	.0	FEET	FEP2	.0	FEET
EMEX	.0	FEET	RC	.0	FEET
C2	.0	FEET	C1	.0	FEET
RC2	.0	FEET	RC1	.0	FEET
TEMP	.0	FEET	PP	.0	FEET
FC0	.0	FEET	TENS	.0	FEET
FC2	.0	FEET	FC1	.0	FEET
FC4	.0	FEET	FC3	.0	FEET
SHDT	.0	FEET			

PARAMETERS

NAME	VALUE	UNIT	NAME	VALUE	UNIT
PVUM	1.00000		BS	7.87500	IN
STYP	HDSD		MCT	72	DEG
DO	0.0	F	BHS	OPEN	

CHANGED PARAMETERS

NAME	VALUE	UNIT	DEPTH (F)	NAME	VALUE	UNIT	DEPTH (F)

DEVI(DEG)	-1.000	9.0000
RB (DEG)	-40.00	360.00
AZIM(DEG)	-40.00	360.00
TENS(LB)	20000.	0.0
C2 (IN)	26.000	6.0000
C1 (IN)	26.000	6.0000

FILE 1

REPEAT SECTION

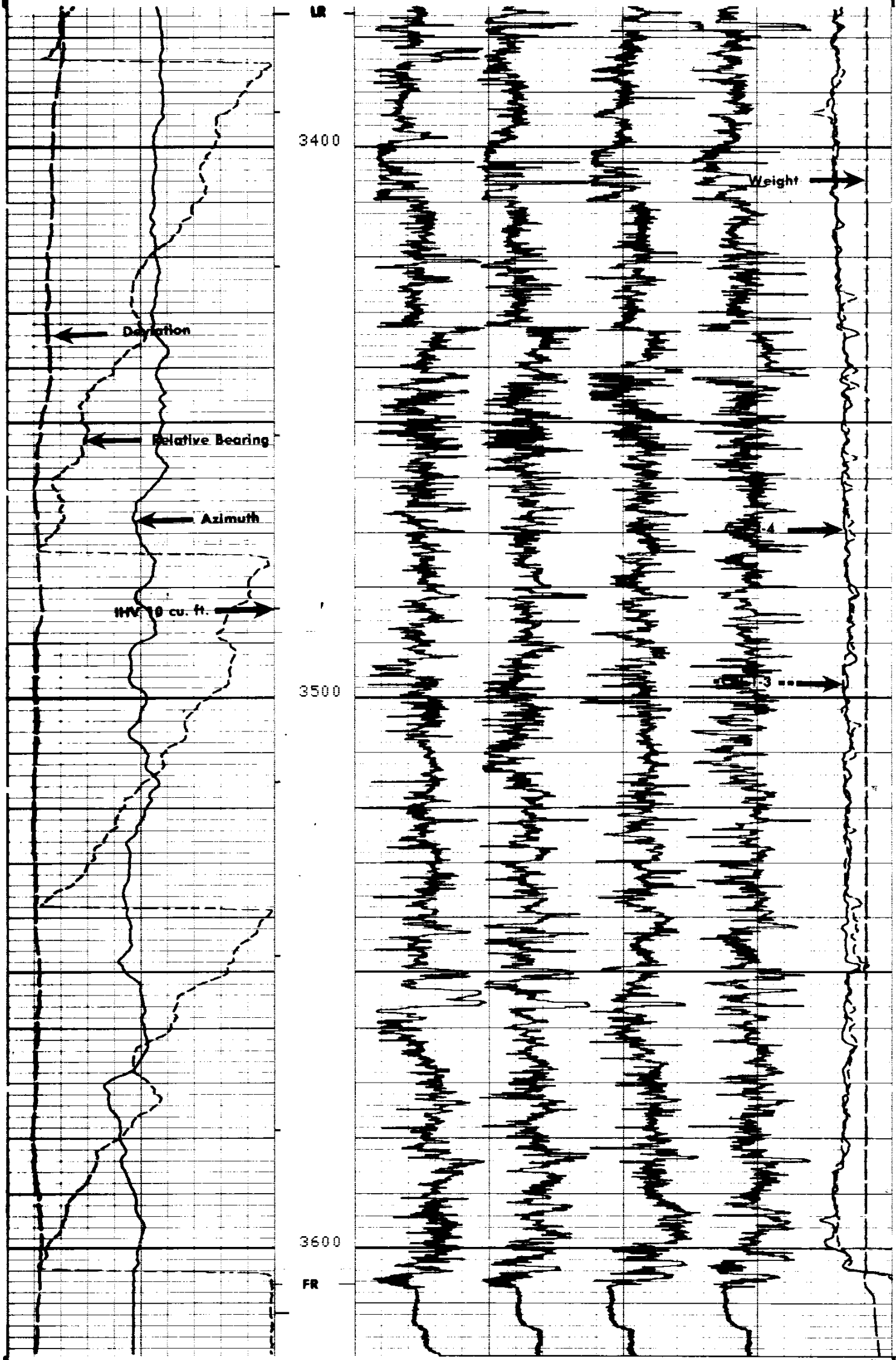

FILE

1

DEVI(DEG)		TENS(LB)	
-1.000	9.0000	20000.	0.0
RB (DEG)		**C2 (IN)**	
-40.00	360.00	26.000	6.0000
AZIM(DEG)		**C1 (IN)**	
-40.00	360.00	26.000	6.0000

SENSOR MEASURE POINT TO TENSION REFERENCE POINT

RB	.0	FEET	AZIM	.0	FEET
FEP1	.0	FEET	DEVI	.0	FEET
REFE	.0	FEET	FEP2	.0	FEET
EMEX	.0	FEET	RC	.0	FEET
C2	.0	FEET	C1	.0	FEET
RC2	.0	FEET	RC1	.0	FEET
TEMP	.0	FEET	PP	.0	FEET
FC0	.0	FEET	TENS	.0	FEET
FC2	.0	FEET	FC1	.0	FEET
FC4	.0	FEET	FC3	.0	FEET
SHDT	.0	FEET			

PARAMETERS

NAME	VALUE	UNIT	NAME	VALUE	UNIT
PVUM	1.00000		BS	7.87500	IN
STYP	HDSD		MCT	72	DEG
DO	0.0	F	BHS	OPEN	

DEVI(DEG)		TENS(LB)	
-1.000	9.0000	20000.	0.0
RB (DEG)		**C2 (IN)**	
-40.00	360.00	26.000	6.0000
AZIM(DEG)		**C1 (IN)**	
-40.00	360.00	26.000	6.0000

FILE CSG.

0



FILE

0

DEVI(DEG)		TENS(LB)	
-1.000	9.0000	20000.	0.0
RB (DEG)		C2 (IN)	
-40.00	360.00	26.000	6.0000
AZIM(DEG)		C1 (IN)	
-40.00	360.00	26.000	6.0000

SENSOR MEASURE POINT TO TENSION REFERENCE POINT

RB	.0	FEET	AZIM	.0	FEET
FEP1	.0	FEET	DEVI	.0	FEET
REFE	.0	FEET	FEP2	.0	FEET
EMEX	.0	FEET	RC	.0	FEET
C2	.0	FEET	C1	.0	FEET
RC2	.0	FEET	RC1	.0	FEET
TEMP	.0	FEET	PP	.0	FEET
FC0	.0	FEET	TENS	.0	FEET
FC2	.0	FEET	FC1	.0	FEET
FC4	.0	FEET	FC3	.0	FEET
SHDT	.0	FEET			

PARAMETERS

NAME	VALUE	UNIT	NAME	VALUE	UNIT
PVUM	1.00000		BS	7.87500	IN
STYP	HDSD		MCT	72	DEG
DO	0.0	F	BHS	OPEN	

DEVI(DEG)		TENS(LB)	
-1.000	9.0000	20000.	0.0
RB (DEG)		C2 (IN)	
-40.00	360.00	26.000	6.0000
AZIM(DEG)		C1 (IN)	
-40.00	360.00	26.000	6.0000

FILE

0



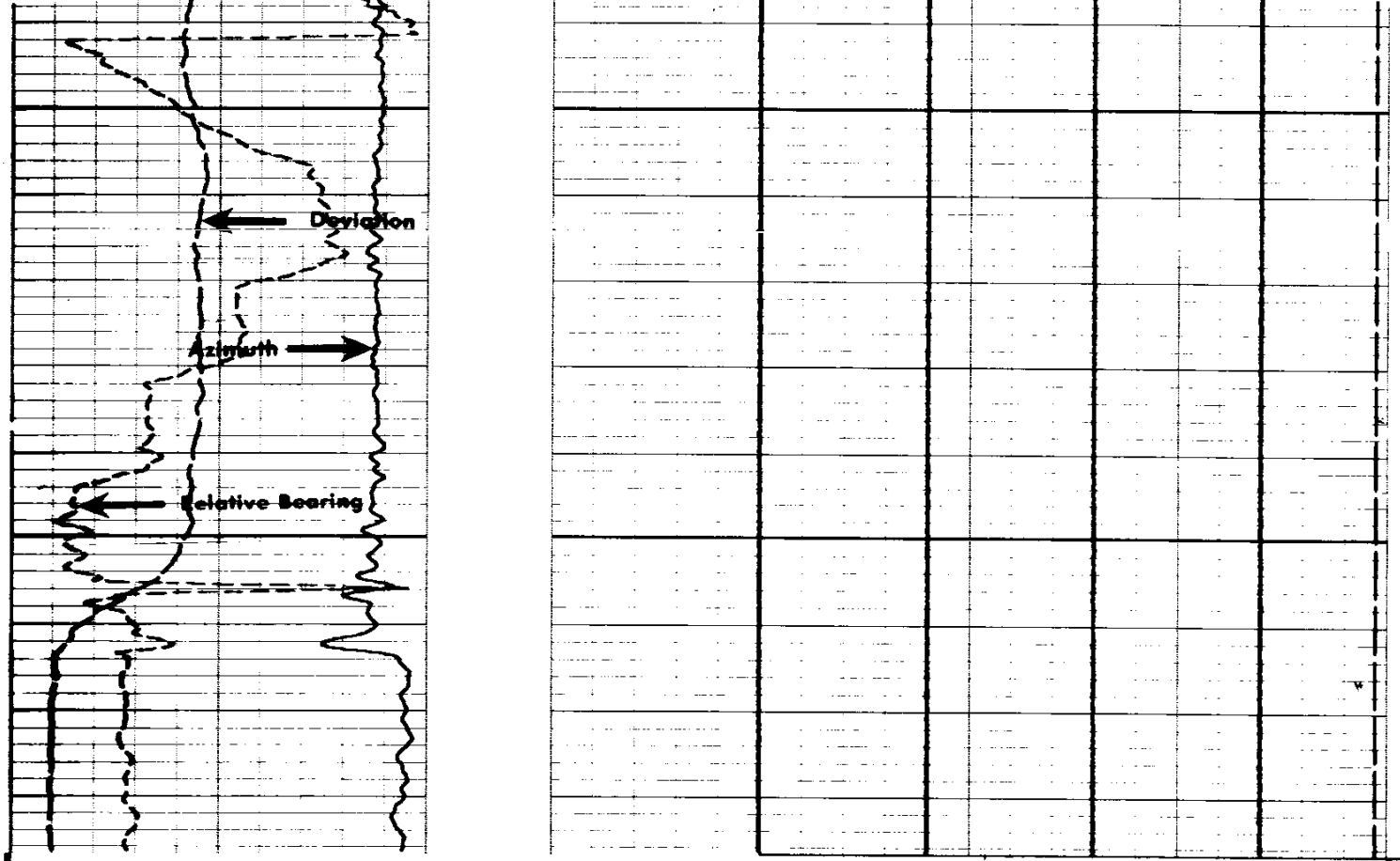

FILE

0

DEVI(DEG)		TENS(LB)	
-1.000	9.0000	20000.	0.0
RB (DEG)		C2 (IN)	
-40.00	360.00	26.000	6.0000
AZIM(DEG)		C1 (IN)	
-40.00	360.00	26.000	6.0000

DEVI(DEG)		**TENS(LB)**	
-1.000	**9.0000**	**20000.**	**0.0**
RB (DEG)		**C2 (IN)**	
-40.00	**360.00**	**26.000**	**6.0000**
AZIM(DEG)		**C1 (IN)**	
-40.00	**360.00**	**26.000**	**6.0000**

FILE

2

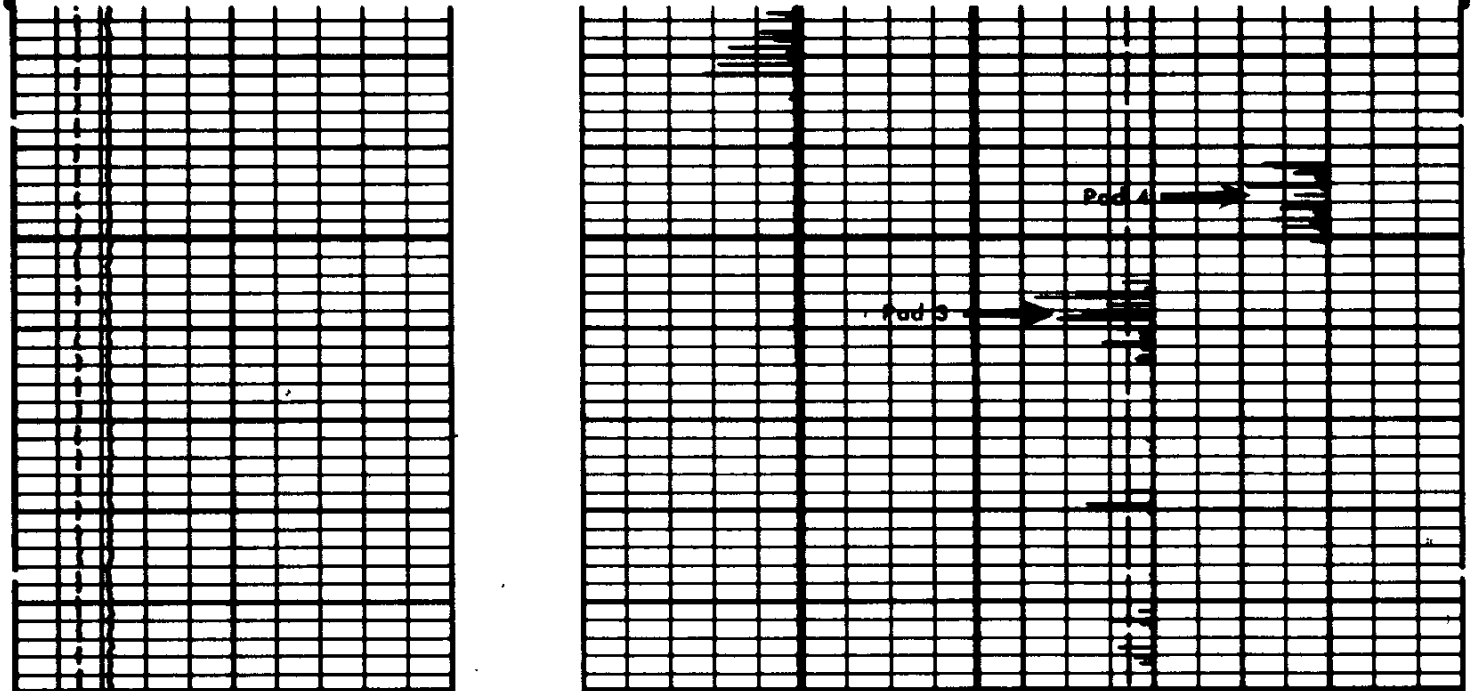

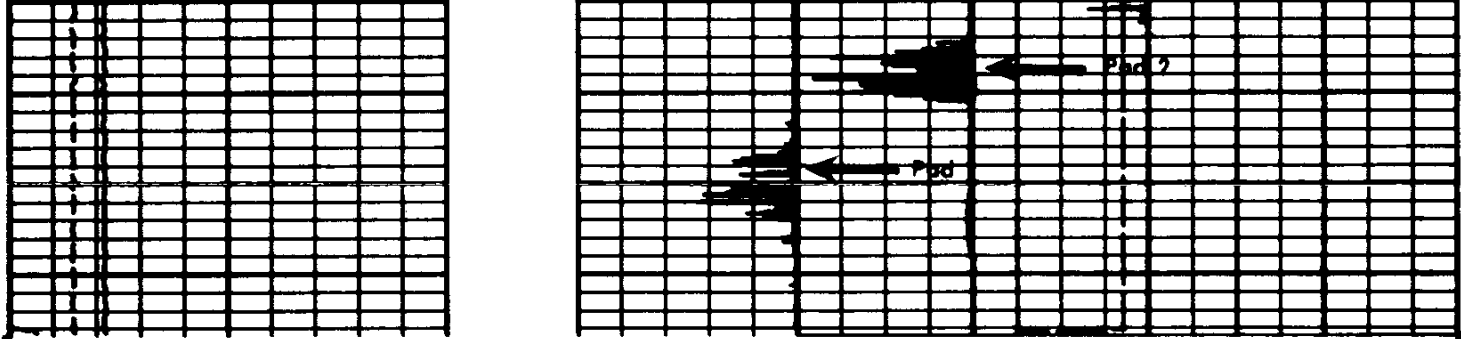

```
                              FILE

                                2

     DEVI(DEG )                                                TENS(LB  )
-1.000           9.0000                                  20000.              0.0
     RB  (DEG )                               C2  (IN  )
-40.00           360.00       26.000                                      6.0000
     AZIM(DEG )                               C1  (IN  )
-40.00           360.00       26.000                                      6.0000
```

```
            SENSOR MEASURE POINT TO TENSION REFERENCE POINT

      RB      .0   FEET                    AZIM    .0   FEET
      FEP1    .0   FEET                    DEVI    .0   FEET
      REFE    .0   FEET                    FEP2    .0   FEET
      EMEX    .0   FEET                    RC      .0   FEET
      C2      .0   FEET                    C1      .0   FEET
      RC2     .0   FEET                    RC1     .0   FEET
      TEMP    .0   FEET                    PP      .0   FEET
      FC0     .0   FEET                    TENS    .0   FEET
      FC2     .0   FEET                    FC1     .0   FEET
      FC4     .0   FEET                    FC3     .0   FEET
      SHOT    .0   FEET
```

```
                              PARAMETERS

      NAME  VALUE     UNIT                 NAME  VALUE     UNIT

      PVUM 1.00000                         DS    7.87500   IN
      STYP HDSD                            MCT   72        DEG
      BO   0.0        F                    BHS   OPEN
```

```
               BEFORE SURVEY CALIBRATION SUMMARY


  PERFORMED:     05/05/11
  PROGRAM FILE: HDT    (VERSION    24.2    83/03/29)


HDTD              CALIPER CALIBRATION SUMMARY

            MEASURED                     CALIBRATED
          SMALL   LARGE               SMALL      LARGE         UNITS
   C1      9.4    14.0                 8.0       12.0           IN
   C2      9.5    14.0                 8.0       12.0           IN
                  FILE

                    1
```