CC 43-34-65 + RD 1

Schlumberger

HIGH RESOLUTION DIPMETER

CSU

COMPANY: REICHHOLD ENERGY CORPORATION

WELL: "COLUMBIA COUNTY" #43-34 REDRILL #1

FIELD: MIST
COUNTY: COLUMBIA
STATE: OREGON
NATION: U.S.A.
LOCATION: 2116'N AND 1079'W FROM
SE CORNER OF
SEC: 34 TWP: 6N RGE: 5W

RECEIVED - PTLD
MAY 15 1985
DEPT. OF GEOLOGY
& MINERAL INDUS

OTHER SERVICES-
DIL-BHC

PERMANENT DATUM: GL
ELEV. OF PERM. DATUM: 807.6 F
LOG MEASURED FROM: KB
11.5 F ABOVE PERM. DATUM
DRLG. MEASURED FROM: KB

ELEVATIONS-
KB: 819.1 F
DF: 818.1 F
GL: 807.6 F

PROGRAM
TAPE NO: 26.2
SERVICE
ORDER NO: 432435

DATE: 26 MAR 85
RUN NO: 1

DEPTH-DRILLER: 2225.0 F
DEPTH-LOGGER: 2220.0 F
BTM. LOG INTERVAL: 2217.0 F
TOP LOG INTERVAL: 431.0 F

CASING-DRILLER: 431 F
CASING-LOGGER: 431 F
CASING: 8 5/8"

BIT SIZE: 7 7/8"
DEPTH: 2225 F

TYPE FLUID IN HOLE: GEL/LIGNO
DENSITY: 11.0 LB/G
VISCOSITY: 47.0 S
PH: 9.5
FLUID LOSS: 6.0 C3
SOURCE OF SAMPLE: MUDPIT
RM: 2.120 OHMM AT 60.0 DEGF
RMF: 1.740 OHMM AT 45.0 DEGF
RMC: 5.660 OHMM AT 45.0 DEGF
SOURCE RMF/RMC: MEASURED/MEASURED
RM AT BHT: 1.406 OHMM AT 94.0 DEGF
RMF AT BHT: .895 OHMM AT 94.0 DEGF
RMC AT BHT: 2.914 OHMM AT 94.0 DEGF

TIME CIRC. STOPPED: 04:00 3-26
TIME LOGGER ON BTM.: 09:40 3-26

MAX. REC. TEMP: 94.0 DEGF

LOGGING UNIT NO: 8128
LOGGING UNIT LOC: SACRAMENTO
RECORDED BY: PILCH
WITNESSED BY: THOMAS/ALGER

REMARKS:

950 PPM CHLORIDES
72 DEGREE MECHANICAL UNIT

EQUIPMENT NUMBERS-

HDS-D 1954 HDM-MB 725 HDE-F 787 DAM-A 1891

ALL INTERPRETATIONS ARE OPINIONS BASED ON INFERENCES FROM ELECTRICAL OR OTHER MEASUREMENTS AND WE CANNOT, AND DO NOT GUARANTEE THE ACCURACY OR CORRECTNESS OF ANY INTERPRETATIONS, AND WE SHALL NOT, EXCEPT IN THE CASE OF GROSS OR WILLFUL NEGLIGENCE ON OUR PART, BE LIABLE OR RESPONSIBLE FOR ANY LOSS, COSTS, DAMAGES OR EXPENSES INCURRED OR SUSTAINED BY ANYONE RESULTING FROM ANY INTERPRETATION MADE BY ANY OF OUR OFFICERS, AGENTS OR EMPLOYEES. THESE INTERPRETATIONS ARE ALSO SUBJECT TO OUR GENERAL TERMS AND CONDITIONS AS SET OUT IN OUR CURRENT PRICE SCHEDULE.

CHANGED PARAMETERS

NAME	VALUE	UNIT	DEPTH (F)	NAME	VALUE	UNIT	DEPTH (F)

DEVI(DEG)
-4.000 36.000
RB (DEG)
-40.00 360.00
AZIM(DEG)
-40.00 360.00

TENS(LB)
10000. 0.0
C2 (IN)
26.000 6.0000
C1 (IN)
26.000 6.0000

FILE

5

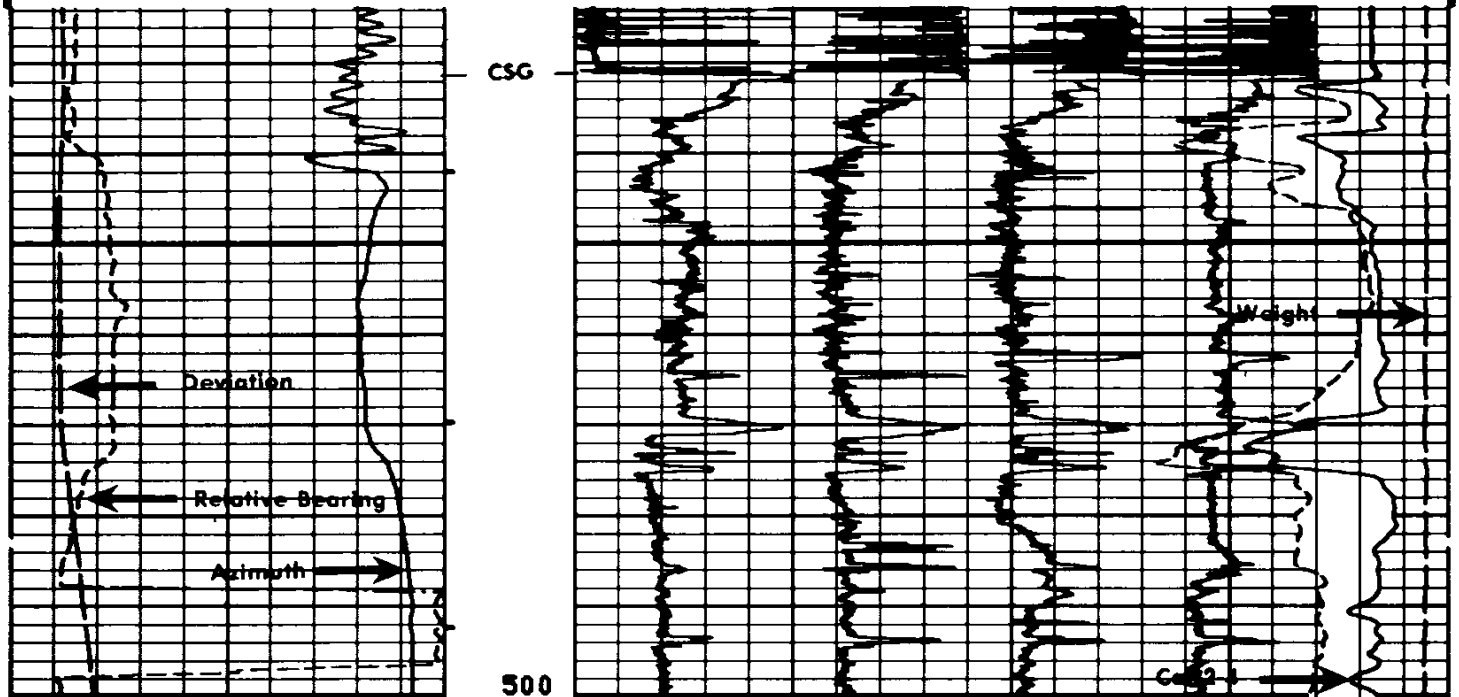

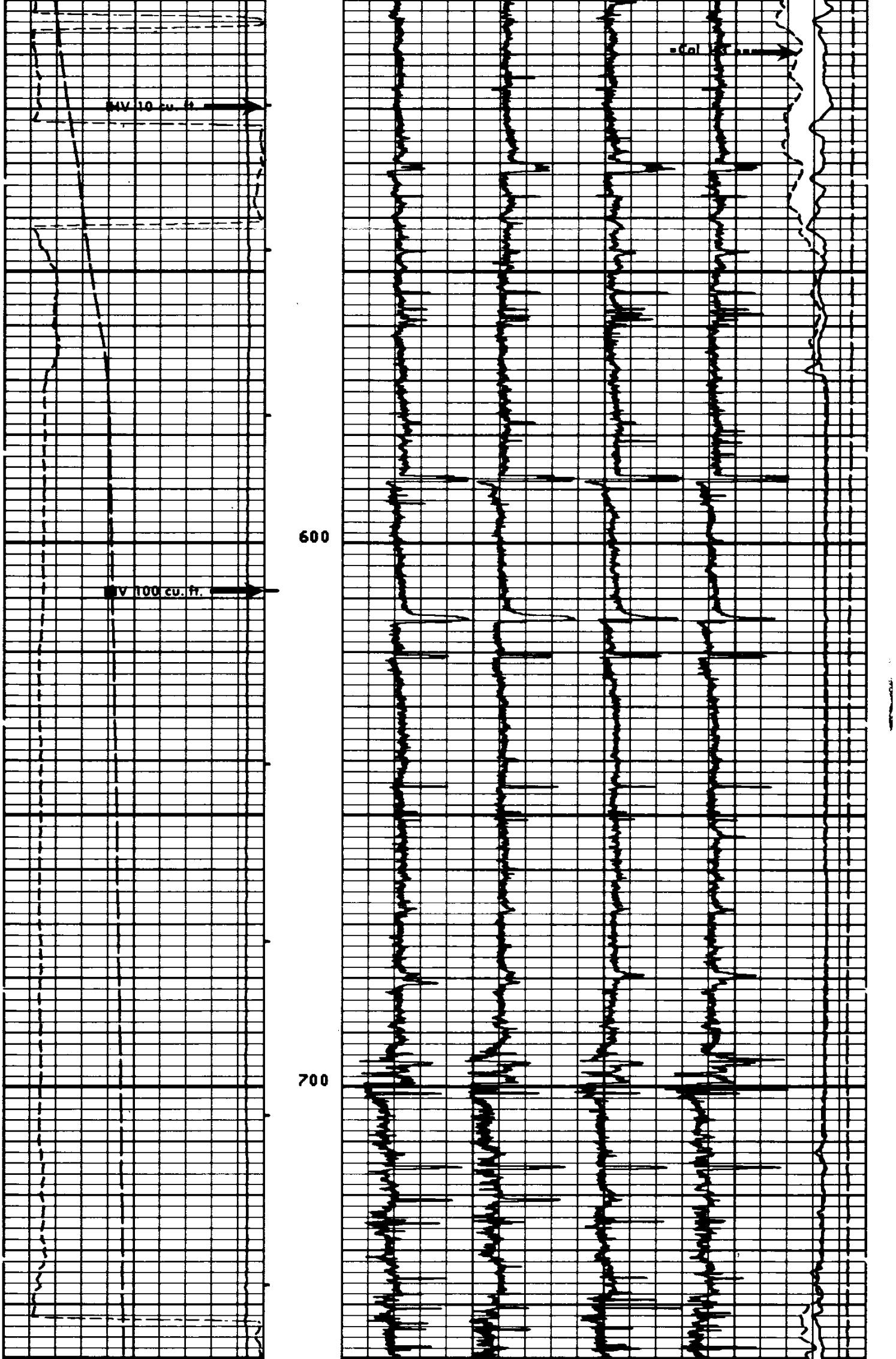

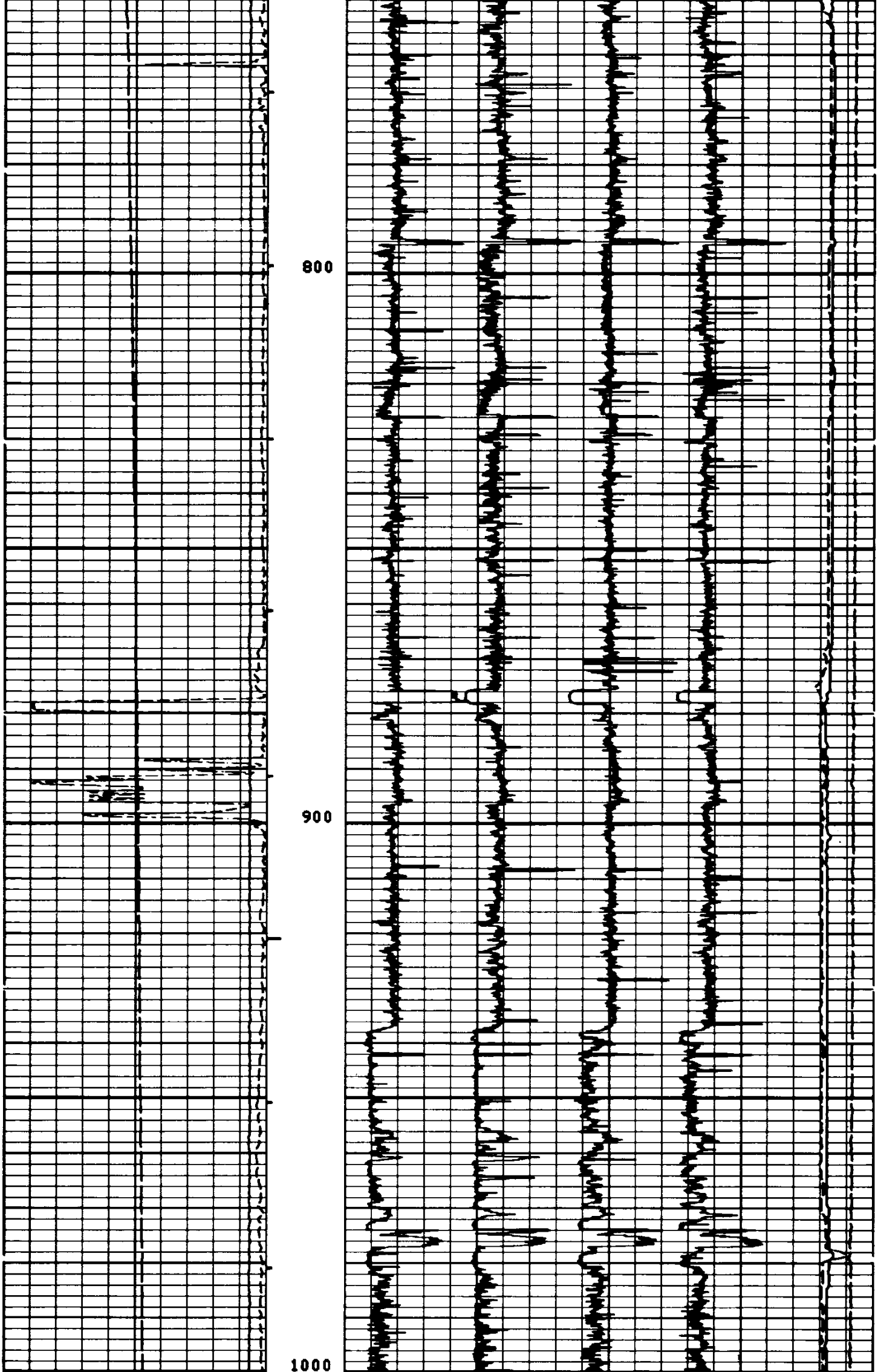

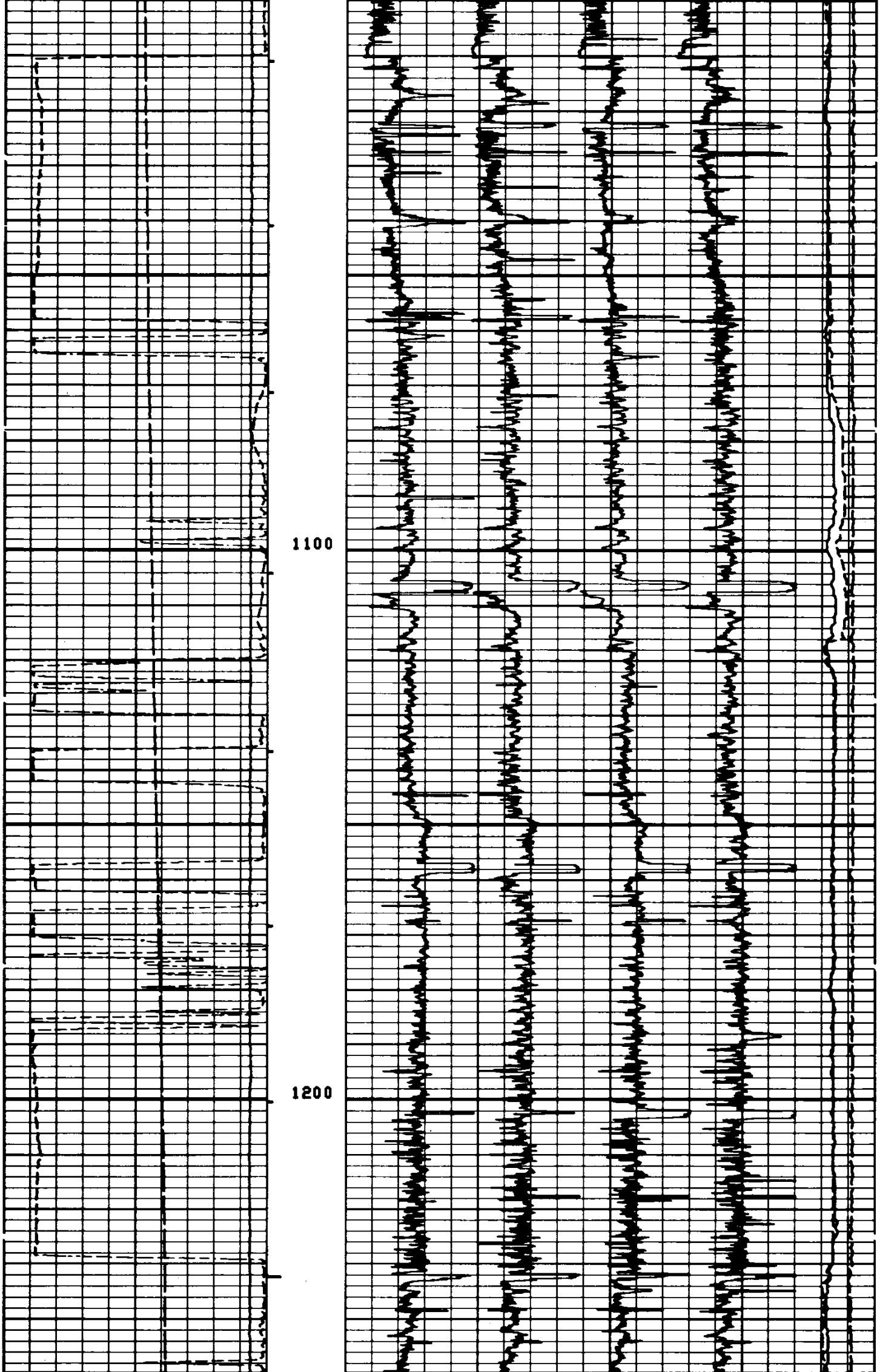

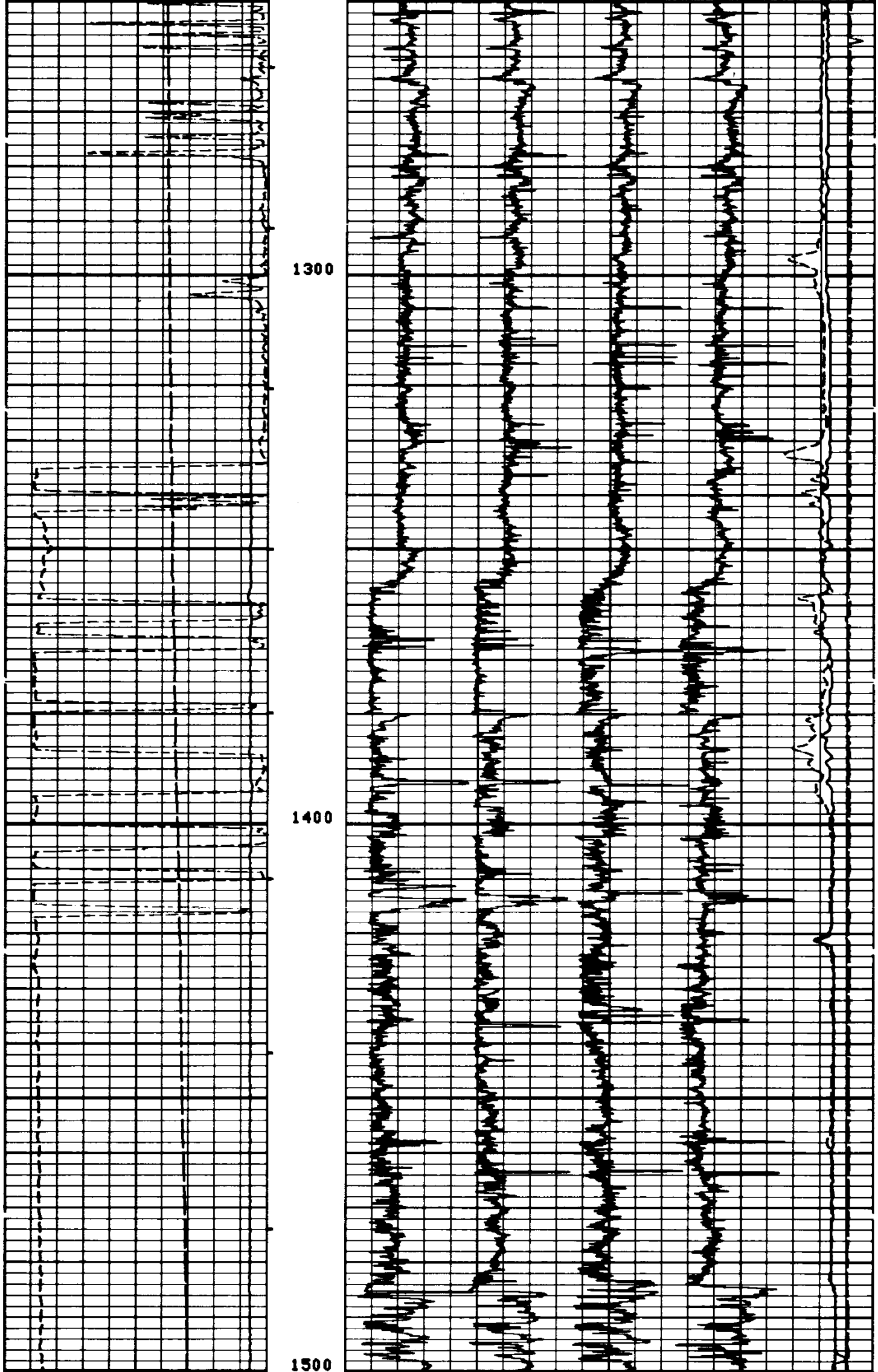

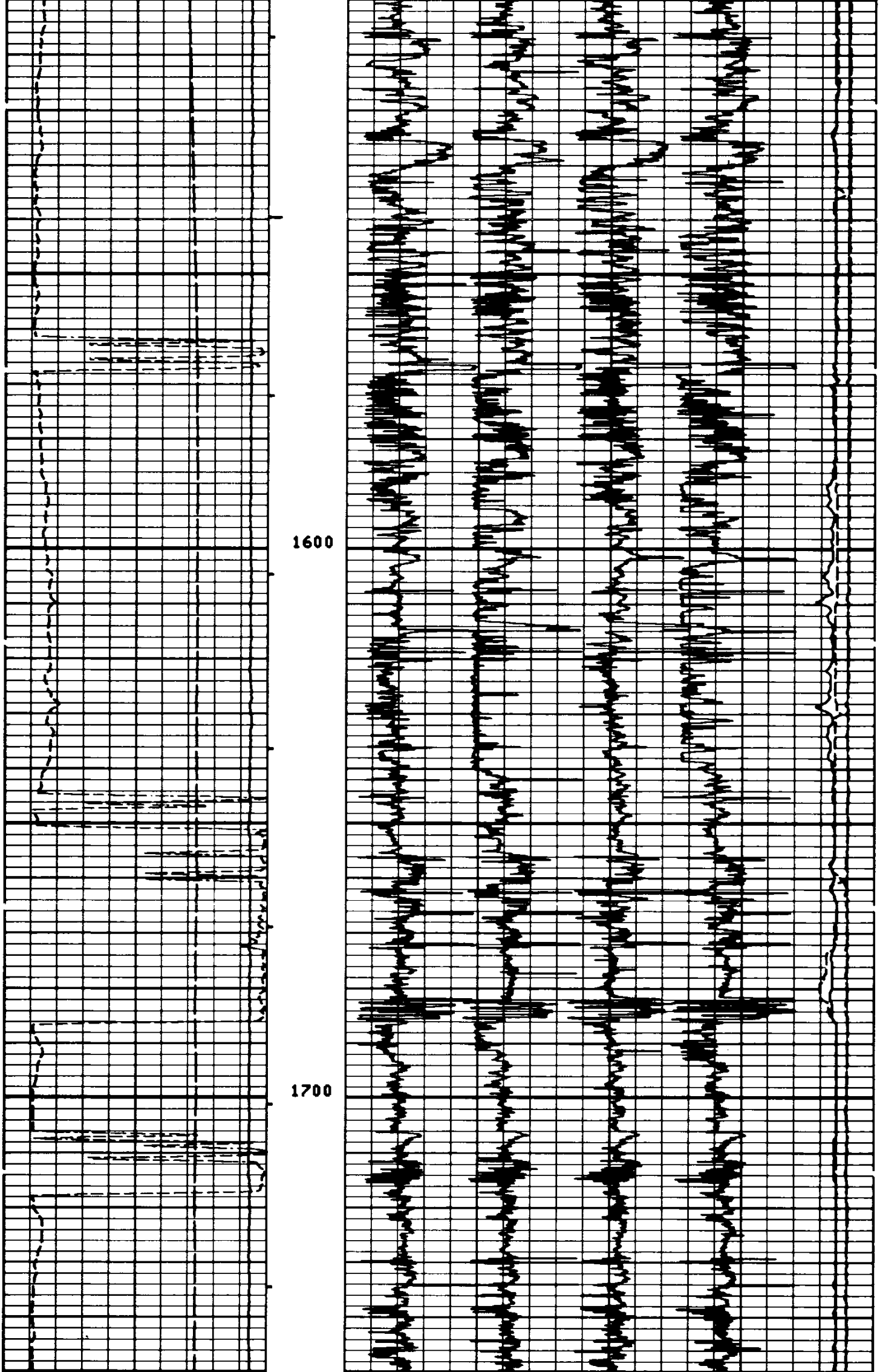

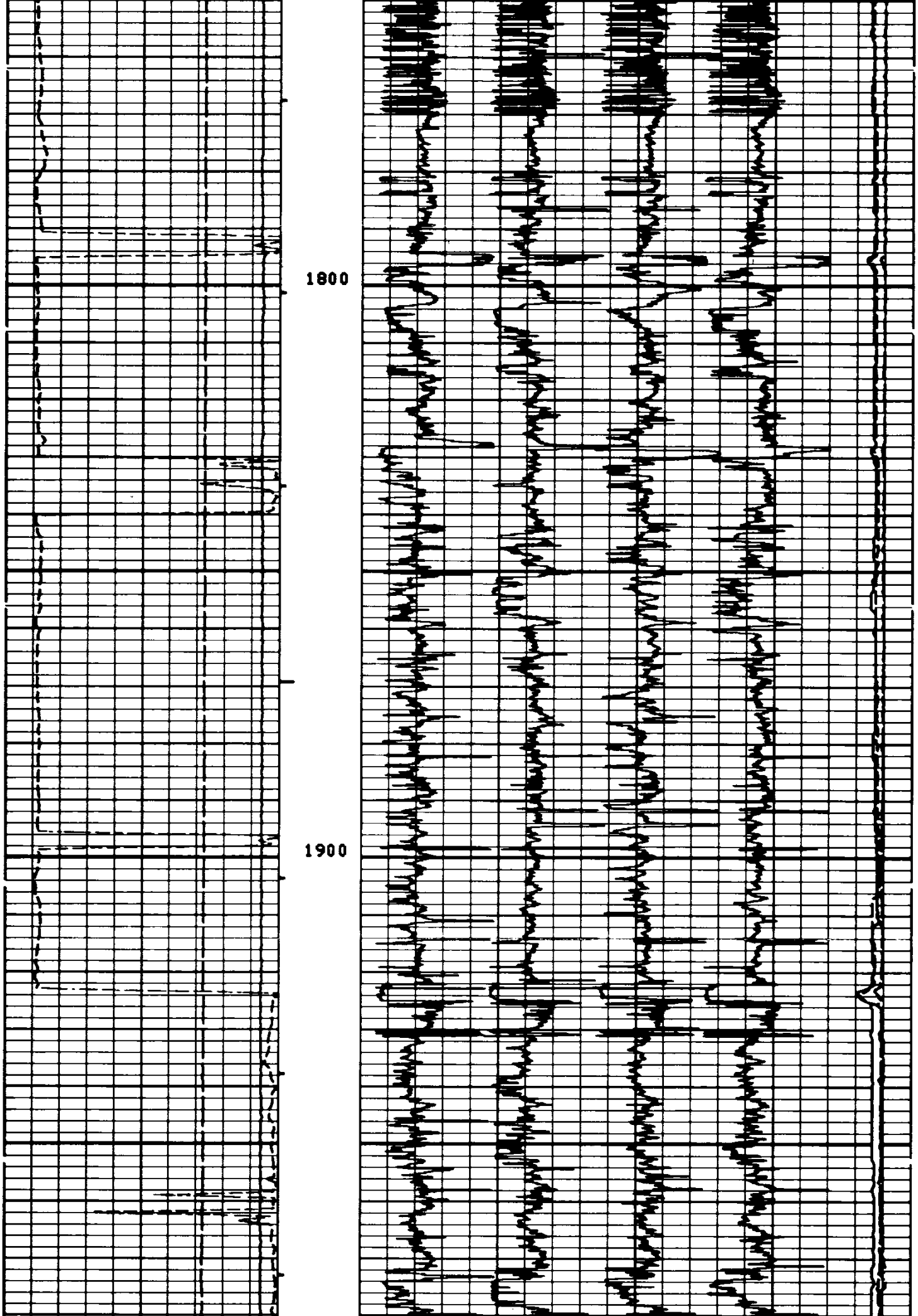

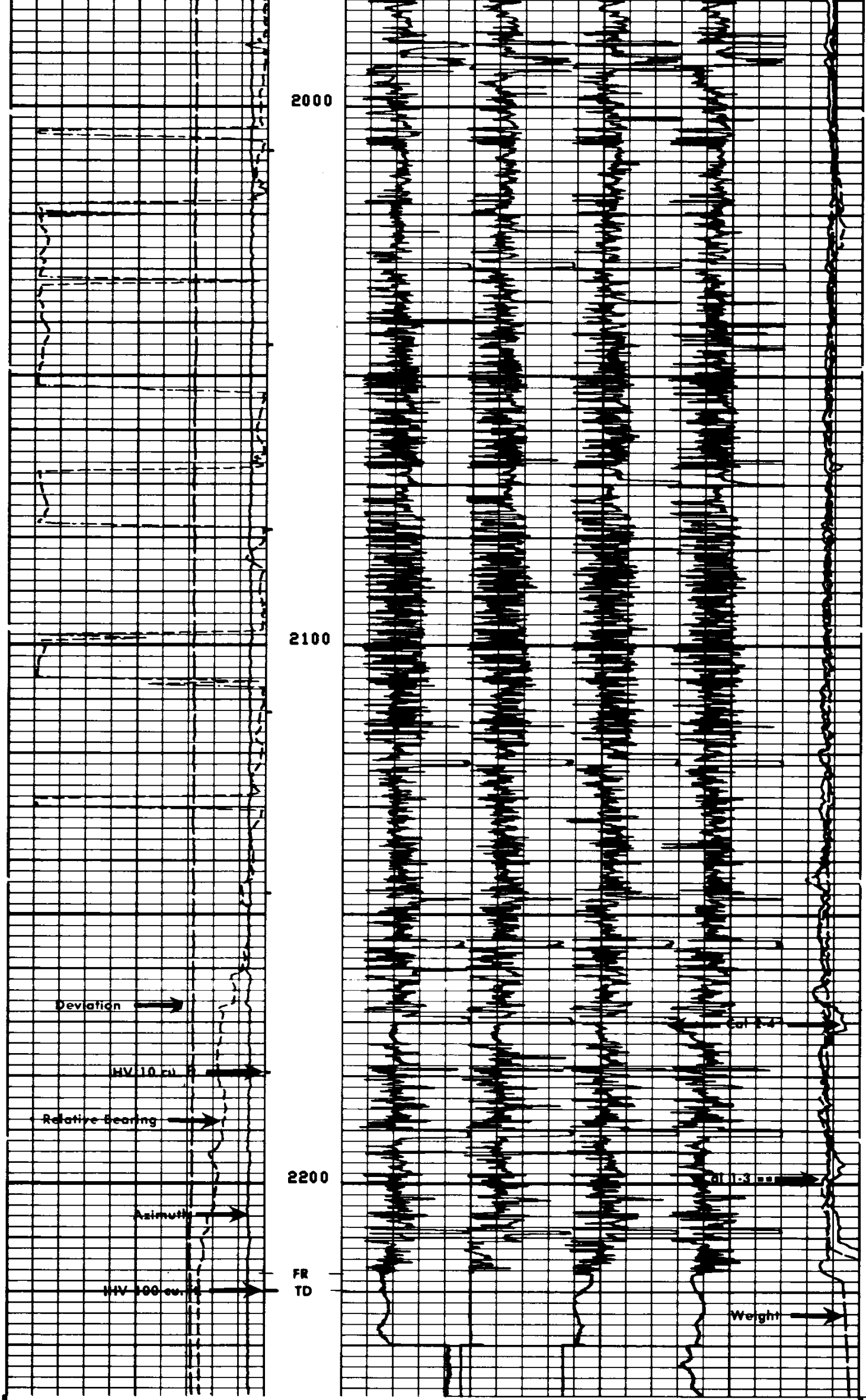

FILE

5

DEVI(DEG)
-4.000 36.000
RB (DEG)
-40.00 360.00
AZIM(DEG)
-40.00 360.00

TENS(LB)
10000. 0.0
C2 (IN)
26.000 6.0000
C1 (IN)
26.000 6.0000

SENSOR MEASURE POINT TO TENSION REFERENCE POINT

RB	.0	FEET	AZIM	.0	FEET
FEP1	.0	FEET	DEVI	.0	FEET
REFE	.0	FEET	FEP2	.0	FEET
EMEX	.0	FEET	RC	.0	FEET
C2	.0	FEET	C1	.0	FEET
RC2	.0	FEET	RC1	.0	FEET
TEMP	.0	FEET	PP	.0	FEET
FC0	.0	FEET	TENS	.0	FEET
FC2	.0	FEET	FC1	.0	FEET
FC4	.0	FEET	FC3	.0	FEET
SHDT	.0	FEET			

PARAMETERS

NAME	VALUE	UNIT	NAME	VALUE	UNIT
PVUM	1.00000		BS	7.87500	IN
STYP	HDSD		MCT	72	DEG
DO	0.0	F	BHS	OPEN	

CHANGED PARAMETERS

NAME	VALUE	UNIT	DEPTH (F)	NAME	VALUE	UNIT	DEPTH (F)

DEVI(DEG)
-4.000 36.000
RB (DEG)
-40.00 360.00
AZIM(DEG)
-40.00 360.00

TENS(LB)
10000. 0.0
C2 (IN)
26.000 6.0000
C1 (IN)
26.000 6.0000

FILE

REPEAT SECTION

4

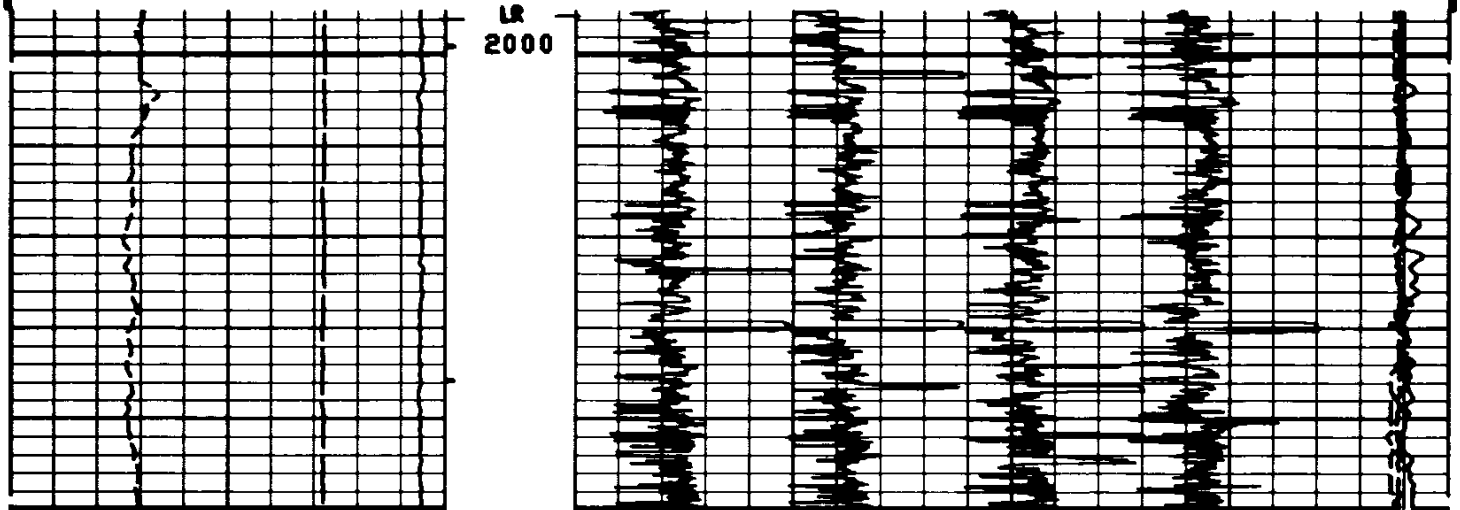

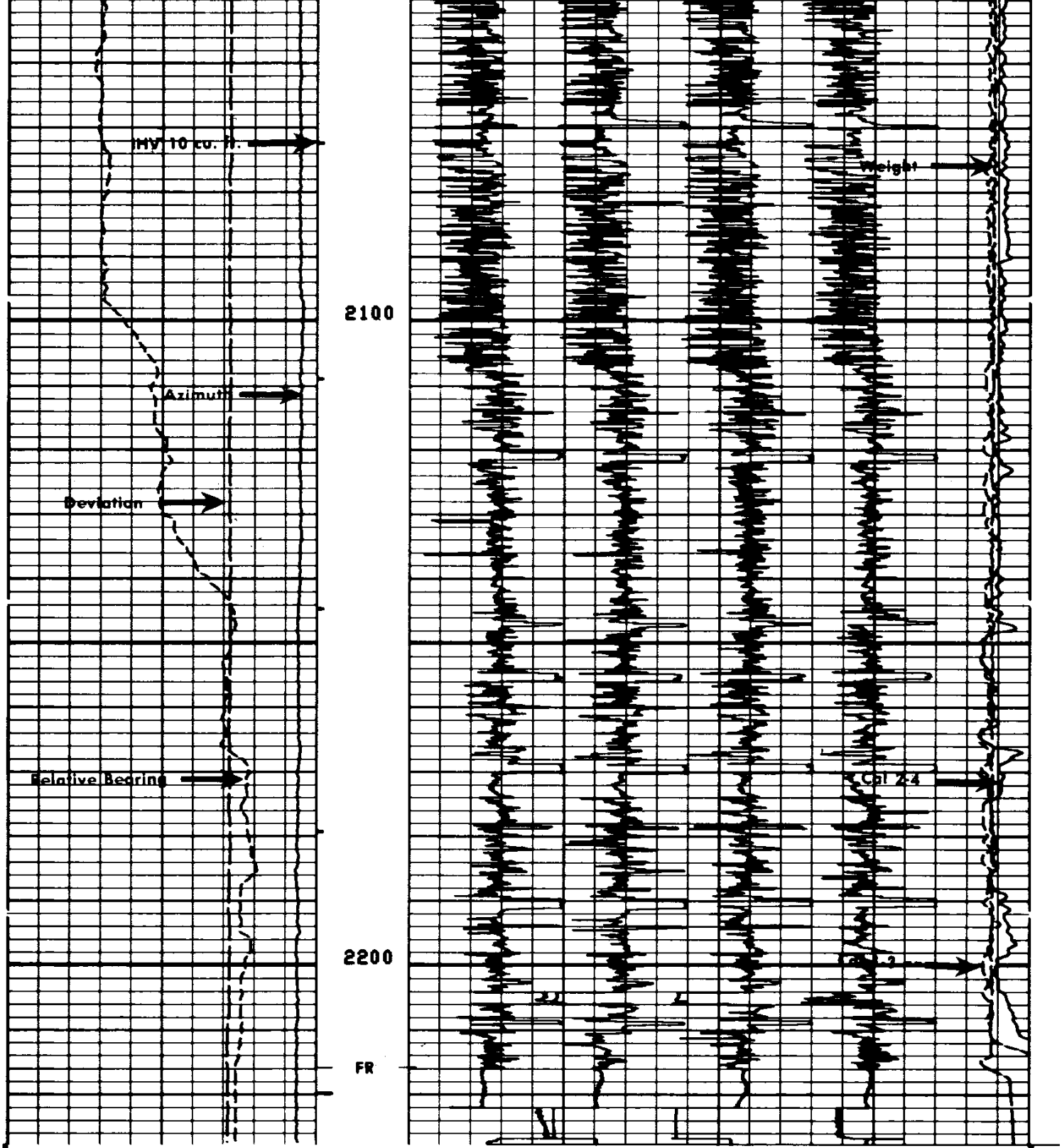

FILE

4

DEVI(DEG)			TENS(LB)
-4.000	36.000	10000.	0.0
RB (DEG)		C2 (IN)	
-40.00	360.00	26.000	6.0000
AZIM(DEG)		C1 (IN)	
-40.00	360.00	26.000	6.0000

SENSOR MEASURE POINT TO TENSION REFERENCE POINT

RB	.0	FEET	AZIM	.0	FEET
FEP1	.0	FEET	DEVI	.0	FEET
REFE	.0	FEET	FEP2	.0	FEET
EMEX	.0	FEET	RC	.0	FEET
C2	.0	FEET	C1	.0	FEET
RC2	.0	FEET	RC1	.0	FEET
TEMP	.0	FEET	PP	.0	FEET
FC0	.0	FEET	TENS	.0	FEET
FC2	.0	FEET	FC1	.0	FEET
FC4	.0	FEET	FC3	.0	FEET
SHDT	.0	FEET			

PARAMETERS

NAME	VALUE	UNIT	NAME	VALUE	UNIT
PVUM	1.00000		BS	7.87500	IN
STYP	HDSD		MCT	72	DEG
DO	0.0	F	BHS	OPEN	

DEVI(DEG)
-4.000 36.000
RB (DEG)
-40.00 360.00
AZIM(DEG)
-40.00 360.00

TENS(LB)
10000. 0.0
C2 (IN)
26.000 6.0000
C1 (IN)
26.000 6.0000

CALIPER CASING CHECK

FILE

2

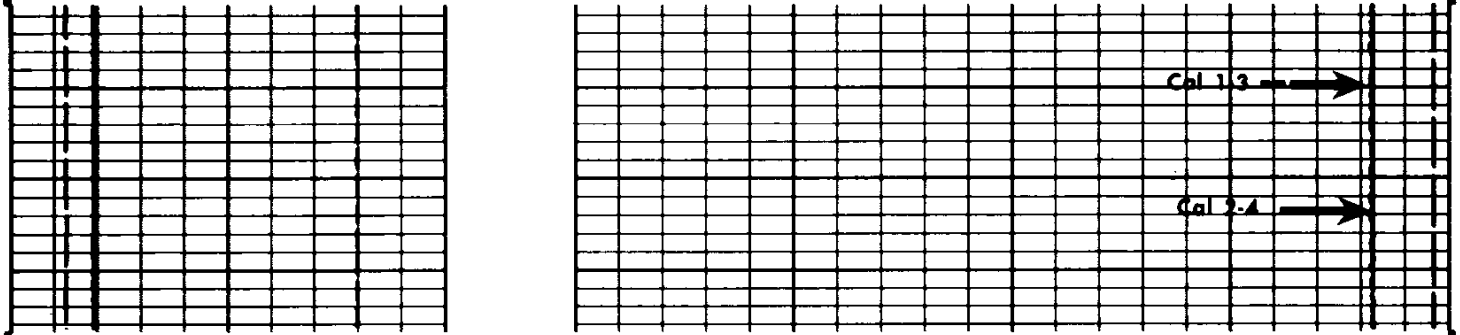

FILE

2

DEVI(DEG)
-4.000 36.000
RB (DEG)
-40.00 360.00
AZIM(DEG)
-40.00 360.00

TENS(LB)
10000. 0.0
C2 (IN)
26.000 6.0000
C1 (IN)
26.000 6.0000

DEVI(DEG)
-4.000 36.000
RB (DEG)
-40.00 360.00
AZIM(DEG)
-40.00 360.00

TENS(LB)
10000. 0.0
C2 (IN)
26.000 6.0000
C1 (IN)
26.000 6.0000

FILE

1

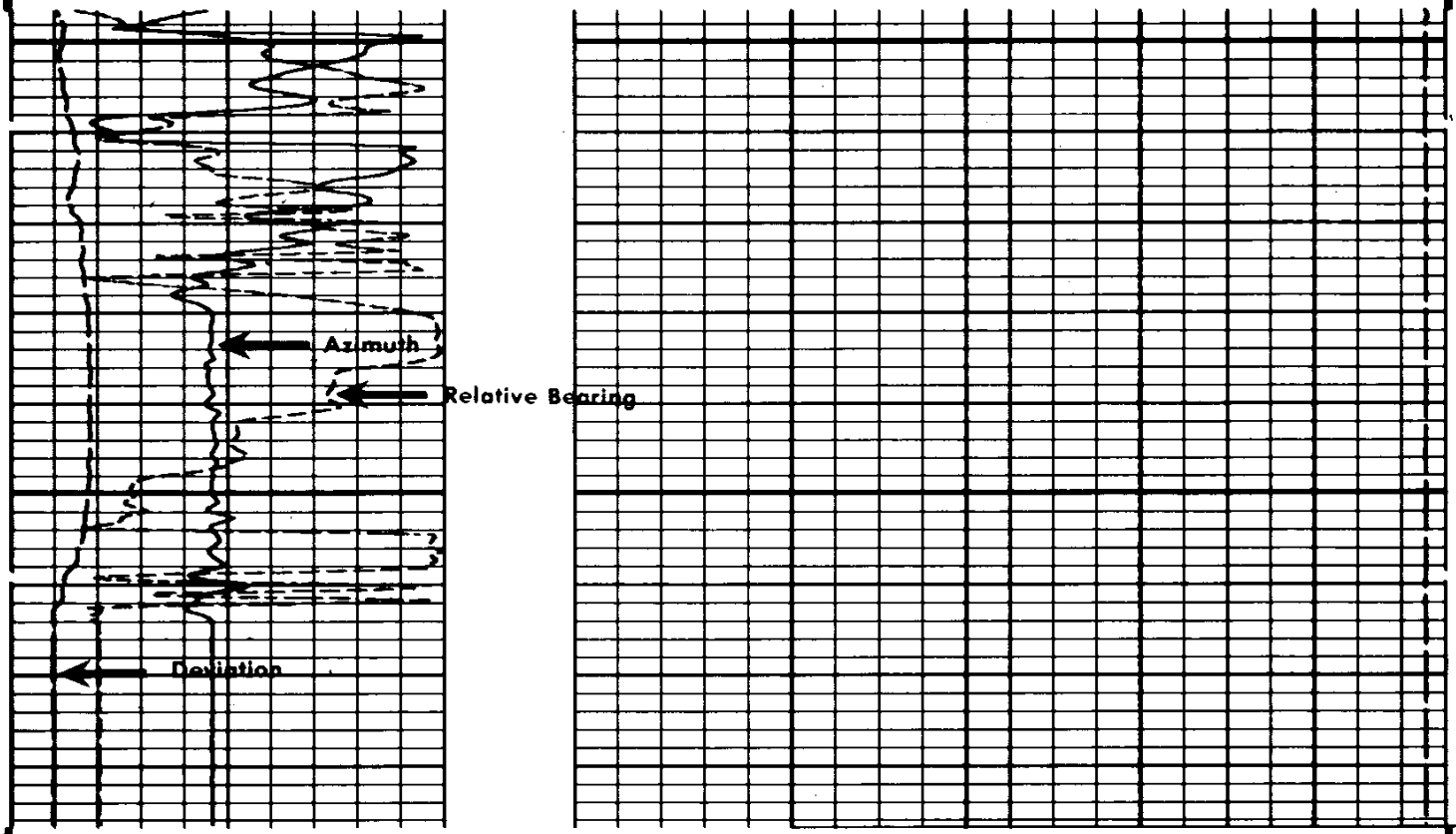

FILE

1

DEVI(DEG)			TENS(LB)
-4.000	36.000	10000.	0.0
RB (DEG)		C2 (IN)	
-40.00	360.00	26.000	6.0000
AZIM(DEG)		C1 (IN)	
-40.00	360.00	26.000	6.0000

SENSOR MEASURE POINT TO TENSION REFERENCE POINT

RB	.0	FEET	AZIM	.0	FEET
FEP1	.0	FEET	DEVI	.0	FEET
REFE	.0	FEET	FEP2	.0	FEET
EMEX	.0	FEET	RC	.0	FEET
C2	.0	FEET	C1	.0	FEET
RC2	.0	FEET	RC1	.0	FEET
TEMP	.0	FEET	PP	.0	FEET
FC0	.0	FEET	TENS	.0	FEET
FC2	.0	FEET	FC1	.0	FEET
FC4	.0	FEET	FC3	.0	FEET
SHDT	.0	FEET			

PARAMETERS

NAME	VALUE	UNIT	NAME	VALUE	UNIT
PVUM	1.00000		BS	7.87500	IN
STYP	HDSD		MCT	72	DEG
DO	0.0	F	BHS	OPEN	

DEVI(DEG)			TENS(LB)
-4.000	36.000	10000.	0.0
RB (DEG)		C2 (IN)	
-40.00	360.00	26.000	6.0000
AZIM(DEG)		C1 (IN)	
-40.00	360.00	26.000	6.0000

FILE

2

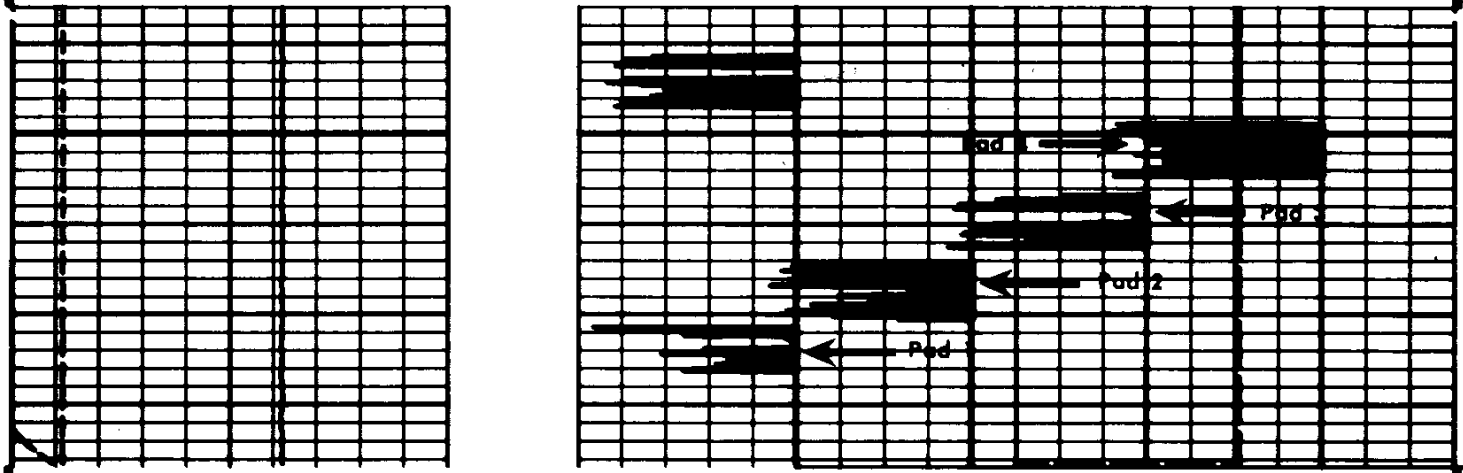

FILE

2

```
    DEVI(DEG )                             TENS(LB   )
-4.000         36.000                  10000.            0.0
    RB  (DEG )                    C2  (IN  )
-40.00         360.00     26.000                      6.0000
    AZIM(DEG )                    C1  (IN  )
-40.00         360.00     26.000                      6.0000
```

```
        SENSOR MEASURE POINT TO TENSION REFERENCE POINT

RB      .0  FEET                    AZIM    .0  FEET
FEP1    .0  FEET                    DEVI    .0  FEET
REFE    .0  FEET                    FEP2    .0  FEET
EMEX    .0  FEET                    RC      .0  FEET
C2      .0  FEET                    C1      .0  FEET
RC2     .0  FEET                    RC1     .0  FEET
TEMP    .0  FEET                    PP      .0  FEET
FC0     .0  FEET                    TENS    .0  FEET
FC2     .0  FEET                    FC1     .0  FEET
FC4     .0  FEET                    FC3     .0  FEET
SHDT    .0  FEET
```

```
                         PARAMETERS

NAME  VALUE     UNIT                NAME  VALUE      UNIT

PVUM 1.00000                        BS    7.87500    IN
STYP HDSD                           MCT   72         DEG
DO   0.0        F                   BHS   OPEN
```

```
          BEFORE SURVEY CALIBRATION SUMMARY


  PERFORMED:     85/03/26
  PROGRAM FILE: HDT    (VERSION    24.2    83/03/29)


HDTD             CALIPER CALIBRATION SUMMARY

             MEASURED                  CALIBRATED
          SMALL    LARGE            SMALL     LARGE       UNITS
    C1    10.0     14.1              8.0      12.0         IN
    C2    10.1     14.0              8.0      12.0         IN
```

FILE