Schlumberger

5" DUAL INDUVTION-SFL

CSU

COMPANY: REICHHOLD ENERGY CORPORATION

WELL: CZ 31-16

FIELD: PITTSBURG
COUNTY: COLUMBIA
STATE: OREGON
NATION: USA
LOCATION: 948.63 'S & 2479.46 'W
OF NE COR
SEC: 16 TWP: 5N RGE: 4W

OTHER SERVICES-
FDC CNL GR
HDT
SLT

PERMANENT DATUM: GL
ELEV. OF PERM. DATUM: 838.2 F
LOG MEASURED FROM: KB
11.4 F ABOVE PERM. DATUM
DRLG. MEASURED FROM: KB

ELEVATIONS-
KB: 849.6 F
DF:
GL: 838.2 F

PROGRAM
TAPE NO:
26.2
SERVICE
ORDER NO:
432338

DATE: 26 JUL 85
RUN NO: 1

DEPTH-DRILLER: 2867.0 F
DEPTH-LOGGER: 2860.0 F
BTM. LOG INTERVAL: 2854.0 F
TOP LOG INTERVAL: 408.0 F

CASING-DRILLER: 403 F
CASING-LOGGER: 408 F
CASING: 8 5/8

BIT SIZE: 7 7/8
DEPTH: 2867 F

TYPE FLUID IN HOLE: GELL LIGNO
DENSITY: 10.0 LB/G
VISCOSITY: 56.0 S
PH: 9.0
FLUID LOSS: 6.2 C3
SOURCE OF SAMPLE: FLOWLINE
RM: 1.720 OHMM AT 80.0 DEGF
RMF: 1.370 OHMM AT 81.0 DEGF
RMC: 1.580 OHMM AT 85.0 DEGF
SOURCE RMF/RMC: MEAS/MEAS
RM AT BHT: 1.398 OHMM AT 100. DEGF
RMF AT BHT: 1.126 OHMM AT 100. DEGF
RMC AT BHT: 1.358 OHMM AT 100. DEGF

TIME CIRC. STOPPED: 0530 7/26
TIME LOGGER ON BTM.: 8:40 7/26

MAX. REC. TEMP: 100.0 DEGF

LOGGING UNIT NO: 8126
LOGGING UNIT LOC: SACRAMENTO
RECORDED BY: KUNKLER
WITNESSED BY: THOMAS

REMARKS:

CENTRALIZERS AND STANDOFFS USED
DIL AND SLT RUN IN COMBO

EQUIPMENT NUMBERS-

DIS 1422 MCD 1186	DIC 1149	SLS 1082	SLC 1259

ALL INTERPRETATIONS ARE OPINIONS BASED ON INFERENCES FROM ELECTRICAL OR OTHER MEASUREMENTS AND WE CANNOT, AND DO NOT GUARANTEE THE ACCURACY OR CORRECTNESS OF ANY INTERPRETATIONS, AND WE SHALL NOT, EXCEPT IN THE CASE OF GROSS OR WILLFUL NEGLIGENCE ON OUR PART, BE LIABLE OR RESPONSIBLE FOR ANY LOSS, COSTS, DAMAGES OR EXPENSES INCURRED OR SUSTAINED BY ANYONE RESULTING FROM ANY INTERPRETATION MADE BY ANY OF OUR OFFICERS, AGENTS OR EMPLOYEES. THESE INTERPRETATIONS ARE ALSO SUBJECT TO OUR GENERAL TERMS AND CONDITIONS AS SET OUT IN OUR CURRENT PRICE SCHEDULE.

FILE 7 26-JUL-85 10:25
DATA ACQUIRED 26-JUL-85 09:35

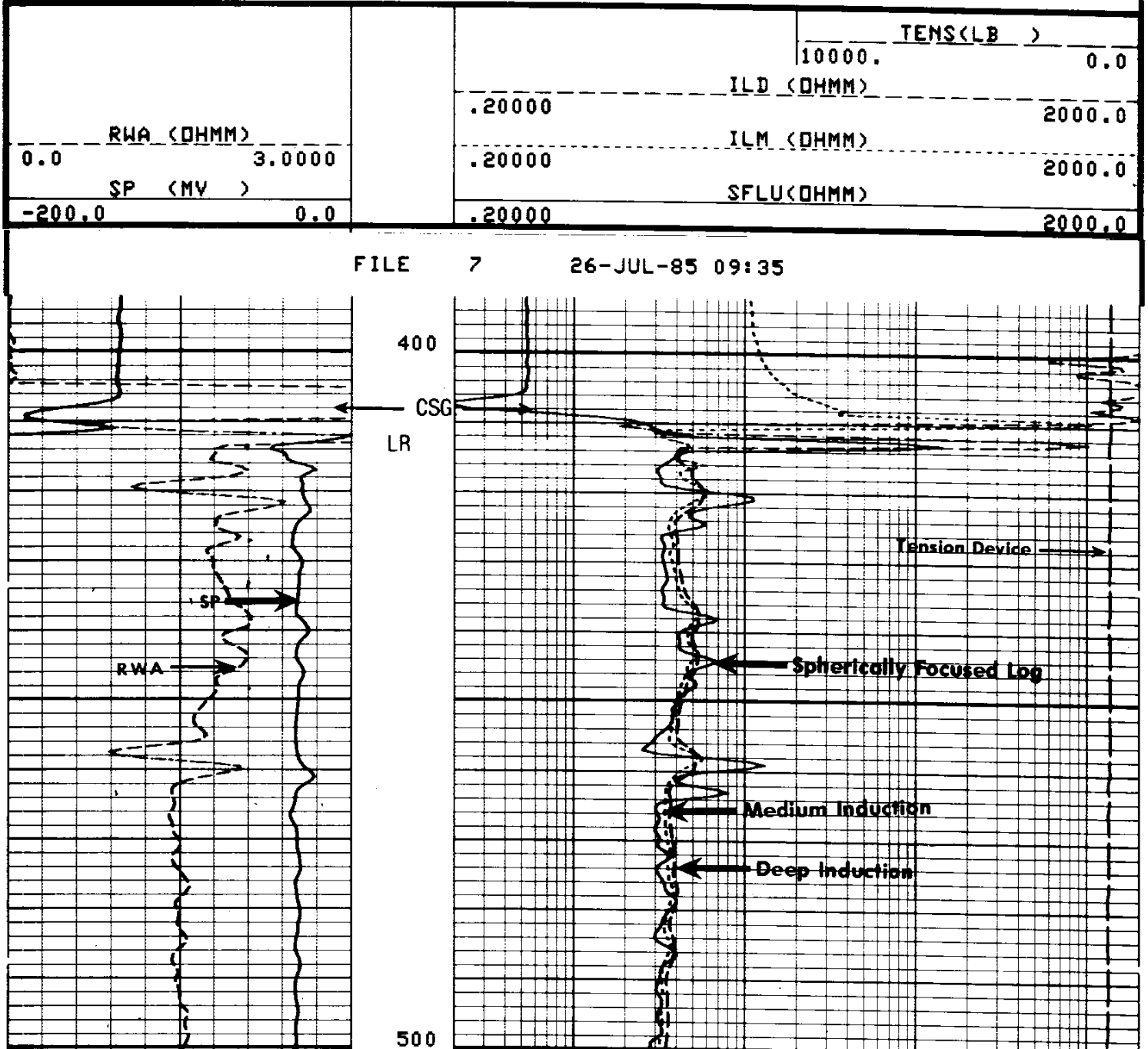

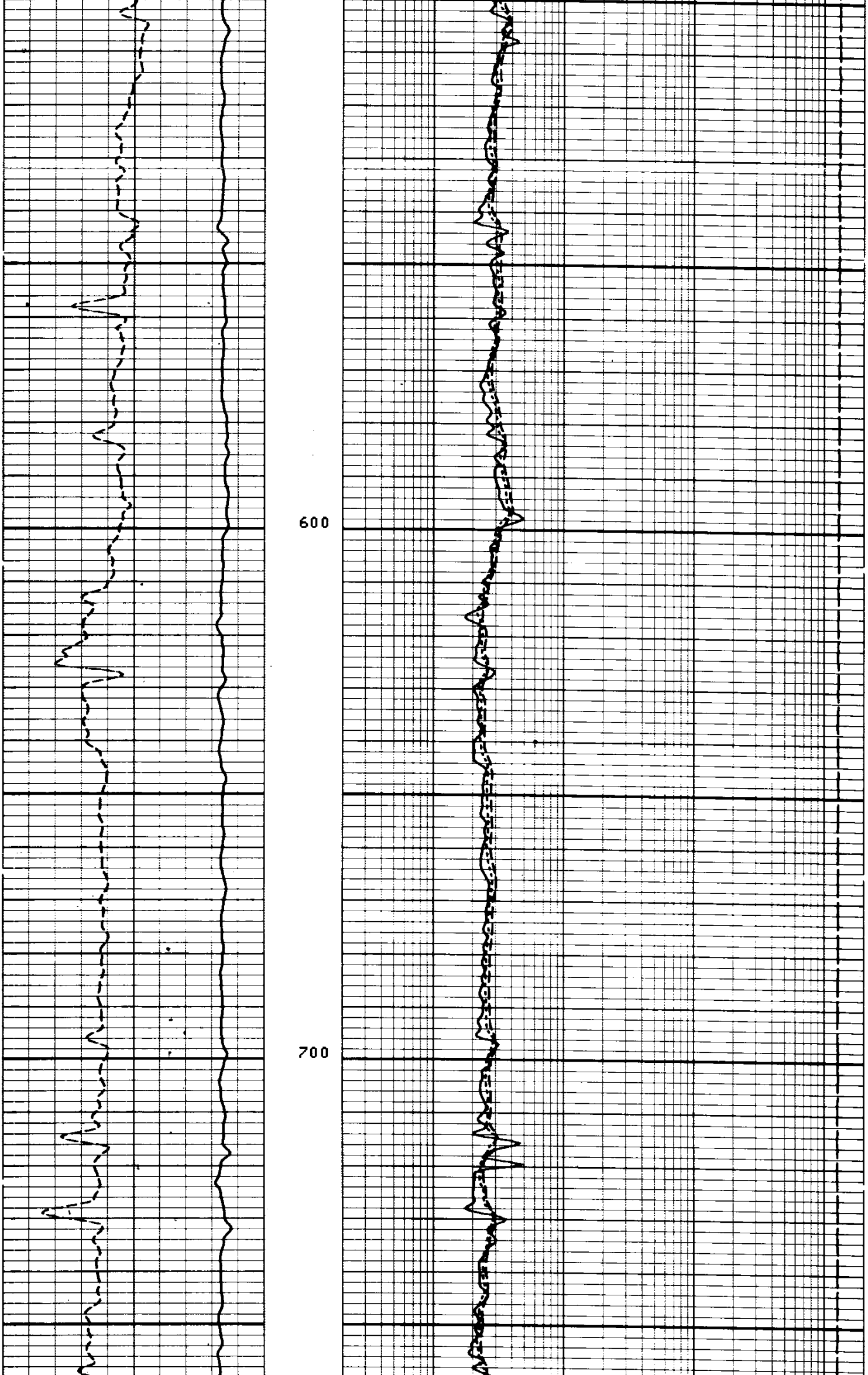

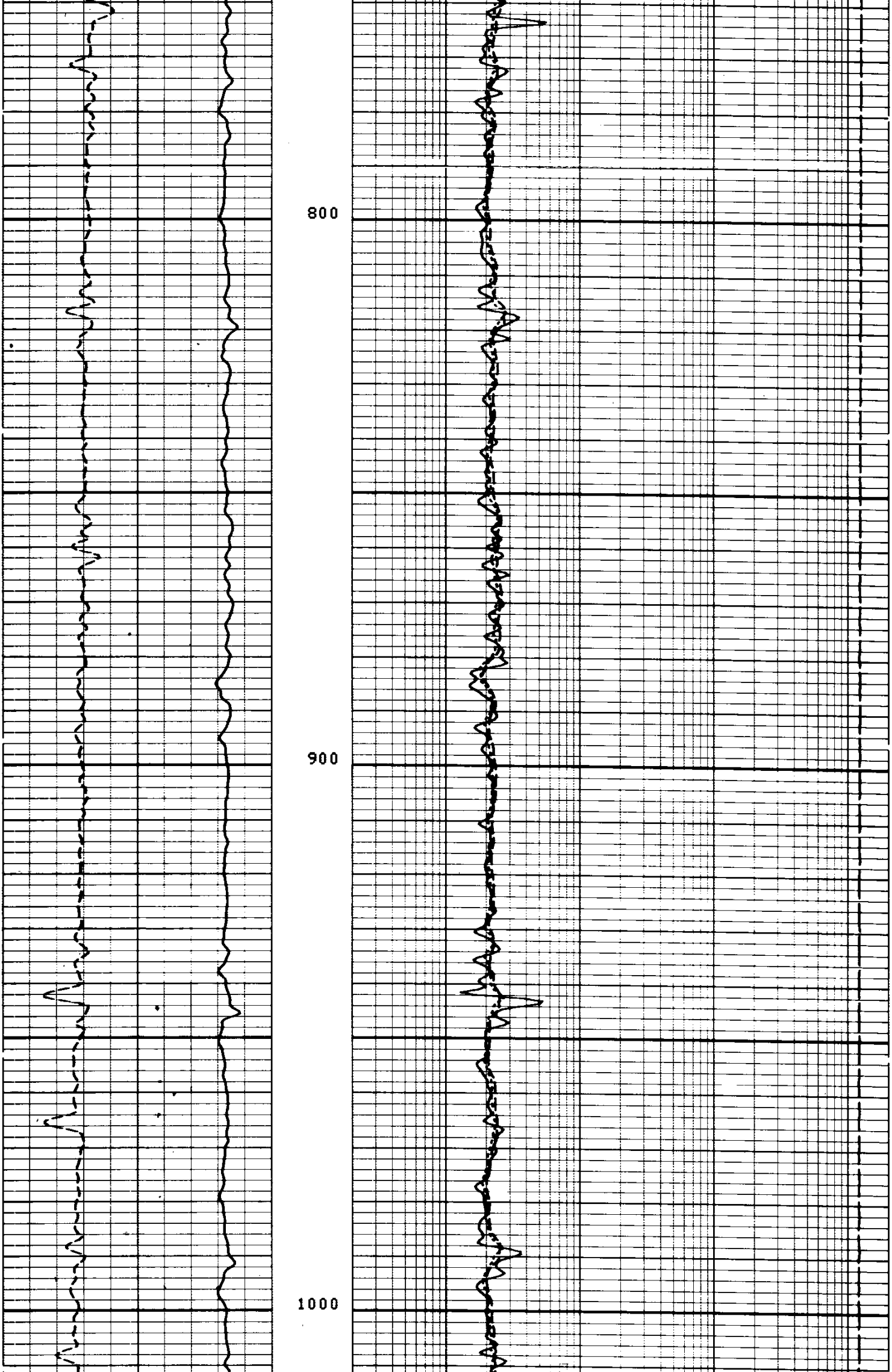

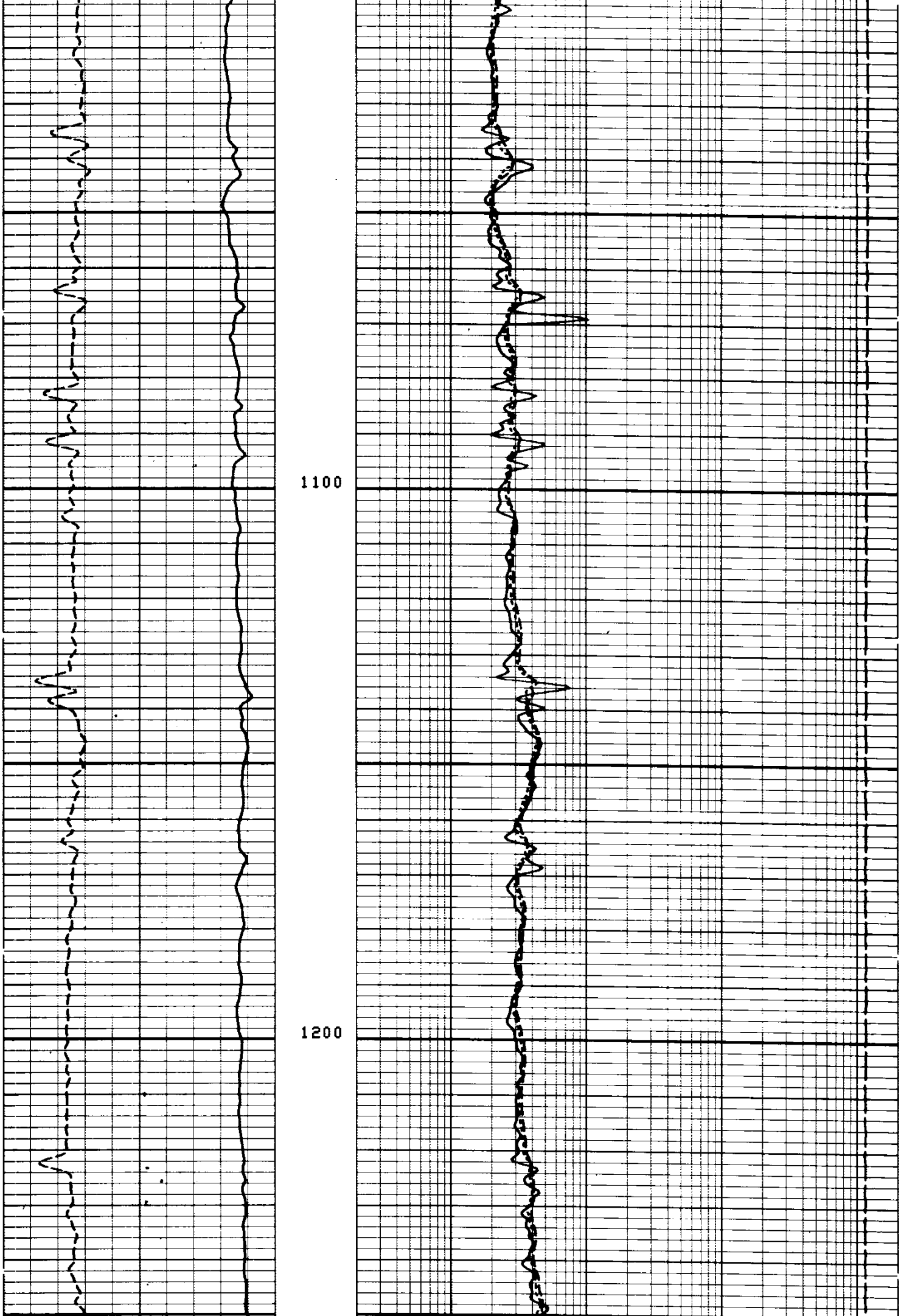

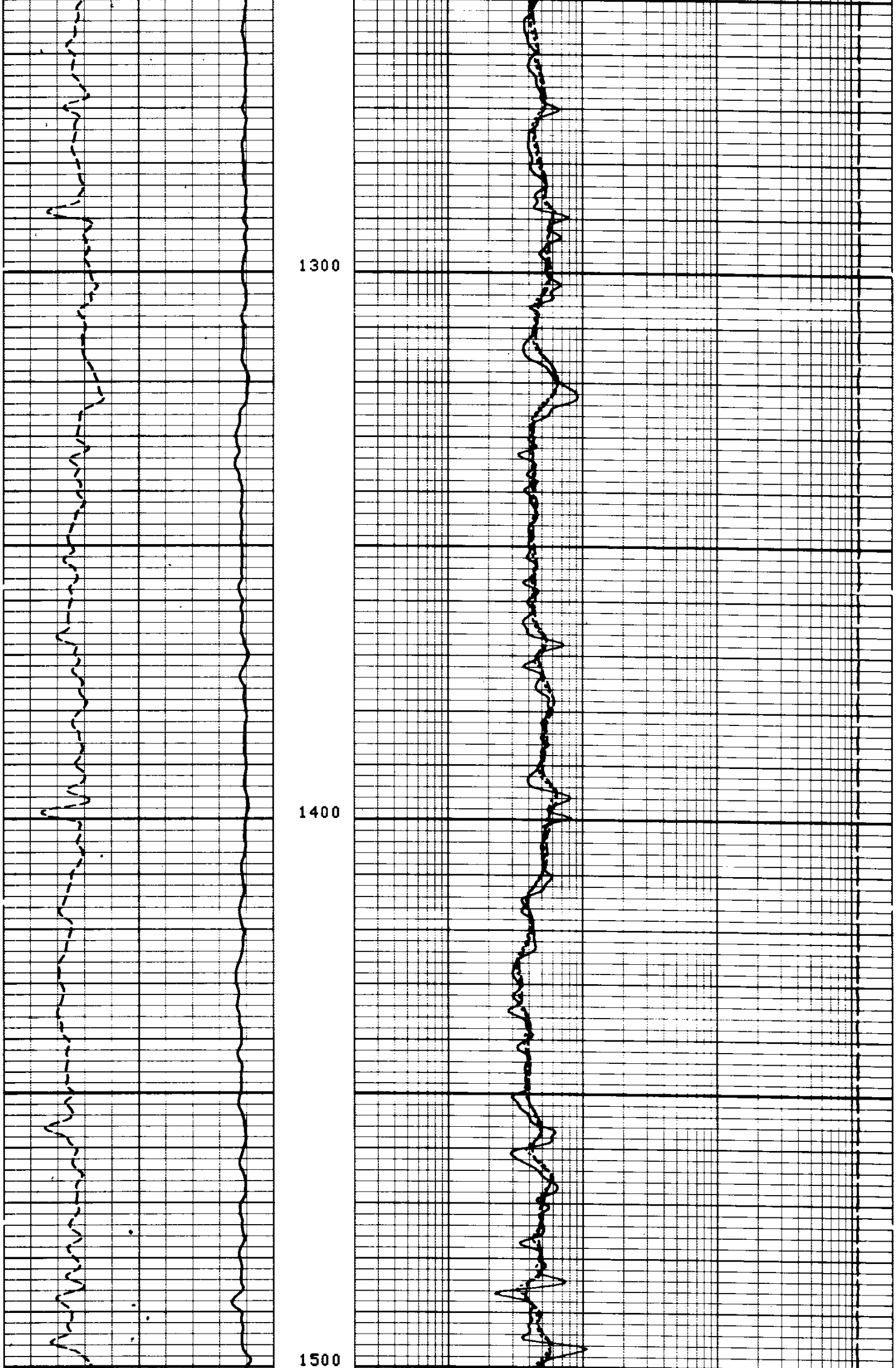

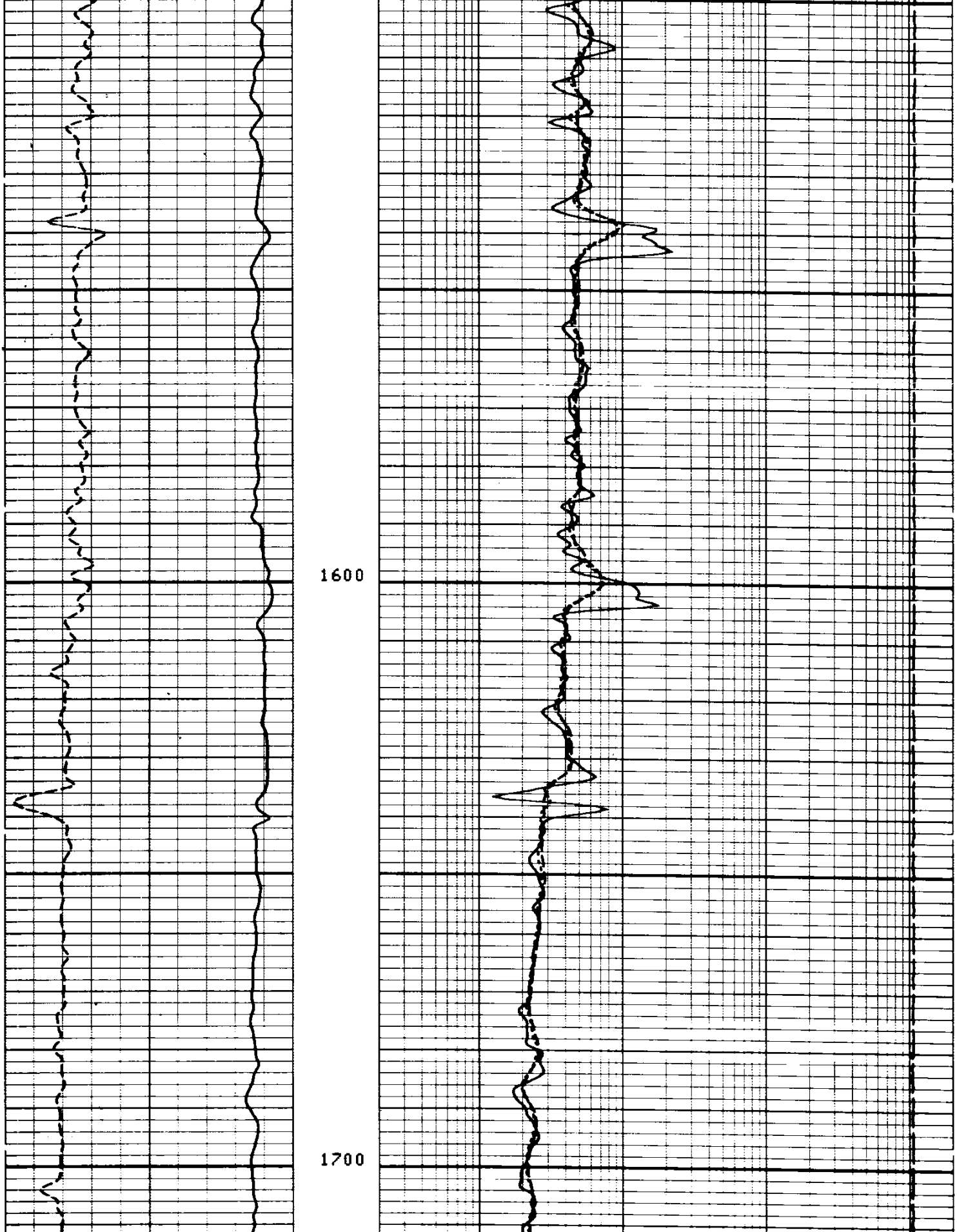

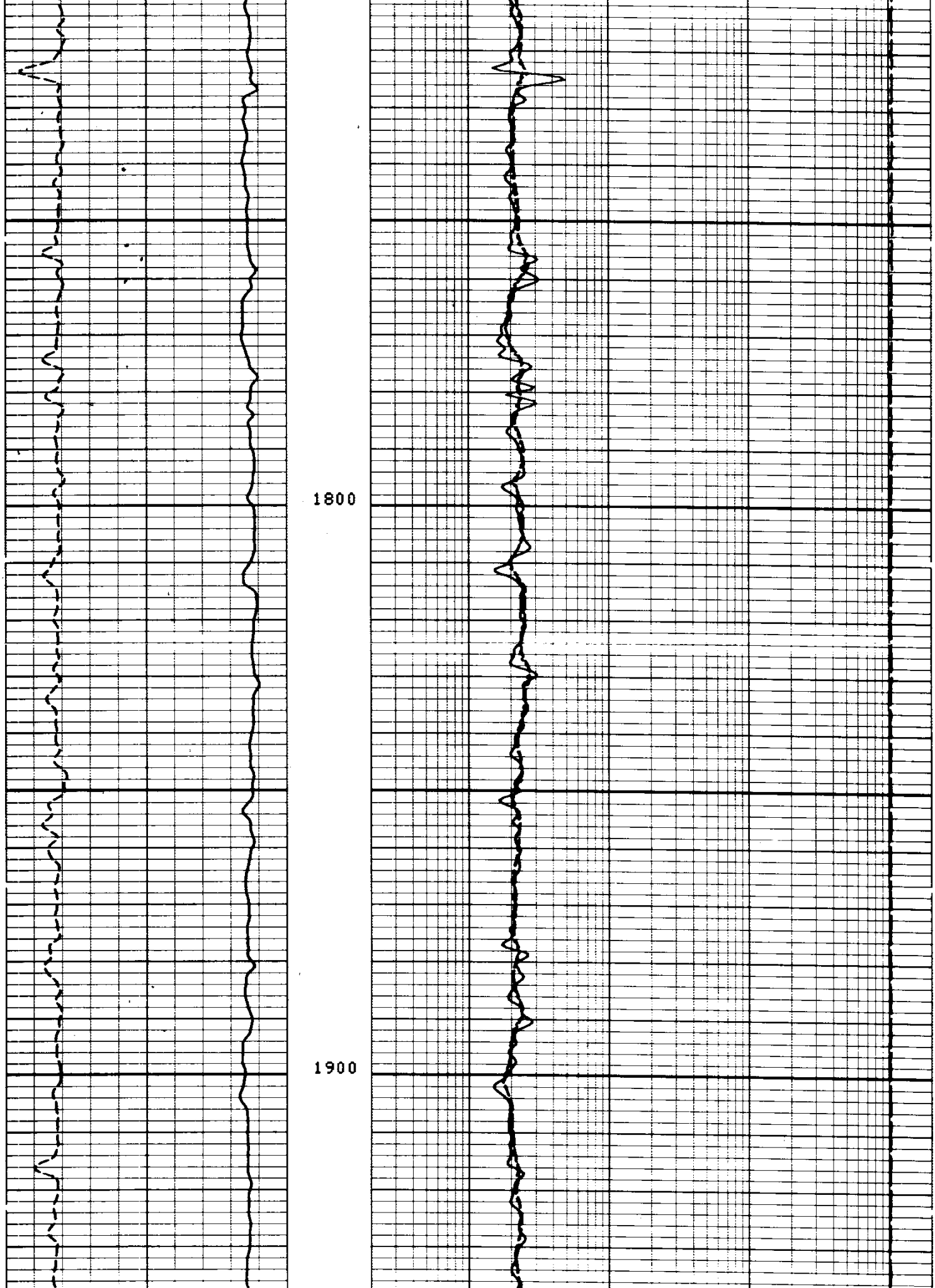

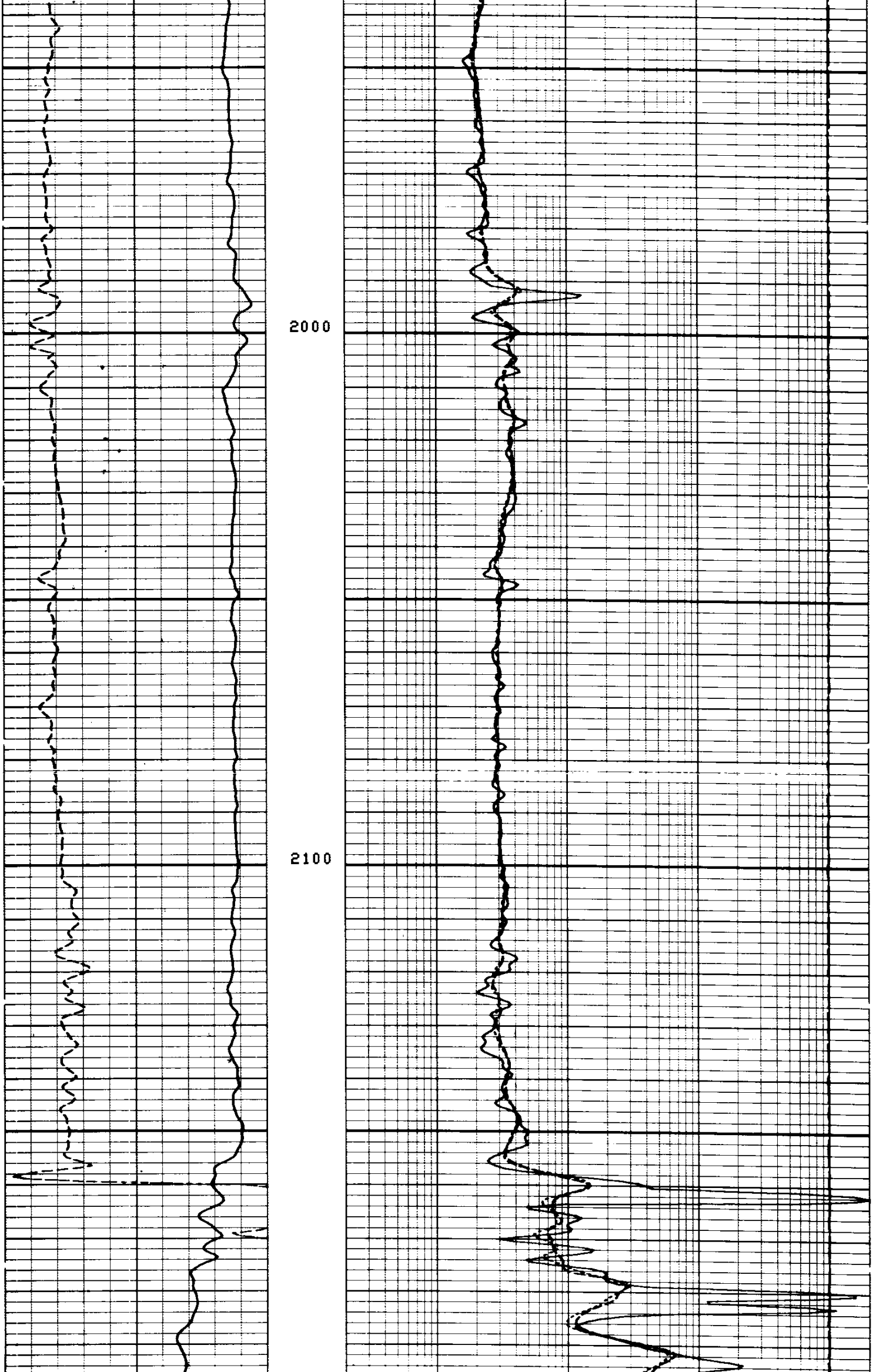

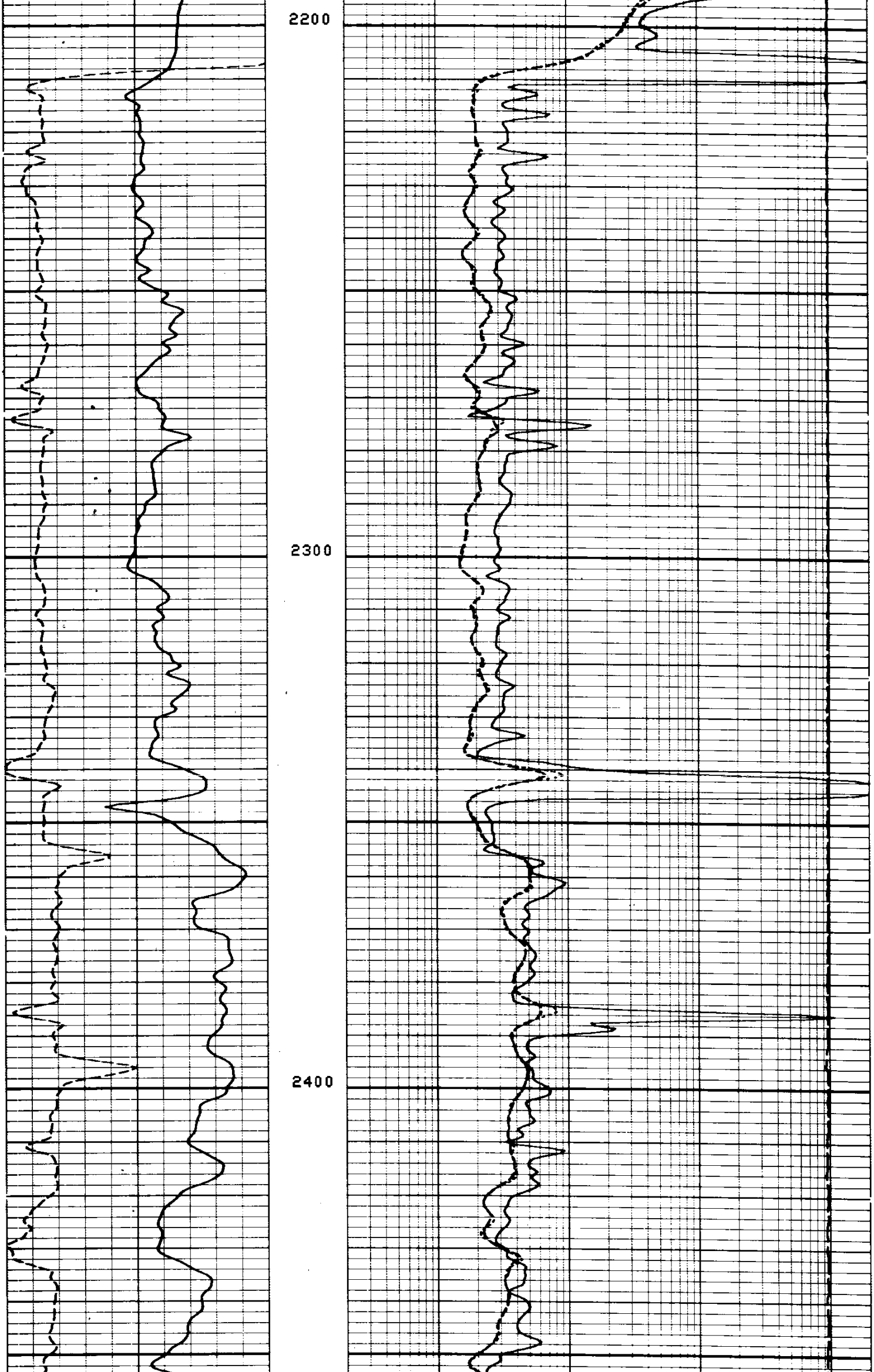

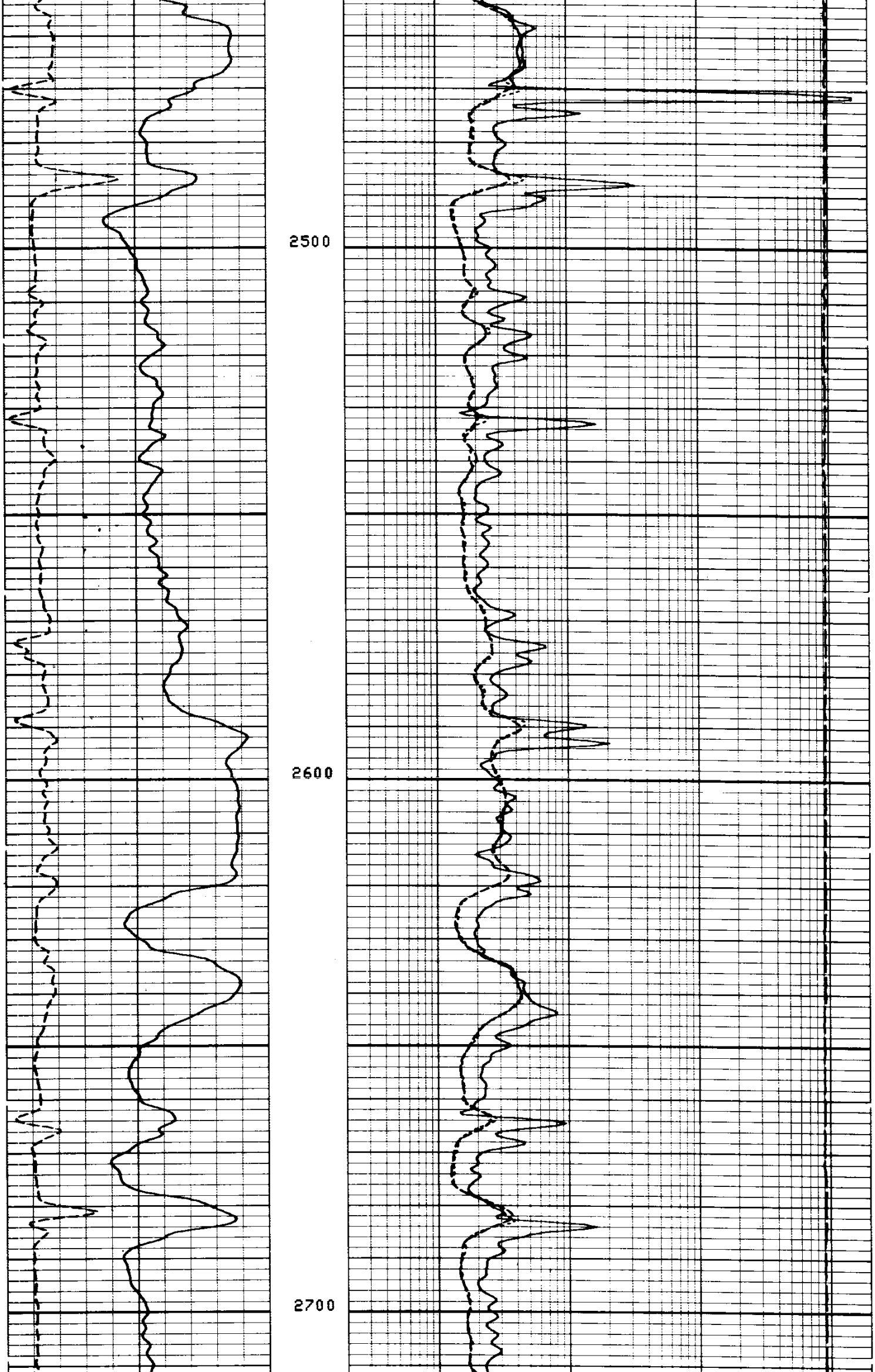

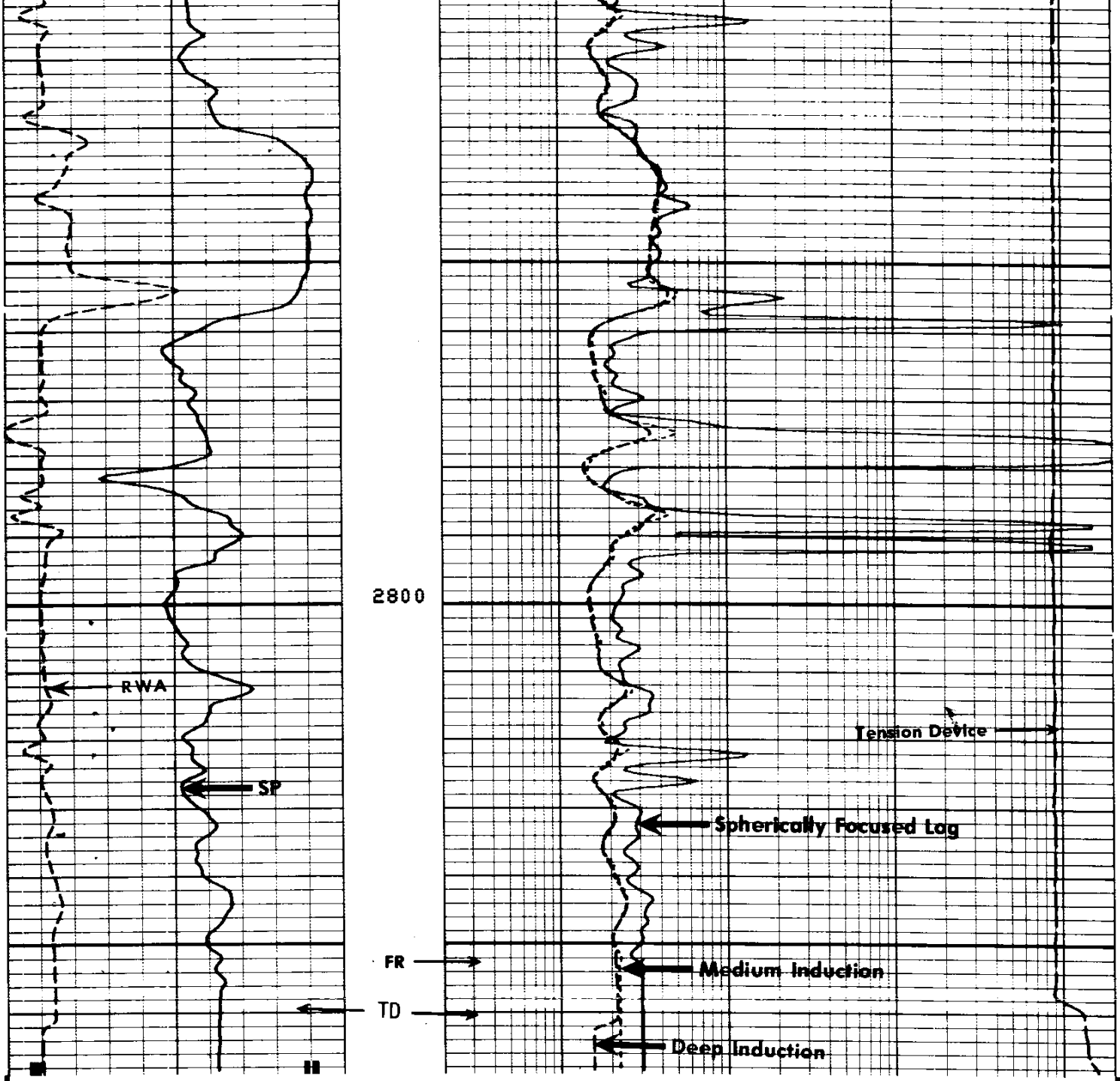

FILE 7 26-JUL-85 08:48

TENS(LB)
10000. 0.0

ILD (OHMM)
.20000 2000.0

ILM (OHMM)
.20000 2000.0

SFLU(OHMM)
.20000 2000.0

RWA (OHMM)
0.0 3.0000

SP (MV)
-200.0 0.0

SENSOR MEASURE POINT TO TOOL ZERO

CBL	37.0	FEET	AMPL	37.0	FEET
TT3	33.3	FEET	TT4	32.3	FEET
TT1	36.0	FEET	TT2	37.0	FEET
CALI	56.1	FEET	SRAT	34.5	FEET
SFL	6.4	FEET	ILD	9.4	FEET
SP	2.5	FEET	ILM	5.7	FEET
TENS	2.5	FEET	SPAR	2.5	FEET
NOIS	28.8	FEET			

PARAMETERS

NAME	VALUE	UNIT	NAME	VALUE	UNIT

```
WSV1 WF1                                 DWS   16
DSIN 5            US                     DDEL  200         US
CDTS 100.000                             DWCO  512
DTF   189.000     US/F                   DTM   56.0000     US/F
SBR   1.00000     OHMM                   DSEC  4.30000     MMHO
FPHI  SPHI                               MSEC  6.20000     MMHO
BS    7.87500     IN                     BHS   OPEN
```

TENS(LB)
10000. 0.0

ILD (OHMM)
.20000 2000.0

RWA (OHMM)
0.0 3.0000

ILM (OHMM)
.20000 2000.0

SP (MV)
-100.0 0.0

SFLU(OHMM)
.20000 2000.0

REPEAT SECTION

FILE 6 26-JUL-85 08:46

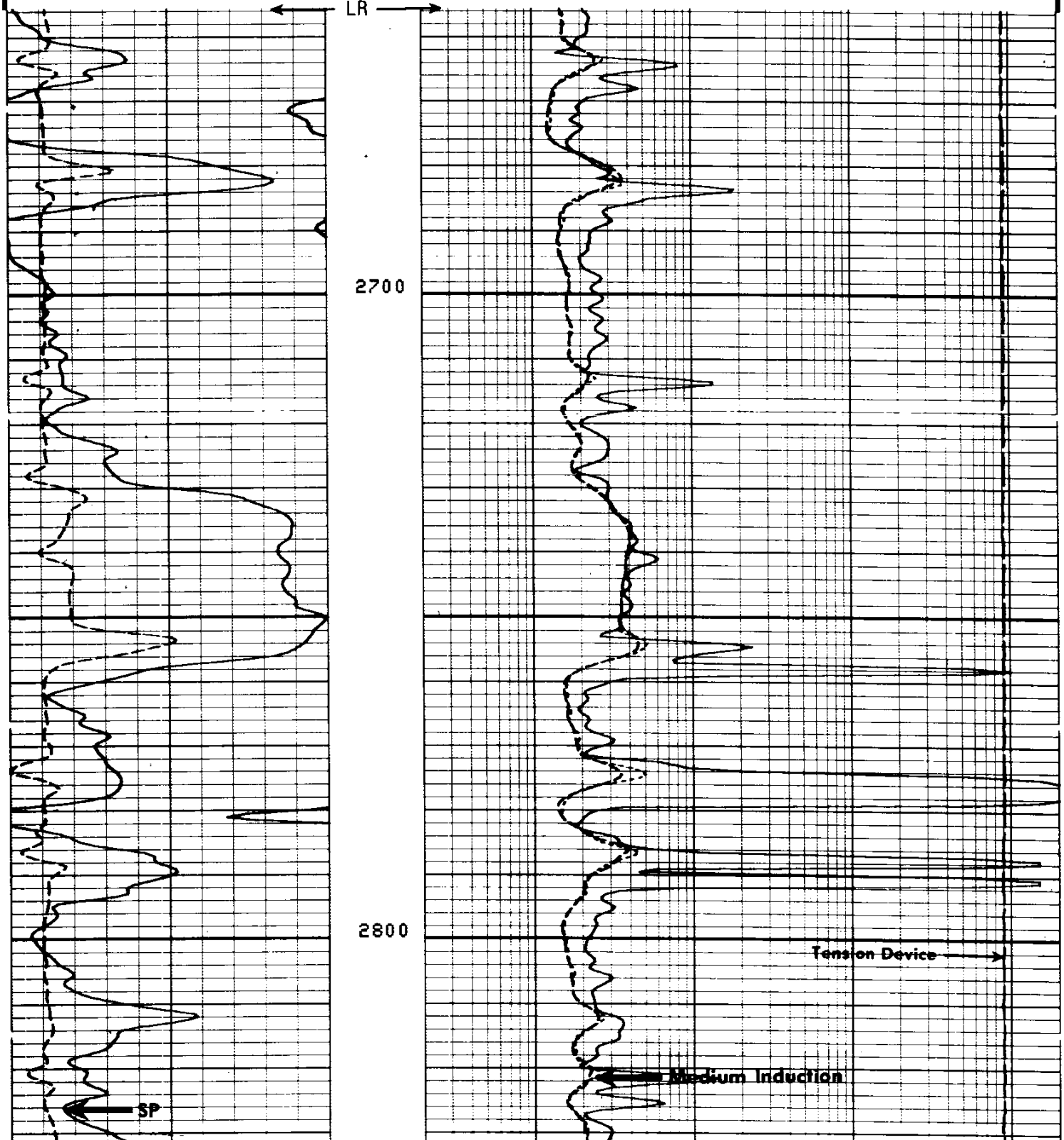

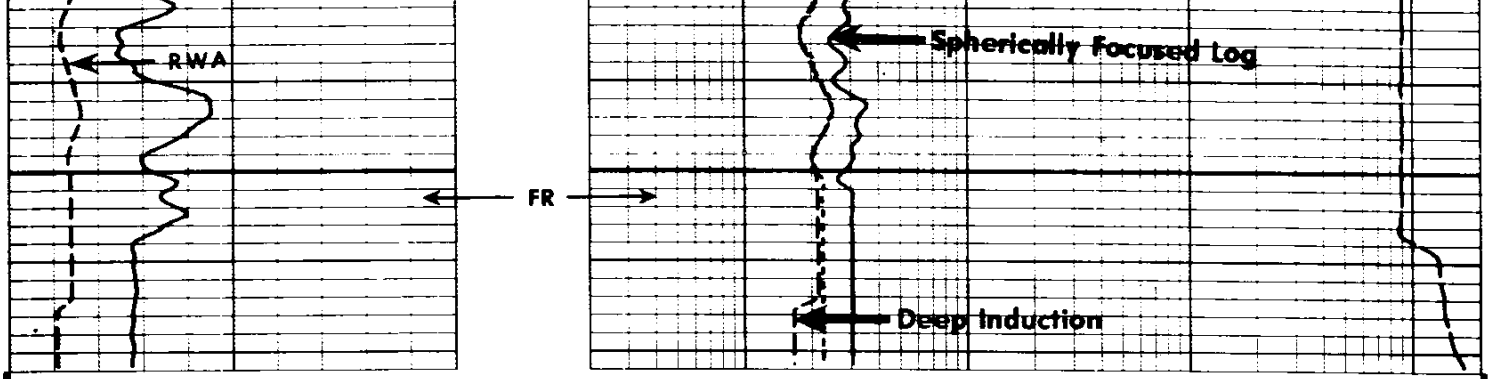

FILE 6 26-JUL-85 08:40

RWA (OHMM)	0.0	3.0000		
SP (MV)	-100.0	0.0		
TENS(LB)			10000.	0.0
ILD (OHMM)			.20000	2000.0
ILM (OHMM)			.20000	2000.0
SFLU(OHMM)			.20000	2000.0

SENSOR MEASURE POINT TO TOOL ZERO

CBL	37.0	FEET	AMPL	37.0	FEET
TT3	33.3	FEET	TT4	32.3	FEET
TT1	36.0	FEET	TT2	37.0	FEET
CALI	56.1	FEET	SRAT	34.5	FEET
SFL	6.4	FEET	ILD	9.4	FEET
SP	2.5	FEET	ILM	5.7	FEET
TENS	2.5	FEET	SPAR	2.5	FEET
NOIS	28.8	FEET			

PARAMETERS

NAME	VALUE	UNIT	NAME	VALUE	UNIT
WSV1	WF1		DWS	16	
DSIN	5	US	DDEL	200	US
CDTS	100.000		DWCO	512	
DTF	189.000	US/F	DTM	56.0000	US/F
SBR	1.00000	OHMM	DSEC	4.30000	MMHO
FPHI	SPHI		MSEC	6.20000	MMHO
BS	7.87500	IN	BHS	OPEN	

BEFORE SURVEY CALIBRATION SUMMARY

PERFORMED: 85/07/26
PROGRAM FILE: ISN (VERSION 26.2 83/11/17)

DITD ELECTRONICS CALIBRATION SUMMARY

	MEASURED		CALIBRATED		
	ZERO	PLUS	ZERO	PLUS	UNITS
ILD	.1	544.2	0.0	503.7	MMHO
ILM	.1	517.4	0.0	500.5	MMHO
SFL	2.6	514.0	0.0	500.0	MMHO

ILD SONDE ERROR CORRECTION : 4.3 MMHO
ILM SONDE ERROR CORRECTION : 6.2 MMHO

```
                 AFTER SURVEY TOOL CHECK SUMMARY


  PERFORMED:      85/07/26
  PROGRAM FILE: ISN    (VERSION    26.2    83/11/17)


DITD                    TOOL  CHECK

                ZERO                       PLUS
          BEFORE         AFTER        BEFORE     AFTER     UNITS
   ILD     0.0             .0         503.7      502.4     MMHO
   ILM     0.0             .0         500.5      498.6     MMHO
   SFL     0.0           -1.8         500.0      492.9     MMHO

ILD  SONDE ERROR CORRECTION :         4.3 MMHO
ILM  SONDE ERROR CORRECTION :         6.2 MMHO

                     FILE    9       26-JUL-85 09:37

                SHOP SUMMARY


  PERFORMED:      85/07/03
  PROGRAM FILE: SHOP   (VERSION    26.2    83/11/17)


DITD                 ELECTRONICS CALIBRATION SUMMARY

               TEST LOOP CALIBRATION               TOOL CHECK
          MEASURED          CALIBRATED             CALIBRATED
        ZERO     PLUS      ZERO      PLUS        ZERO       PLUS     UNITS
  ILD   -3.3     536.3      0.0      500.0        0.0       504.0    MMHO
  ILM   -6.5     511.5      0.0      500.0        0.0       500.5    MMHO
ILD  SONDE ERROR CORRECTION :        4.3 MMHO
ILM  SONDE ERROR CORRECTION :        6.2 MMHO

                     (IS:1422, IC:1149)
```