Schlumberger

DUAL INDUCTION SFL 5"

CSU

COMPANY: REICHHOLD ENERGY CORPORATION

WELL: CROWN ZELLERBACH #23-26

FIELD: PITTSBURG
COUNTY: COLUMBIA
STATE: OREGON

LOCATION: 2092.6' EAST & 357.05'SOUT
FROM THE W 1/4 CORNER OF
SEC: 26 TWP: 6N RGE: 4W

OTHER SERVICES-
BHC
HDT

PERMANENT DATUM: GL
ELEV. OF PERM. DATUM: 1130.8 '
LOG MEASURED FROM: KB
11.4 ' ABOVE PERM. DATUM
DRLG. MEASURED FROM: KB

ELEVATIONS-
KB: 1142.2 '
DF:
GL: 1130.8 '

PROGRAM
TAPE NO:
24.2
SERVICE
ORDER NO:
382954

DATE: 16 JAN 1984
RUN NO: 1

DEPTH-DRILLER: 4379.0 '
DEPTH-LOGGER: 4386.0 '
BTM. LOG INTERVAL: 4380.0 '
TOP LOG INTERVAL: 1183.0 '

CASING-DRILLER: 1183 '
CASING-LOGGER: 1183 '
CASING: 8.625

BIT SIZE: 7.875
DEPTH: 4379 '

RECEIVED-PTLD
FEB 15 1984
DEPT OF GEOLOGY
& MINERAL INDUS

TYPE FLUID IN HOLE: LIGNOSULFONATE
DENSITY: 10.0 LB/G
VISCOSITY: 47.0 S
PH: 9.5
FLUID LOSS: 7.4 C3
SOURCE OF SAMPLE: CIRC.
RM: 2.990 OHMM AT 58.0 DEGF
RMF: 2.910 OHMM AT 57.0 DEGF
RMC: 2.940 OHMM AT 57.0 DEGF
SOURCE RMF/RMC: MEAS. /MEAS.
RM AT BHT: 1.850 OHMM AT 98.0 DEGF
RMF AT BHT: 1.773 OHMM AT 98.0 DEGF
RMC AT BHT: 1.792 OHMM AT 98.0 DEGF

TIME CIRC. STOPPED: 1245
TIME LOGGER ON BTM.: 1615

MAX. REC. TEMP: 98.0 DEGF

LOGGING UNIT NO: 8178
LOGGING UNIT LOC: SACRAMENTO
RECORDED BY: ANDERSEN
WITNESSED BY: ALGER/THOMAS

REMARKS:

EQUIPMENT NUMBERS-

IEM 685	SLM 383	IS 1342	IC 1359
SLS 1082	SLC 1321		

ALL INTERPRETATIONS ARE OPINIONS BASED ON INFERENCES FROM ELECTRICAL OR OTHER MEASUREMENTS AND WE CANNOT, AND DO NOT GUARANTEE THE ACCURACY OR CORRECTNESS OF ANY INTERPRETATIONS, AND WE SHALL NOT, EXCEPT IN THE CASE OF GROSS OR WILLFUL NEGLIGENCE ON OUR PART, BE LIABLE OR RESPONSIBLE FOR ANY LOSS, COSTS, DAMAGES OR EXPENSES INCURRED OR SUSTAINED BY ANYONE RESULTING FROM ANY INTERPRETATION MADE BY ANY OF OUR OFFICERS, AGENTS OR EMPLOYEES. THESE INTERPRETATIONS ARE ALSO SUBJECT TO OUR GENERAL TERMS AND CONDITIONS AS SET OUT IN OUR CURRENT PRICE SCHEDULE.

FILE

4

TENS(LB)
10000. 0.0

ILD (OHMM)
0.2000 2000.0

RWA (OHMM)
0.0 3.0000

ILM (OHMM)
0.2000 2000.0

SP (MV)
-100.0 0.0

SFLU(OHMM)
0.2000 2000.0

FILE

7

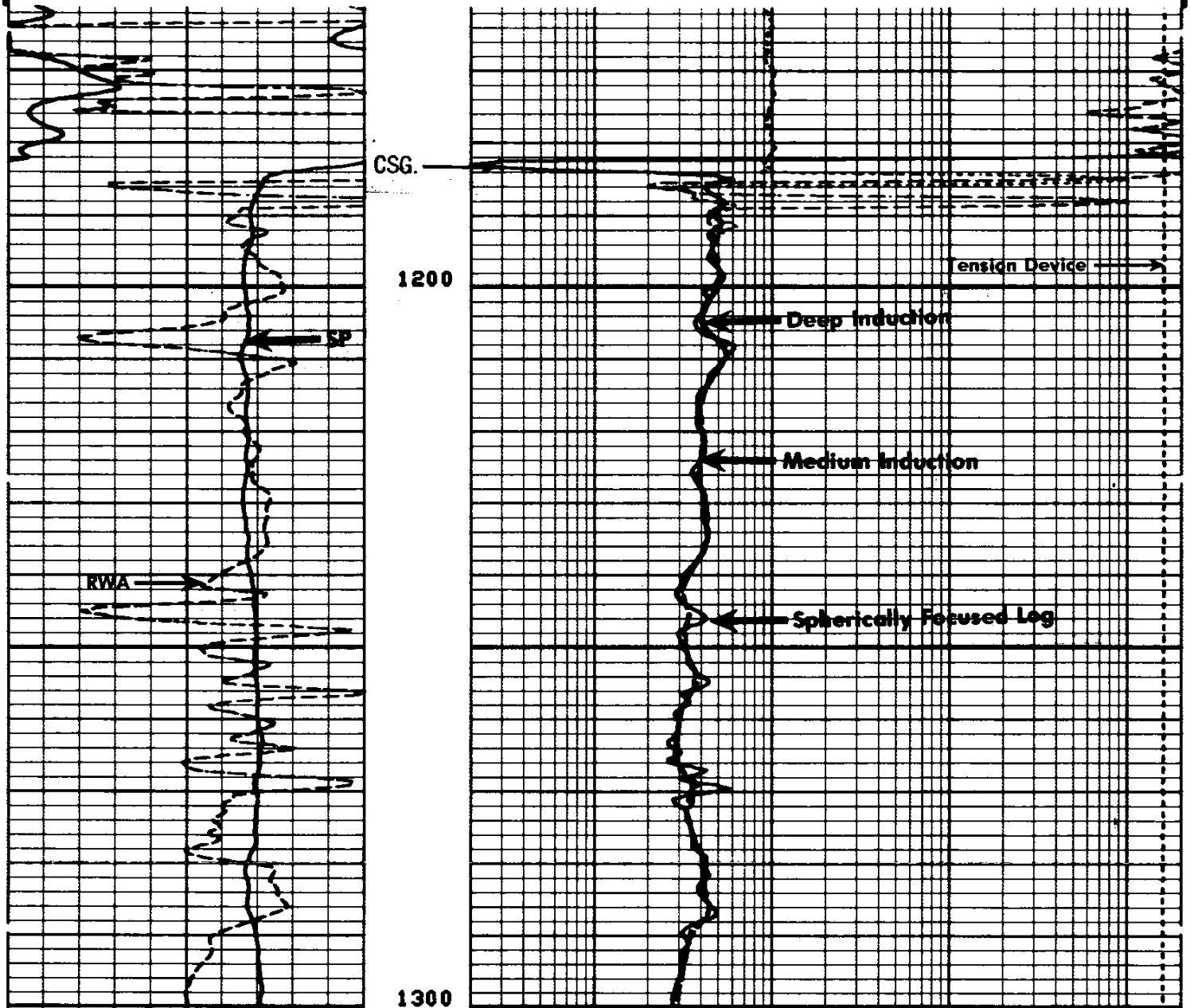

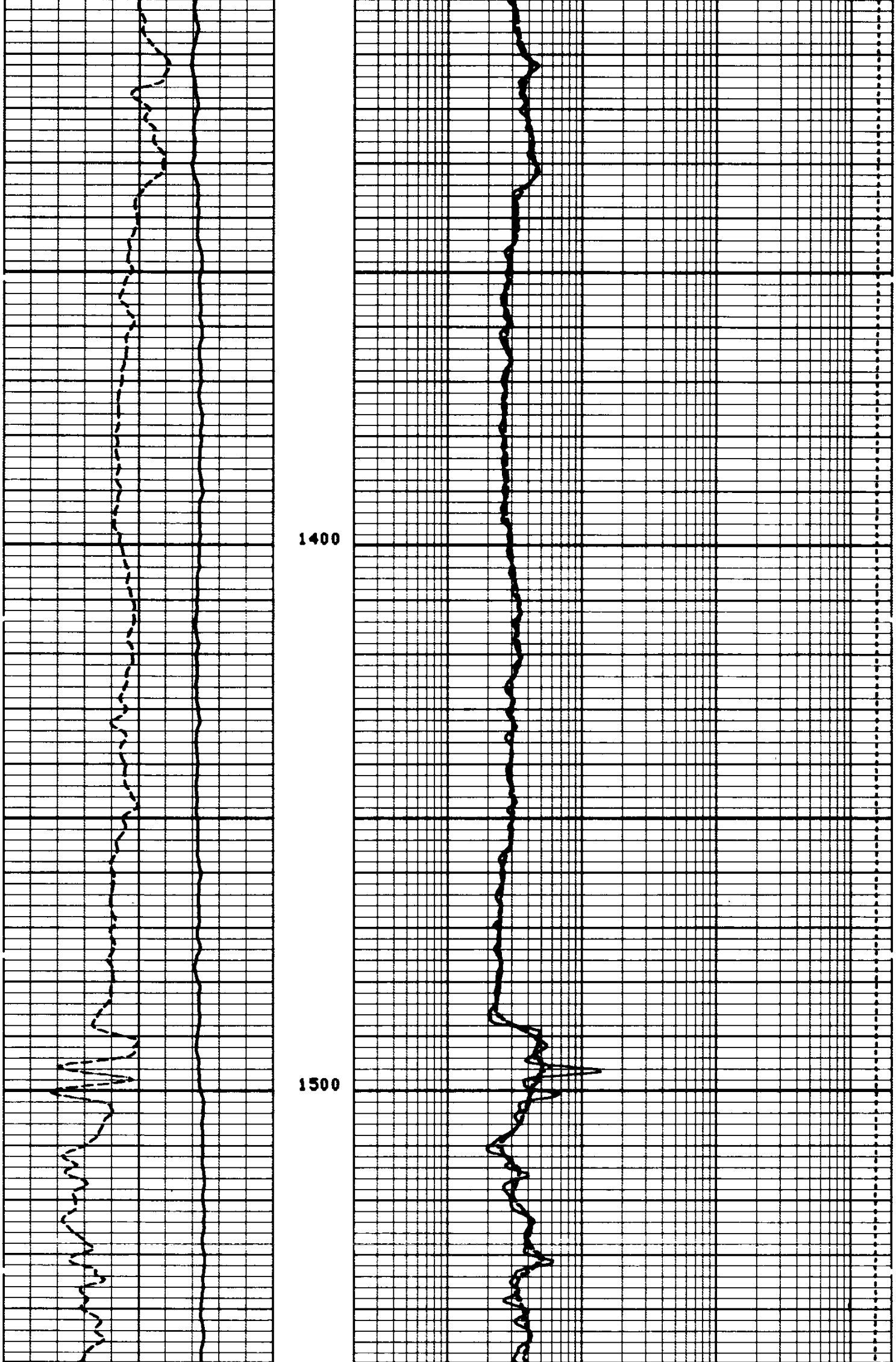



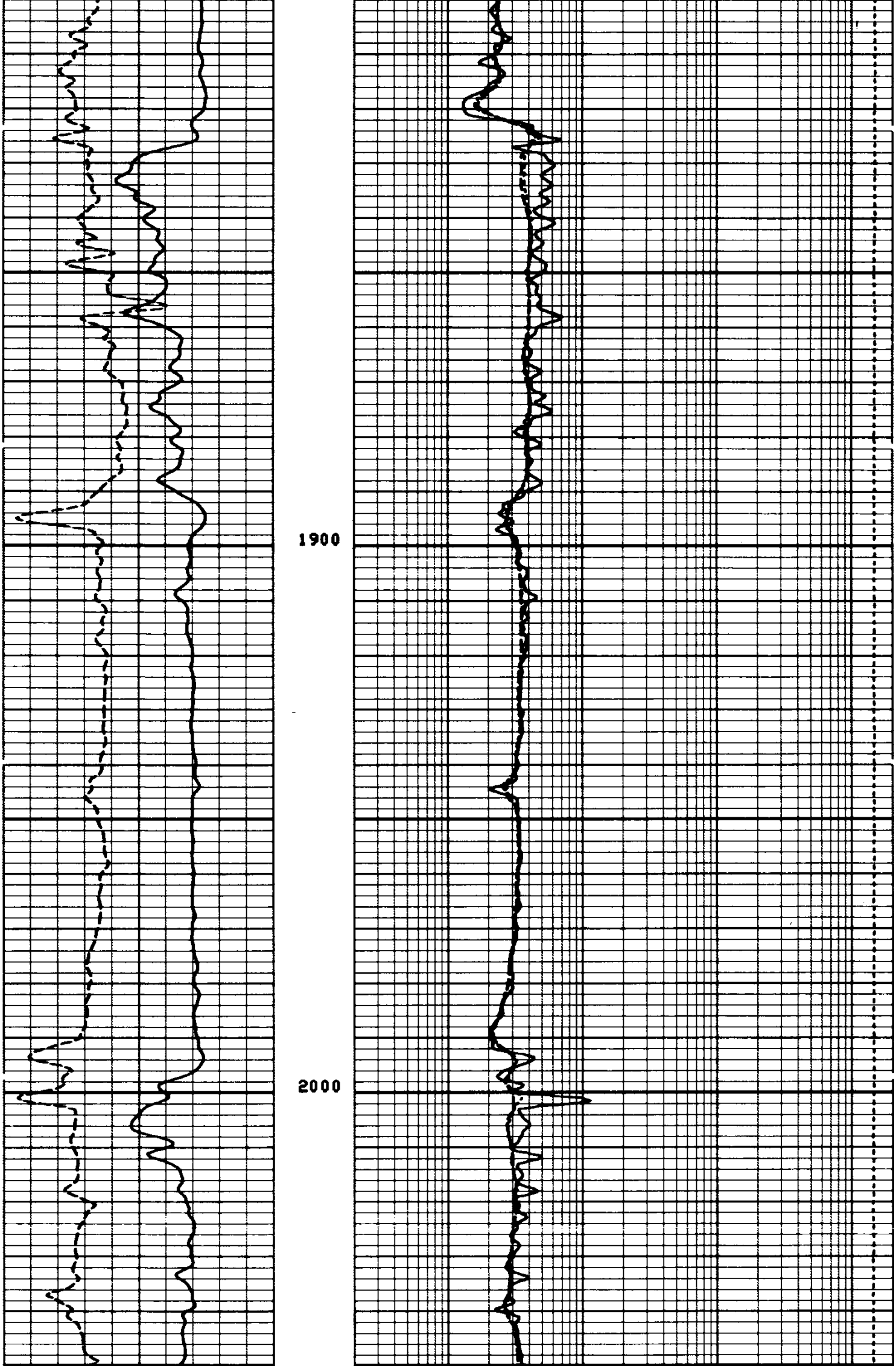

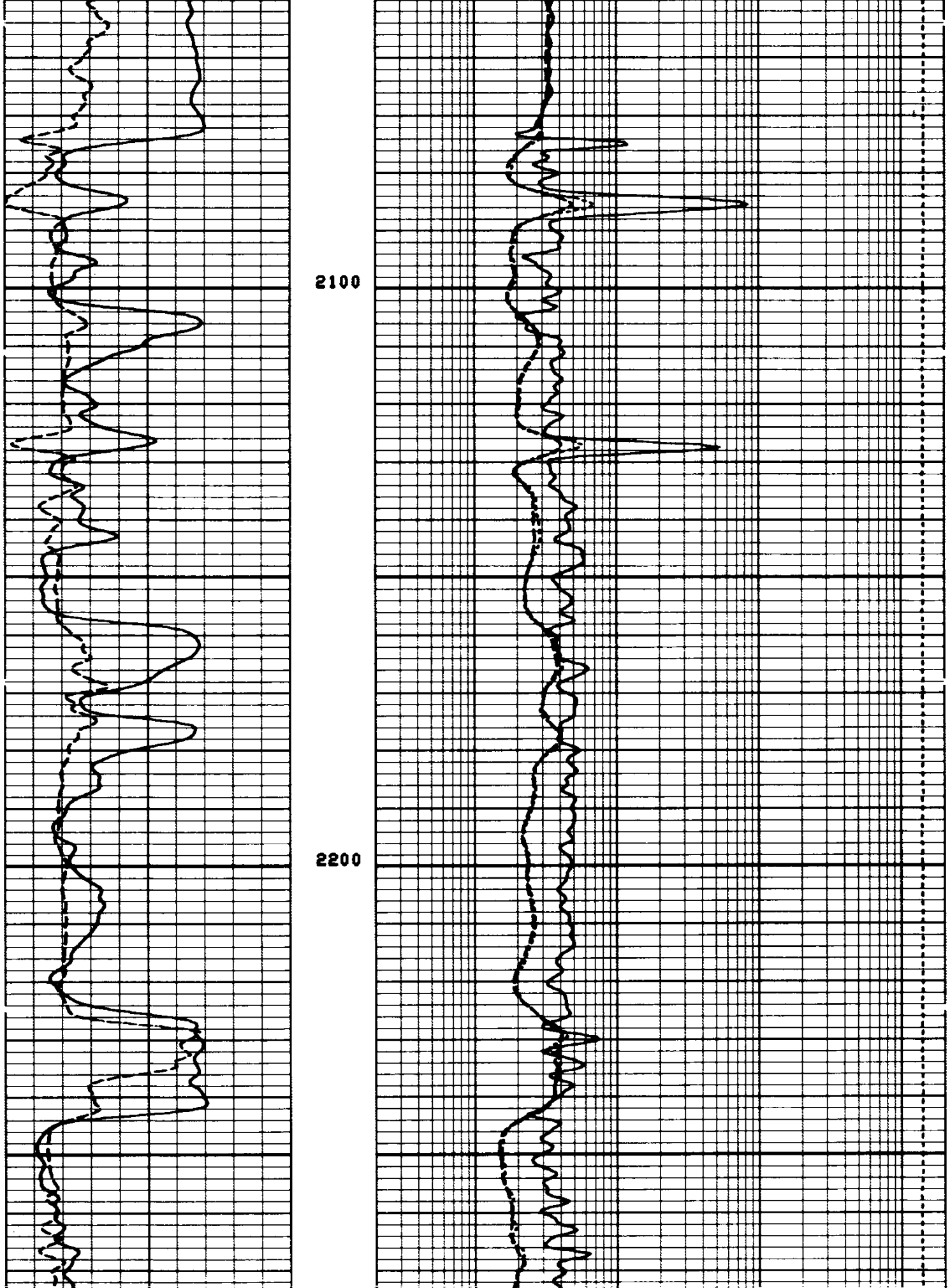

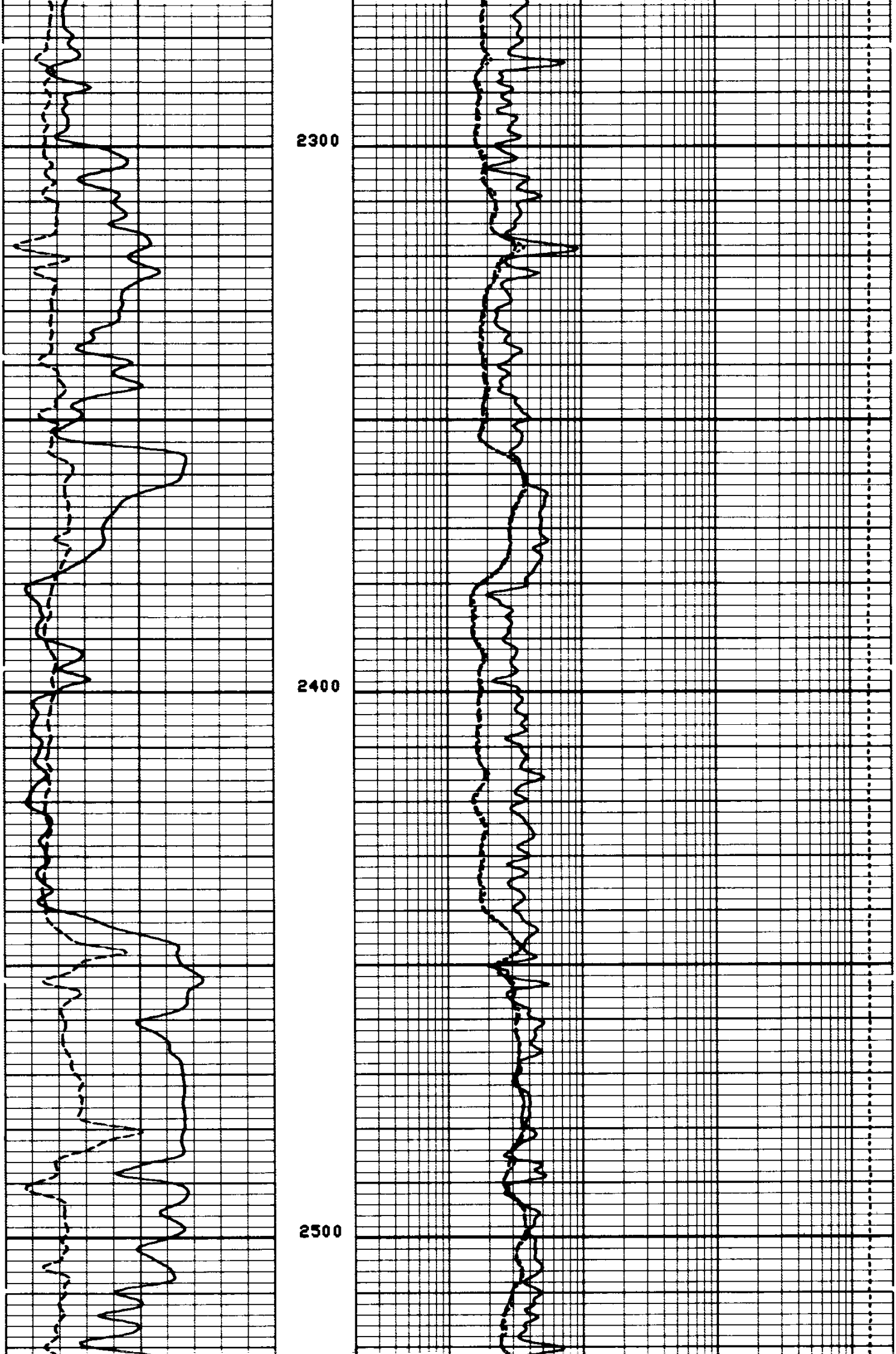

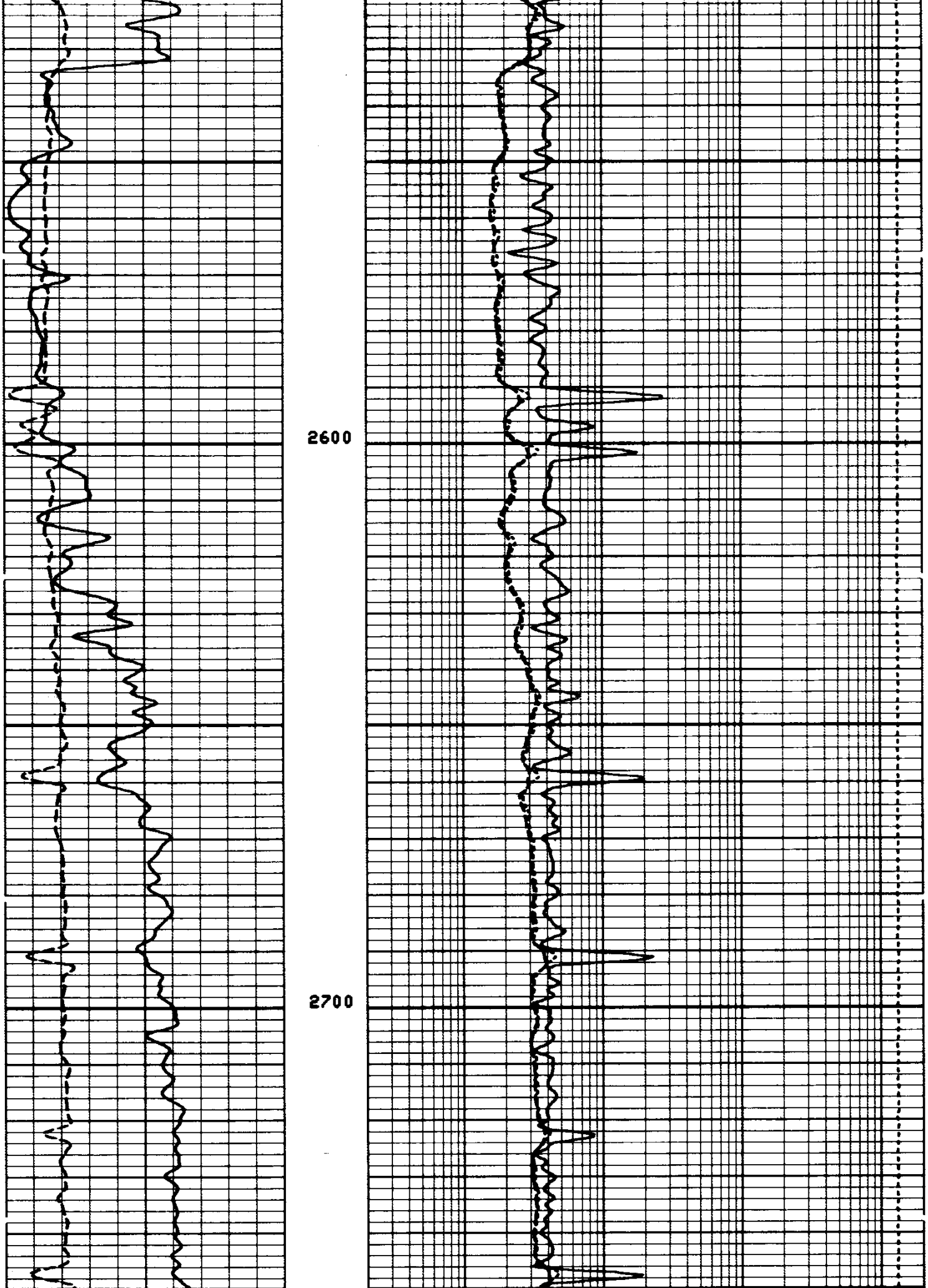

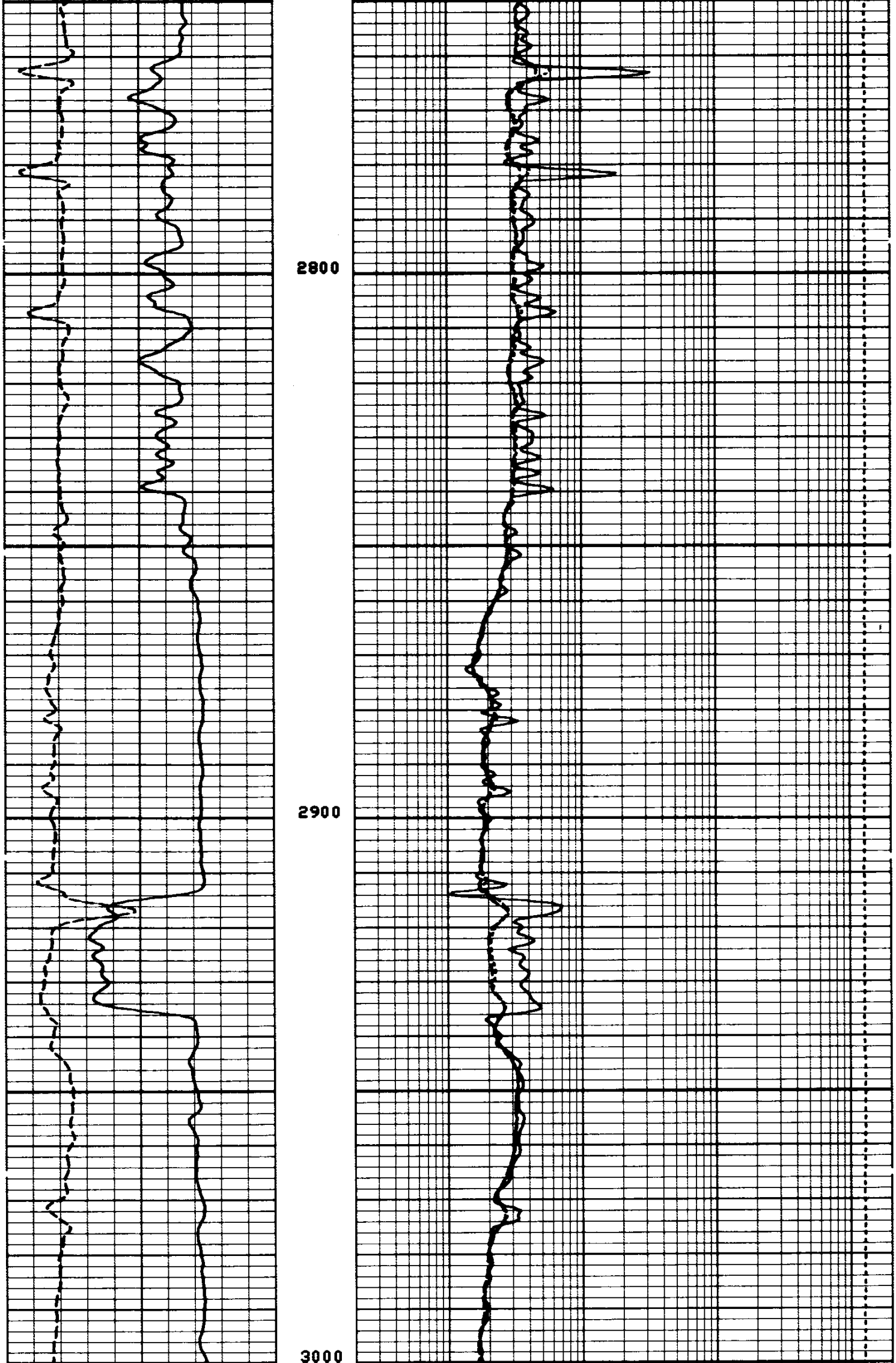

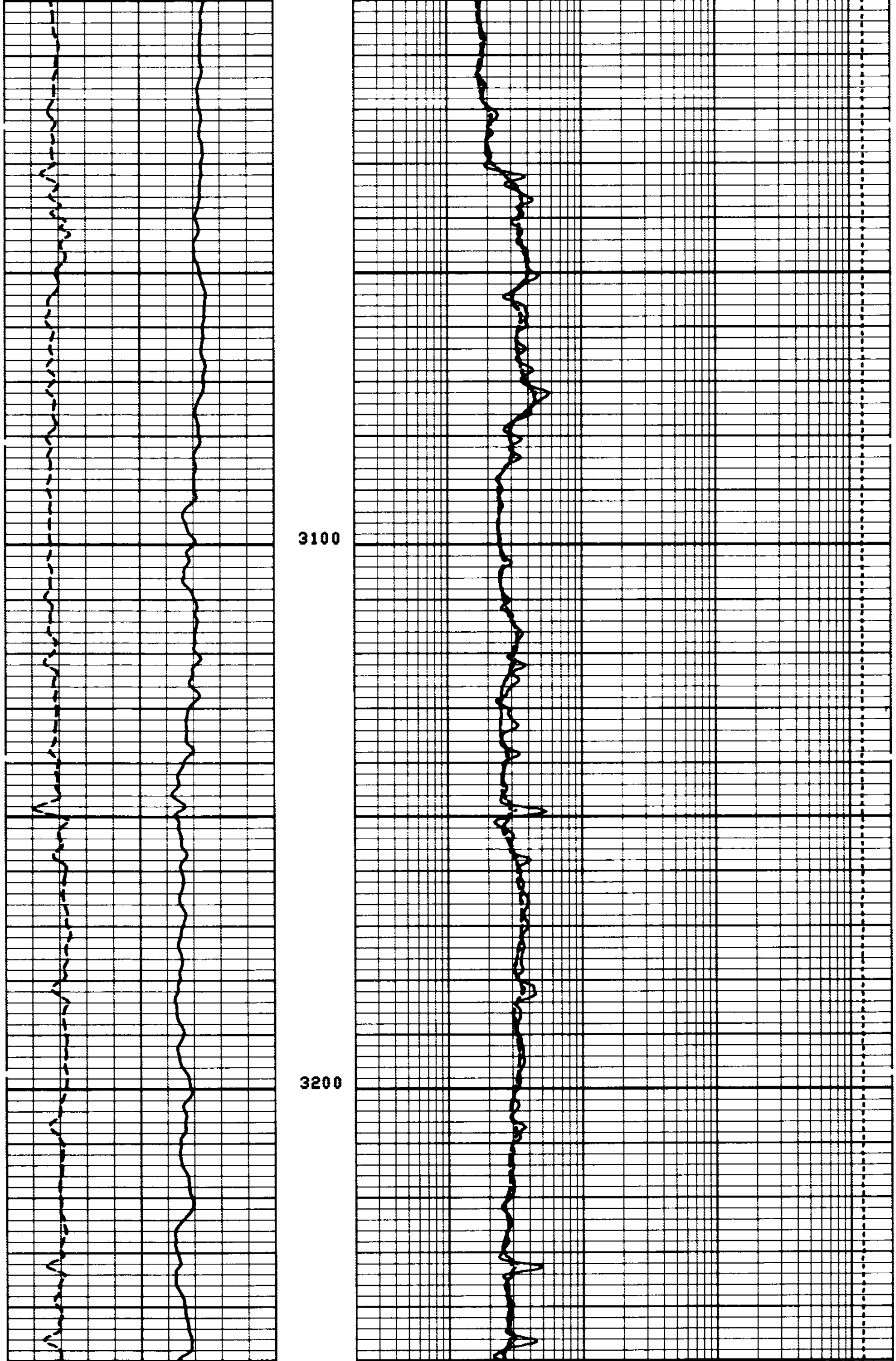

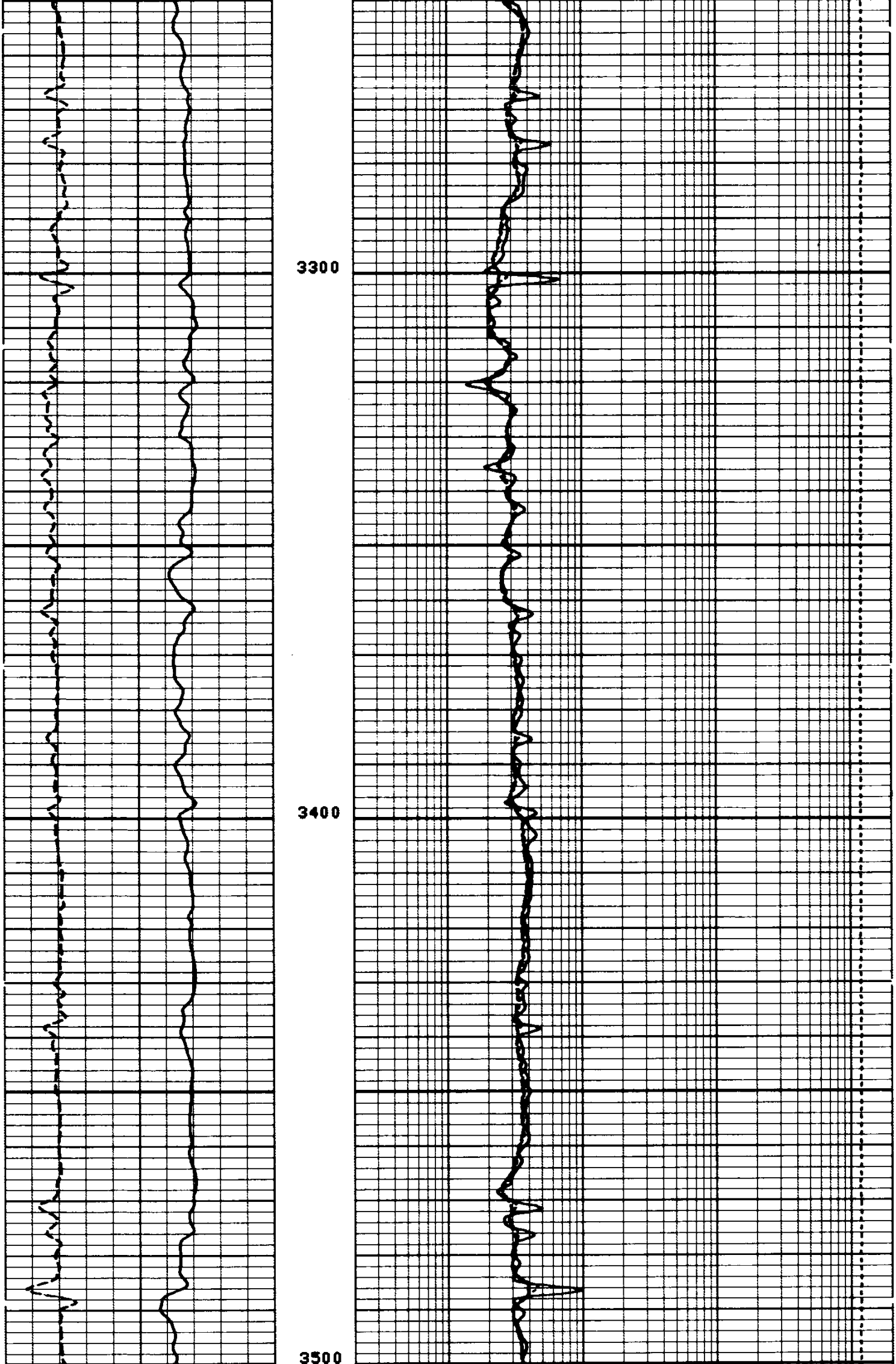

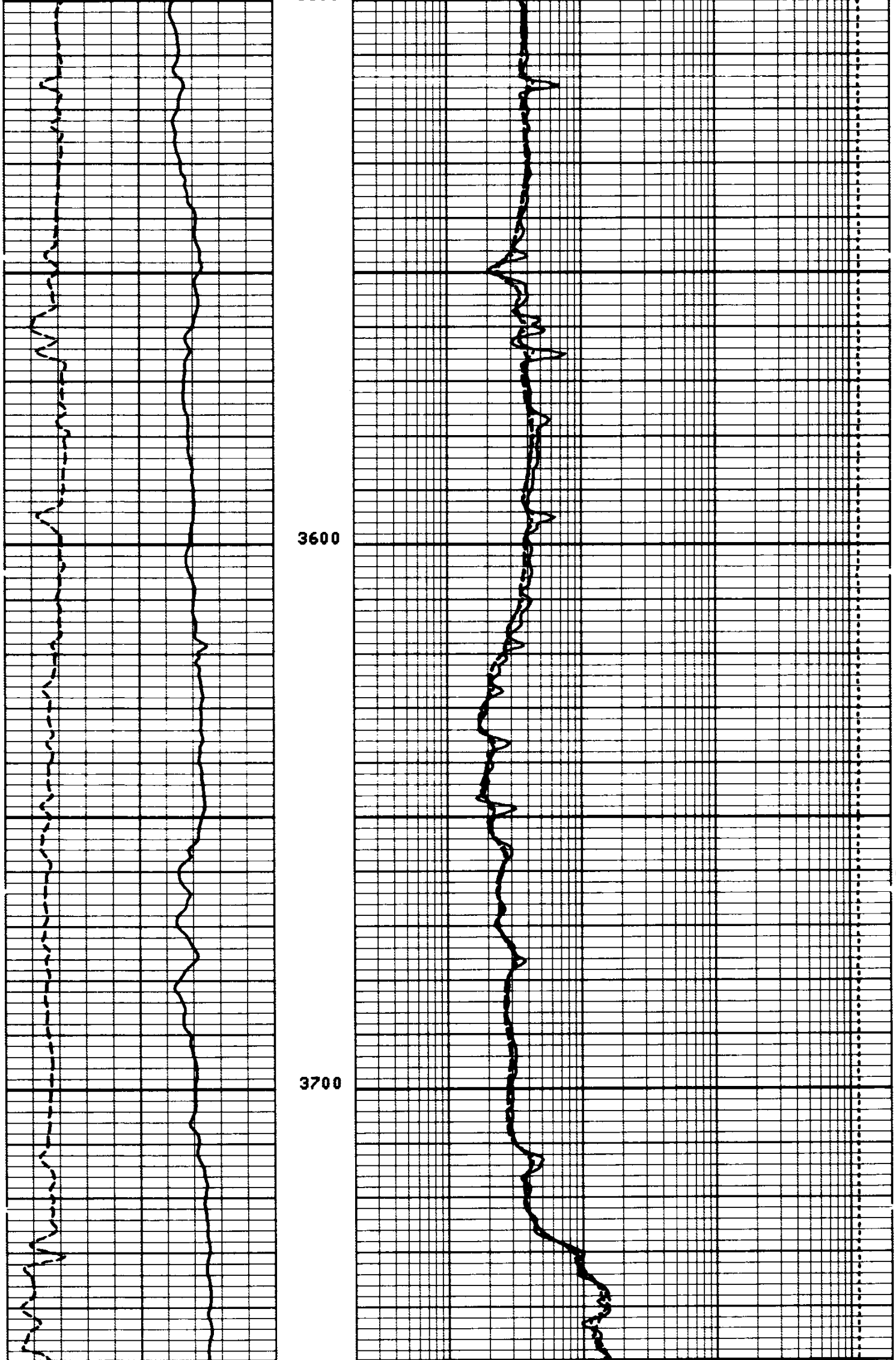

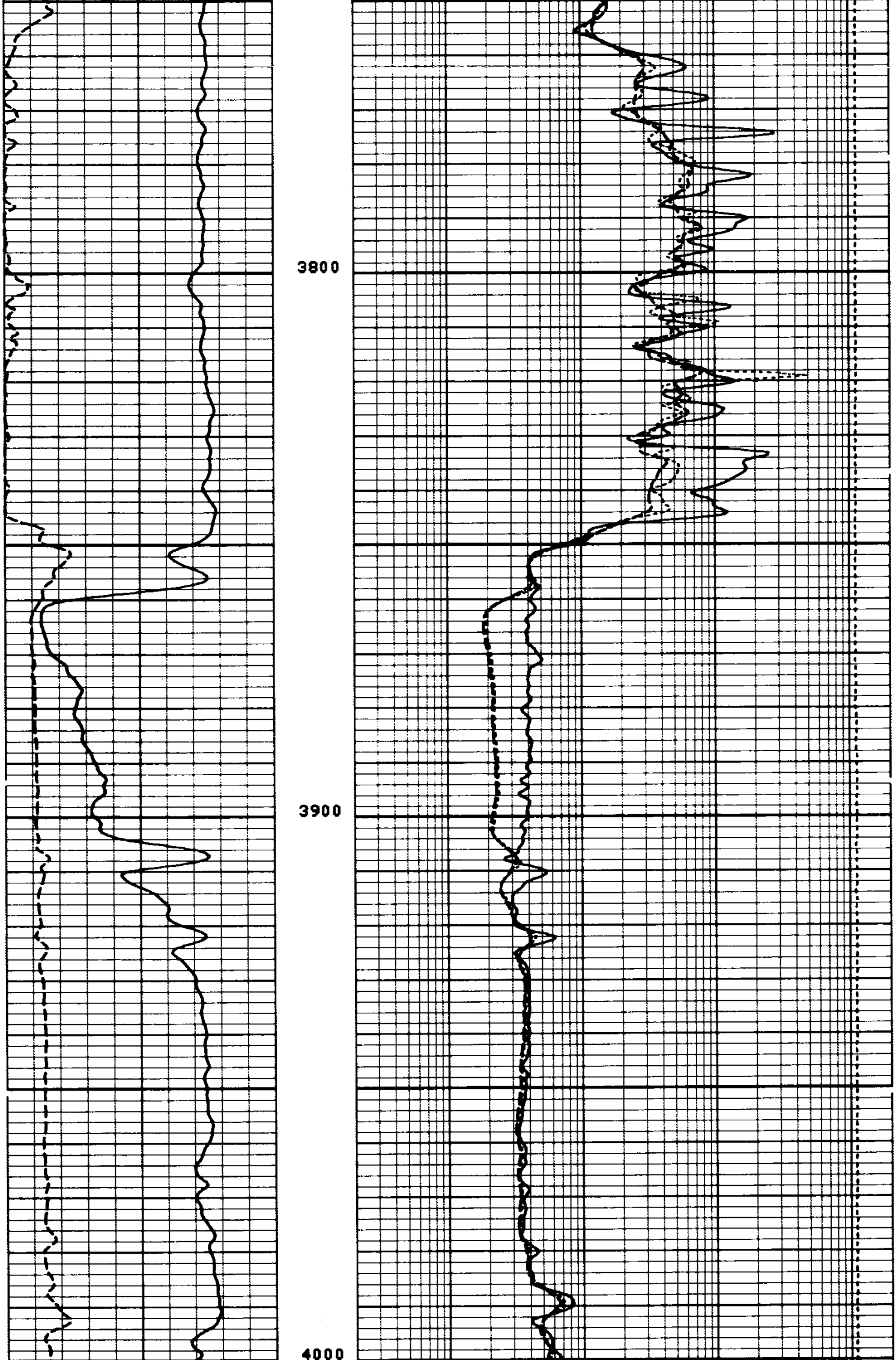

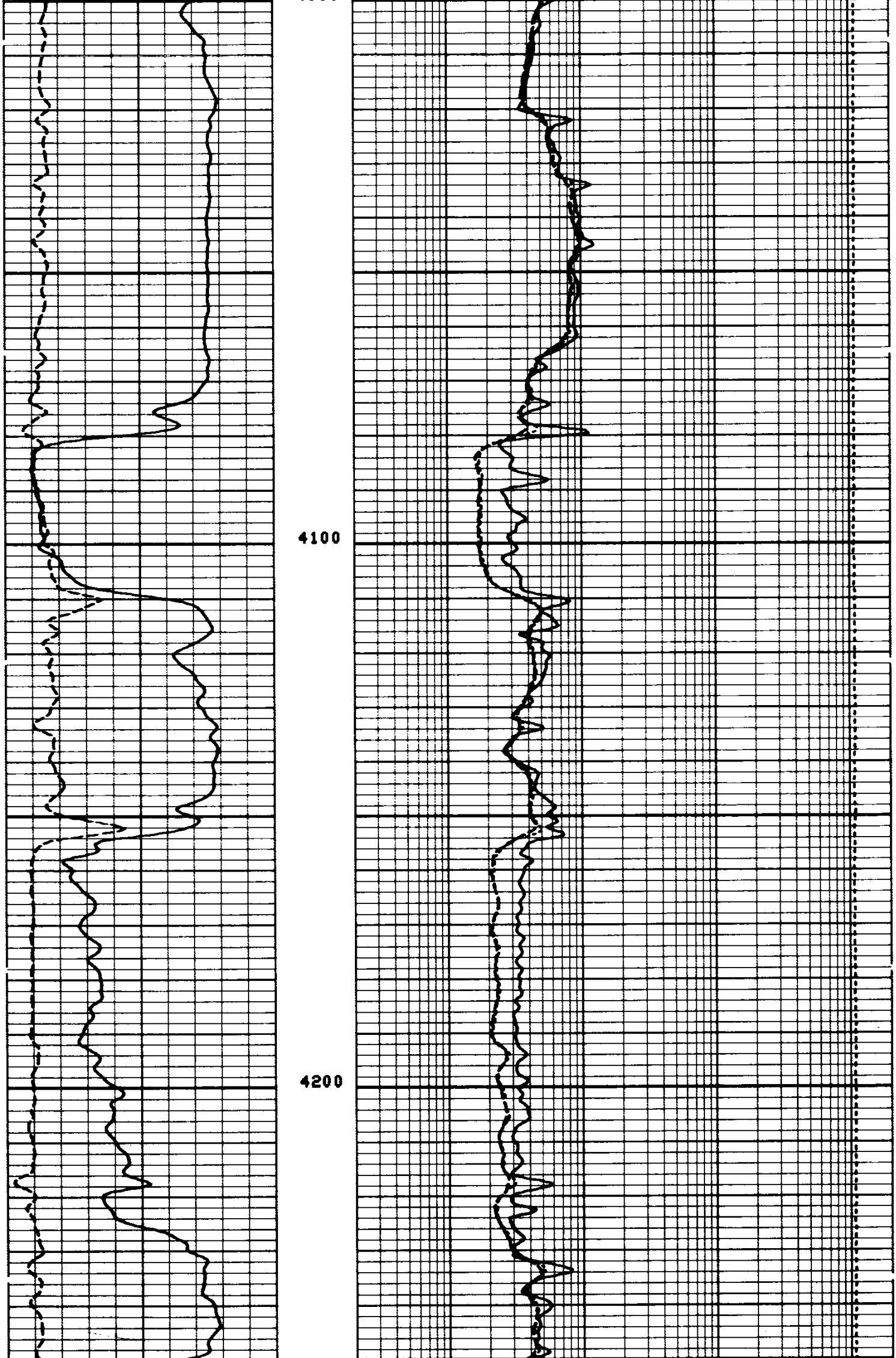

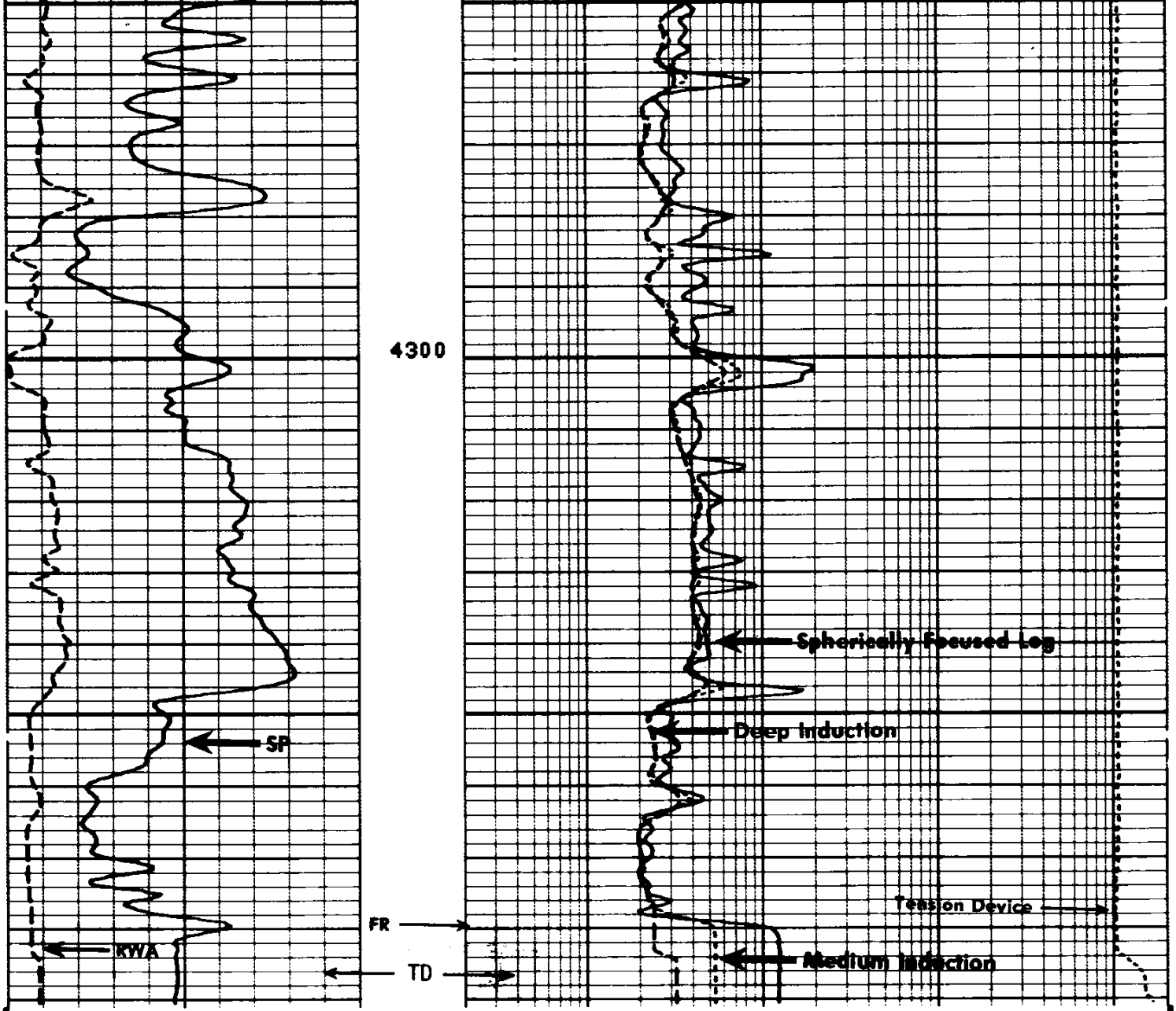

FILE

7

TENS(LB)
10000. 0.0

ILD (OHMM)
0.2000 2000.0

RWA (OHMM)
0.0 3.0000

ILM (OHMM)
0.2000 2000.0

SP (MV)
-100.0 0.0

SFLU(OHMM)
0.2000 2000.0

SENSOR MEASURE POINT TO TENSION REFERENCE POINT

CBL	43.9	FEET	AMPL	43.9	FEET
TT3	40.2	FEET	TT4	39.2	FEET
TT1	42.9	FEET	TT2	43.9	FEET
CALI	31.8	FEET	SRAT	41.4	FEET
SFL	6.4	FEET	ILD	9.4	FEET
SP	2.5	FEET	ILM	5.8	FEET
TENS	.0	FEET	SPAR	2.5	FEET
NOIS	35.7	FEET			

PARAMETERS

NAME	VALUE	UNIT	NAME	VALUE	UNIT

DDEL	200	US	BS	7.87500	IN
DWCD	512		DSIN	5	US
DTM	56.0000	US/F	CDTS	100.000	
DSEC	6.30000	MMHO	DTF	189.000	US/F
MSEC	7.70000	MMHO	SBR	1.00000	OHMM
BHS	OPEN		FPHI	SPHI	
DD	0.0	F			

TENS(LB)
10000. 0.0

ILD (OHMM)
0.2000 2000.0

ILM (OHMM)
0.2000 2000.0

SFLU(OHMM)
0.2000 2000.0

RWA (OHMM)
0.0 3.0000

SP (MV)
-100.0 0.0

FILE
5

REPEAT SECTION

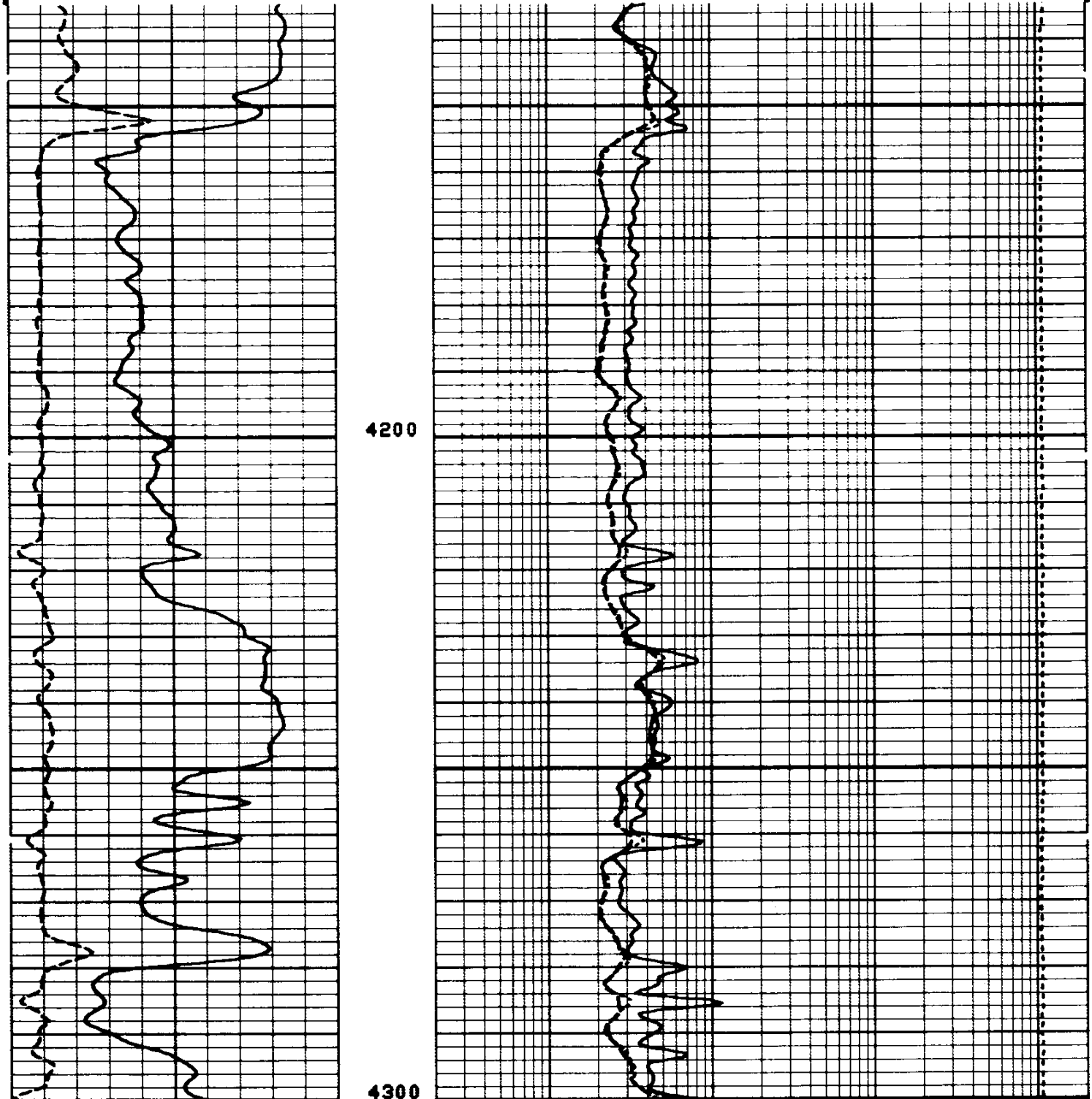

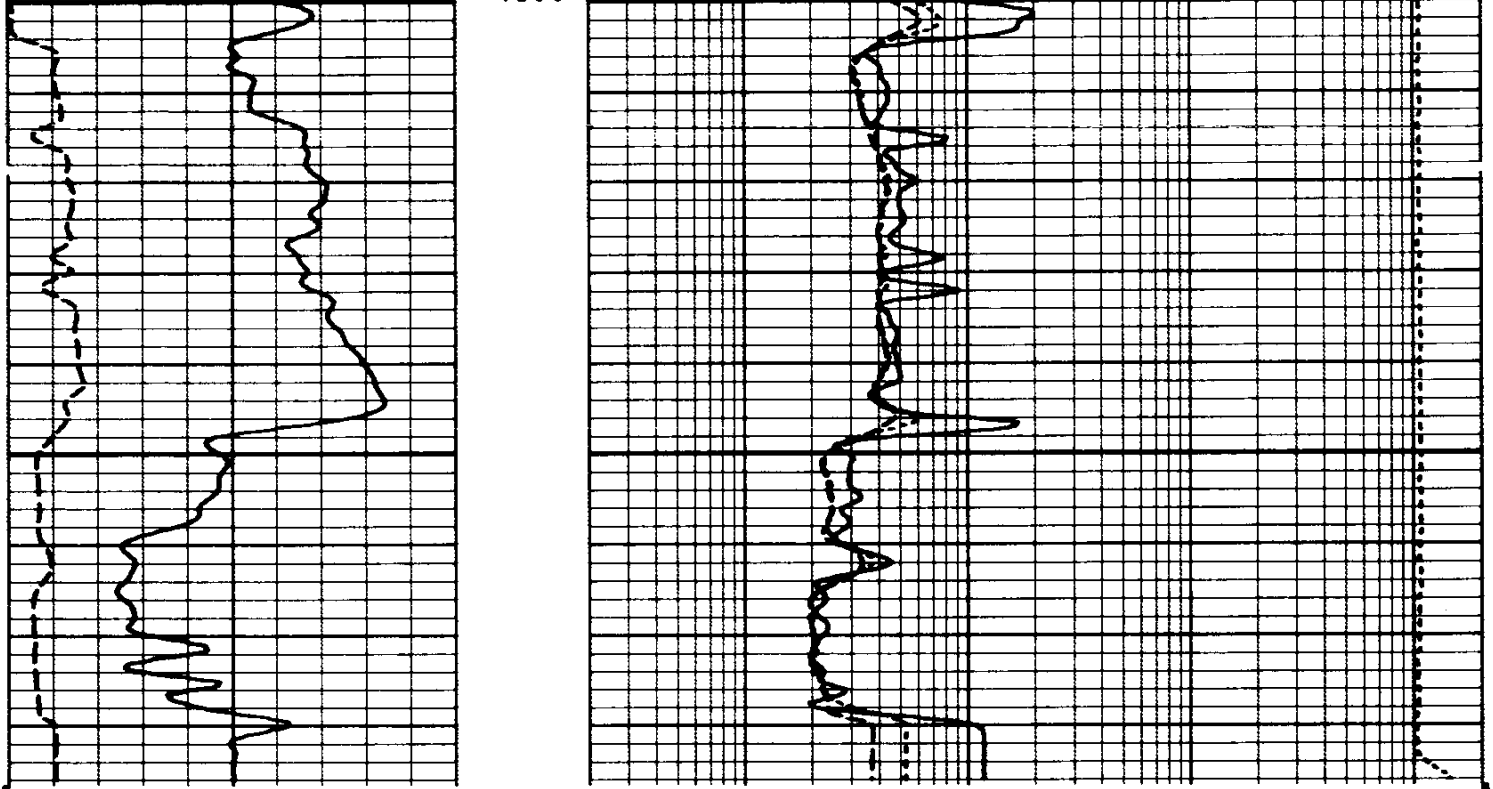

FILE

5

REPEAT SECTION

TENS(LB)
10000. 0.0

ILD (OHMM)
0.2000 2000.0

ILM (OHMM)
0.2000 2000.0

SFLU(OHMM)
0.2000 2000.0

RWA (OHMM)
0.0 3.0000

SP (MV)
-100.0 0.0

SENSOR MEASURE POINT TO TENSION REFERENCE POINT

CBL	43.9	FEET	AMPL	43.9	FEET
TT3	40.2	FEET	TT4	39.2	FEET
TT1	42.9	FEET	TT2	43.9	FEET
CALI	31.8	FEET	SRAT	41.4	FEET
SFL	6.4	FEET	ILD	9.4	FEET
SP	2.5	FEET	ILM	5.8	FEET
TENS	.0	FEET	SPAR	2.5	FEET
NOIS	35.7	FEET			

PARAMETERS

NAME	VALUE	UNIT	NAME	VALUE	UNIT
DDEL	200	US	BS	7.87500	IN
DWCO	512		DSIN	5	US
DTM	56.0000	US/F	CDTS	100.000	
DSEC	6.30000	MMHO	DTF	189.000	US/F
MSEC	7.70000	MMHO	SBR	1.00000	OHMM
BHS	OPEN		FPHI	SPHI	
DO	0.0	F			

```
                  BEFORE SURVEY CALIBRATION SUMMARY


   PERFORMED:      84/01/16
   PROGRAM FILE: ISN    (VERSION    24.2    83/03/29)


 DITD               ELECTRONICS CALIBRATION SUMMARY

               MEASURED                     CALIBRATED
             ZERO     PLUS                ZERO     PLUS        UNITS
     ILD      0.2    542.0                 0.0    497.7         MMHO
     ILM      0.1    528.3                 0.0    498.3         MMHO
     SFL     -0.1    533.0                 0.0    500.0         MMHO

 ILD   SONDE ERROR CORRECTION :         6.3 MMHO
 ILM   SONDE ERROR CORRECTION :         7.7 MMHO


 MCDB               CALIPER CALIBRATION SUMMARY

               MEASURED                     CALIBRATED
             SMALL    LARGE               SMALL    LARGE       UNITS
    CALI      6.6     12.9                 6.0     12.0         IN
                          FILE

                            4
```

```
                  AFTER SURVEY TOOL CHECK SUMMARY


   PERFORMED:      84/01/16
   PROGRAM FILE: ISN    (VERSION    24.2    83/03/29)


 DITD                        TOOL   CHECK

                    ZERO                        PLUS
              BEFORE        AFTER        BEFORE      AFTER      UNITS
     ILD        0.0          0.0         497.7       495.7      MMHO
     ILM        0.0         -0.0         498.3       497.0      MMHO
     SFL        0.0          0.0         500.0       497.6      MMHO

 ILD   SONDE ERROR CORRECTION :         6.3 MMHO
 ILM   SONDE ERROR CORRECTION :         7.7 MMHO
                          FILE

                            9
```

```
                   SHOP SUMMARY


   PERFORMED:      83/12/12
   PROGRAM FILE: SHOP   (VERSION    24.2    83/03/29)


 DITD               ELECTRONICS CALIBRATION SUMMARY

                TEST LOOP CALIBRATION             TOOL CHECK
              MEASURED          CALIBRATED        CALIBRATED
             ZERO     PLUS     ZERO     PLUS     ZERO     PLUS     UNITS
     ILD     -5.9     541.7     0.0     500.0     0.0     497.7    MMHO
     ILM     -8.3     525.8     0.0     500.0     0.0     498.7    MMHO
 ILD   SONDE ERROR CORRECTION :         6.3 MMHO
 ILM   SONDE ERROR CORRECTION :         7.7 MMHO

                       (IS:1342, IC:1359)
```

CALIBRATION RECORD

COMPANY	REICHHOLD ENERGY CORP.	SCHL. FR	4380.0
WELL	CROWN ZELLERBACK #23-26	SCHL. TD	4386.0
		DRLR. TD	4379.0
FIELD	PITSBURG	Elev: KB	1142.2
		DF	N/A
COUNTY	COLUMBIA STATE OREGON	GL	1130.8