Investment Manag. 20-21

Schlumberger

DUAL INDUCTION-SFL
WITH LINEAR CORRELATION LOG

COUNTY COLUMBIA
FIELD MIST NEHALEM BASIN
LOCATION 20-6N-4W
WELL INVESTMENT MANAGEMENT NO. 20-21
COMPANY AMERICAN QUASAR

COMPANY AMERICAN QUASAR PETROLEUM COMPANY

WELL INVESTMENT MANAGEMENT NO. 20-21

FIELD MIST NEHALEM BASIN

COUNTY COLUMBIA STATE OREGON

LOCATION 4142.9'NORTH & 1599.9'EAST OF THE SOUTHWEST CORNER OF:

API SERIAL NO.	SEC.	TWP	RANGE
	20	6N	4W

Other Services:
BHC
HDT

Permanent Datum: GL ; Elev.: 618.16
Log Measured From KB 10.5 Ft. Above Perm. Datum
Drilling Measured From KB

Elev.: K.B. 628.66
D.F. --
G.L. 618.16

RECEIVED-PTLD
NOV 18 1980
DEPT OF GEOLOGY
& MINERAL

Date	10-16-80			
Run No.	ONE			
Depth—Driller	2281			
Depth—Logger (Schl.)	2202			
Btm. Log Interval	2196			
Top Log Interval	522			
Casing—Driller	7" @ 521	@	@	@
Casing—Logger	522			
Bit Size	6¼"			
Type Fluid in Hole	LIGNOSULFONATE			
Dens. | Visc.	73 | 45	|	|	|
pH | Fluid Loss	9.5 | 6.0 ml	| ml	| ml	| ml
Source of Sample	FLOWLINE			
Rm @ Meas. Temp.	1.95 @76 °F	@ °F	@ °F	@ °F
Rmf @ Meas. Temp.	2.64 @54 °F	@ °F	@ °F	@ °F
Rmc @ Meas. Temp.	3.21 @52 °F	@ °F	@ °F	@ °F
Source: Rmf | Rmc	M | M	|	|	|
Rm @ BHT	1.45 @102 °F	@ °F	@ °F	@ °F
TIME Circulation Stopped	0800			
TIME Logger on Bottom	1030			
Max. Rec. Temp.	102 °F	°F	°F	°F
Equip. | Location	8128 | SAC	|	|	|
Recorded By	BORATKO			
Witnessed By	SMITH			

FOLD HERE The well name, location and borehole reference data were furnished by the customer.

Run No.	ONE			
Service Order No.	135760			
Fluid Level	FULL			
Salinity ppm. cl	-			
Speed F.P.M.	-			
EQUIPMENT DATA				
Panel No.	IEM-BB-384			
Cartridge No.	DIC-100			
Sonde No.	DIS-83			
Mem. Panel No.	CSU			
G.R. Panel No.	-			
G.R. Cart No.	-			
Tape Recorder - (TTR)	-			
Depth Encoder - (DRE)	-			
Pressure Wheel - (CPM)	-			
Type Centralizers	FIN 1.5			
Stand Off - Inches	1.5			
CALIBRATION DATA				
SBR	1.0			
Sonde Error - ILM	16.53			
Sonde Error - ILD	4.82			
G.R. BKG. - CPS.	-			
G.R. Source - CPS.	-			
S.E. Set In Hole - Depth	-			
S.E. Corr. - Hole Size	-			
LOGGING DATA				
SBR	1.0			
Sonde Error Log - ILM	16.53			
Sonde Error Log - ILD	4.82			
G.R. Scale per 100 Div.	-			
G.R. - T.C. Log	-			
	- °F	°F	°F	°F
	°F	°F	°F	°F
	°F	°F	°F	°F

SCALE CHANGES

Type Log	Depth	Scale Up Hole	Scale Down Hole

REMARKS

All interpretations are opinions based on inferences from electrical or other measurements and we cannot, and do not guarantee the accuracy or correctness of any interpretations, and we shall not, except in the case of gross or willful negligence on our part, be liable or responsible for any loss, costs, damages or expenses incurred or sustained by anyone resulting from any interpretation made by any of our officers, agents or employees. These interpretations are also subject to our General Terms and Conditions as set out in our current Price Schedule.

PARAMETERS

NAME	UNIT	VALUE	NAME	UNIT	VALUE	NAME	UNIT	VALUE
DTM	US/F	55.60	CDTS		140.0	BS	INCH	6.250
SBR	OHMM	1.000	DSEC	MM/M	4.820	DTF	US/F	189.0
FPHI		SPHI	MSEC	MM/M	16.53			
DO		0.0	BHS		OPEN			

SP (MV)		ILD (OHMM) SFLA(OHMM) SFLA(OHMM)	CILD(MM/M)
-100.0 0.0		0.0 30.00 0.0 6.000 0.0 30.00	1000. 0.0

FILE

7

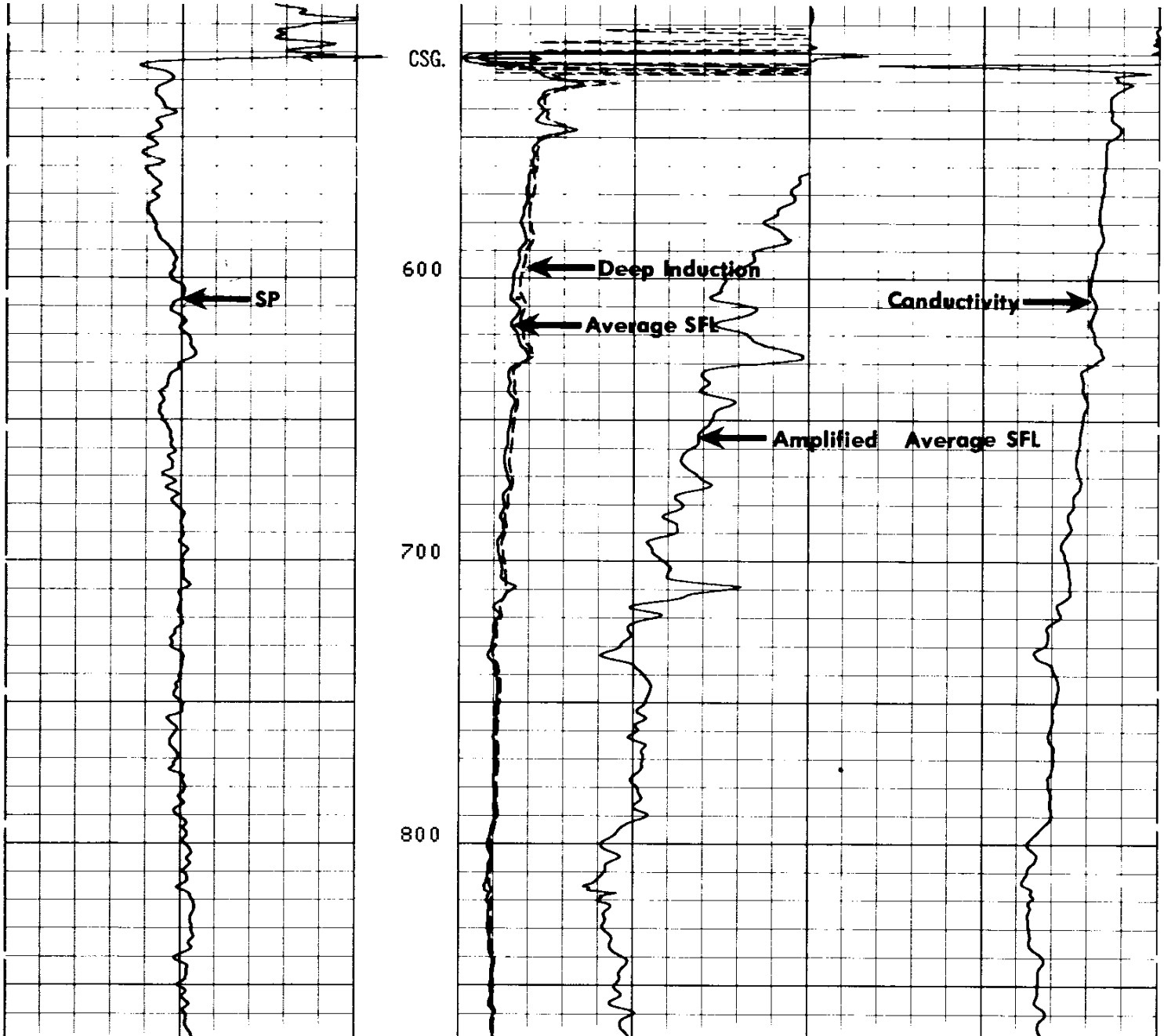

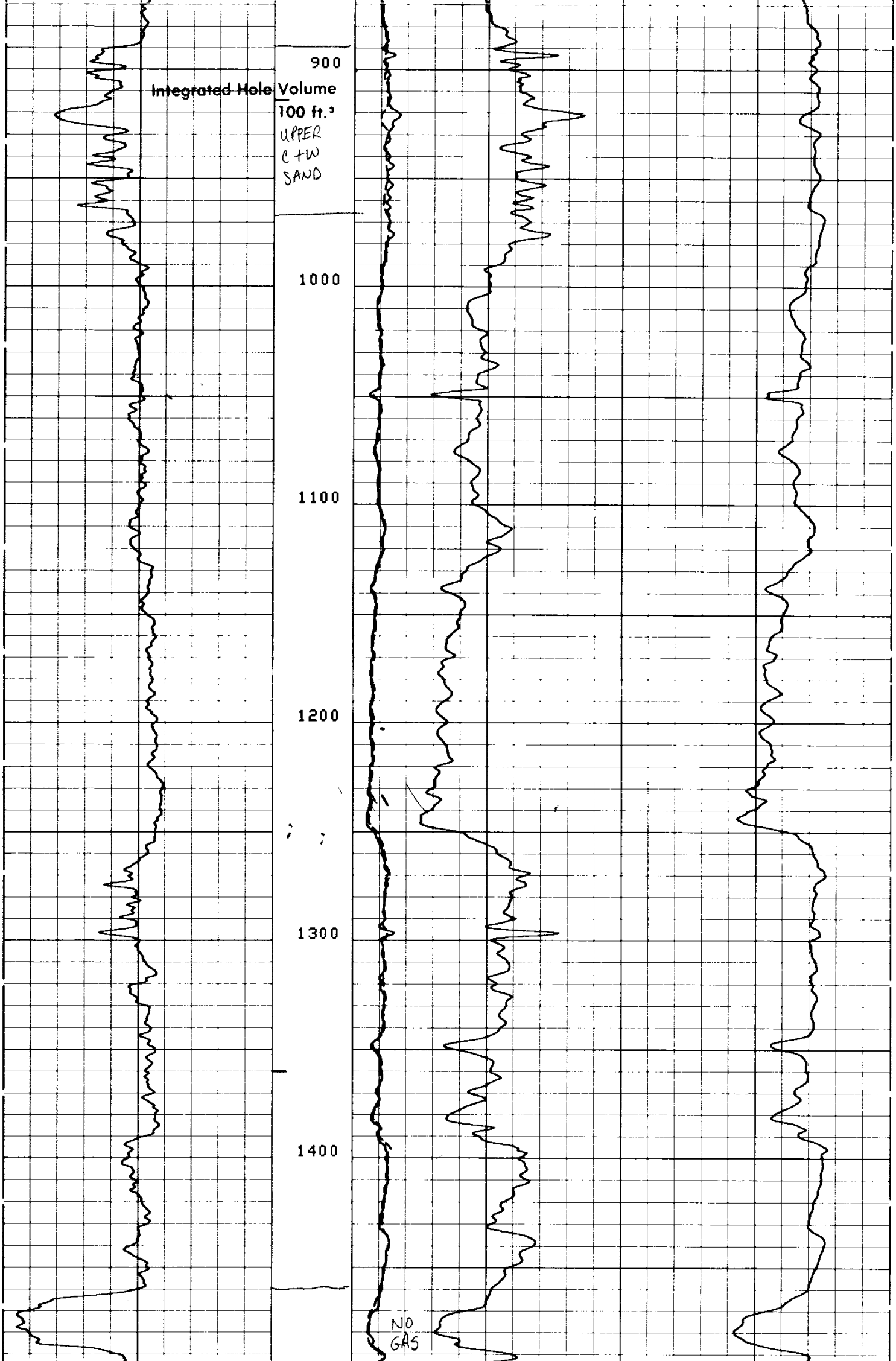

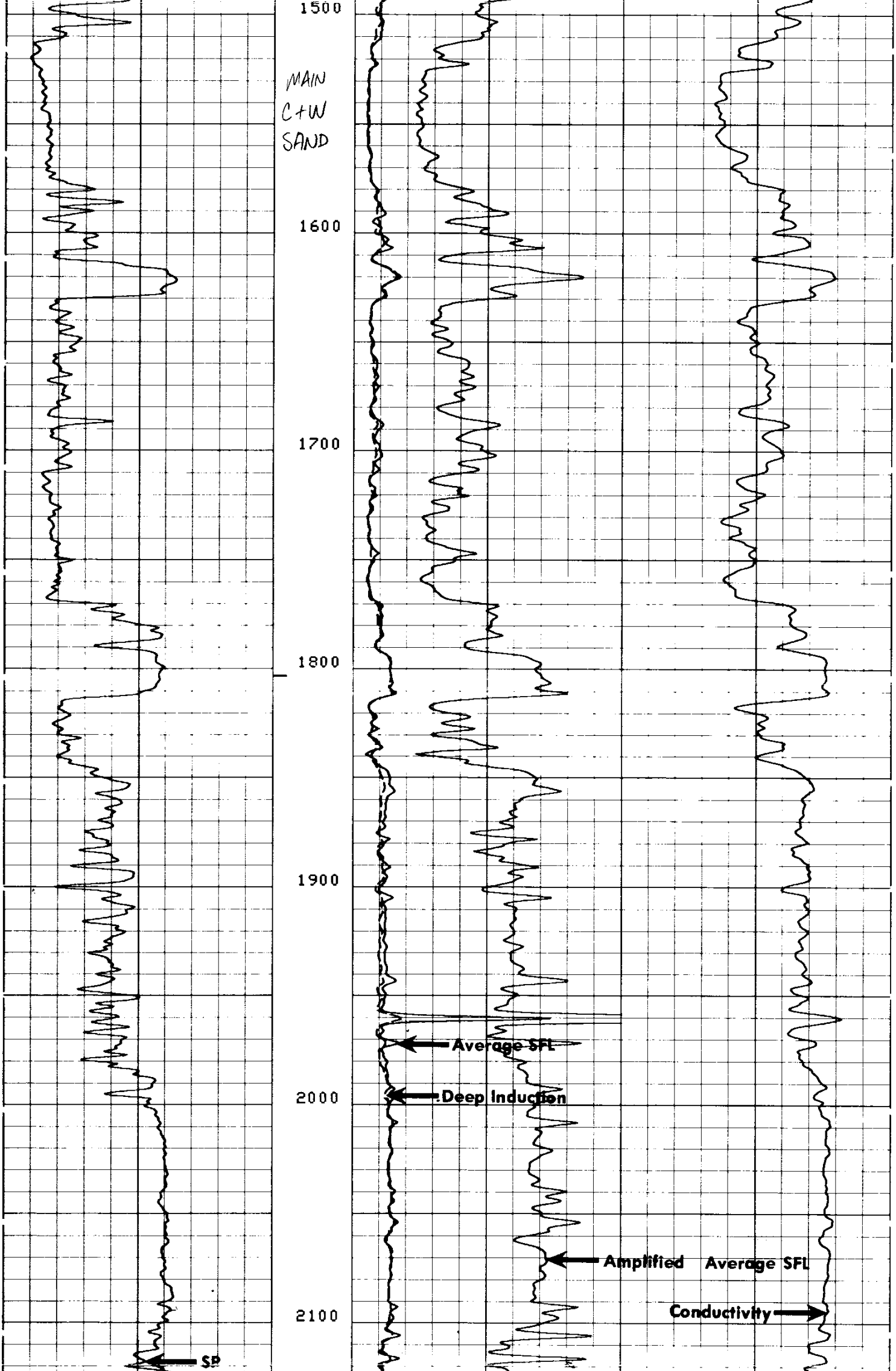

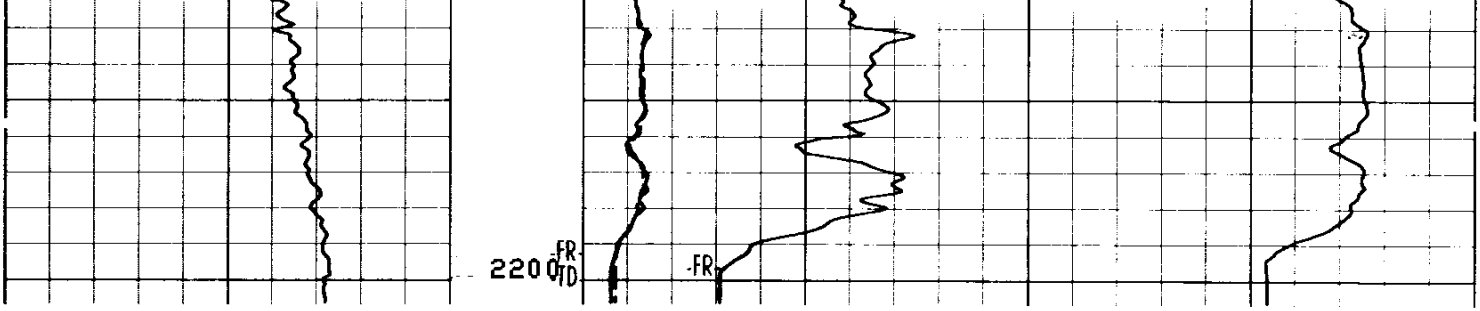

FILE

7

		ILD (OHMM) 0.0 30.00 SFLA(OHMM) 0.0 6.000 SFLA(OHMM)	
SP (MV)			CILD(MM/M)
-100.0 0.0		0.0 30.00	1000. 0.0

PARAMETERS

NAME	UNIT	VALUE	NAME	UNIT	VALUE	NAME	UNIT	VALUE
DTM	US/F	55.60	CDTS		140.0	BS	INCH	6.250
SBR	OHMM	1.000	DSEC	MM/M	4.820	DTF	US/F	189.0
FPHI		SPHI	MSEC	MM/M	16.53			
DO		0.0	BHS		OPEN			

PARAMETERS

NAME	UNIT	VALUE	NAME	UNIT	VALUE	NAME	UNIT	VALUE
DTM	US/F	55.60	CDTS		150.0	BS	INCH	6.250
SBR	OHMM	1.000	DSEC	MM/M	4.820	DTF	US/F	189.0
FPHI		SPHI	MSEC	MM/M	16.53			
DO		0.0	BHS		OPEN			

		ILD (OHMM) 0.2000 2000. ILM (OHMM) 0.2000 2000. SFLU(OHMM)
SP (MV)		
-100.0 0.0		0.2000 2000.

FILE

102

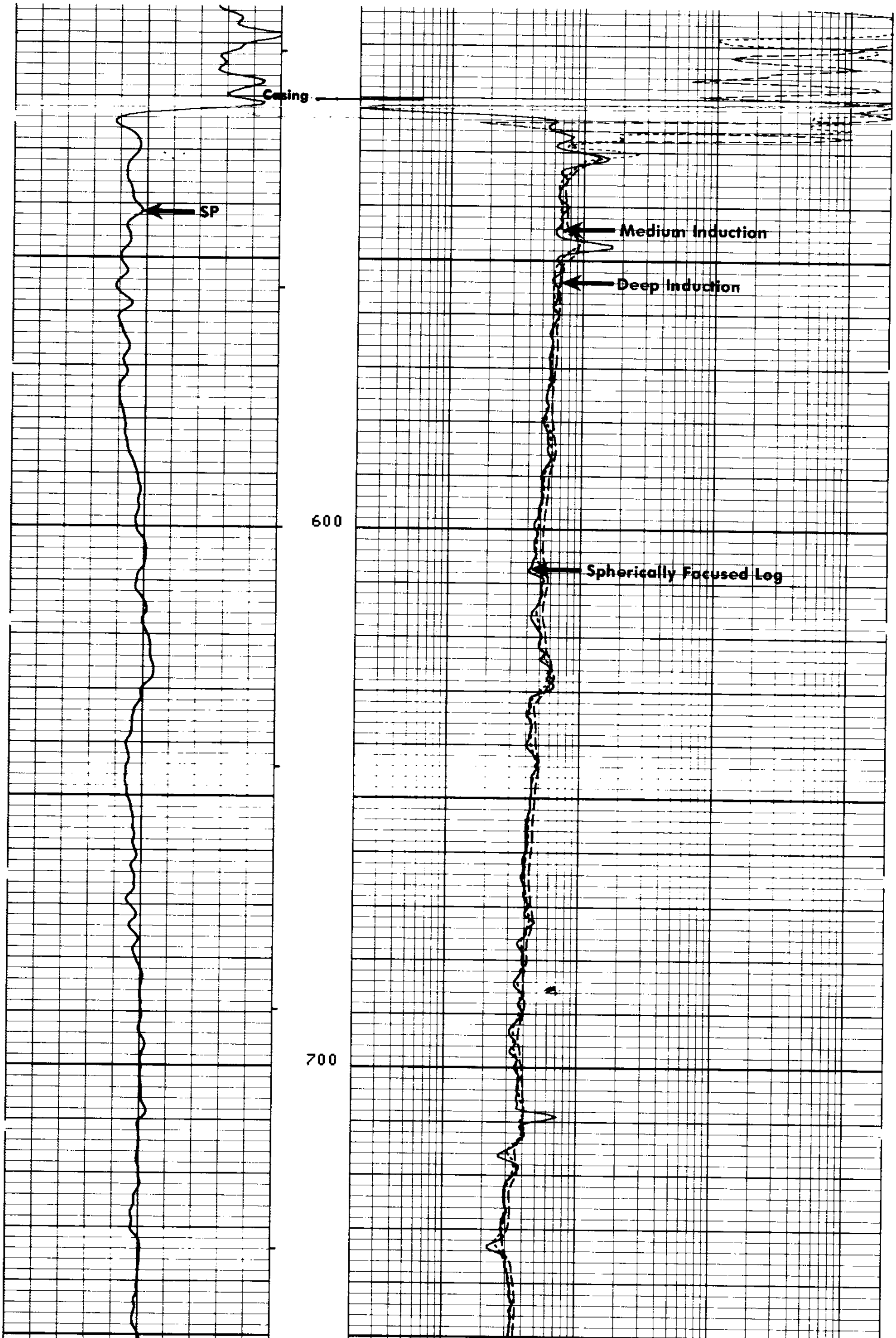

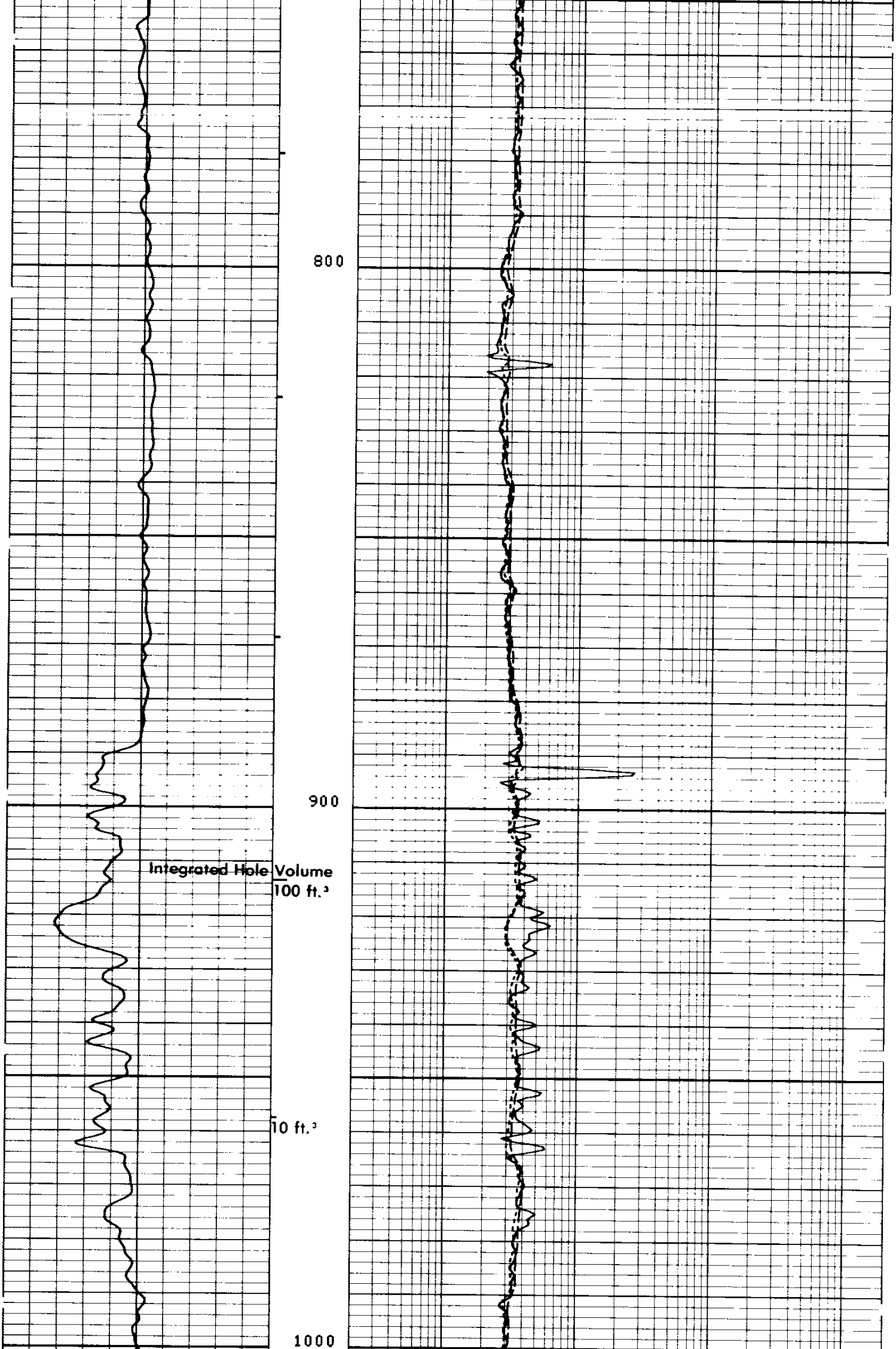

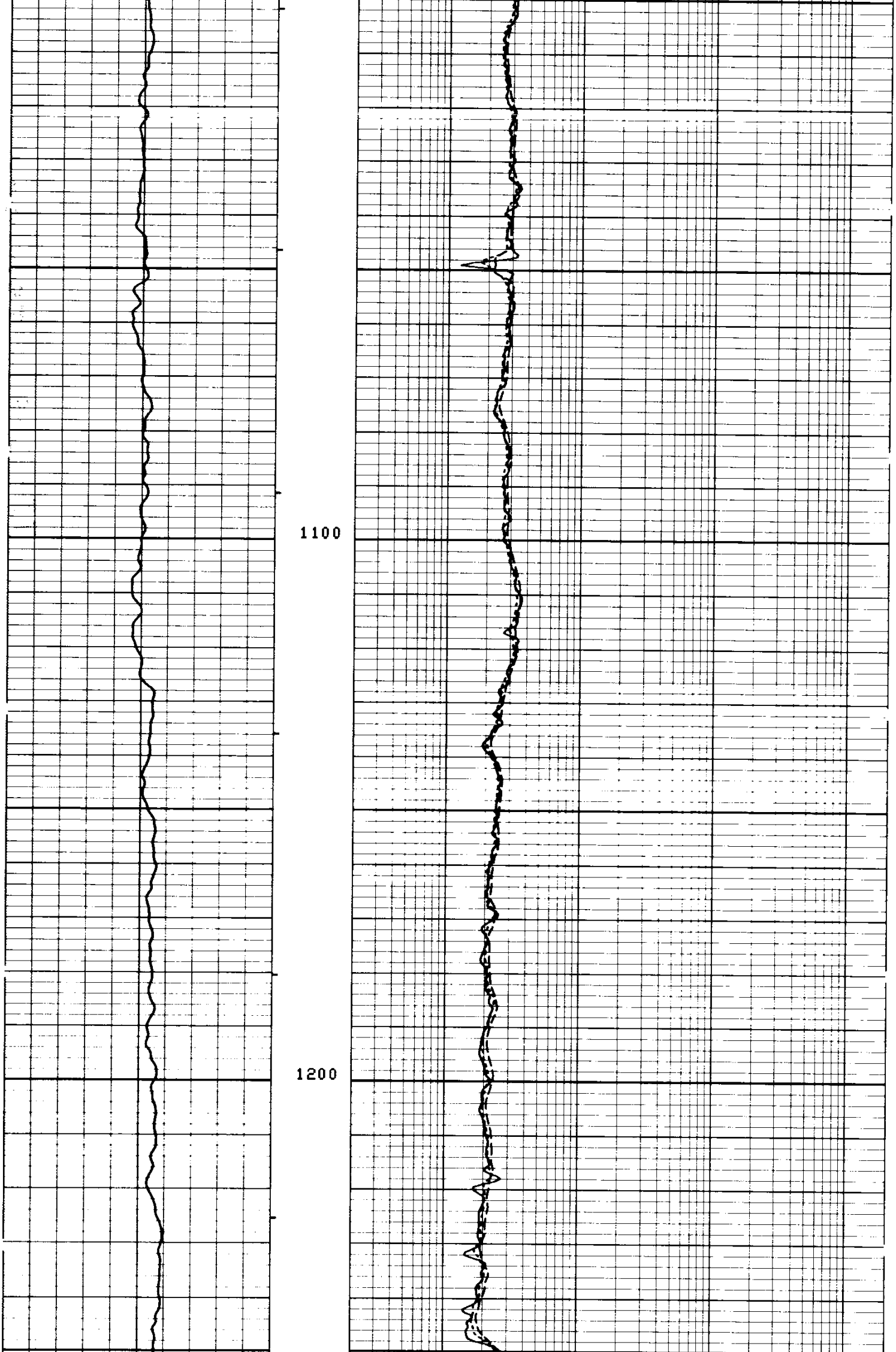

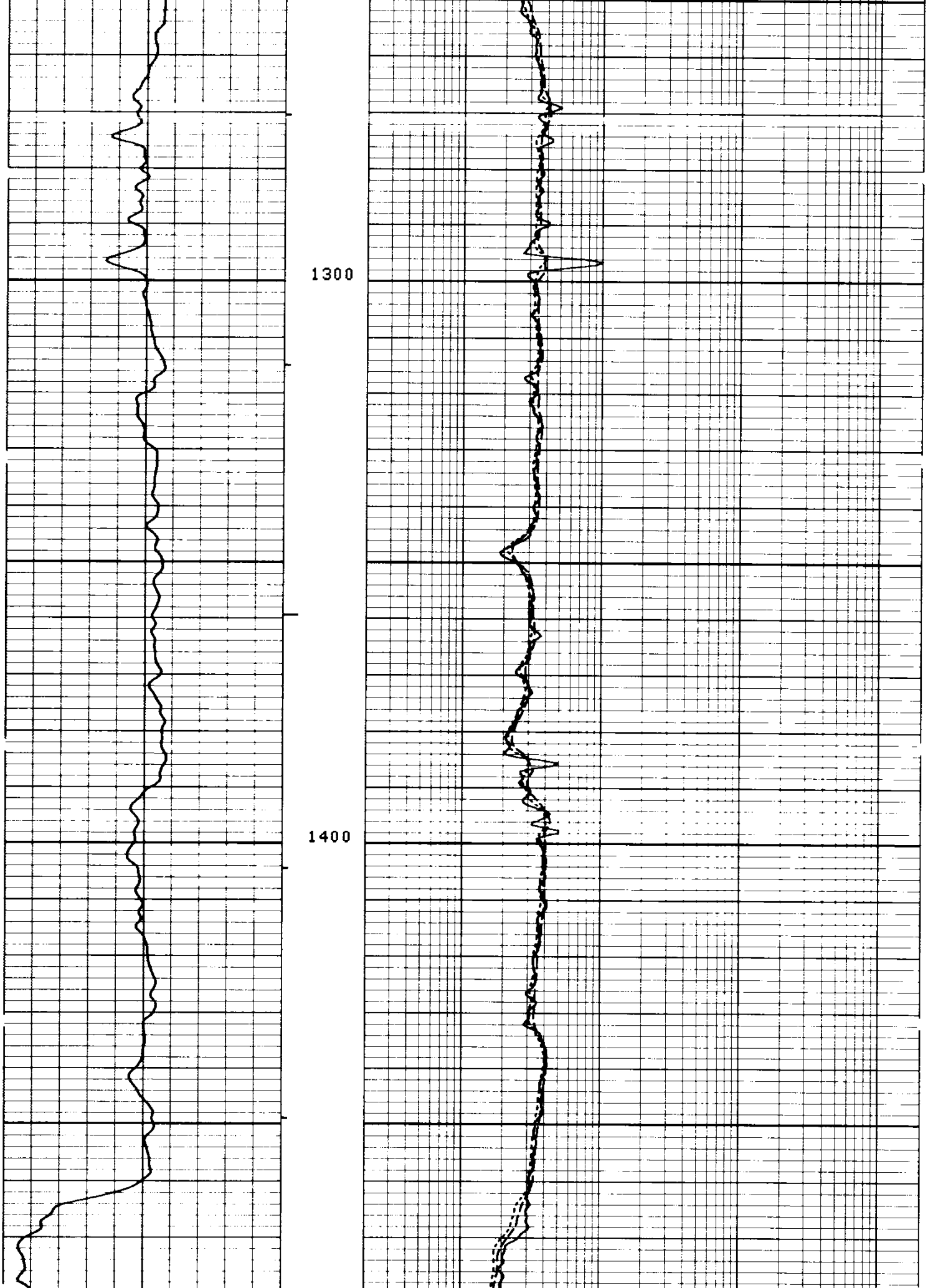

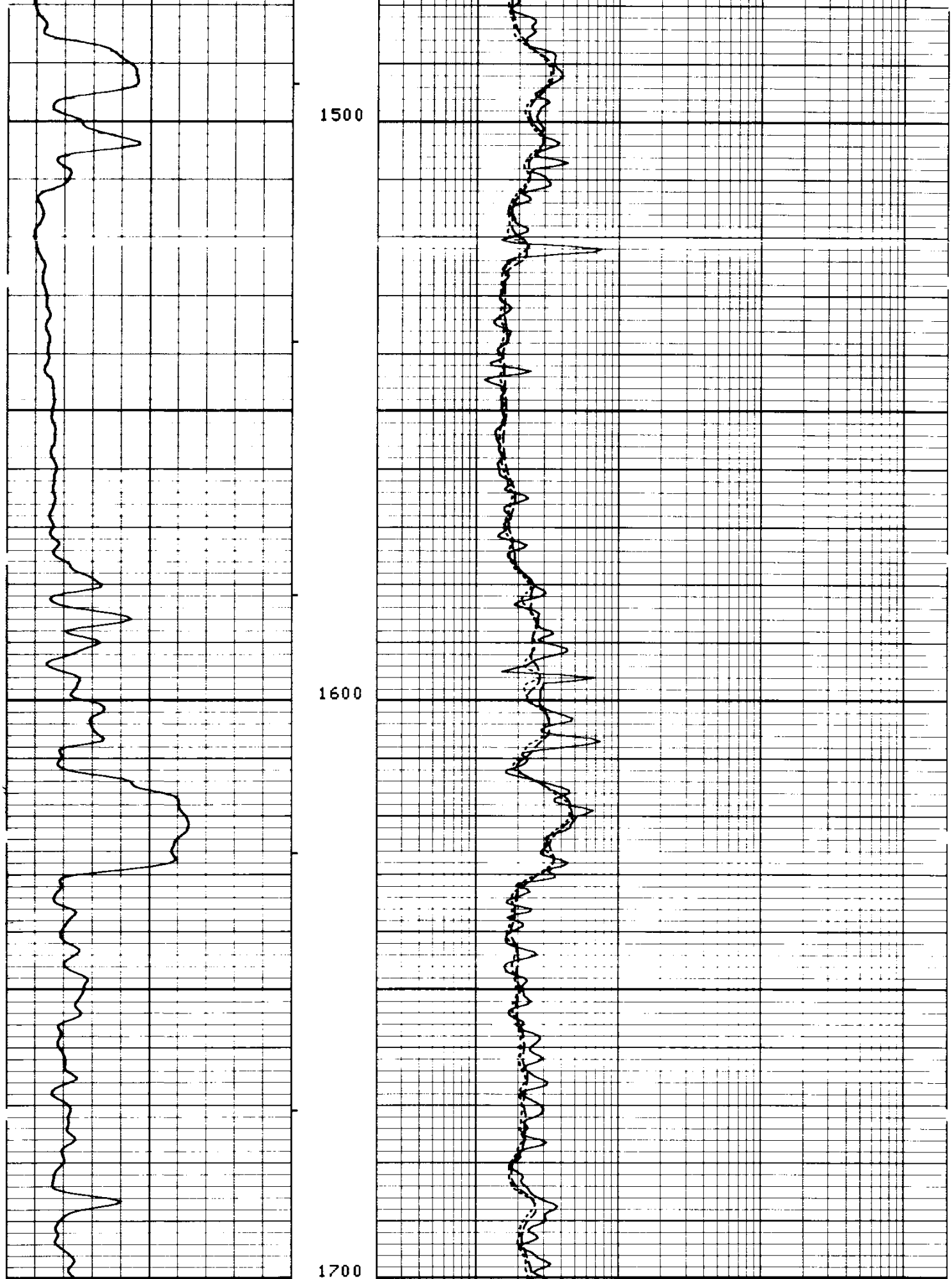

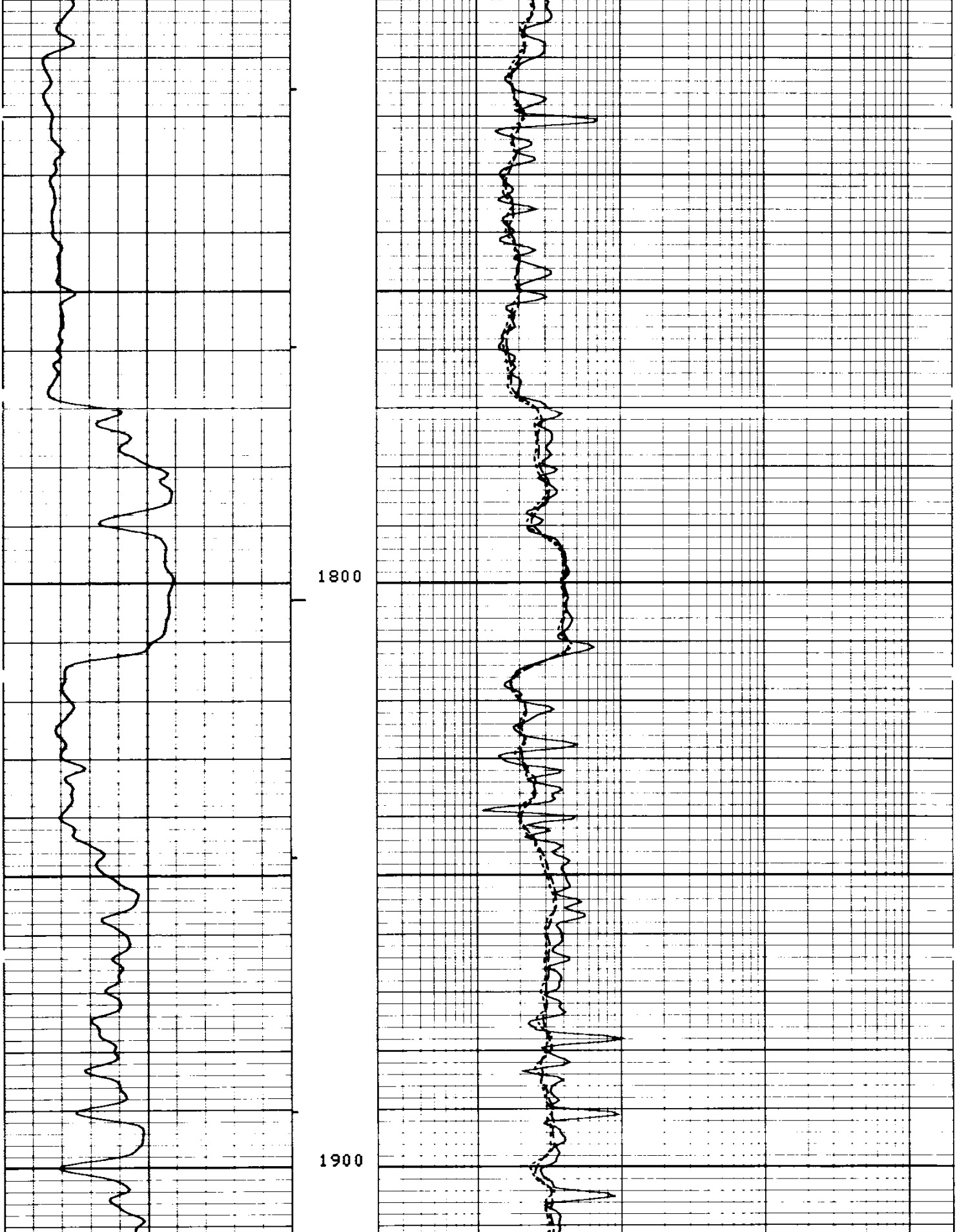

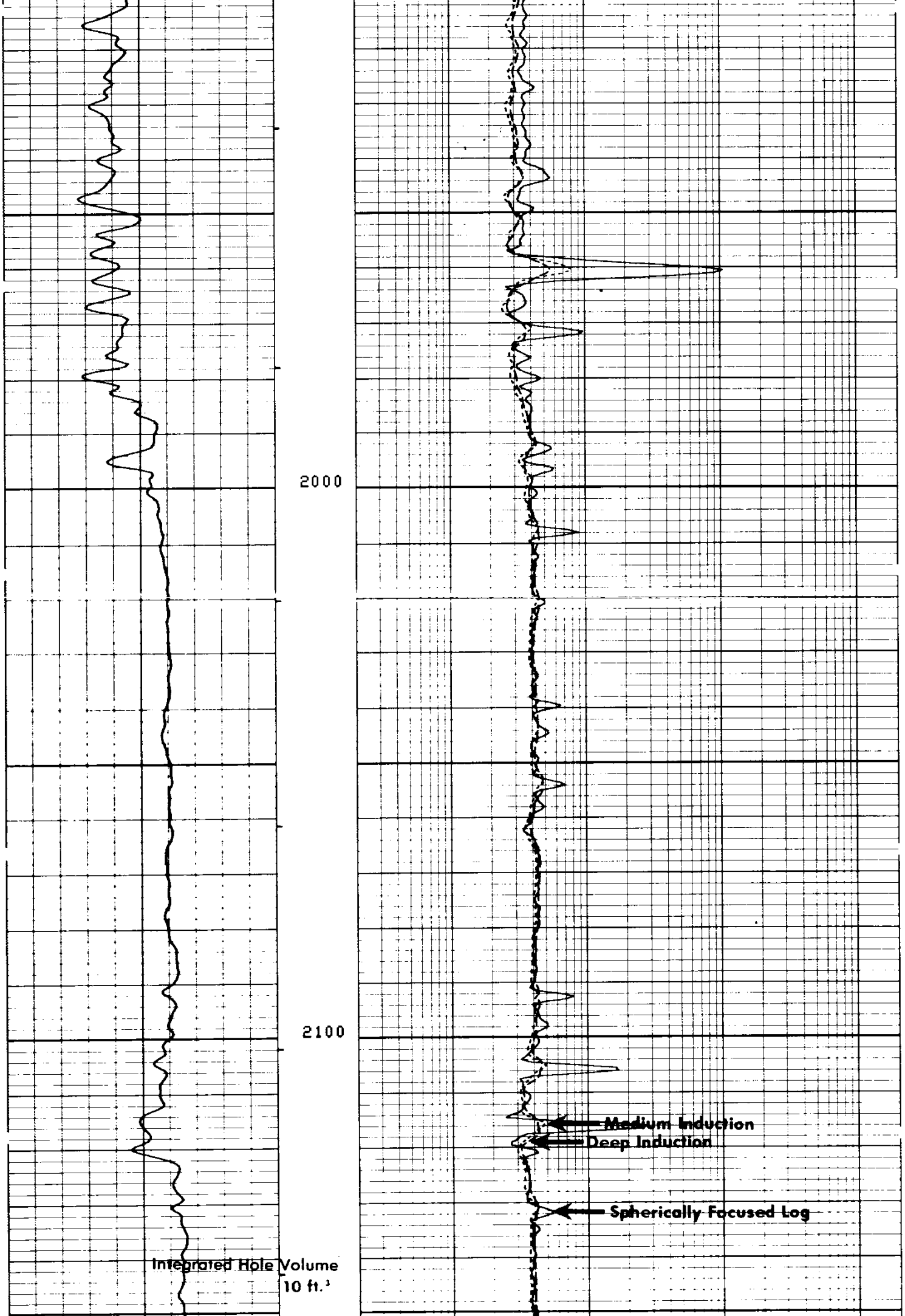

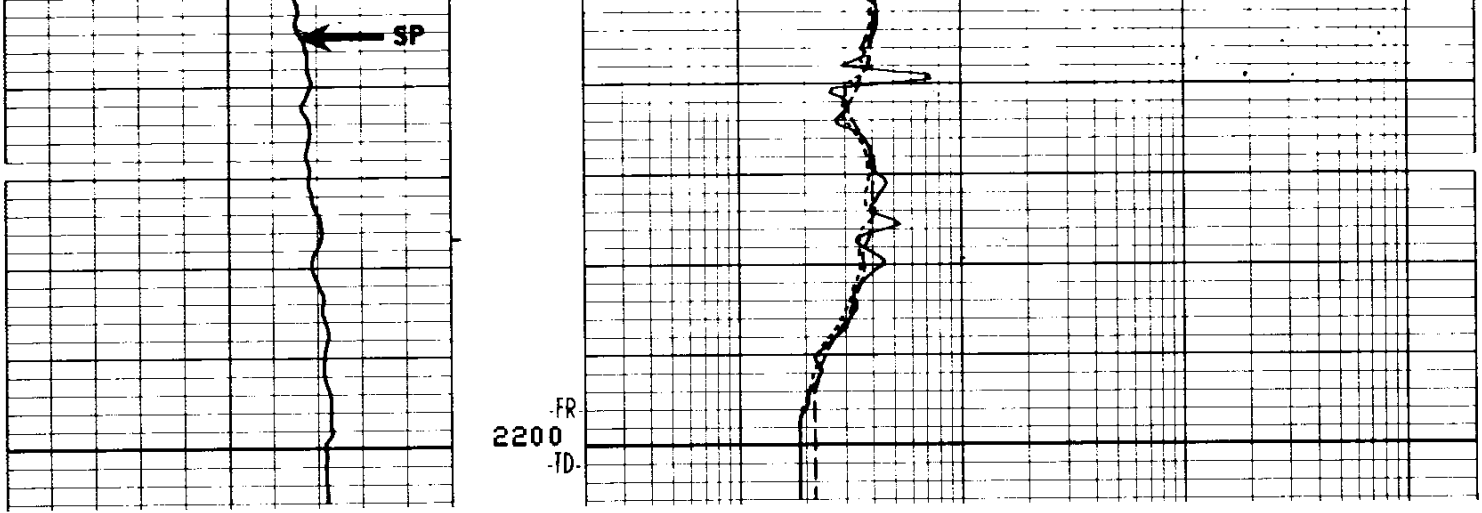

FILE

102

		ILD (OHMM)
		0.2000 — 2000.
		ILM (OHMM)
		0.2000 — 2000.
SP (MV)		SFLU(OHMM)
-100.0 — 0.0		0.2000 — 2000.

PARAMETERS

NAME	UNIT	VALUE	NAME	UNIT	VALUE	NAME	UNIT	VALUE
DTM	US/F	55.60	CDTS		150.0	BS	INCH	6.250
SBR	OHMM	1.000	DSEC	MM/M	4.820	DTF	US/F	189.0
FPHI		SPHI	MSEC	MM/M	16.53			
DO		0.0	BHS		OPEN			

REPEAT SECTION REPEAT SECTION REPEAT SECTION

PARAMETERS

NAME	UNIT	VALUE	NAME	UNIT	VALUE	NAME	UNIT	VALUE
DTM	US/F	55.60	CDTS		150.0	BS	INCH	6.250
SBR	OHMM	1.000	DSEC	MM/M	4.820	DTF	US/F	189.0
FPHI		SPHI	MSEC	MM/M	16.53			
DO		0.0	BHS		OPEN			

		ILD (OHMM)
		0.2000 — 2000.
		ILM (OHMM)
		0.2000 — 2000.
SP (MV)		SFLU(OHMM)
-100.0 — 0.0		0.2000 — 2000.

FILE

101

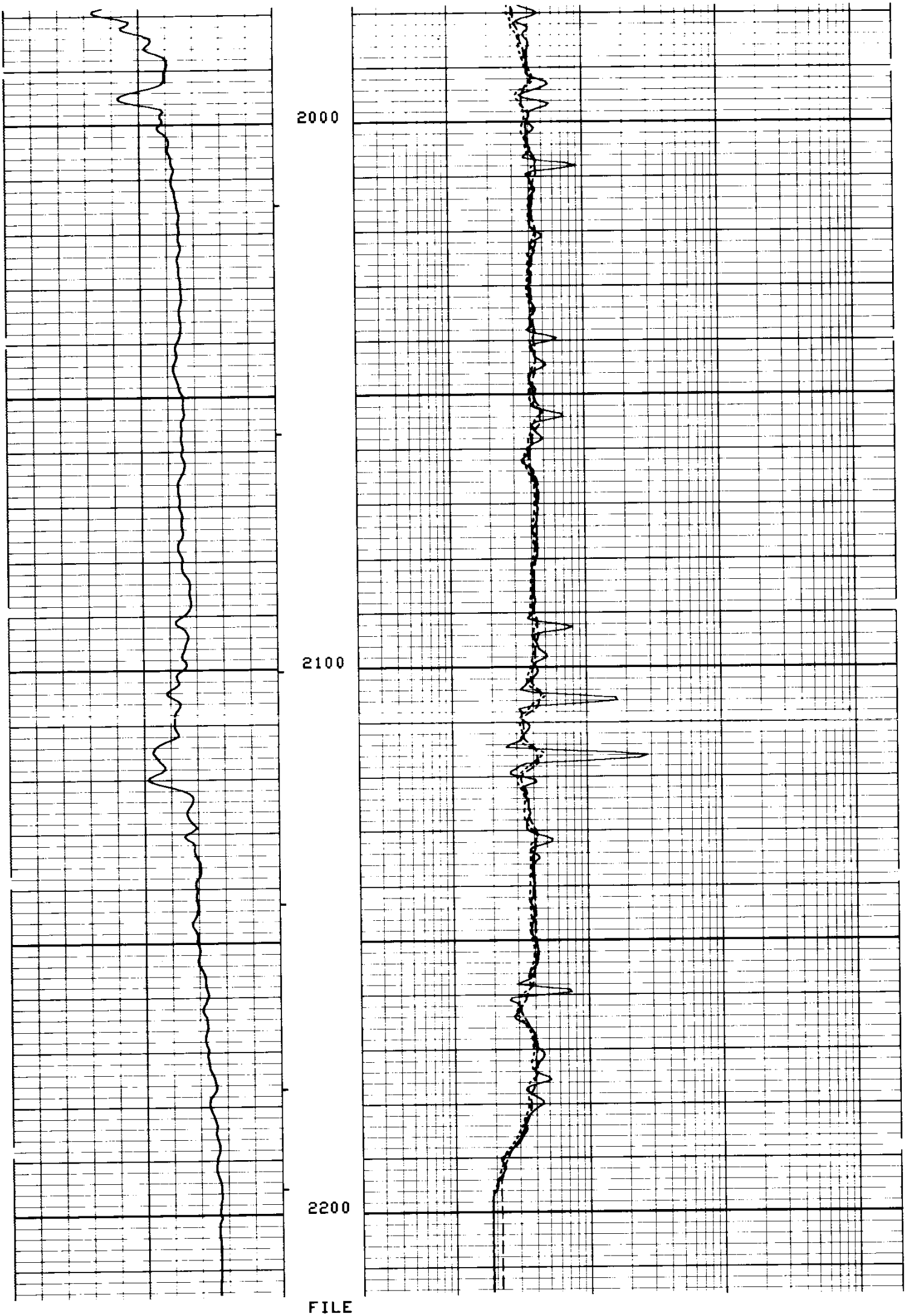

FILE

101

SP (MV)		ILD (OHMM)	
		0.2000	2000.
		ILM (OHMM)	
		0.2000	2000.
		SFLU(OHMM)	
-100.0	0.0	0.2000	2000.

PARAMETERS

NAME	UNIT	VALUE	NAME	UNIT	VALUE	NAME	UNIT	VALUE
DTM	US/F	55.60	CDTS		150.0	BS	INCH	6.250
SBR	OHMM	1.000	DSEC	MM/M	4.820	DTF	US/F	189.0
FPHI		SPHI	MSEC	MM/M	16.53			
DO		0.0	BHS		OPEN			

CALIBRATION RECORD

BEFORE SURVEY CALIBRATION SUMMARY

PERFORMED: 80/10/16
PROGRAM FILE: ISN (VERSION 18.2 80/ 4/29)

DITD

ELECTRONICS CALIBRATION SUMMARY

	MEASURED		CALIBRATED		
	ZERO	PLUS	ZERO	PLUS	UNITS
ILD	-0.8	554.3	0.0	499.8	MM/M
ILM	3.2	623.1	0.0	499.9	MM/M
[illegible]	[illegible]	[illegible]	[illegible]	499.9	MM/M

-END- -END- -END- -END-