Schlumberger

MICROLOG

COUNTY LINN
FIELD WILDCAT
LOCATION 28-15S-3W
WELL IRA BAKER NO. 1
COMPANY MOBIL OIL CORP.

COMPANY MOBIL OIL CORPORATION

WELL IRA BAKER NO. 1

FIELD WILDCAT

COUNTY LINN **STATE** OREGON

LOCATION	1087' SOUTH & 2537' WEST FROM NORTHEAST CORNER		
API SERIAL NO	SEC.	TWP	RANGE
	28	15S	3W

Other Services:
BHC FDC/CNL
DI-SFI HDT
CST

Permanent Datum: GL ; Elev.: 340
Log Measured From KB 23 Ft. Above Perm. Datum
Drilling Measured From KB

Elev.: K.B. 363
D.F. --
G.L. 340

Date	4-29-79			
Run No.	ONE			
Depth—Driller	2000			
Depth—Logger (Schl.)	2000			
Btm. Log Interval	1998			
Top Log Interval	558			
Casing—Driller	20" @ 660	@	@	@
Casing Logger	558			
Bit Size	17½"			
Type Fluid in Hole	GEL			
Dens. | Visc.	10.5 | 38	|	|	|
pH | Fluid Loss	9.5 | 23 ml	| ml	| ml	| ml
Source of Sample	FLOWLINE			
Rm @ Meas. Temp.	1.13 @ 74 °F	@ °F	@ °F	@ °F
Rmf @ Meas. Temp.	0.35 @ 74 °F	@ °F	@ °F	@ °F
Rmc @ Meas. Temp.	1.51 @ 71 °F	@ °F	@ °F	@ °F
Source: Rmf | Rmc	M | M	|	|	|
Rm @ BHT	0.89 @97 °F	@ °F	@ °F	@ °F
TIME Circulation Stopped	2030			
TIME Logger on Bottom	0530			
Max. Rec. Temp.	97 °F	°F	°F	°F
Equip. | Location	7758 | SAC	|	|	|
Recorded By	PENNIFILL/LINDGREN			
Witnessed By Mr.	WOODS			

FOLD HERE The well name, location and borehole reference data were furnished by the customer.

RUN NO.	ONE			
Service Order No.	48909			
Fluid Level	FULL			
Salinity—PPM CL	2700			

EQUIPMENT DATA				
Panel (MPP)				
Cartridge (MPC)				
Sonde (MPS)				
Tape Recorder (TTR)				
Depth Encoder (DRE)				
Pressure Wheel (CPW)				

BOTTOM HOLE TEMPERATURE				
Thermometer #1	°F	°F	°F	°F
Thermometer #2	°F	°F	°F	°F
Thermometer #3	°F	°F	°F	°F

SCALE CHANGES

Type Log	Depth	Scale Up Hole	Scale Down Hole

REMARKS:

All interpretations are opinions based on inferences from electrical or other measurements and we cannot, and do not guarantee the accuracy or correctness of any interpretations, and we shall not, except in the case of gross or willful negligence on our part, be liable or responsible for any loss, costs, damages or expenses incurred or sustained by anyone resulting from any interpretation made by any of our officers, agents or employees. These interpretations are also subject to Clause 4 of our General Terms and Conditions as set out in our current Price Schedule.

CALIPER DIAM. IN INCHES

16" 26"

DEPTH

RESISTIVITY OHMS. M² M

Micro Inverse — 1" x 1"

.2 1.0 10 100 1000

Micro Normal — 2"

.2 1.0 10 100 1000

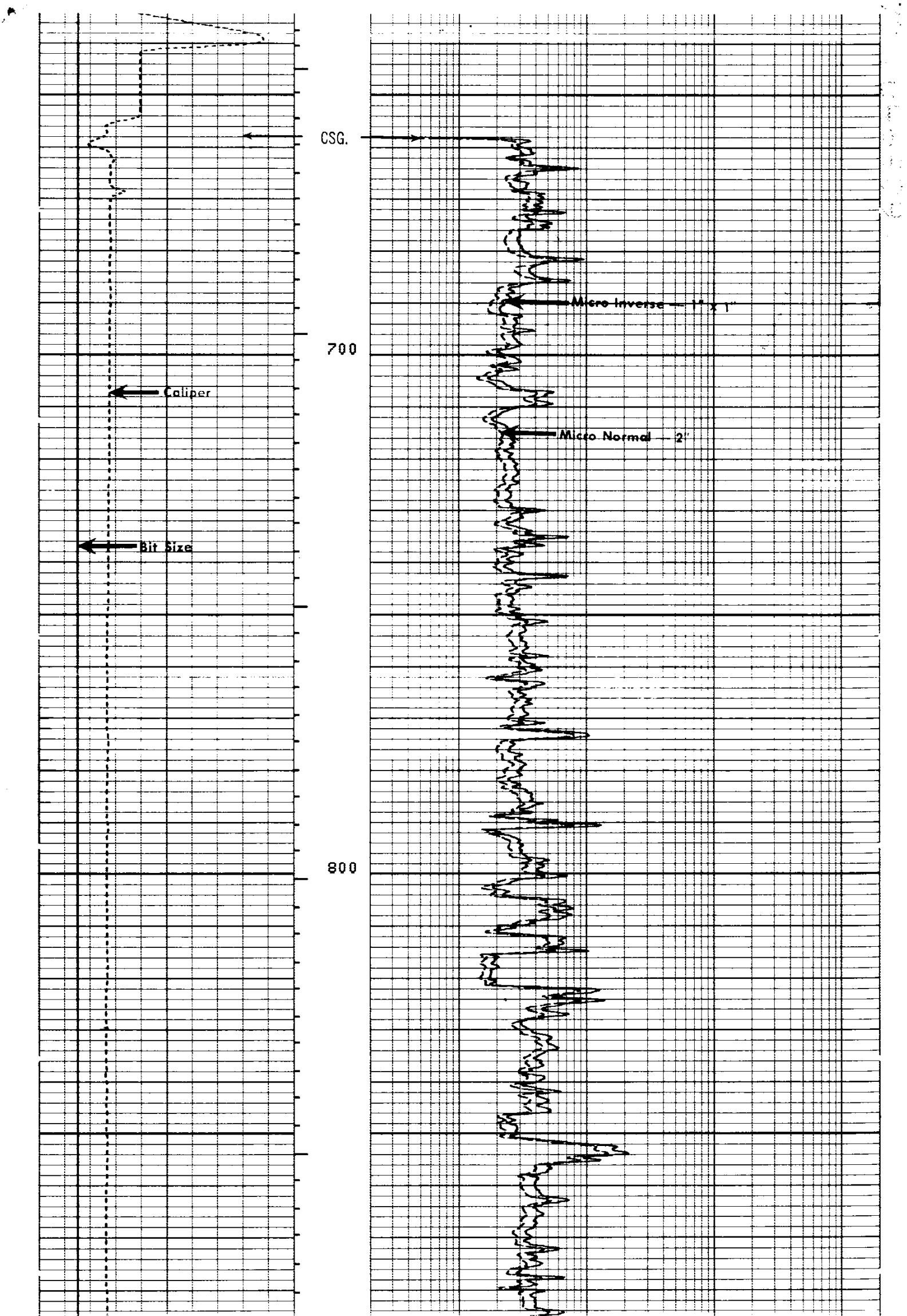

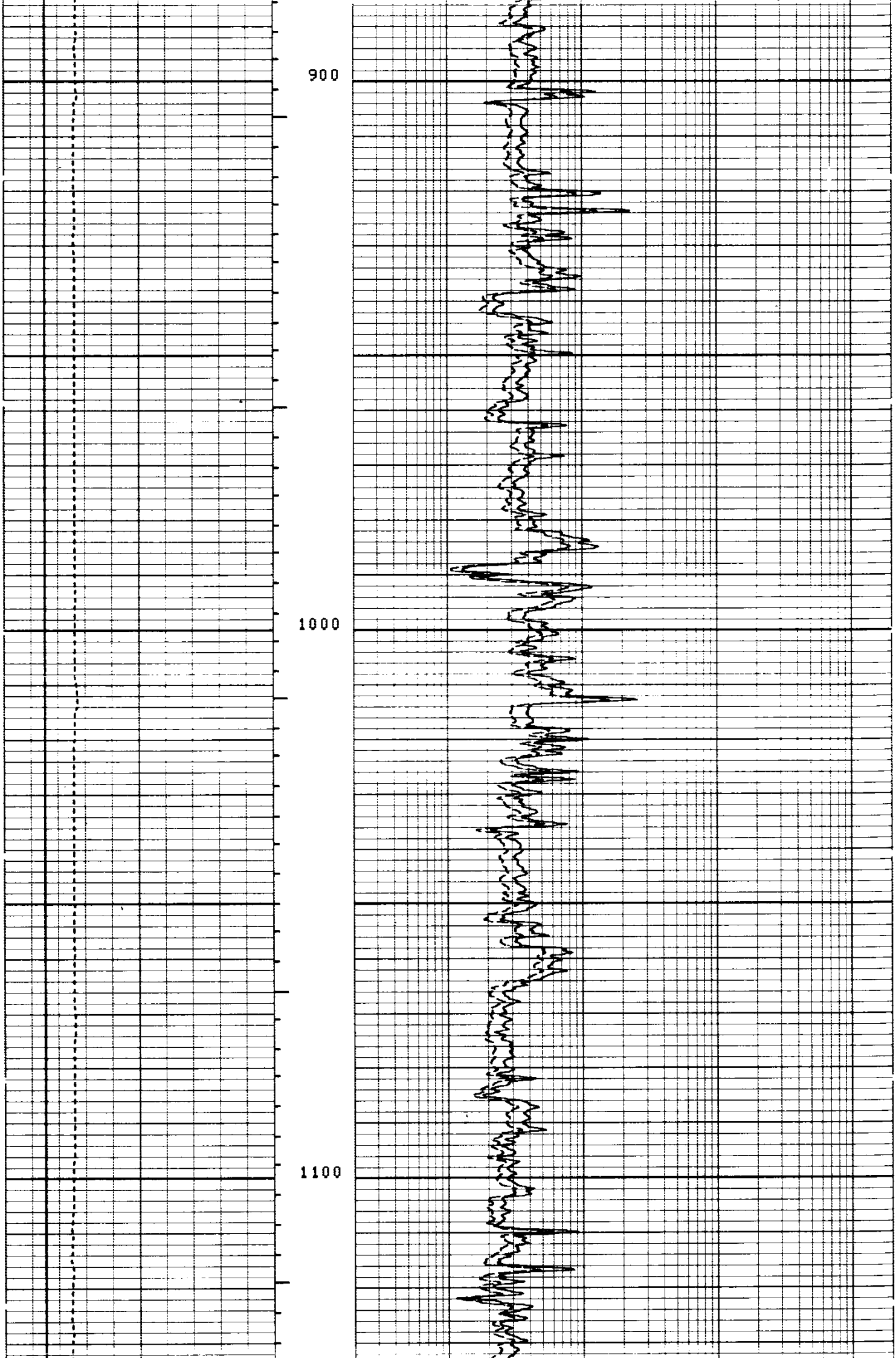

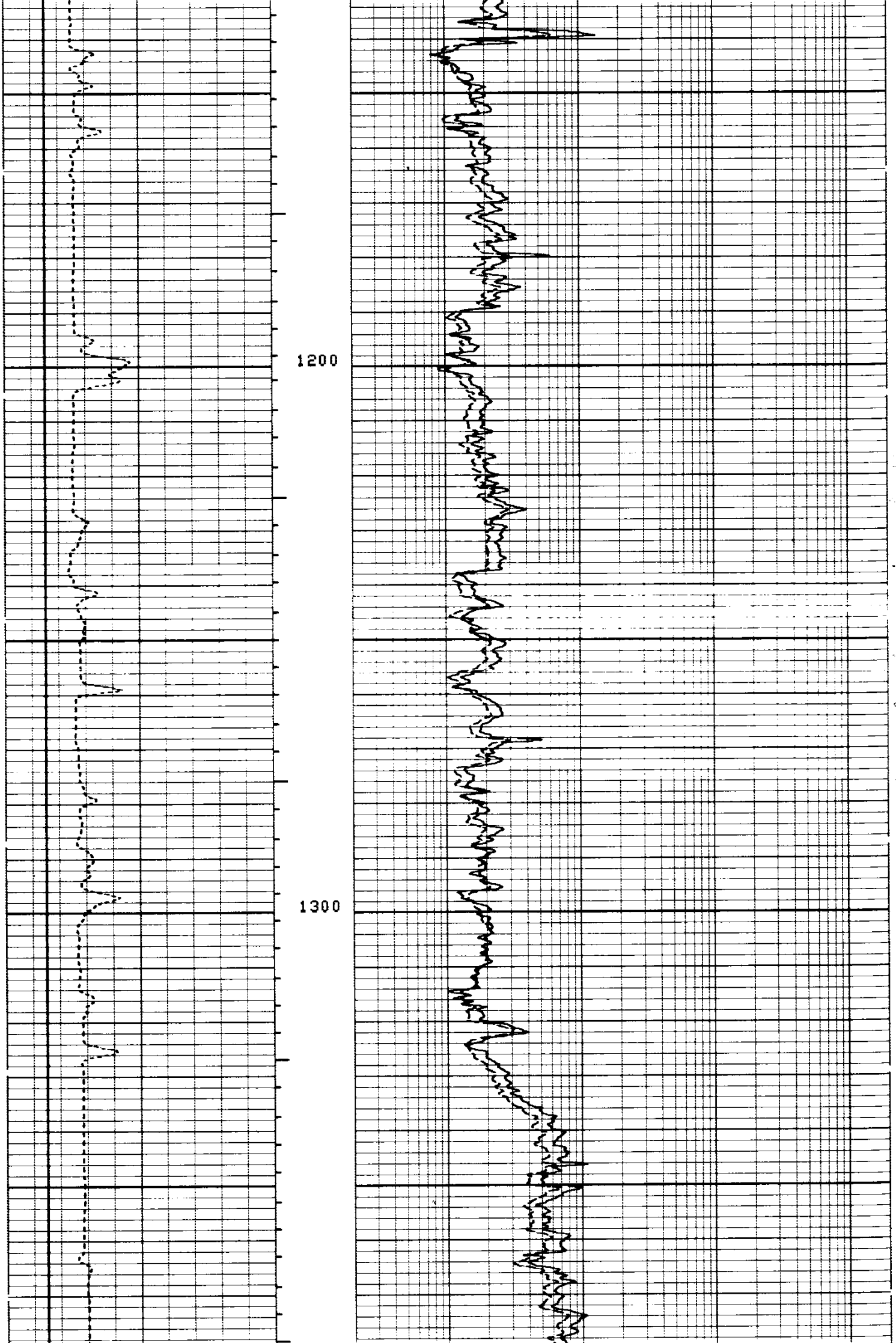

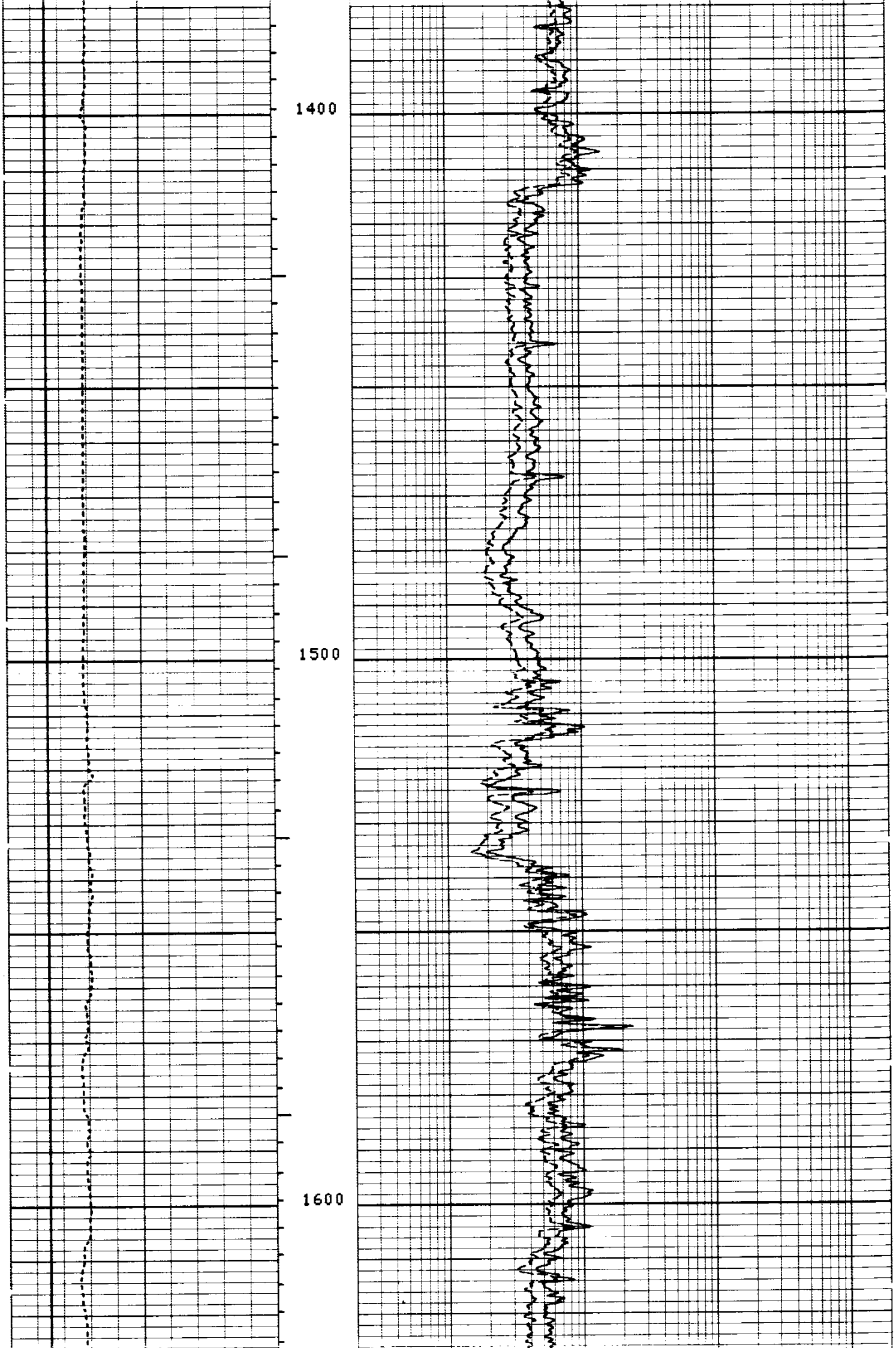

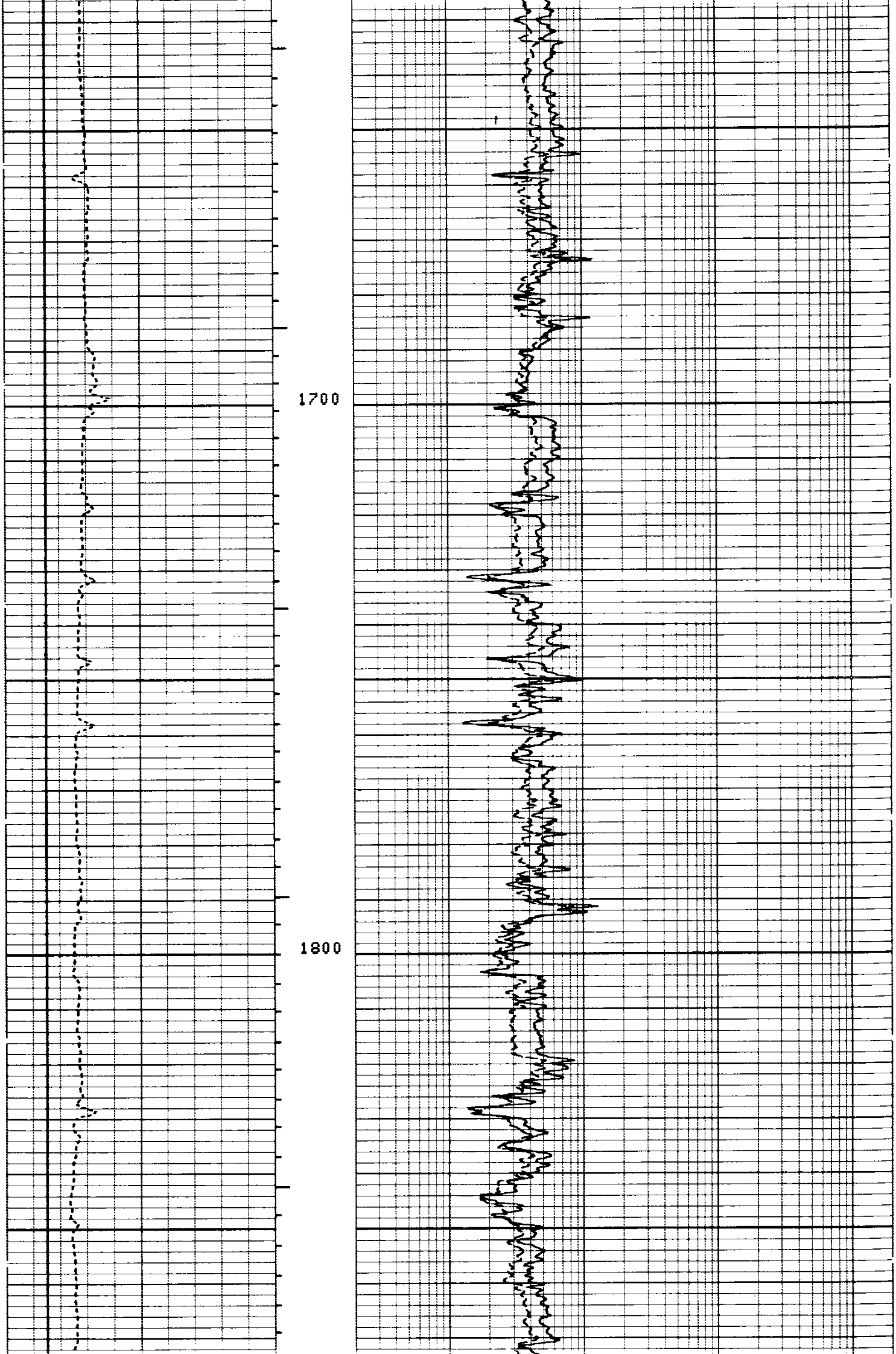

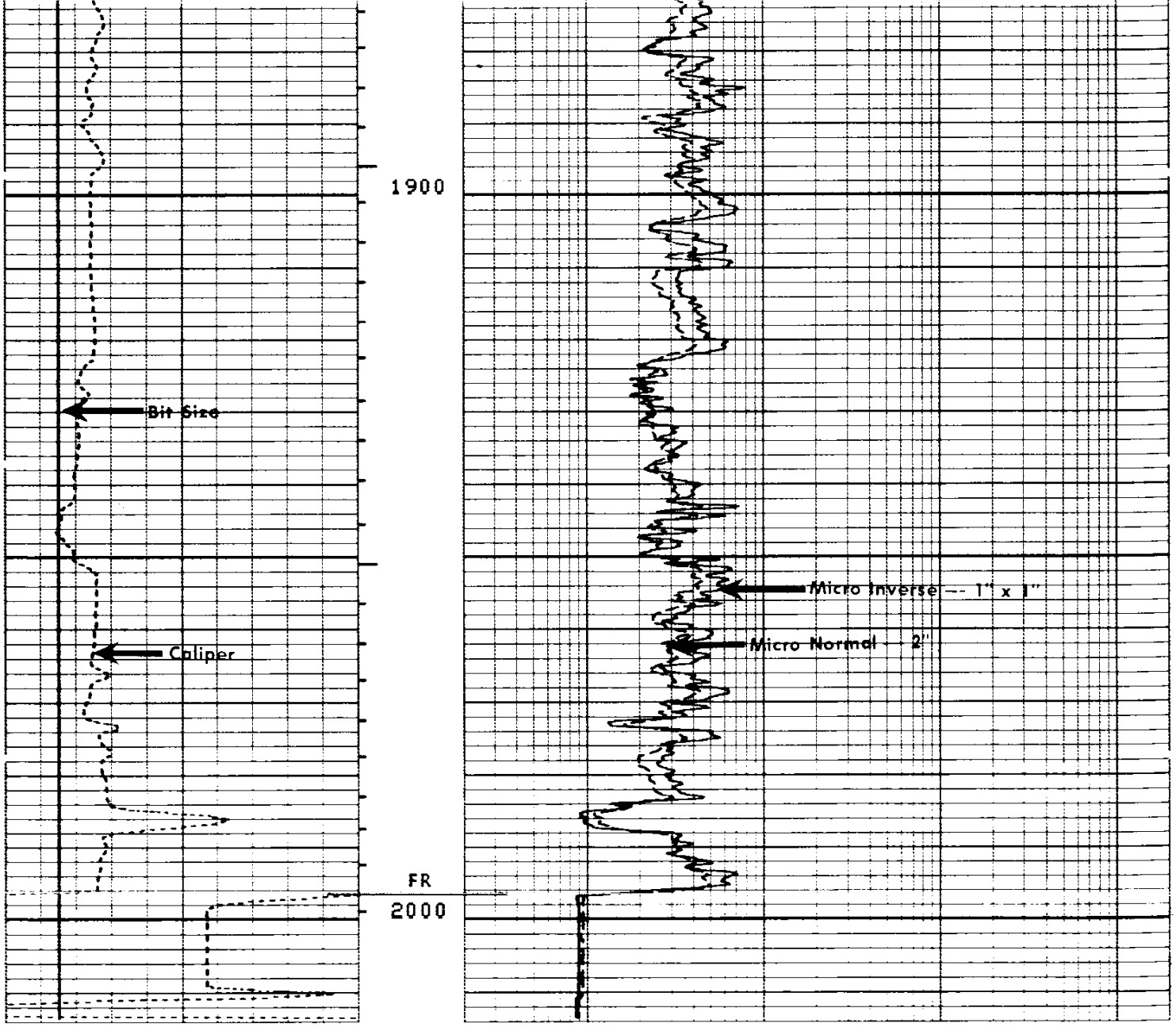

6

REPEAT SECTION

5

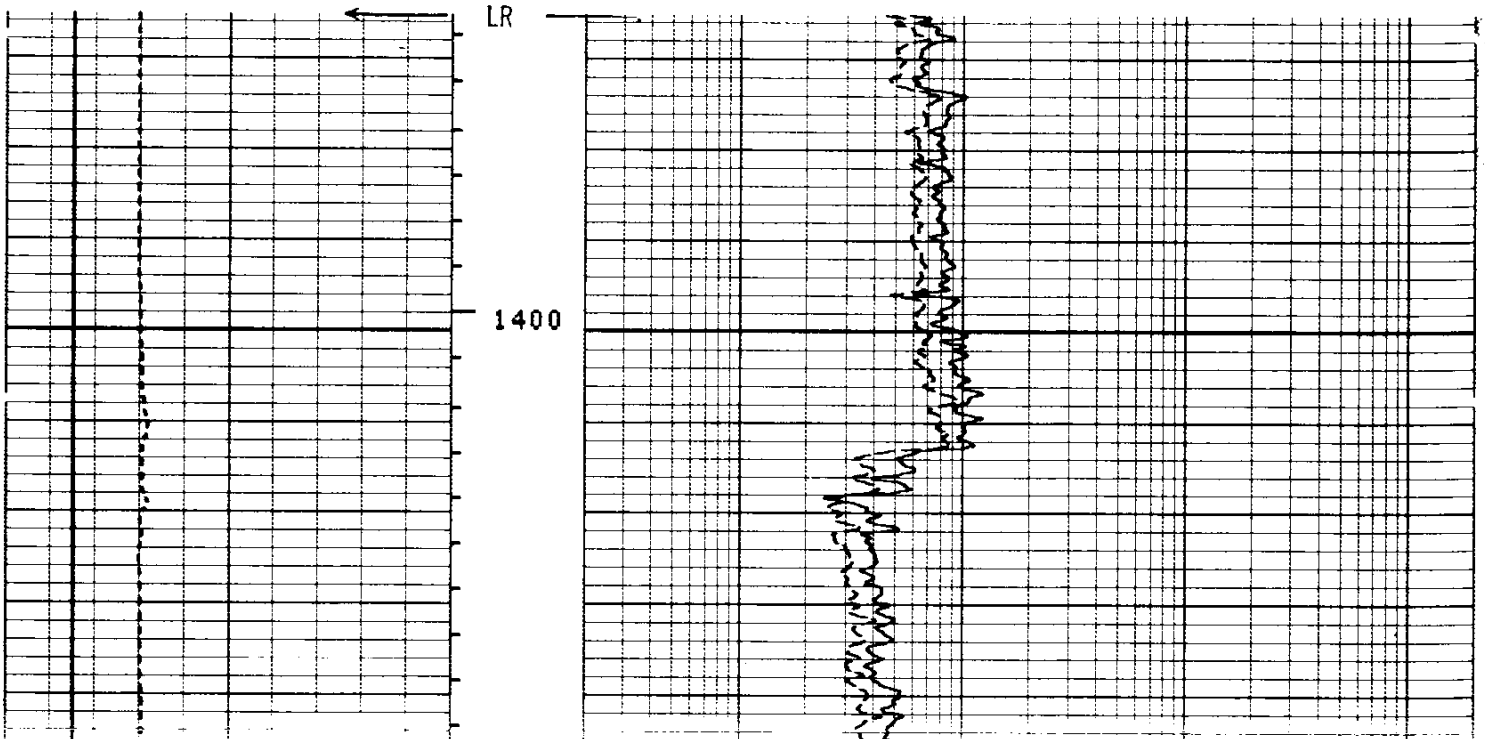

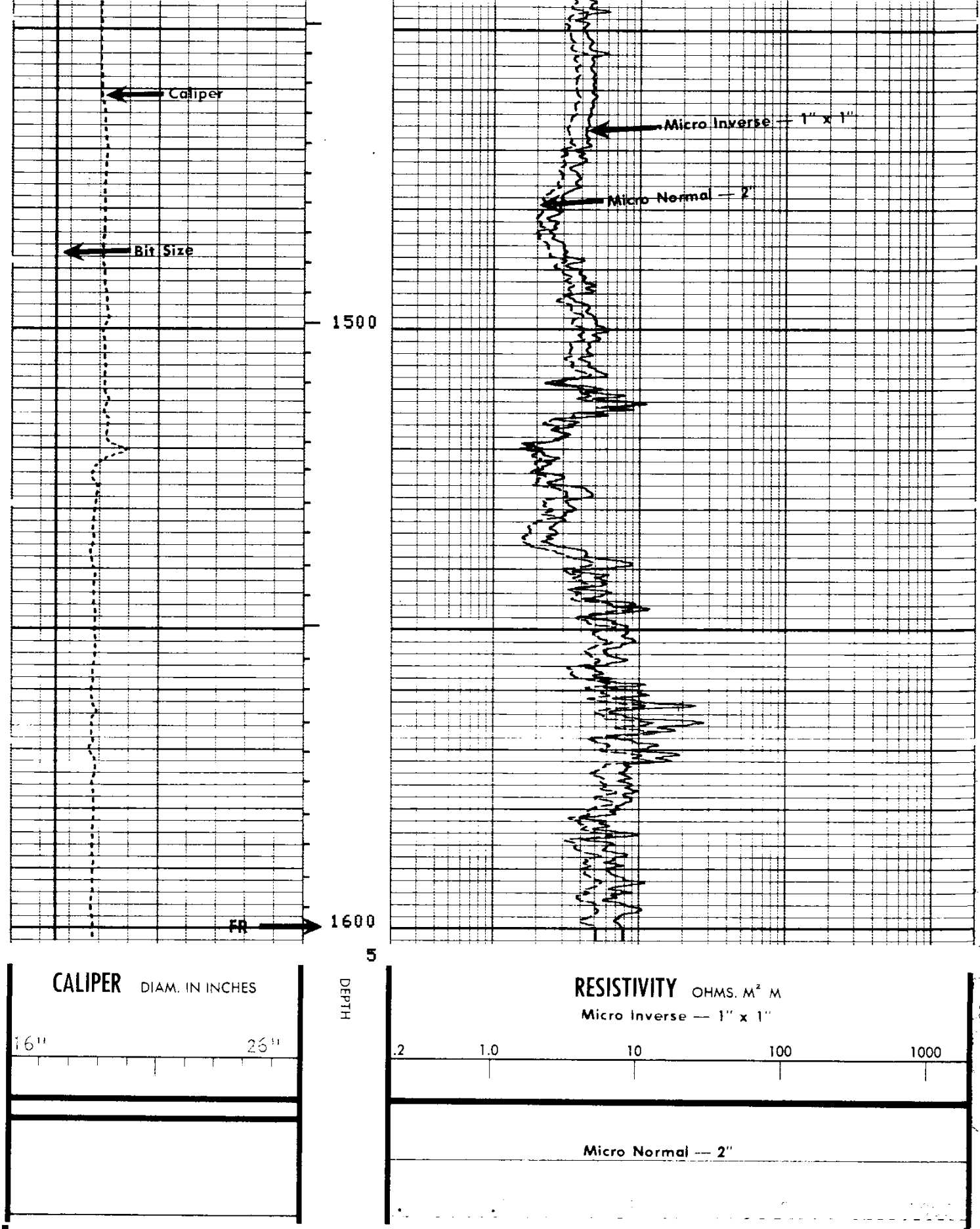

CALIBRATION RECORD

2

```
                 BEFORE SURVEY CALIBRATION SUMMARY
                               Run 1

     PERFORMED:     32/99/99
     PROGRAM FILE:  MPT    (VERSION    12.4    78/12/ 8)

    MPT                  ELECTRONICS CALIBRATION SUMMARY
```

```
                 MEASURED                           CALIBRATED
              ZERO      PLUS                     ZERO         PLUS          UNITS
   MINV        0.0       4.1                      0.0          4.9          OHMM
   MNOR        0.1       4.1                      0.0          4.9          OHMM
   PROX       -1.7     542.0                      0.0        499.9          MM/M


  MPT                  CALIPER CALIBRATION SUMMARY

                 MEASURED                           CALIBRATED
              SMALL     LARGE                    SMALL        LARGE         UNITS
   CALI        8.1      11.2                      8.0         12.0           IN

                               2
                               2


                  AFTER SURVEY TOOL CHECK SUMMARY


   PERFORMED:      32/99/99
   PROGRAM FILE:   MPT     (VERSION    12.4    78/12/ 8)


  MPT                          TOOL   CHECK

                      ZERO                           PLUS
               BEFORE          AFTER           BEFORE       AFTER      UNITS
   MINV          0.0             2.2              4.9         5.0      OHMM
   MNOR          0.0            -1.5              4.9         5.0      OHMM
   PROX          0.0             0.8            499.9       506.8      MM/M


  MPT                          TOOL   CHECK

                     SMALL                           LARGE
               BEFORE          AFTER           BEFORE       AFTER      UNITS
   CALI          8.0             8.3             12.0        12.4       IN
```

MICROLATEROLOG-MICROLOG CALIBRATION CODING

STEP	CALIPER	MICROLOG	MICROLATEROLOG
1	MECH ZERO	MECH ZERO	MECH ZERO
2	MEASURE	MEASURE	1000 Ω m
3	MEASURE	MEASURE	1
4	MEASURE	ELEC ZERO	ELEC ZERO
5	CALIBRATE	CALIBRATE	Z Ω m

▲

CALIBRATION RECORD

COMPANY [illegible]

WELL IRA BAKER NO. 1

FIELD WILDCAT

COUNTY LINN STATE OREGON

SCHL. FR [illegible]
SCHL. TD 2000
DRLR. TD 2000

Elev: KB 363
DF --
GL 340

SWS-2244