Jewell 1-23

DUAL INDUCTION SFL 5"

CSU

COMPANY: NAHAMA AND WEAGANT

WELL: JEWELL #1-23

RECEIVED - PTLD
JUN 27 1985
DEPT. OF GEOLOGY
& MINERAL INDUS.

FIELD: JEWELL
COUNTY: CLATSOP
STATE: OREGON

LOCATION: 704' NORTH & 855' EAST
OF THE S 1/4 CORNER
SEC: 23 TWP: 5N RGE: 7W

OTHER SERVICES-
BHC

PERMANENT DATUM: GL
ELEV. OF PERM. DATUM: 450.9 F
LOG MEASURED FROM: KB
11.4 F ABOVE PERM. DATUM
DRLG. MEASURED FROM: KB

ELEVATIONS-
KB: 462.3 F
DF:
GL: 450.9 F

PROGRAM
TAPE NO:
26.2
SERVICE
ORDER NO:
432341

DATE: 22 APR 85
RUN NO: 1

DEPTH-DRILLER: 3190.0 F
DEPTH-LOGGER: 3186.0 F
BTM. LOG INTERVAL: 3180.0 F
TOP LOG INTERVAL: 495.0 F

CASING-DRILLER: 495 F
CASING-LOGGER: 495 F
CASING: 8 5/8

BIT SIZE: 7 7/8

TYPE FLUID IN HOLE: LIGNOSULFONATE
DENSITY: 9.5 LB/G
VISCOSITY: 43.0 S
PH: 10.5
FLUID LOSS: 5.7 C3
SOURCE OF SAMPLE: CIRC.
RM: 1.940 OHMM AT 64.0 DEGF
RMF: 2.190 OHMM AT 63.0 DEGF
RMC: 2.330 OHMM AT 58.0 DEGF
SOURCE RMF/RMC: MEAS. /MEAS.
RM AT BHT: 1.275 OHMM AT 101. DEGF
RMF AT BHT: 1.419 OHMM AT 101. DEGF
RMC AT BHT: 1.402 OHMM AT 101. DEGF

TIME CIRC. STOPPED: 0530
TIME LOGGER ON BTM.: 0912

MAX. REC. TEMP: 101.0 DEGF

LOGGING UNIT NO: 8057
LOGGING UNIT LOC: SACRAMENTO
RECORDED BY: ANDERSEN
WITNESSED BY: WALKER

REMARKS:

EQUIPMENT NUMBERS-

IEM 232 SLM 383 DIS 1181 DIC 217
SLS 1140

ALL INTERPRETATIONS ARE OPINIONS BASED ON INFERENCES FROM ELECTRICAL OR OTHER MEASUREMENTS AND WE CANNOT, AND DO NOT GUARANTEE THE ACCURACY OR CORRECTNESS OF ANY INTERPRETATIONS, AND WE SHALL NOT, EXCEPT IN THE CASE OF GROSS OR WILLFUL NEGLIGENCE ON OUR PART, BE LIABLE OR RESPONSIBLE FOR ANY LOSS, COSTS, DAMAGES OR EXPENSES INCURRED OR SUSTAINED BY ANYONE RESULTING FROM ANY INTERPRETATION MADE BY ANY OF OUR OFFICERS, AGENTS OR EMPLOYEES. THESE INTERPRETATIONS ARE ALSO SUBJECT TO OUR GENERAL TERMS AND CONDITIONS AS SET OUT IN OUR CURRENT PRICE SCHEDULE.

FILE 103 22-APR-85 14:48
DATA ACQUIRED 22-APR-85 11:31

RWA (OHMM)	0.0	20.000
SP (MV)	-80.00	20.000
ILD (OHMM)	.20000	2000.0
ILM (OHMM)	.20000	2000.0
SFLU(OHMM)	.20000	2000.0

FILE 104 22-APR-85 14:30
DATA ACQUIRED 22-APR-85 10:02

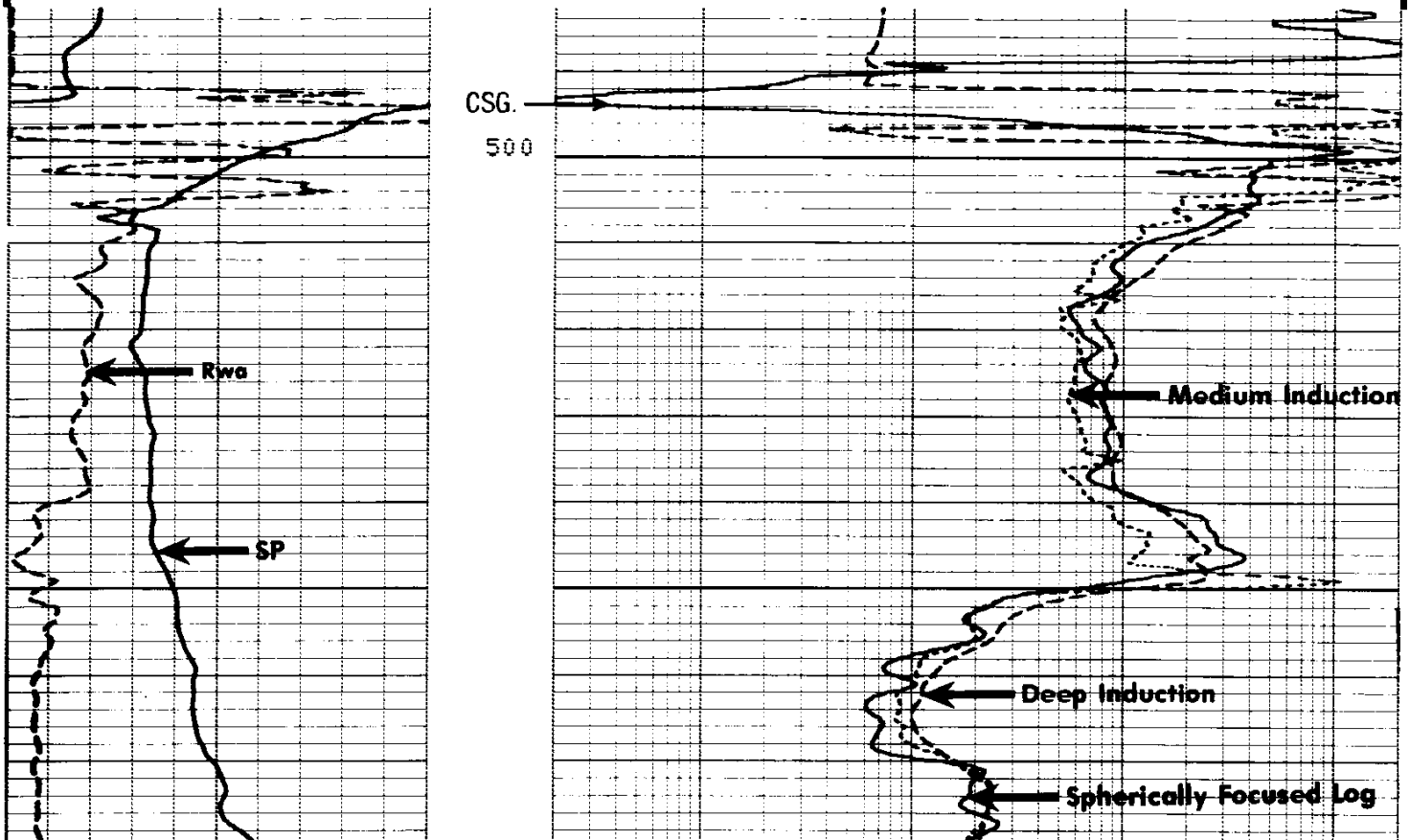

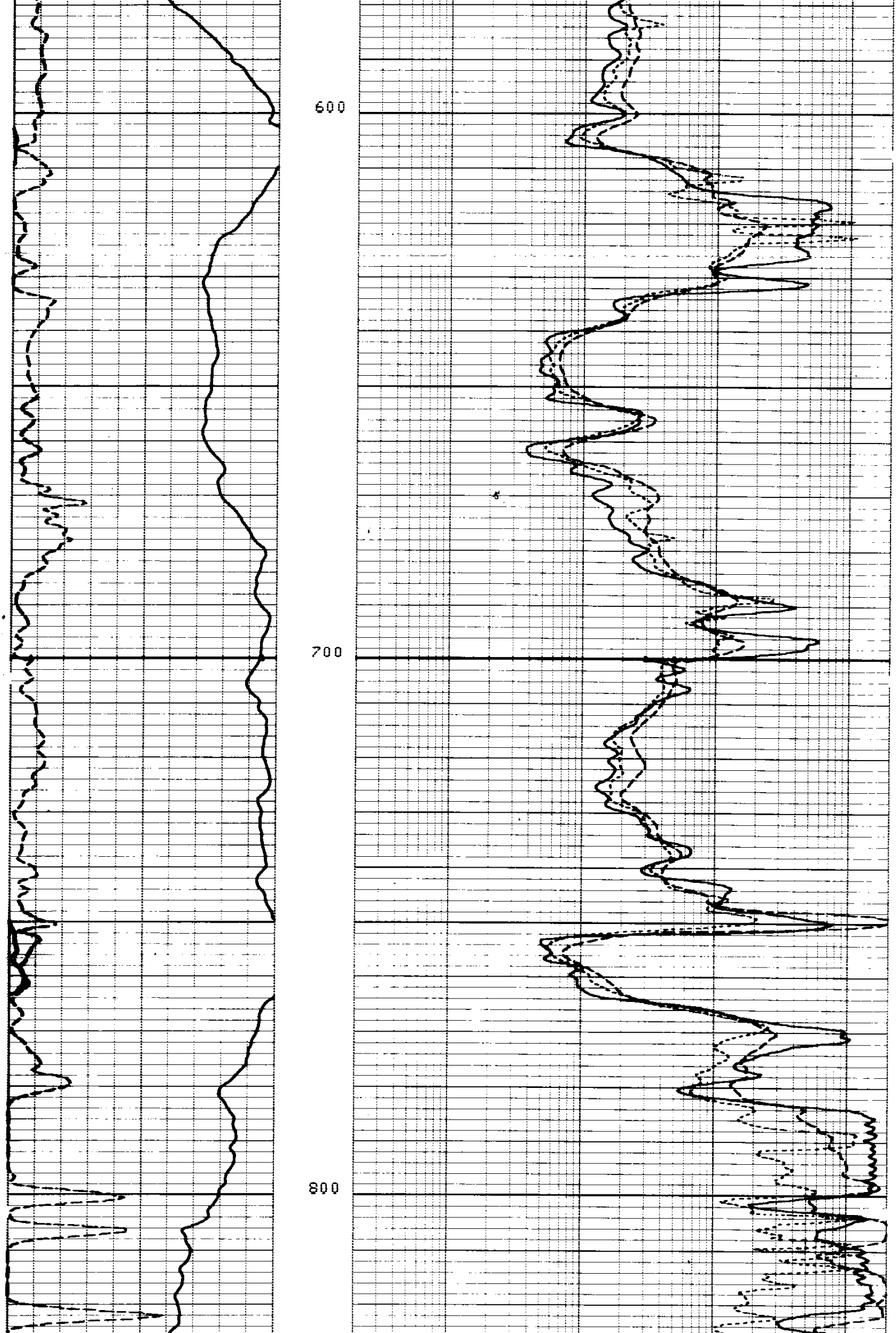



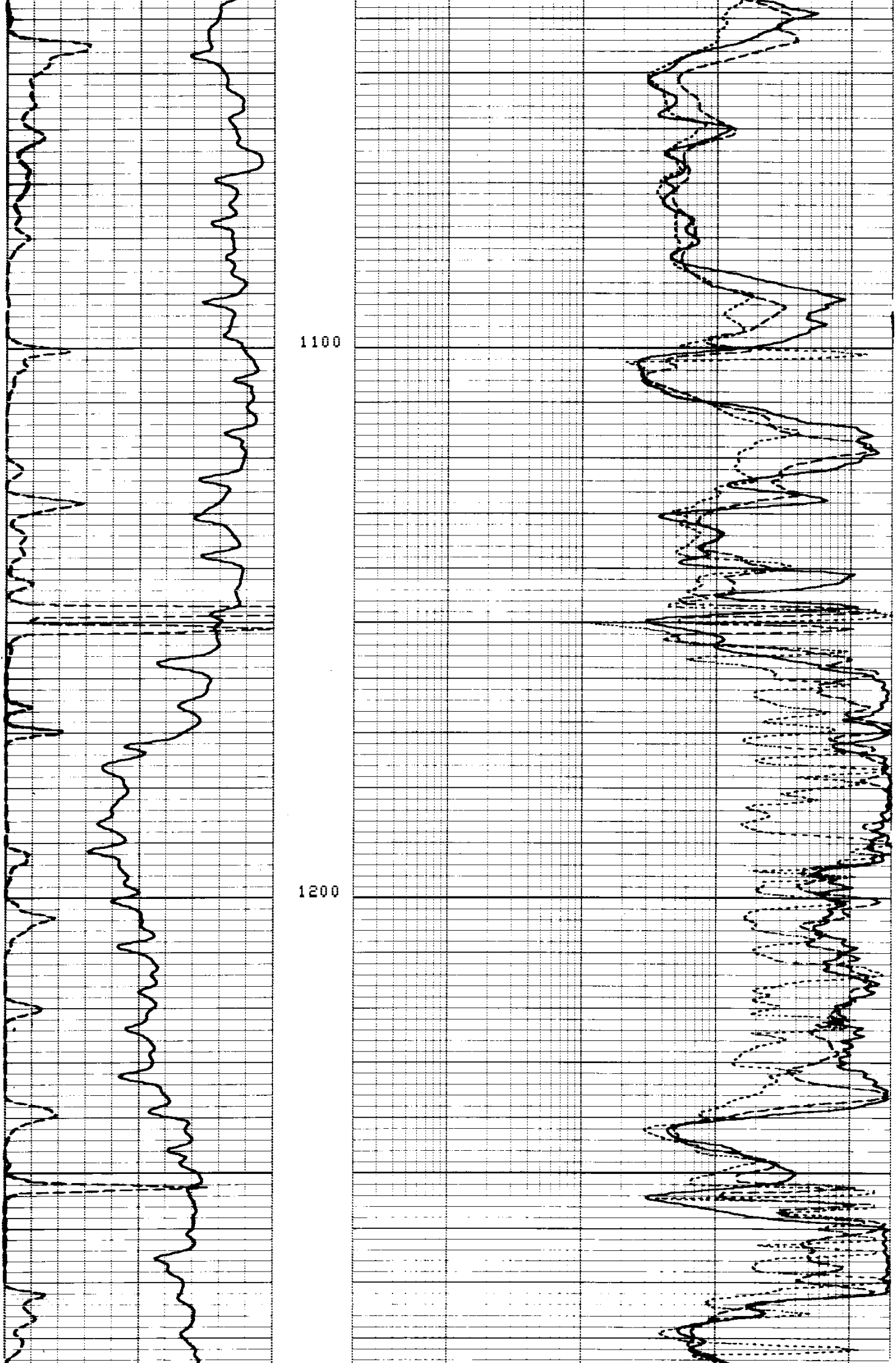

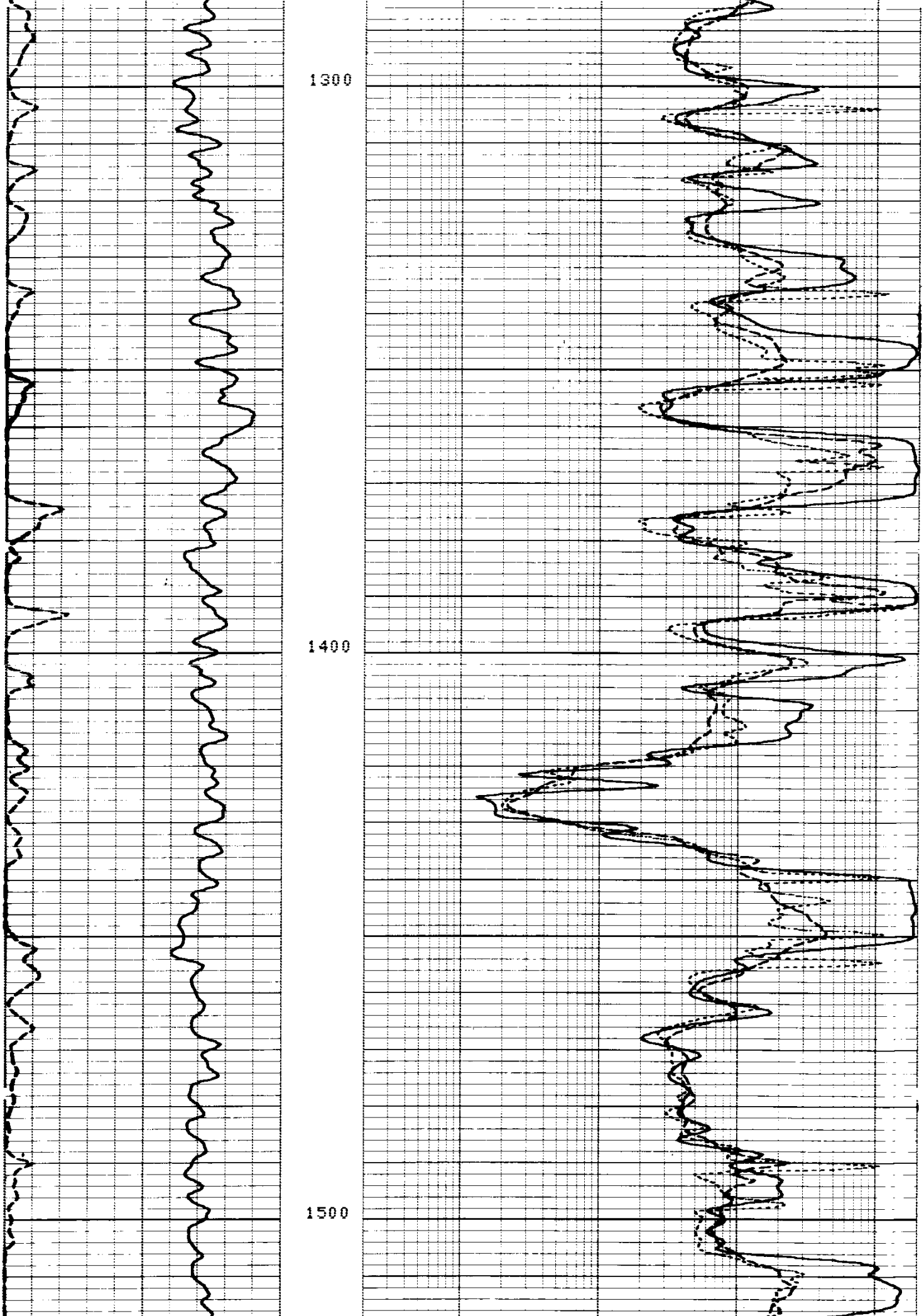

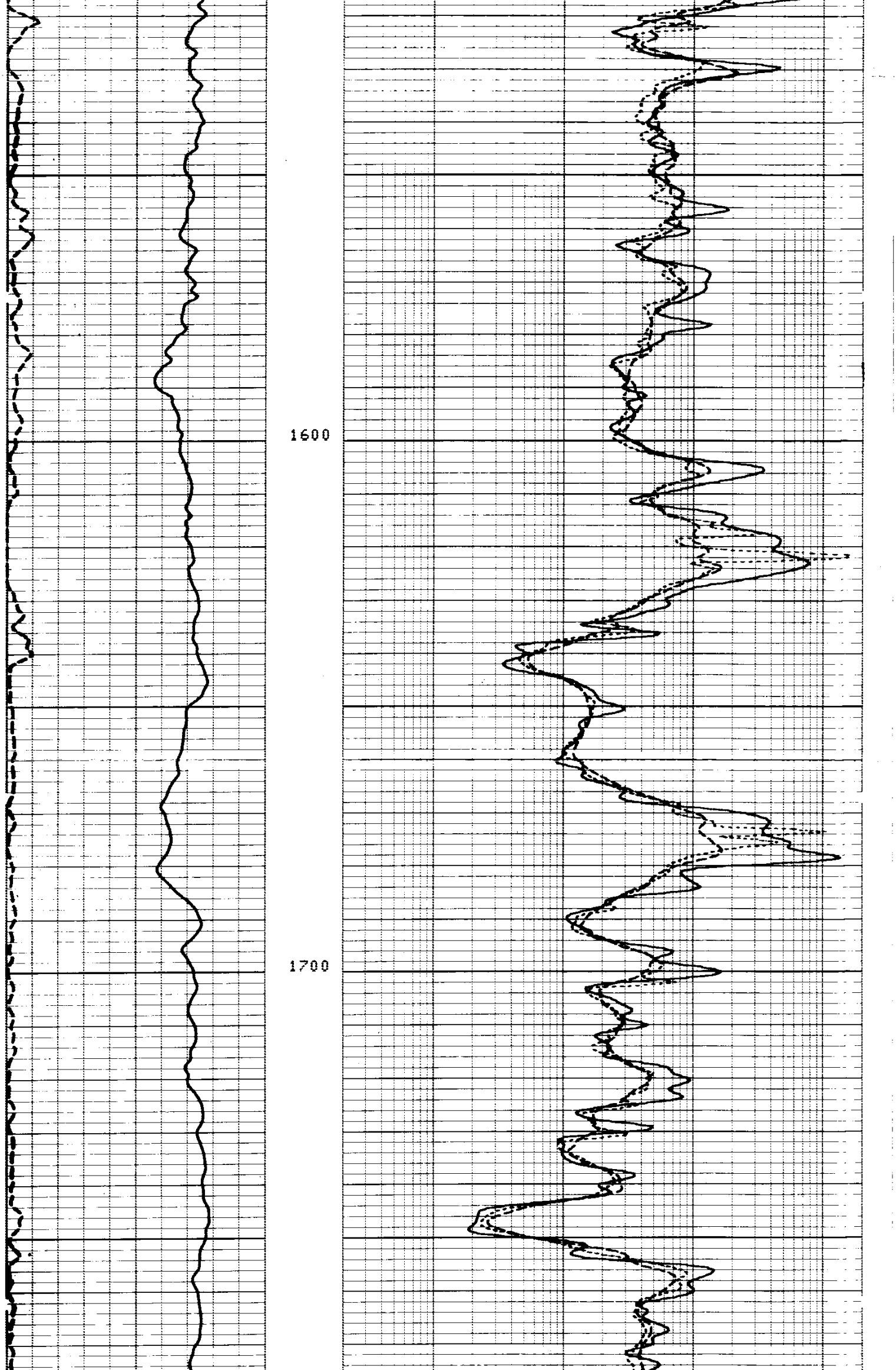

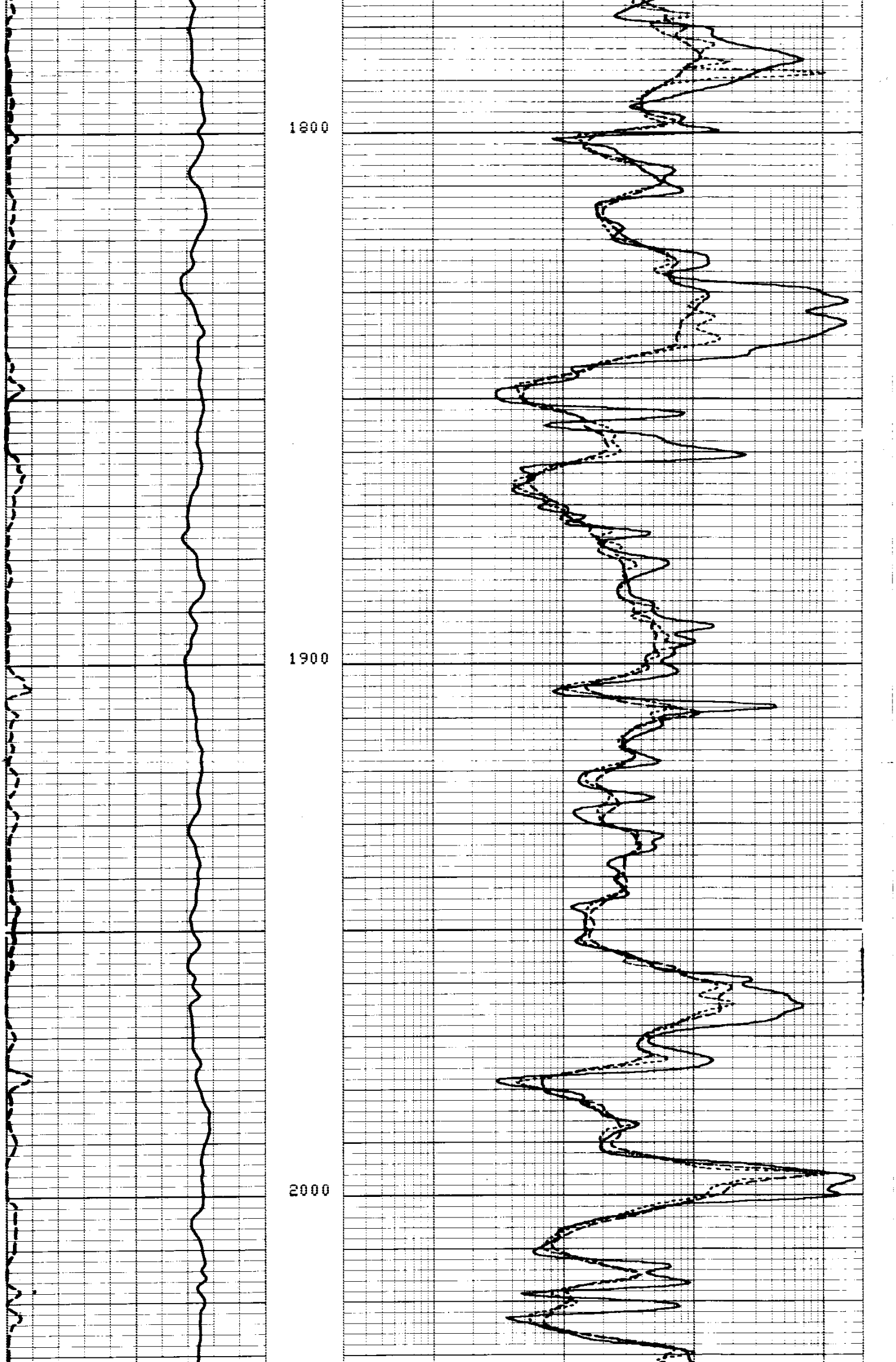

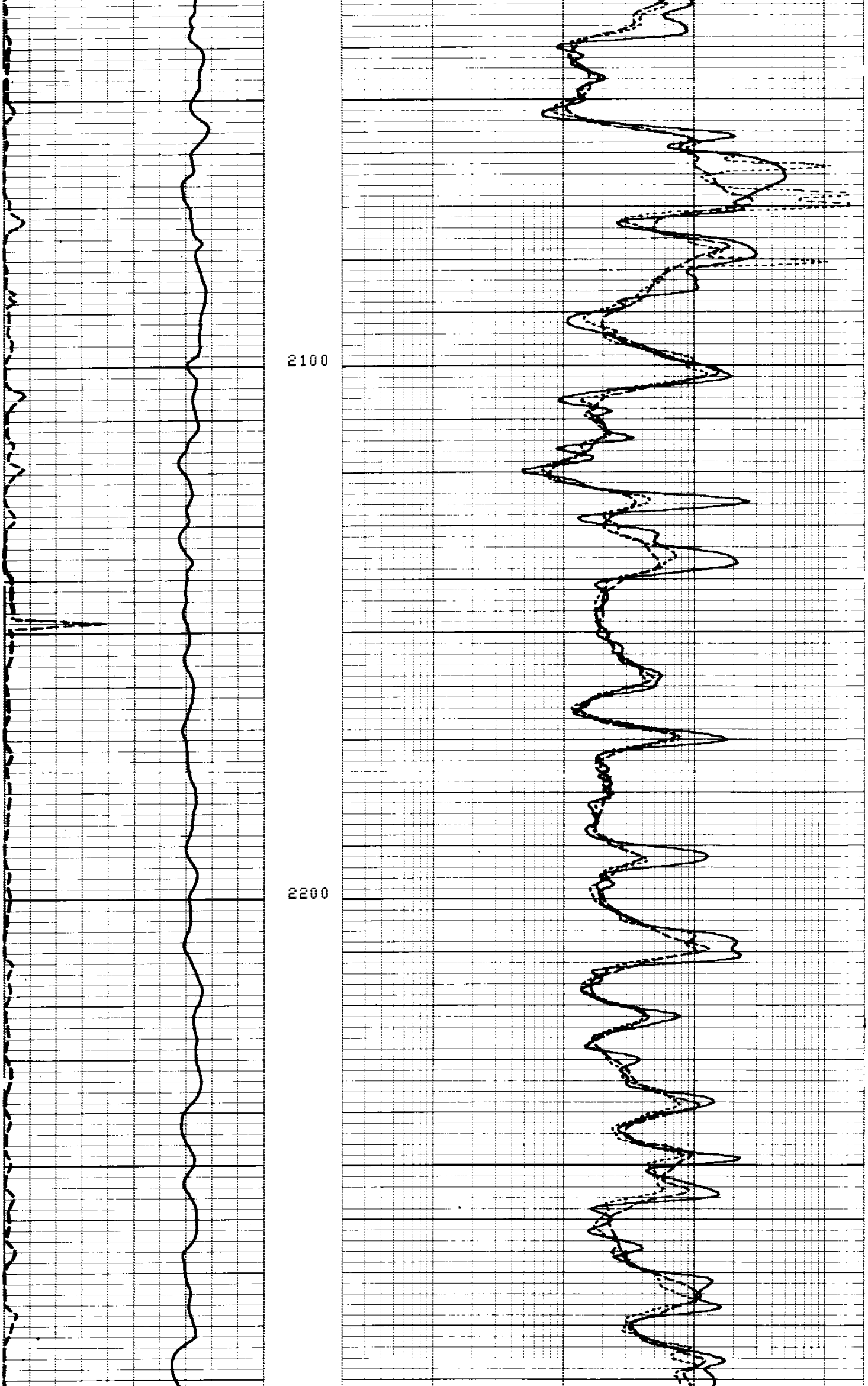

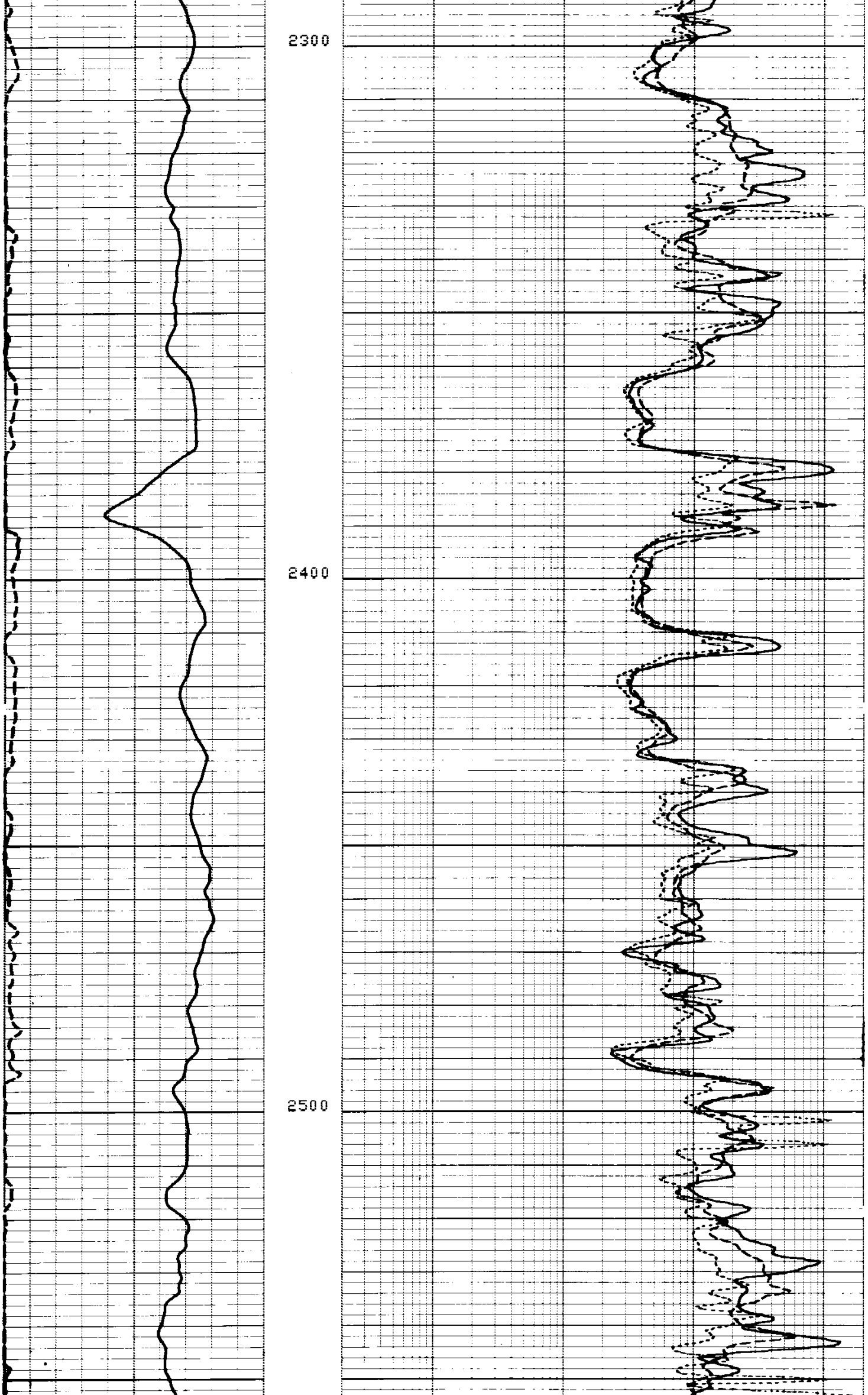

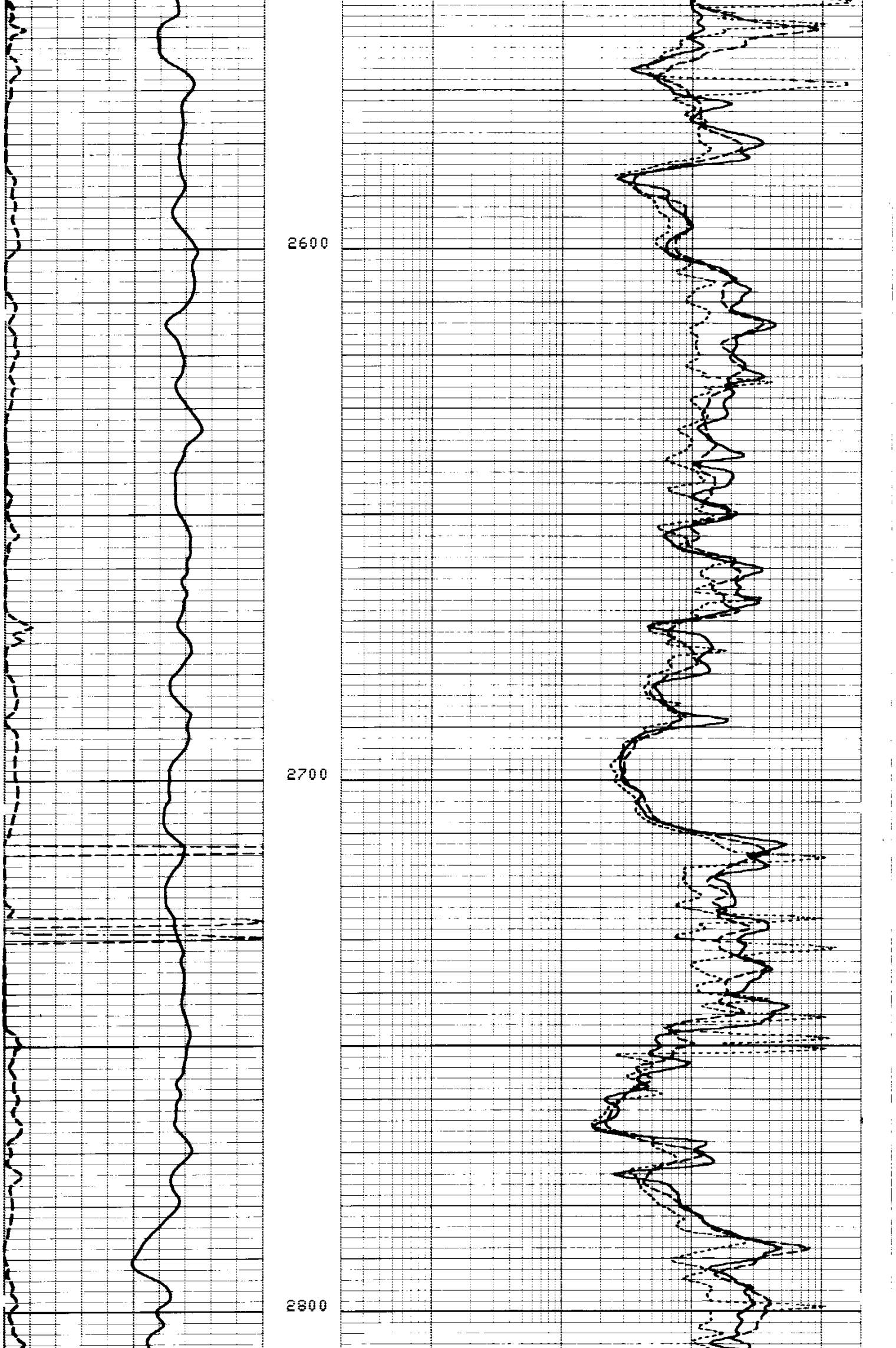

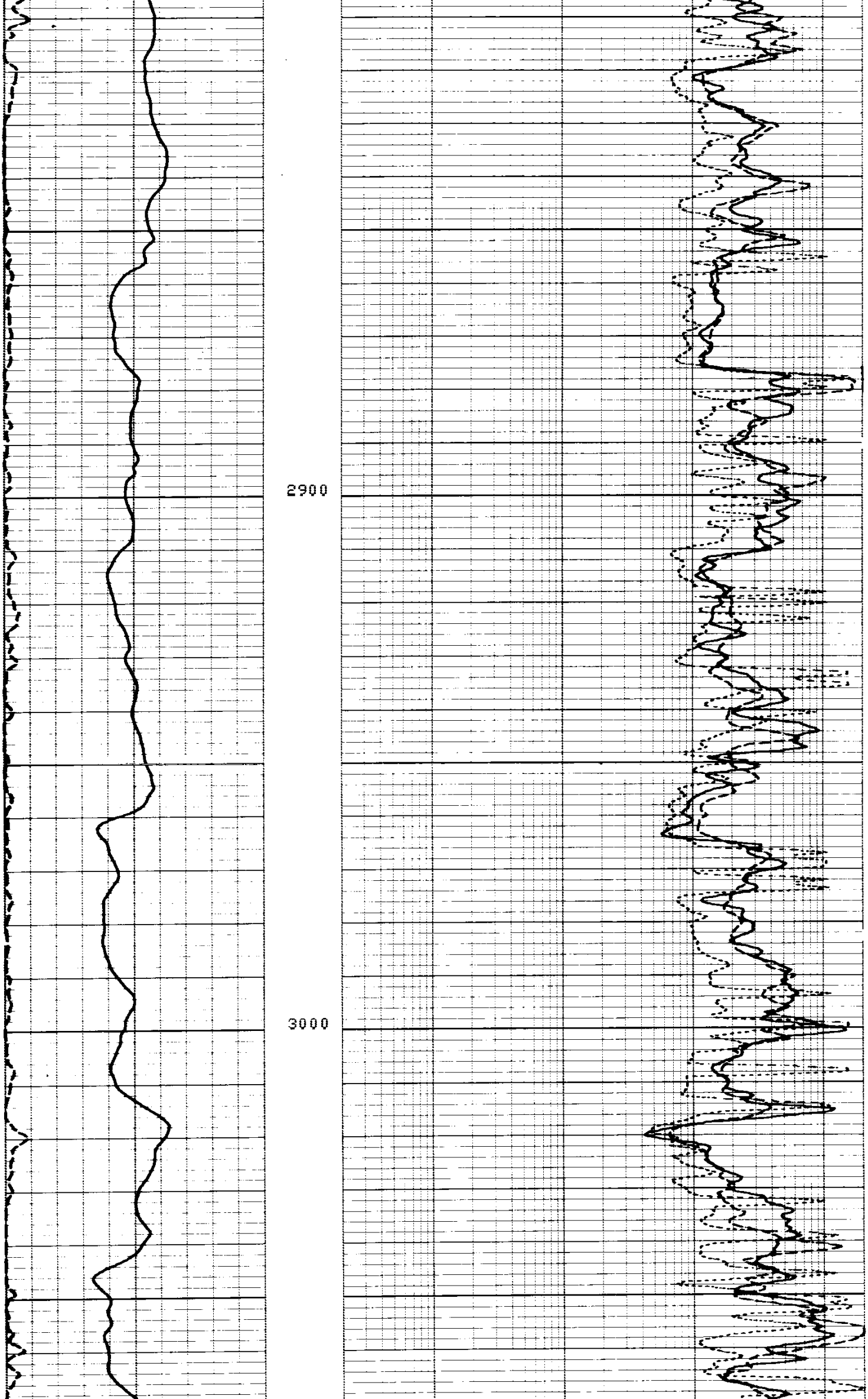

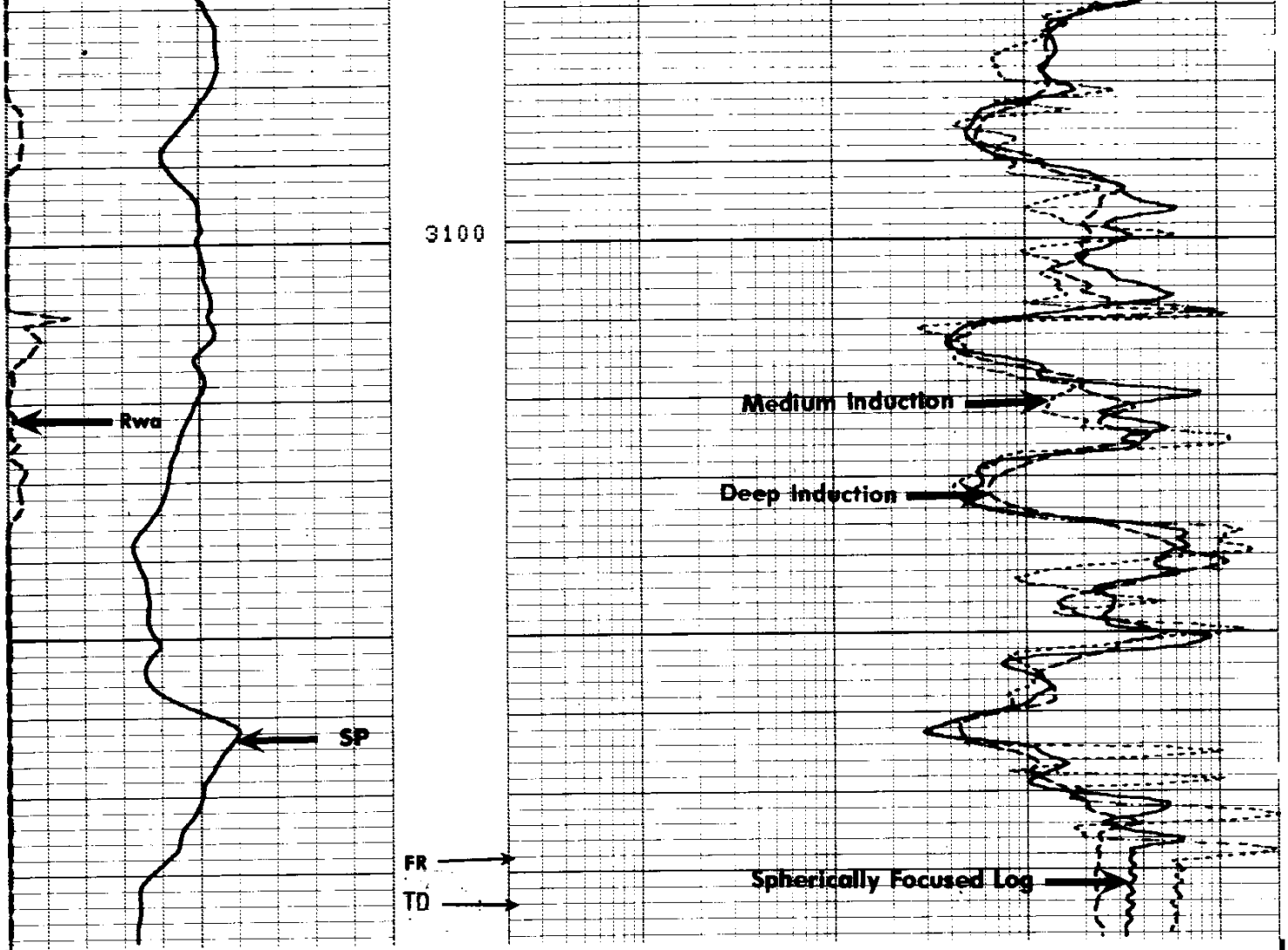

FILE 104 22-APR-85 14:22
DATA ACQUIRED 22-APR-85 11:02

RWA (OHMM)
0.0 20.000
SP (MV)
-80.00 20.000

ILD (OHMM)
.20000 2000.0
ILM (OHMM)
.20000 2000.0
SFLU(OHMM)
.20000 2000.0

SENSOR MEASURE POINT TO TOOL ZERO

CBL	43.9	FEET	AMPL	43.9	FEET
TT3	40.1	FEET	TT4	39.1	FEET
TT1	42.9	FEET	TT2	43.9	FEET
CALI	31.8	FEET	SRAT	41.4	FEET
SFL	6.4	FEET	ILD	9.4	FEET
SP	2.5	FEET	ILM	5.7	FEET
TENS	2.5	FEET	SPAR	2.5	FEET
NOIS	35.6	FEET			

PARAMETERS

NAME	VALUE	UNIT	NAME	VALUE	UNIT
WSV1	WF1		DWS	16	
DSIN	5	US	DDEL	200	US
CDTS	100.000		DWCO	512	
DTF	189.000	US/F	DTM	56.0000	US/F
SBR	1.00000	OHMM	DSEC	4.20000	MMHO
FPHI	SPHI		MSEC	.200000	MMHO
BS	8.62500	IN	BHS	OPEN	
DO	0.0	F	DO2	0.0	F
PP	NORM				

TENS(LB)
10000. 0.0

ILD (OHMM)
.20000 2000.0

ILM (OHMM)
.20000 2000.0

SFLU(OHMM)
.20000 2000.0

SP (MV)
-100.0 0.0

REPEAT SECTION

FILE 14 22-APR-85 11:00

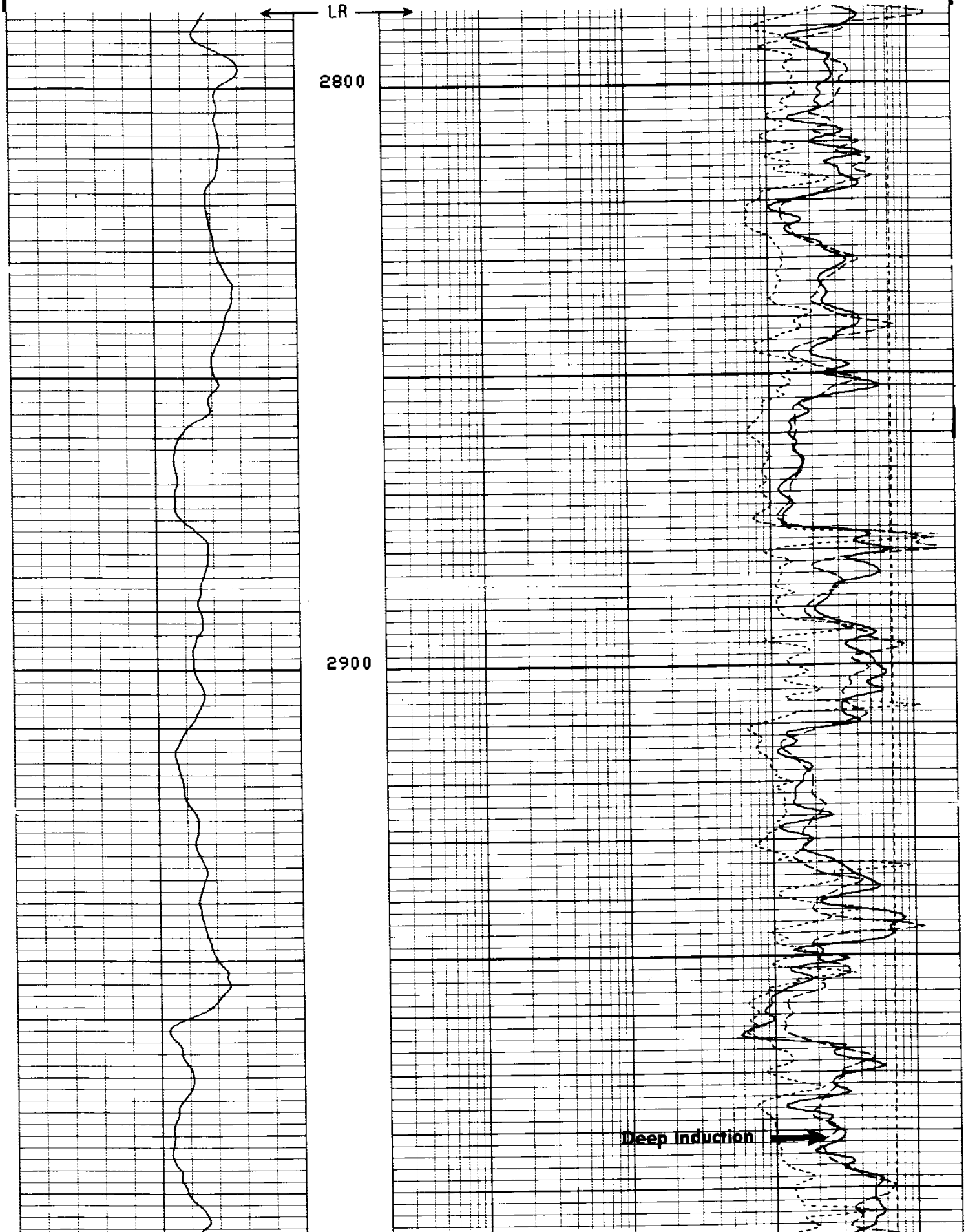

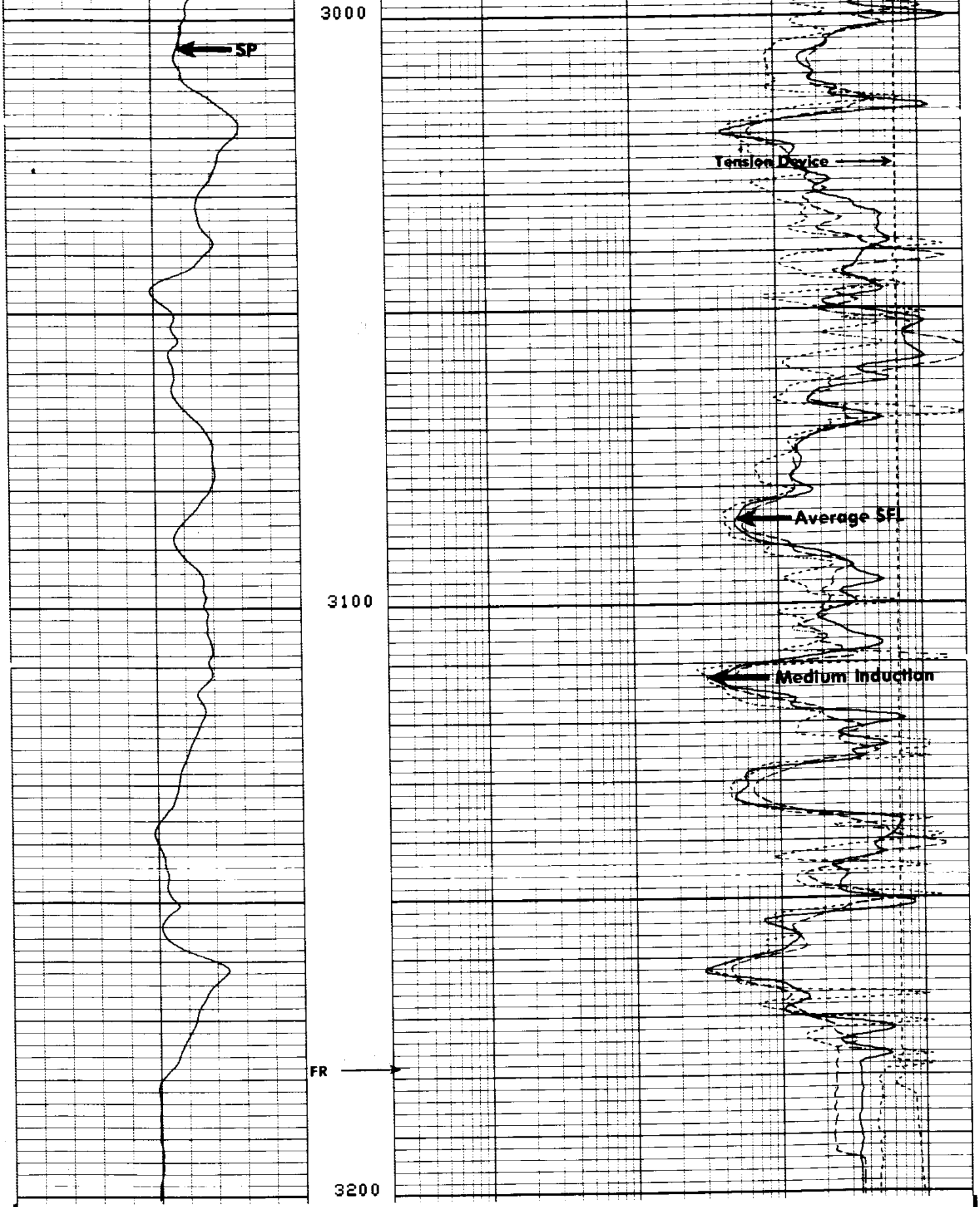

FILE 14 22-APR-85 10:55 **REPEAT SECTION**

TENS(LB)
10000. 0.0

ILD (OHMM)
.20000 2000.0

ILM (OHMM)
.20000 2000.0

SFLU(OHMM)
.20000 2000.0

SP (MV)
-100.0 0.0

SENSOR MEASURE POINT TO TOOL ZERO

```
          SFL   6.4  FEET                          ILD   9.4  FEET
          SP    2.5  FEET                          ILM   5.7  FEET
          TENS  2.5  FEET                          SPAR  2.5  FEET
```

```
                                PARAMETERS

          NAME  VALUE    UNIT                      NAME  VALUE     UNIT

          SBR  1.00000   OHMM                      DSEC 4.20000    MMHO
          BHS  OPEN                                MSEC .200000    MMHO
          BS   8.62500   IN
```

```
                    BEFORE SURVEY CALIBRATION SUMMARY


      PERFORMED:     85/04/22
      PROGRAM FILE: ISN     (VERSION    26.2    83/11/17)


    DITD                ELECTRONICS CALIBRATION SUMMARY

                 MEASURED                        CALIBRATED
               ZERO    PLUS                   ZERO       PLUS         UNITS
       ILD      3.5    509.8                   0.0       499.5         MMHO
       ILM      2.7    476.7                   0.0       498.0         MMHO
       SFL      0.0    519.0                   0.0       500.0         MMHO

    ILD  SONDE ERROR CORRECTION :          4.2 MMHO
    ILM  SONDE ERROR CORRECTION :           .2 MMHO

                          FILE   13       22-APR-85 10:51
```

```
                    AFTER SURVEY TOOL CHECK SUMMARY


      PERFORMED:     85/04/22
      PROGRAM FILE: ISN     (VERSION    26.2    83/11/17)


    DITD                       TOOL  CHECK

                          ZERO                        PLUS
                  BEFORE          AFTER         BEFORE      AFTER      UNITS
       ILD         0.0              .0          499.5       495.3      MMHO
       ILM         0.0              .1          498.0       489.8      MMHO
       SFL         0.0            -.0           500.0       495.6      MMHO

    ILD  SONDE ERROR CORRECTION :          4.2 MMHO
    ILM  SONDE ERROR CORRECTION :           .2 MMHO

                          FILE   17       22-APR-85 11:32
```

```
                    SHOP SUMMARY


      PERFORMED:     85/04/16
      PROGRAM FILE: SHOP    (VERSION    26.2    83/11/17)


    DITD                ELECTRONICS CALIBRATION SUMMARY

                  TEST LOOP CALIBRATION               TOOL CHECK
               MEASURED           CALIBRATED          CALIBRATED
             ZERO     PLUS      ZERO      PLUS      ZERO      PLUS    UNITS
       ILD    -.1     500.2      0.0      500.0      0.0      499.5   MMHO
       ILM    2.4     470.9      0.0      500.0      0.0      498.0   MMHO
    ILD  SONDE ERROR CORRECTION :          4.2 MMHO
    ILM  SONDE ERROR CORRECTION :           .2 MMHO

                         (IS:1181, IC:217 )

                          FILE     0       16-APR-85 13:43
```