DUAL INDUCTION SFL 5"

CSU Field Log

COMPANY: STEELE ENERGY CORPORATION

WELL: "DONNELLY DOME" #1 (KEYS #1-28)

RECEIVED - PTLD
AUG 26 1985
DEPT. OF GEOLOGY
& MINERAL INDUS.

FIELD: WILDCAT
COUNTY: WHEELER
STATE: OREGON
NATION: U.S.A.
LOCATION: 460' SNL & 540' EWL

SEC: 28 TWP: 9S RGE: 23E

OTHER SERVICES-
FDC/CNL/GR
BHC
HDT

API SERIAL NO:
36-069-000

PERMANENT DATUM: GL
ELEV. OF PERM. DATUM: 2790.0 F
LOG MEASURED FROM: KB
22.0 F ABOVE PERM. DATUM
DRLG. MEASURED FROM: KB

ELEVATIONS-
KB: 2812.0 F
DF: 2810.0 F
GL: 2790.0 F

PROGRAM
TAPE NO:
26.2
SERVICE
ORDER NO:
432188

DATE: 21 JAN 85
RUN NO: 2

DEPTH-DRILLER: 6501.0 F
DEPTH-LOGGER: 6527.0 F
BTM. LOG INTERVAL: 6521.0 F
TOP LOG INTERVAL: 3944.0 F

CASING-DRILLER: 3952 F
CASING-LOGGER: 3944 F
CASING: 7

BIT SIZE: 6 1/8
DEPTH: 6501 F

TYPE FLUID IN HOLE: CYPAN-OMNIPOL
DENSITY: 8.8 LB/G
VISCOSITY: 33.0 S
PH: 8.5
FLUID LOSS: 10.0 C3
SOURCE OF SAMPLE: CIRC.
RM: 6.980 OHMM AT 58.0 DEGF
RMF: 11.30 OHMM AT 43.0 DEGF
RMC: 7.710 OHMM AT 46.0 DEGF
SOURCE RMF/RMC: MEAS. /MEAS.
RM AT BHT: 2.520 OHMM AT 173. DEGF
RMF AT BHT: 3.138 OHMM AT 173. DEGF
RMC AT BHT: 2.270 OHMM AT 173. DEGF

TIME CIRC. STOPPED: 1100 21/1
TIME LOGGER ON BTM.: 2300

MAX. REC. TEMP: 173.0 DEGF

LOGGING UNIT NO:	8128
LOGGING UNIT LOC:	SACRAMENTO
RECORDED BY:	ANDERSEN
WITNESSED BY:	FISK/HORACE

REMARKS:

NO STANDOFFS OR CENTRALIZERS USED

EQUIPMENT NUMBERS-

IEM 304	SLM 428	IS 567	IC 658
MCD 1237	SLS 525	SLC 1472	

ALL INTERPRETATIONS ARE OPINIONS BASED ON INFERENCES FROM ELECTRICAL OR OTHER MEASUREMENTS AND WE CANNOT, AND DO NOT GUARANTEE THE ACCURACY OR CORRECTNESS OF ANY INTERPRETATIONS, AND WE SHALL NOT, EXCEPT IN THE CASE OF GROSS OR WILLFUL NEGLIGENCE ON OUR PART, BE LIABLE OR RESPONSIBLE FOR ANY LOSS, COSTS, DAMAGES OR EXPENSES INCURRED OR SUSTAINED BY ANYONE RESULTING FROM ANY INTERPRETATION MADE BY ANY OF OUR OFFICERS, AGENTS OR EMPLOYEES. THESE INTERPRETATIONS ARE ALSO SUBJECT TO OUR GENERAL TERMS AND CONDITIONS AS SET OUT IN OUR CURRENT PRICE SCHEDULE.

FILE 102 21-JAN-85 23:59
DATA ACQUIRED 21-JAN-85 22:47

Curve	Left scale	Right scale
TENS(LB)	10000.	0.0
ILD (OHMM)	.20000	2000.0
RWA (OHMM)	0.0	5.0000
ILM (OHMM)	.20000	2000.0
SP (MV)	-130.0	-30.00
SFLU(OHMM)	.20000	2000.0

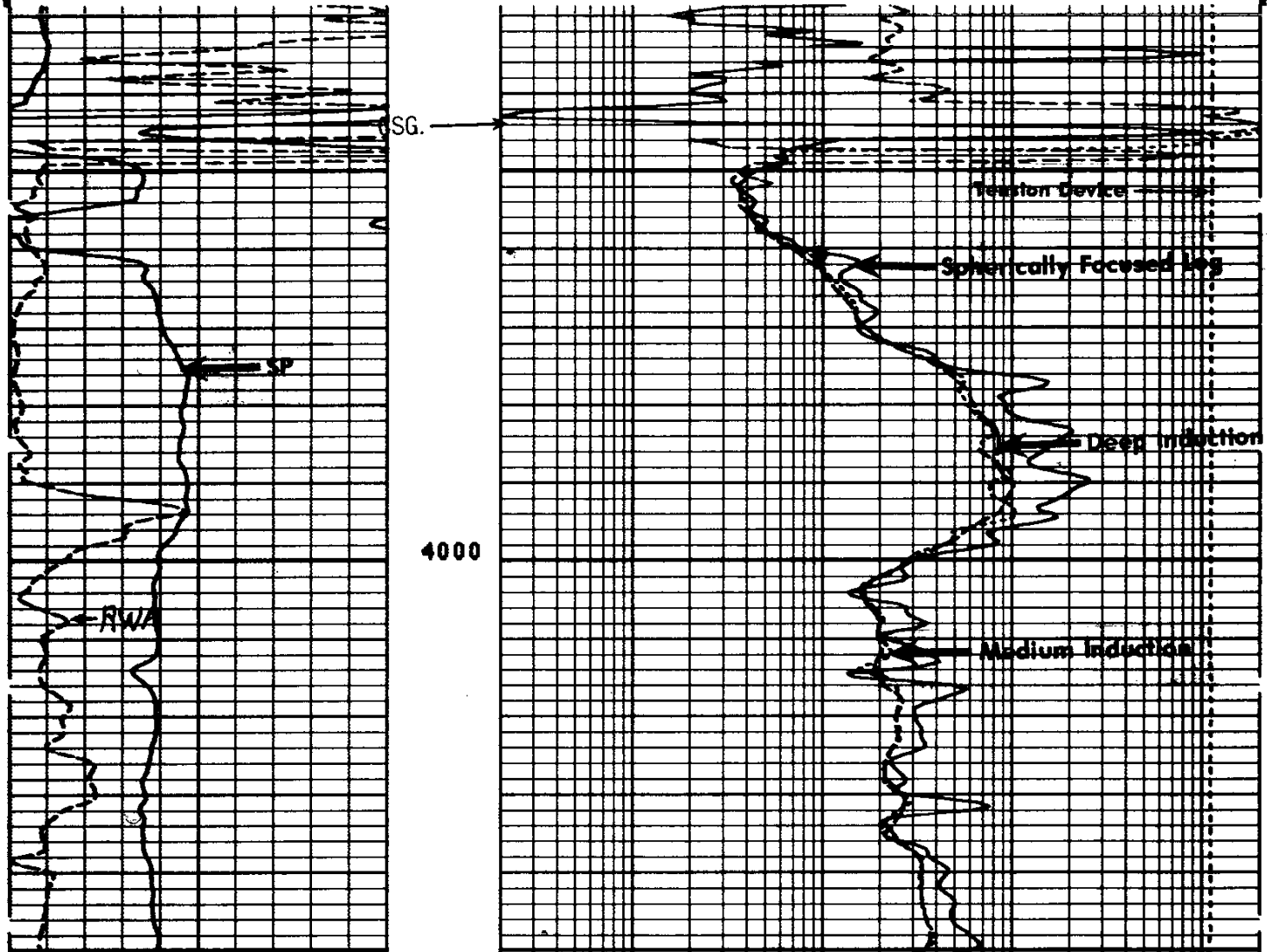

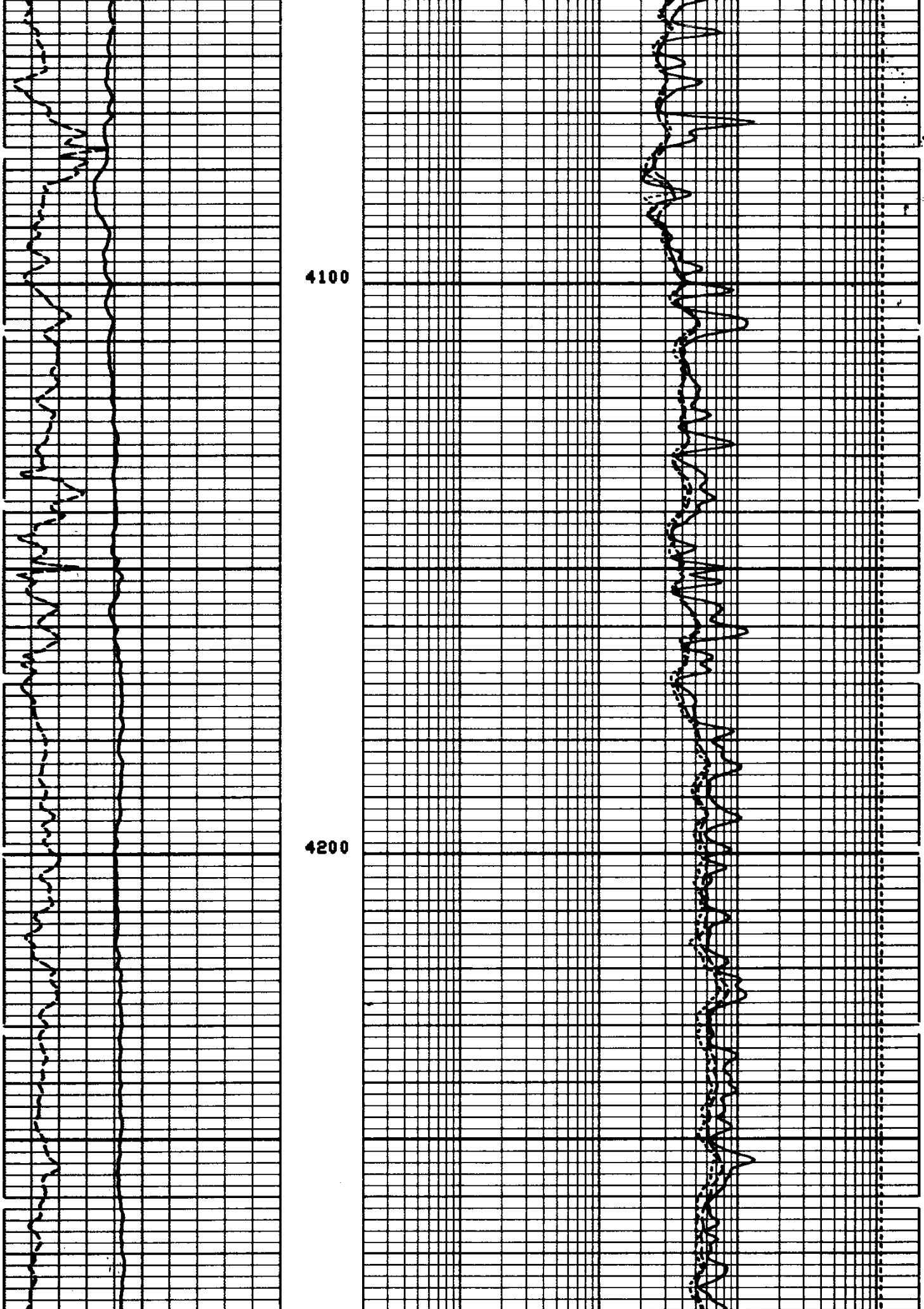

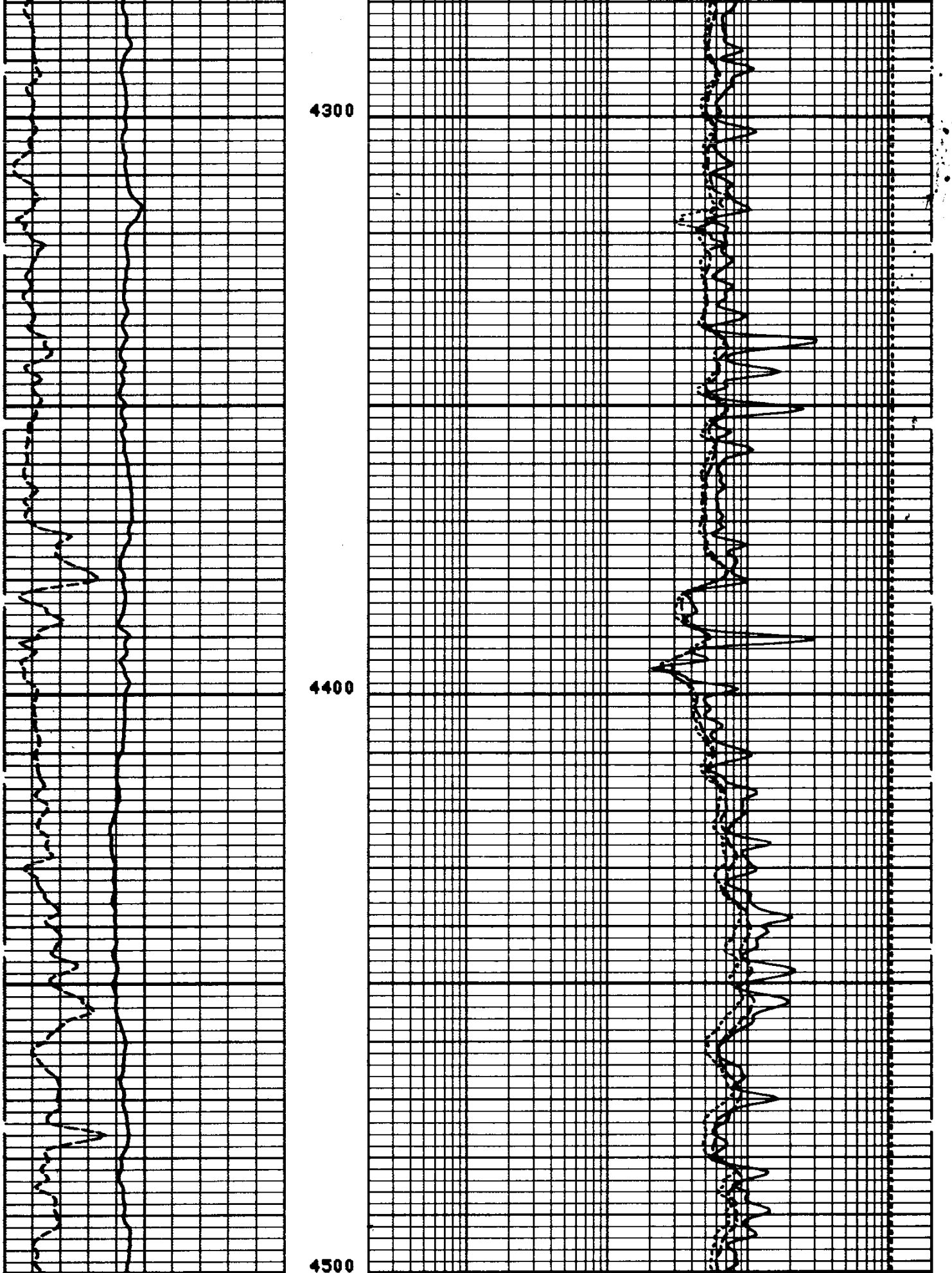



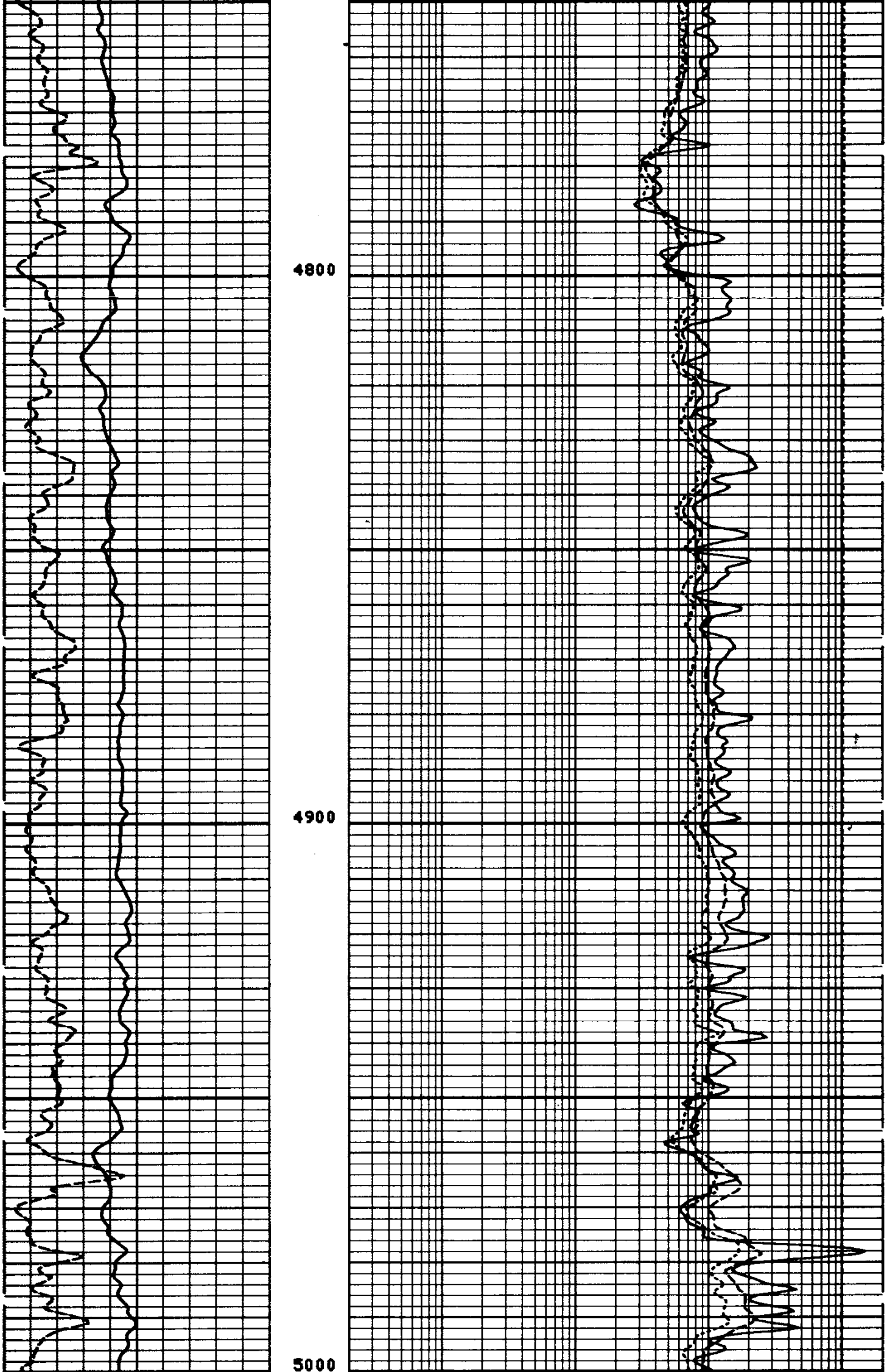

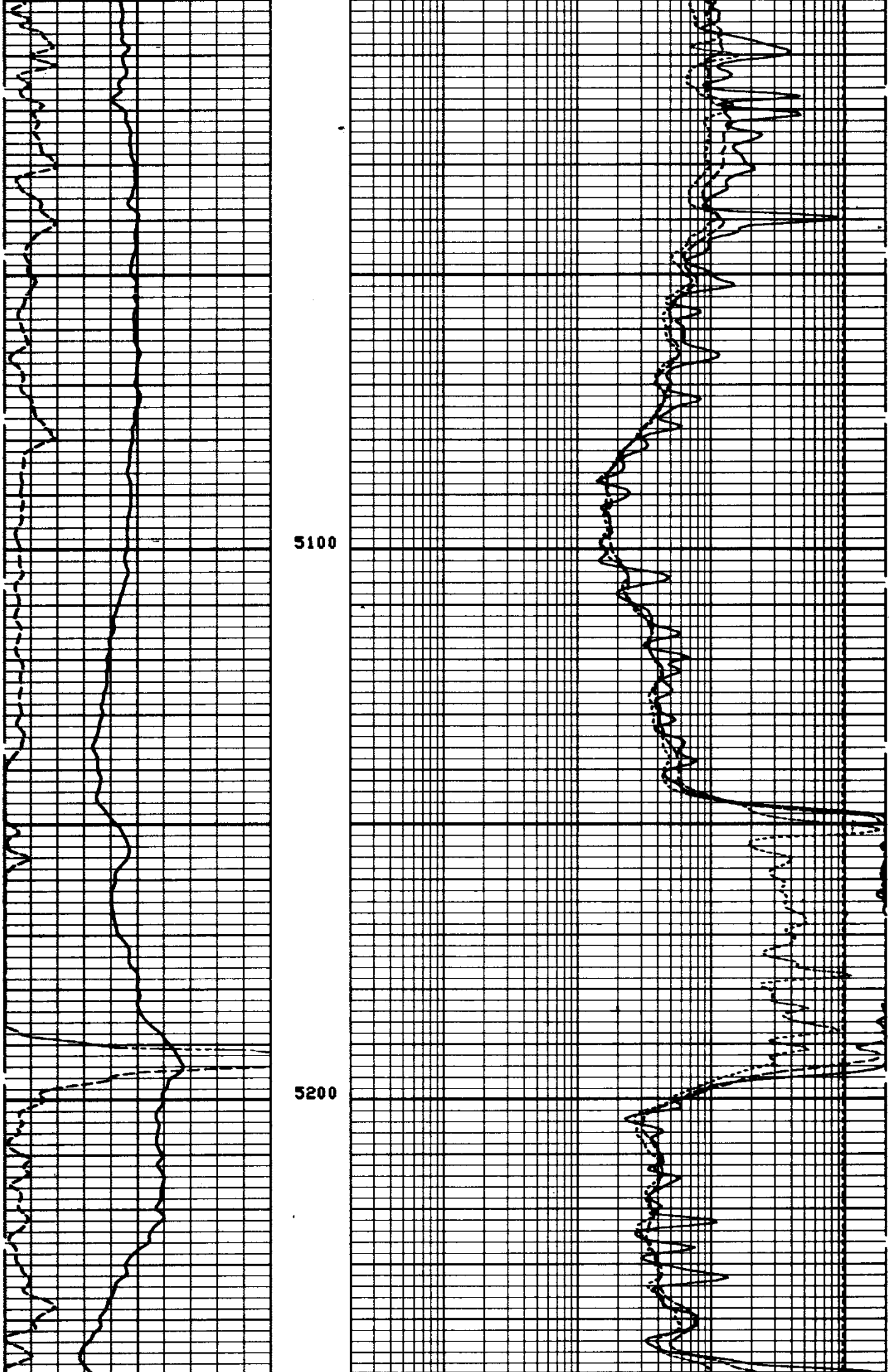

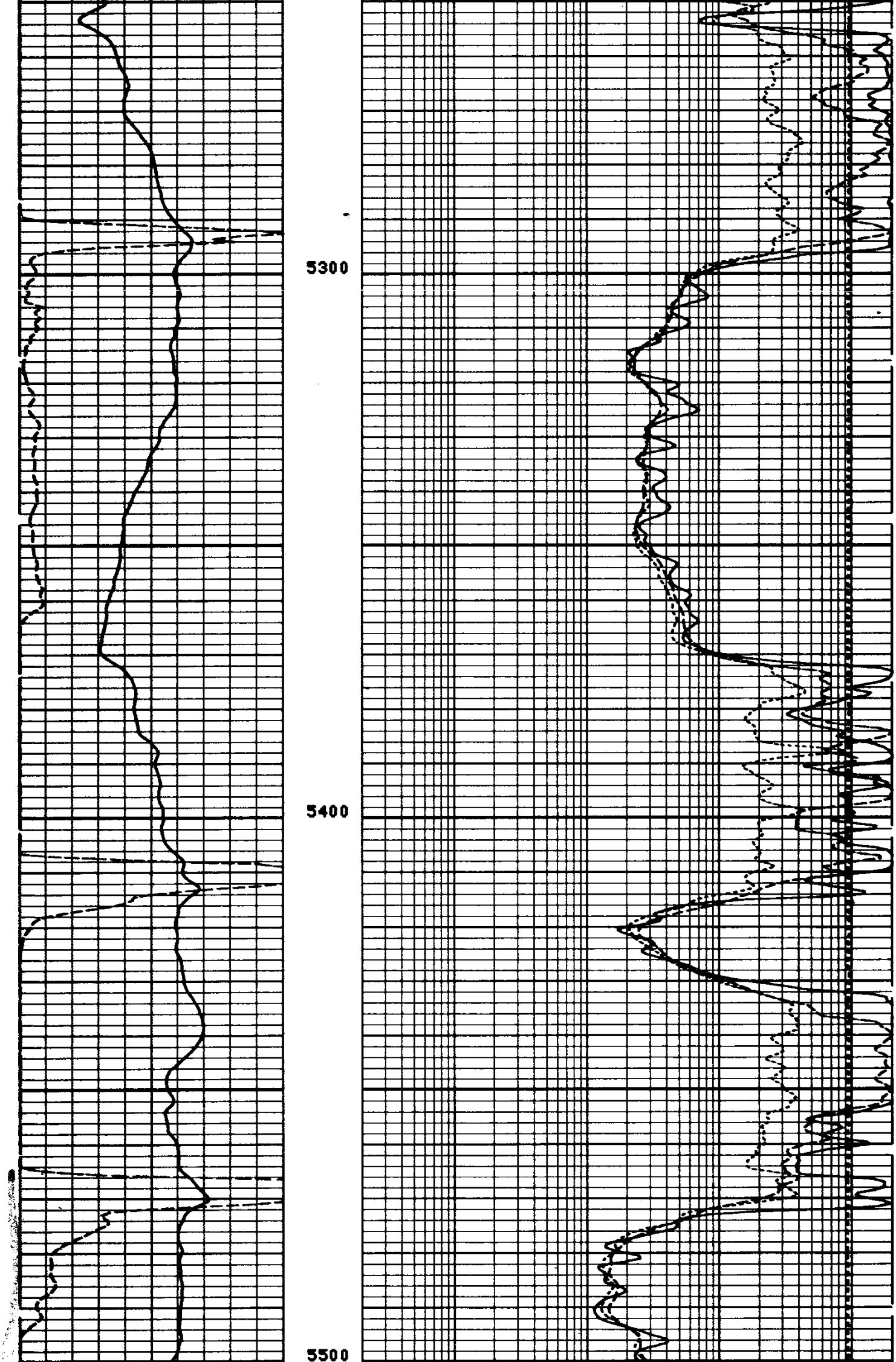

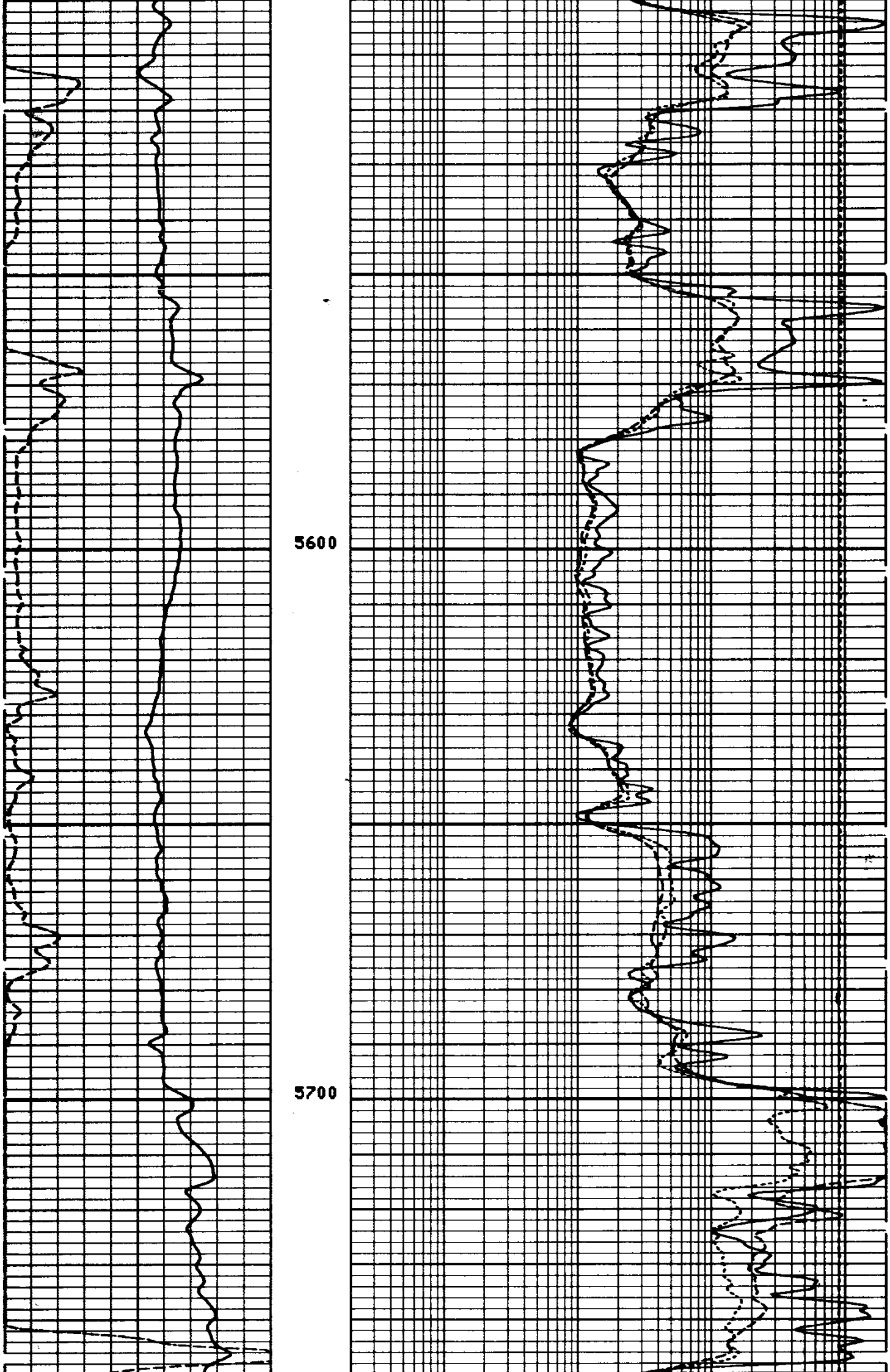

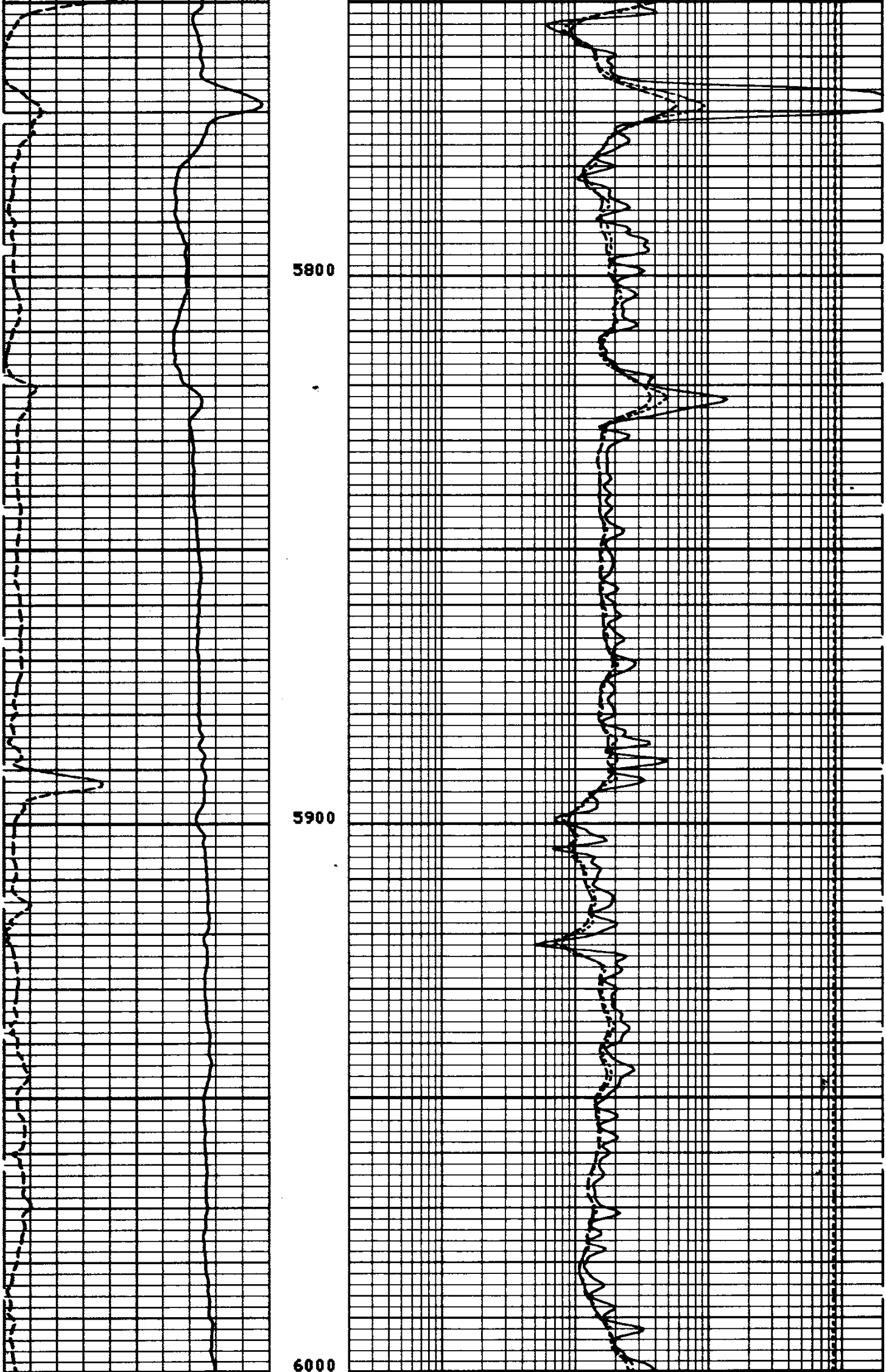

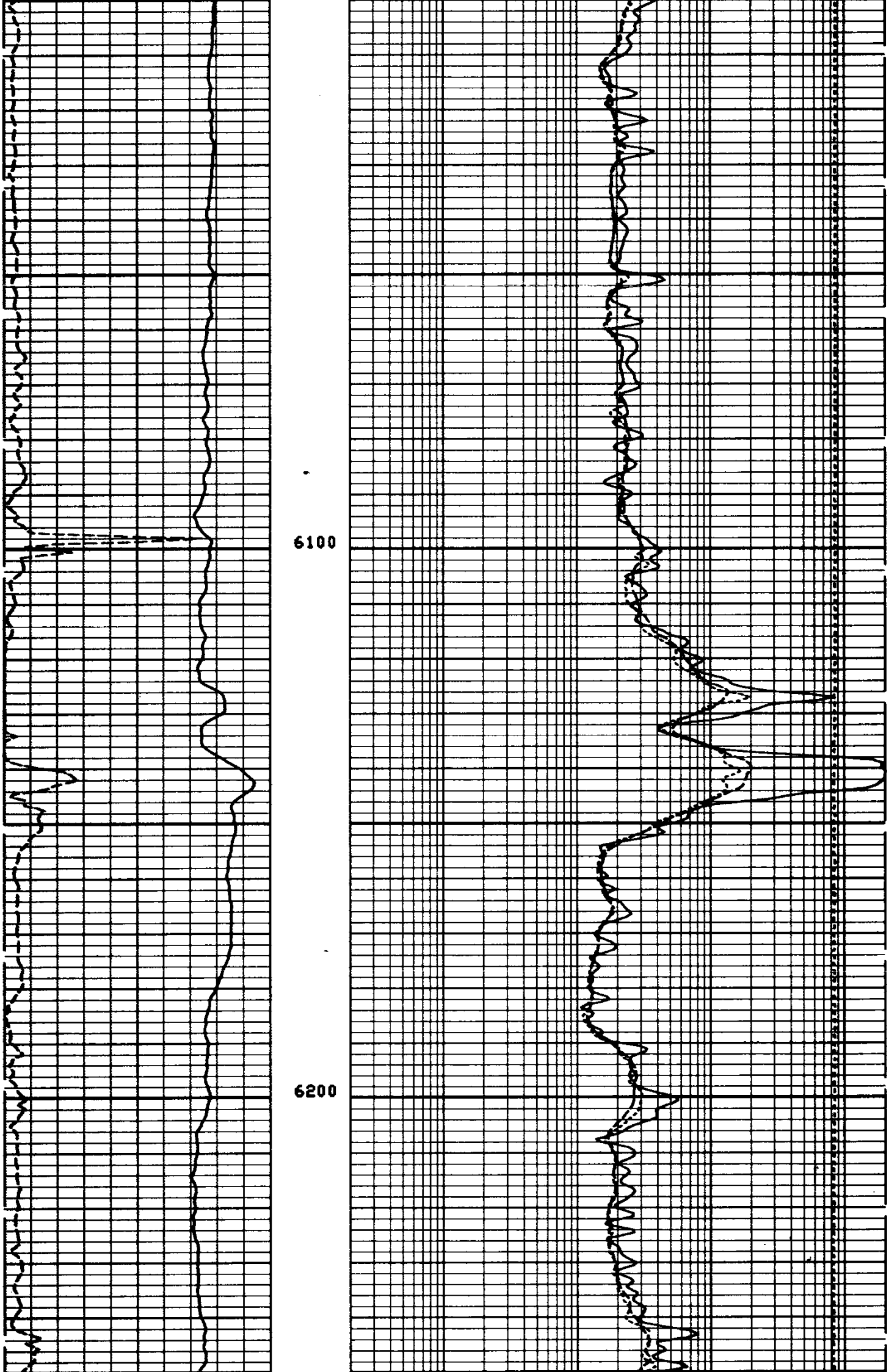

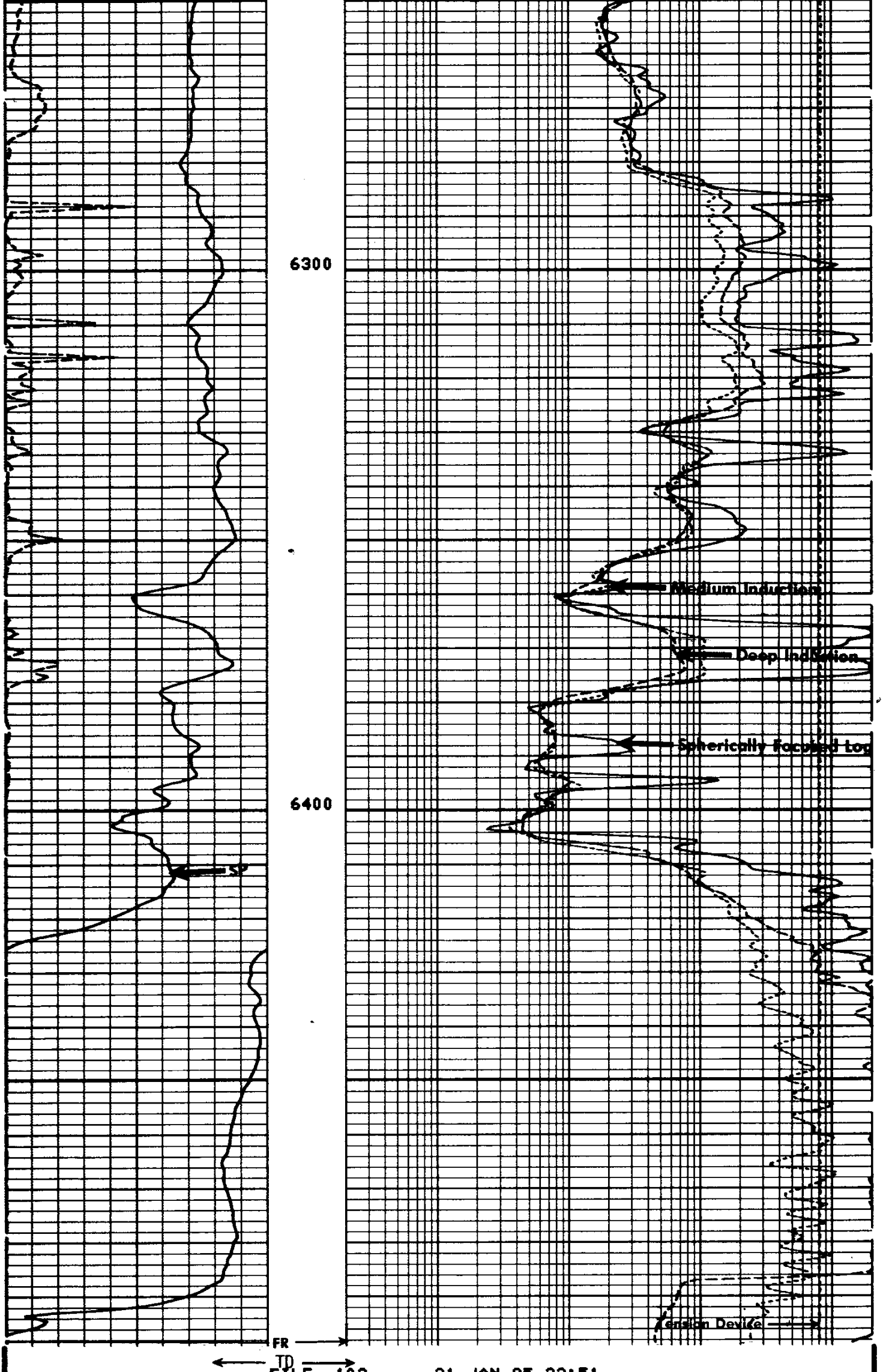

```
FILE  102       21-JAN-85 23:51
DATA ACQUIRED   21-JAN-85 21:13
```

TENS(LB)	10000.	0.0
ILD (OHMM)	.20000	2000.0
ILM (OHMM)	.20000	2000.0
SFLU(OHMM)	.20000	2000.0
RHA (OHMM)	0.0	5.0000
SP (MV)	-130.0	-30.00

SENSOR MEASURE POINT TO TOOL ZERO

CBL	43.9	FEET	AMPL	43.9	FEET
TT3	40.1	FEET	TT4	39.1	FEET
TT1	42.9	FEET	TT2	43.9	FEET
CALI	31.8	FEET	SRAT	41.4	FEET
SFL	6.4	FEET	ILD	9.4	FEET
SP	2.5	FEET	ILM	5.7	FEET
TENS	2.5	FEET	SPAR	2.5	FEET
NOIS	35.6	FEET			

PARAMETERS

NAME	VALUE	UNIT	NAME	VALUE	UNIT
WSV1	WF1		DWS	16	
DSIN	5	US	DDEL	200	US
CDTS	100.000		DWCO	512	
DTF	189.000	US/F	DTM	56.0000	US/F
SBR	1.00000	OHMM	DSEC	3.60000	MMHO
FPHI	SPHI		MSEC	7.40000	MMHO
BS	6.12500	IN	BHS	OPEN	
SPDR	0.0		DO	0.0	F
PP	NORM				

TAPE NOT MADE

TENS(LB)	10000.	0.0
ILD (OHMM)	.20000	2000.0
ILM (OHMM)	.20000	2000.0
SFLU(OHMM)	.20000	2000.0
RHA (OHMM)	0.0	10.000
CALI(IN)	5.0000	15.000
SP (MV)	-100.0	0.0

REPEAT SECTION

FILE 16 21-JAN-85 16:46

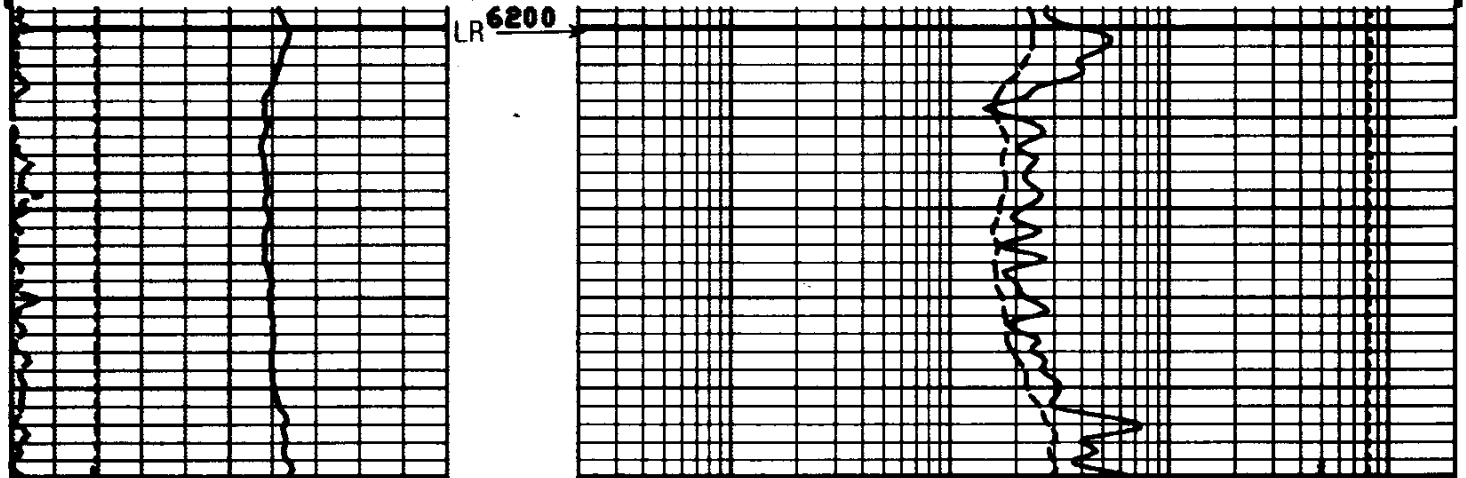

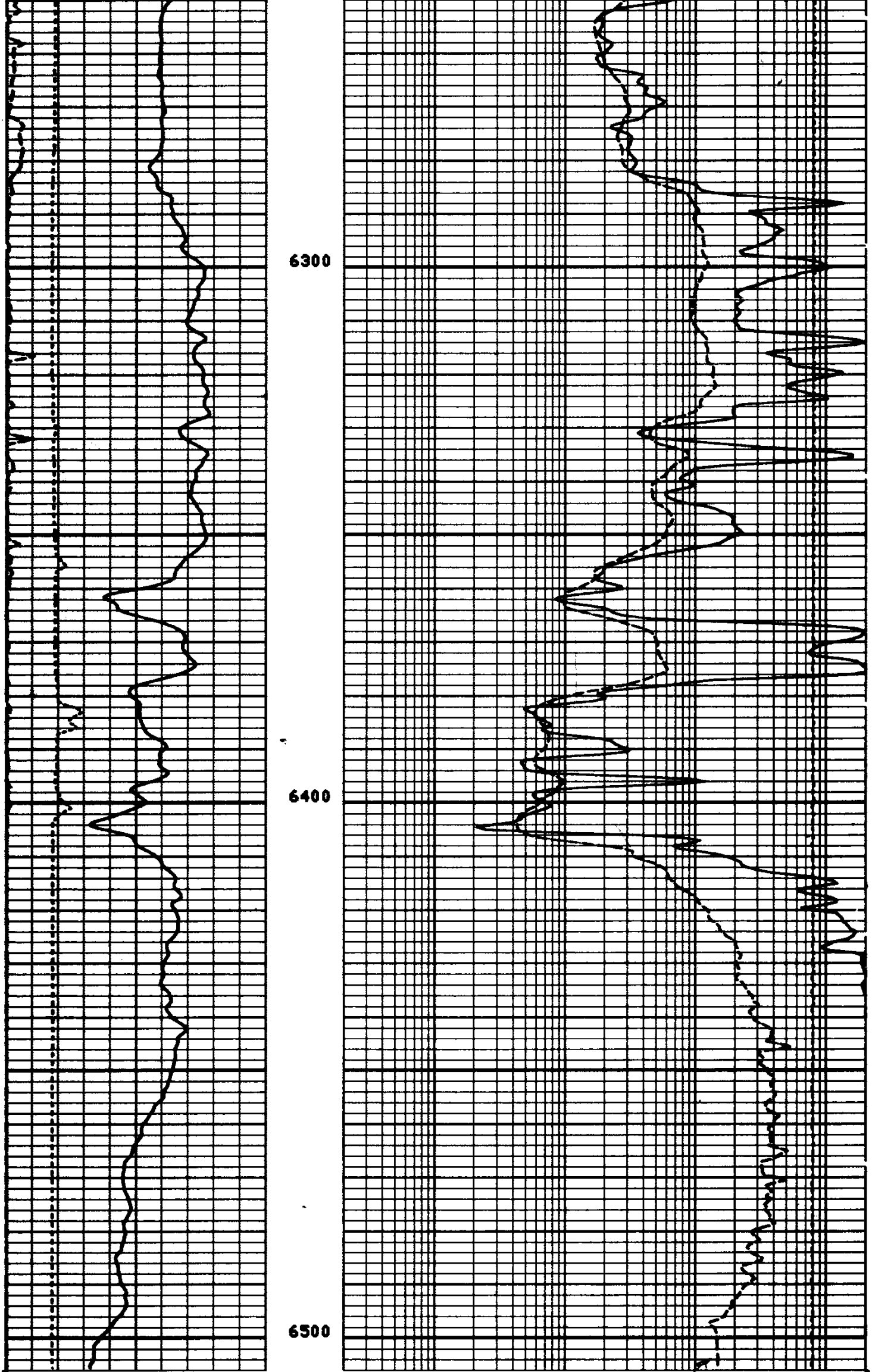

ILM DEAD

/ILD SONDE ERROR
4 mmho High

```
                    FILE   16      21-JAN-85 16:38

                                                          TENS(LB  )
                                                        10000.            0.0
     RWA (OHMM)                          ILD (OHMM)
0.0              10.000    .20000                                      2000.0
     CALI(IN  )                          ILM (OHMM)
5.0000           15.000    .20000                                      2000.0
     SP  (MV  )                          SFLU(OHMM)
-100.0              0.0    .20000                                      2000.0

                SENSOR MEASURE POINT TO TOOL ZERO

          CBL   37.0  FEET                   AMPL 37.0  FEET
          TT3   33.3  FEET                   TT4  32.3  FEET
          TT1   36.0  FEET                   TT2  37.0  FEET
          CALI  56.1  FEET                   SRAT 34.5  FEET
          SFL    6.4  FEET                   ILD   9.4  FEET
          SP     2.5  FEET                   ILM   5.7  FEET
          TENS   2.5  FEET                   SPAR  2.5  FEET
          NOIS  28.8  FEET

                            PARAMETERS

          NAME  VALUE     UNIT               NAME  VALUE     UNIT

          WSV1  WF1                          DWS   16
          DSIN  5         US                 DDEL  200       US
          CDTS  100.000                      DWCO  512
          DTF   189.000   US/F               DTM   56.0000   US/F
          SDR   1.00000   OHMM               DSEC  7.60000   MMHO
          FPHI  SPHI                         MSEC  7.40000   MMHO
          BS    6.12500   IN                 DHS   OPEN
```

```
              BEFORE SURVEY CALIBRATION SUMMARY

   PERFORMED:      85/01/21
   PROGRAM FILE:  ISN    (VERSION    26.2    83/11/17)


  DITD              ELECTRONICS CALIBRATION SUMMARY

            MEASURED                      CALIBRATED
          ZERO      PLUS               ZERO        PLUS          UNITS
    ILD      .3    518.7                0.0       497.0          MMHO
    ILM      .3    516.2                0.0       501.1          MMHO
    SFL      .1    528.0                0.0       500.0          MMHO

  ILD  SONDE ERROR CORRECTION :        3.6 MMHO
  ILM  SONDE ERROR CORRECTION :        7.1 MMHO


  MCDB              CALIPER CALIBRATION SUMMARY

            MEASURED                      CALIBRATED
          SMALL   LARGE               SMALL       LARGE          UNITS
   CALI     7.3    12.1                 7.4        11.4           IN

                    FILE  103      21-JAN-85 21:04

              AFTER SURVEY TOOL CHECK SUMMARY
```

```
PERFORMED:      85/01/21
PROGRAM FILE: ISN     (VERSION     26.2     83/11/17)


DITD                          TOOL   CHECK

                  ZERO                          PLUS
           BEFORE          AFTER          BEFORE       AFTER      UNITS
   ILD      0.0              .2           497.0          8.3      MMHO
   ILM      0.0              .1           501.1        493.5      MMHO
   SFL      0.0              .1           500.0        496.2      MMHO

ILD  SONDE ERROR CORRECTION :          3.6 MMHO
ILM  SONDE ERROR CORRECTION :          7.1 MMHO

                       FILE     5       21-JAN-85 22:49
```

```
                     AFTER SURVEY TOOL CHECK SUMMARY


PERFORMED:      85/01/21
PROGRAM FILE: ISN     (VERSION     26.2     83/11/17)


DITD                          TOOL   CHECK

                  ZERO                          PLUS
           BEFORE          AFTER          BEFORE       AFTER      UNITS
   ILD      0.0              .1           497.0        491.5      MMHO
   ILM      0.0             0.0           501.1        501.1      MMHO
   SFL      0.0              .2           500.0        496.1      MMHO

ILD  SONDE ERROR CORRECTION :          7.6 MMHO
ILM  SONDE ERROR CORRECTION :          7.4 MMHO

                       FILE    21       21-JAN-85 18:40
```

```
                       SHOP SUMMARY


PERFORMED:      85/01/15
PROGRAM FILE: SHOP    (VERSION     26.2     83/11/17)


DITD                  ELECTRONICS CALIBRATION SUMMARY

                  TEST LOOP CALIBRATION              TOOL CHECK
              MEASURED          CALIBRATED           CALIBRATED
           ZERO     PLUS      ZERO      PLUS      ZERO       PLUS    UNITS
   ILD     -8.4     543.1      0.0      500.0      0.0       497.2   MMHO
   ILM     -7.9     513.1      0.0      500.0      0.0       501.0   MMHO
ILD  SONDE ERROR CORRECTION :          7.6 MMHO
ILM  SONDE ERROR CORRECTION :          7.4 MMHO

                      (IS:567 , IC:552 )
```