2" + 5"
Schlumberger

DUAL INDUCTION-SFL
WITH LINEAR CORRELATION LOG

COUNTY
FIELD
LOCATION
WELL
COMPANY

JUN 2 1981

COMPANY EHRENS PETROLEUM CORP.

WELL LONGVIEW FIBER #1

FIELD DEPOT BAY OTTER ROCK

COUNTY LINCOLN STATE OREGON

LOCATION SW 1/4 OF NW 1/4

API SERIAL NO.	SEC.	TWP	RANGE
	28	9S	11W

Other Services:
SONIC
HDT

Permanent Datum: GL ; Elev.: 300
Log Measured From GL 0 Ft. Above Perm. Datum
Drilling Measured From GL

Elev.: K.B.
D.F.
G.L. 300

Date	12/22/80			
Run No.	2			
Depth—Driller	2004			
Depth—Logger (Schl.)	1980			
Btm. Log Interval	1974			
Top Log Interval	498			
Casing—Driller	8 5/8 @ 514	@	@	@
Casing—Logger	498			
Bit Size	6 1/4			
Type Fluid in Hole	Gel			
Dens.	9.1			
Visc.				
pH	9+			
Fluid Loss	ml	ml	ml	ml
Source of Sample	Pit			
Rm @ Meas. Temp.	6.96 @ 58 °F	@ °F	@ °F	@ °F
Rmf @ Meas. Temp.	2.82 @ 63 °F	@ °F	@ °F	@ °F
Rmc @ Meas. Temp.	4.90 @ 65 °F	@ °F	@ °F	@ °F
Source: Rmf	m			
Source: Rmc	m			
Rm @ BHT	5.6 @ 74 °F	@ °F	@ °F	@ °F
TIME Circulation Stopped	12:30			
TIME Logger on Bottom	2100			
Max. Rec. Temp.	74 °F	°F	°F	°F
Equip.	8128			
Location	4408			
Recorded By	LANGFORD/SCANLAN			
Witnessed By	EHREN			

FOLD HERE The well name, location and borehole reference data were furnished by the customer.

Run No.	2			
Service Order No.	35671			
Fluid Level	FULL			
Salinity ppm. cl	—			
Speed F.P.M.	—			

EQUIPMENT DATA

Panel No.	IEM BB 384			
Cartridge No.	47			
Sonde No.	83			
Mem. Panel No.	—			
G.R. Panel No.	—			
G.R. Cart No.	—			
Tape Recorder - (TTR)	—			
Depth Encoder - (DRE)	—			
Pressure Wheel - (CPM)	—			
Type Centralizers	FIN			
Stand Off - Inches	1"			

CALIBRATION DATA

SBR	1.0			
Sonde Error - ILM	16.07			
Sonde Error - ILD	3.97			
G.R. BKG. - CPS.	—			
G.R. Source - CPS.	—			
S.E. Set In Hole - Depth	—			
S.E. Corr. - Hole Size	—			

SCALE CHANGES

Type Log	Depth	Scale Up Hole	Scale Down Hole

REMARKS

SWS - 2512-A

LOGGING DATA					
SBR	1.0				
Sonde Error Log - ILM	16.07				
Sonde Error Log - ILD	3.97				
G.R. Scale per 100 Div.	—				
G.R. - T.C. Log	—				
	°F	°F	°F	°F	
	°F	°F	°F	°F	
	°F	°F	°F	°F	

All interpretations are opinions based on inferences from electrical or other measurements and we cannot, and do not guarantee the accuracy or correctness of any interpretations, and we shall not, except in the case of gross or willful negligence on our part, be liable or responsible for any loss, costs, damages or expenses incurred or sustained by anyone resulting from any interpretation made by any of our officers, agents or employees. These interpretations are also subject to our General Terms and Conditions as set out in our current Price Schedule.

PARAMETERS

NAME	UNIT	VALUE	NAME	UNIT	VALUE	NAME	UNIT	VALUE
SBR	OHMM	1.000	DSEC	MM/M	3.970	BS	INCH	6.250
FPHI		PHIX	MSEC	MM/M	16.07			
DO		0.0	BHS		OPEN			

SP (MV)		ILD (OHMM)		CILD(MM/M)	
-100.0	0.0	0.0	30.00	1000.	0.0
		SFLA(OHMM)			
		0.0	6.000		
		SFLA(OHMM)			
		0.0	30.00		

FILE

5

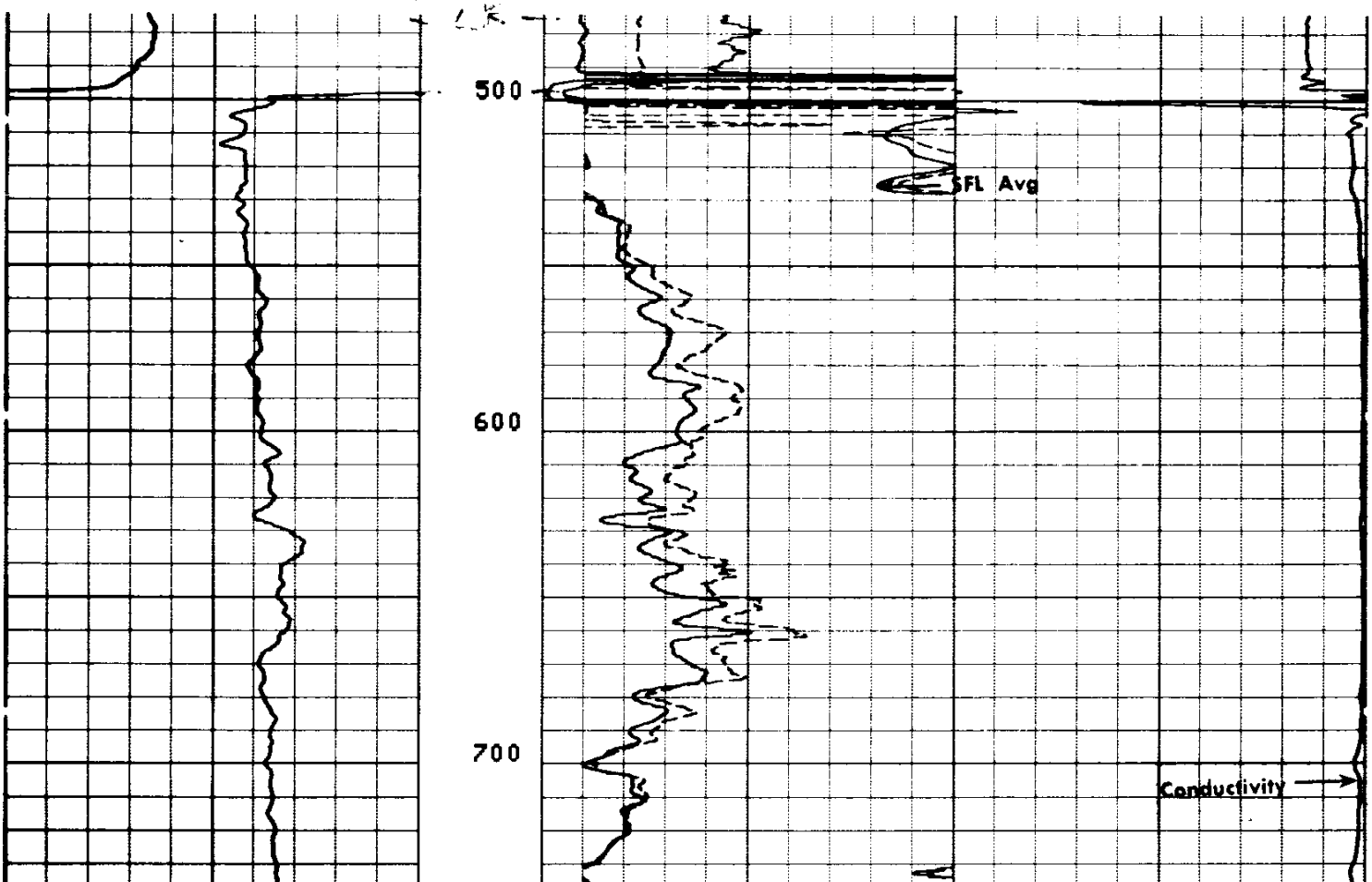

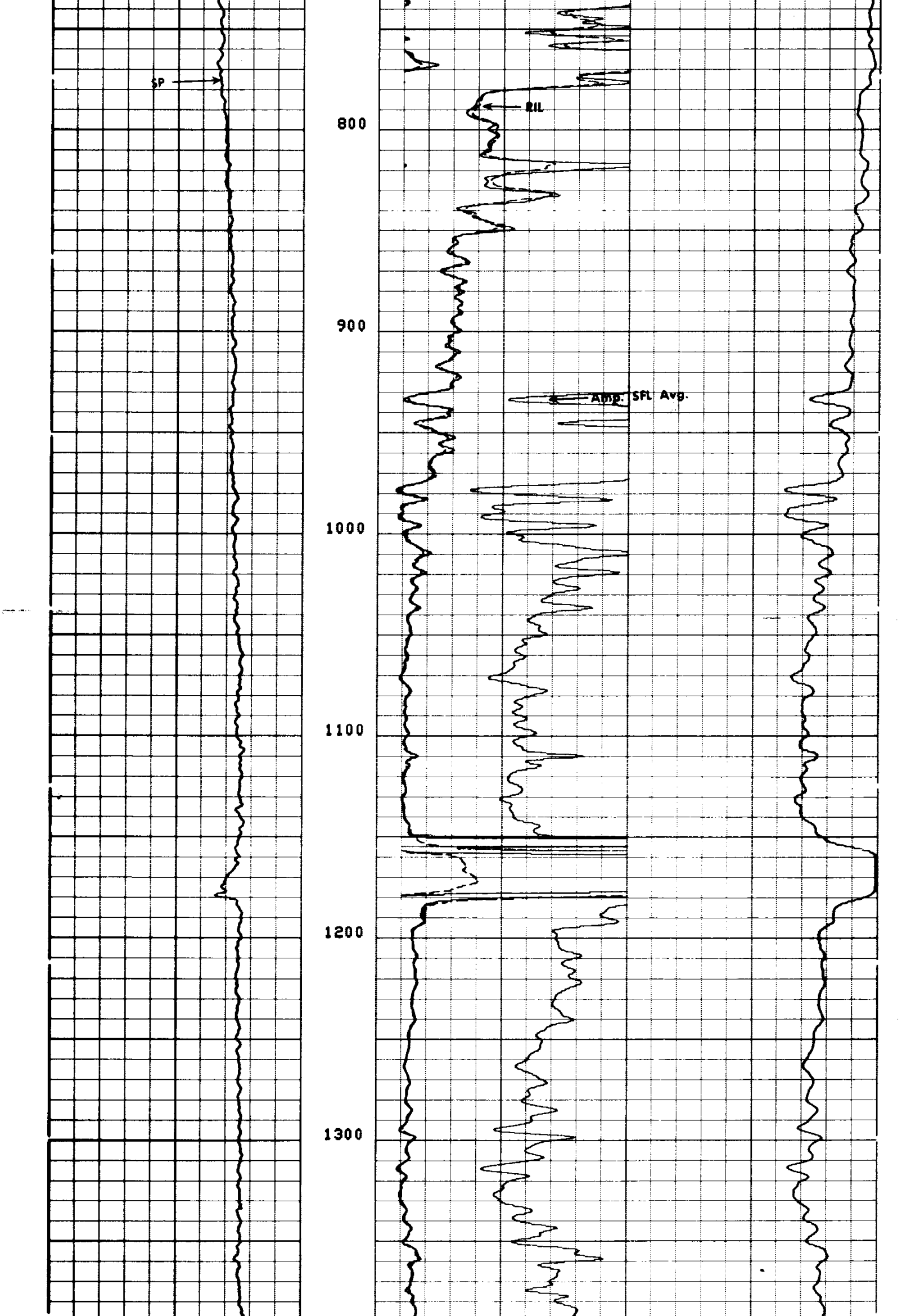

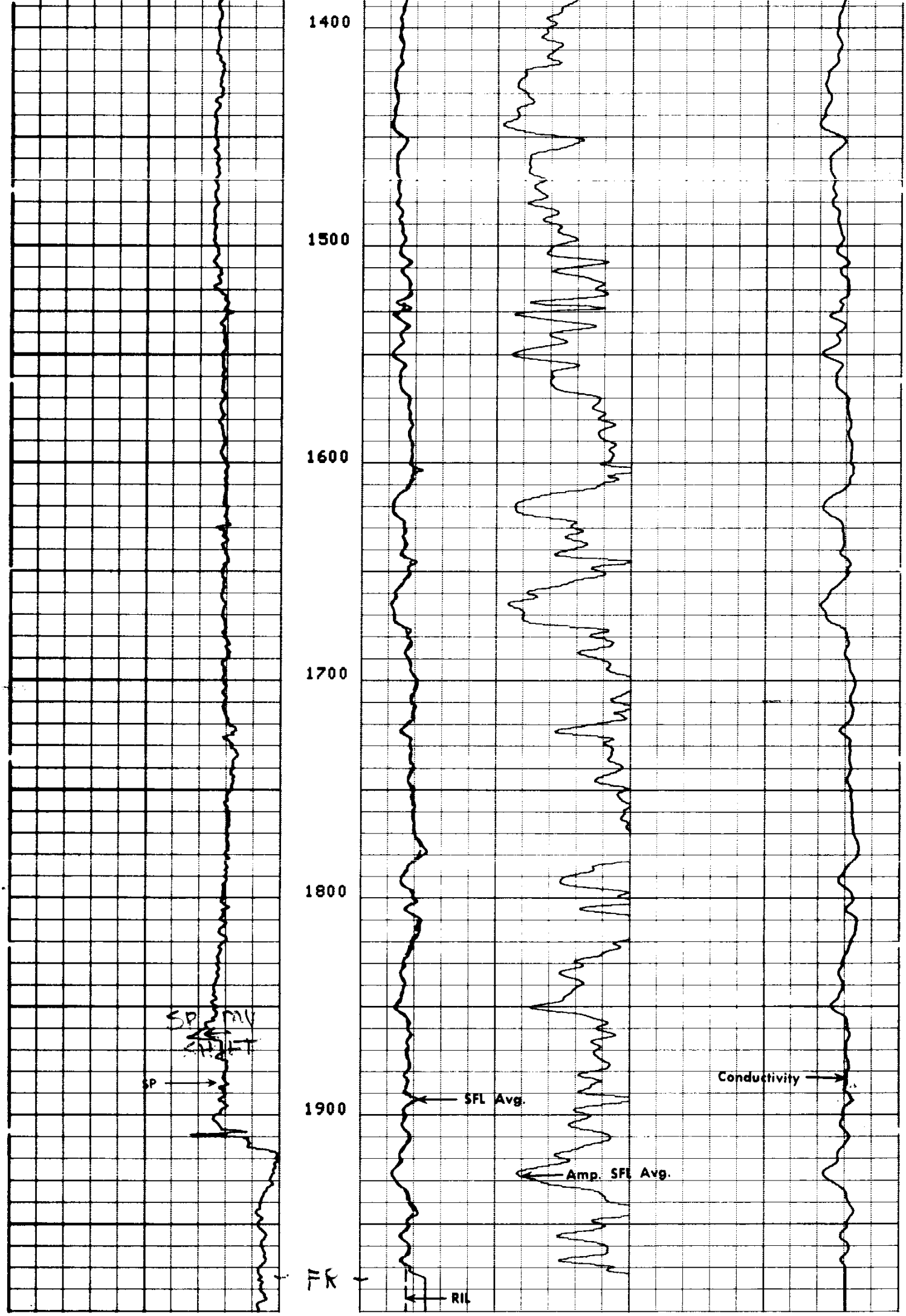

FILE

5

SP (MV)
-100.0 0.0

ILD (OHMM)
0.0 30.00
SFLA(OHMM)
0.0 6.000
SFLA(OHMM)
0.0 30.00

CILD(MM/M)
1000. 0.0

PARAMETERS

NAME	UNIT	VALUE	NAME	UNIT	VALUE	NAME	UNIT	VALUE
SBR	OHMM	1.000	DSEC	MM/M	3.970	BS	INCH	6.250
FPHI		PHIX	MSEC	MM/M	16.07			
DO		0.0	BHS		OPEN			

PARAMETERS

NAME	UNIT	VALUE	NAME	UNIT	VALUE	NAME	UNIT	VALUE
SBR	OHMM	1.000	DSEC	MM/M	3.970	BS	INCH	6.250
FPHI		PHIX	MSEC	MM/M	16.07			
DO		0.0	BHS		OPEN			

SP (MV)
-100.0 0.0

ILD (OHMM)
0.2000 2000.
ILM (OHMM)
0.2000 2000.
SFLU(OHMM)
0.2000 2000.

FILE

5

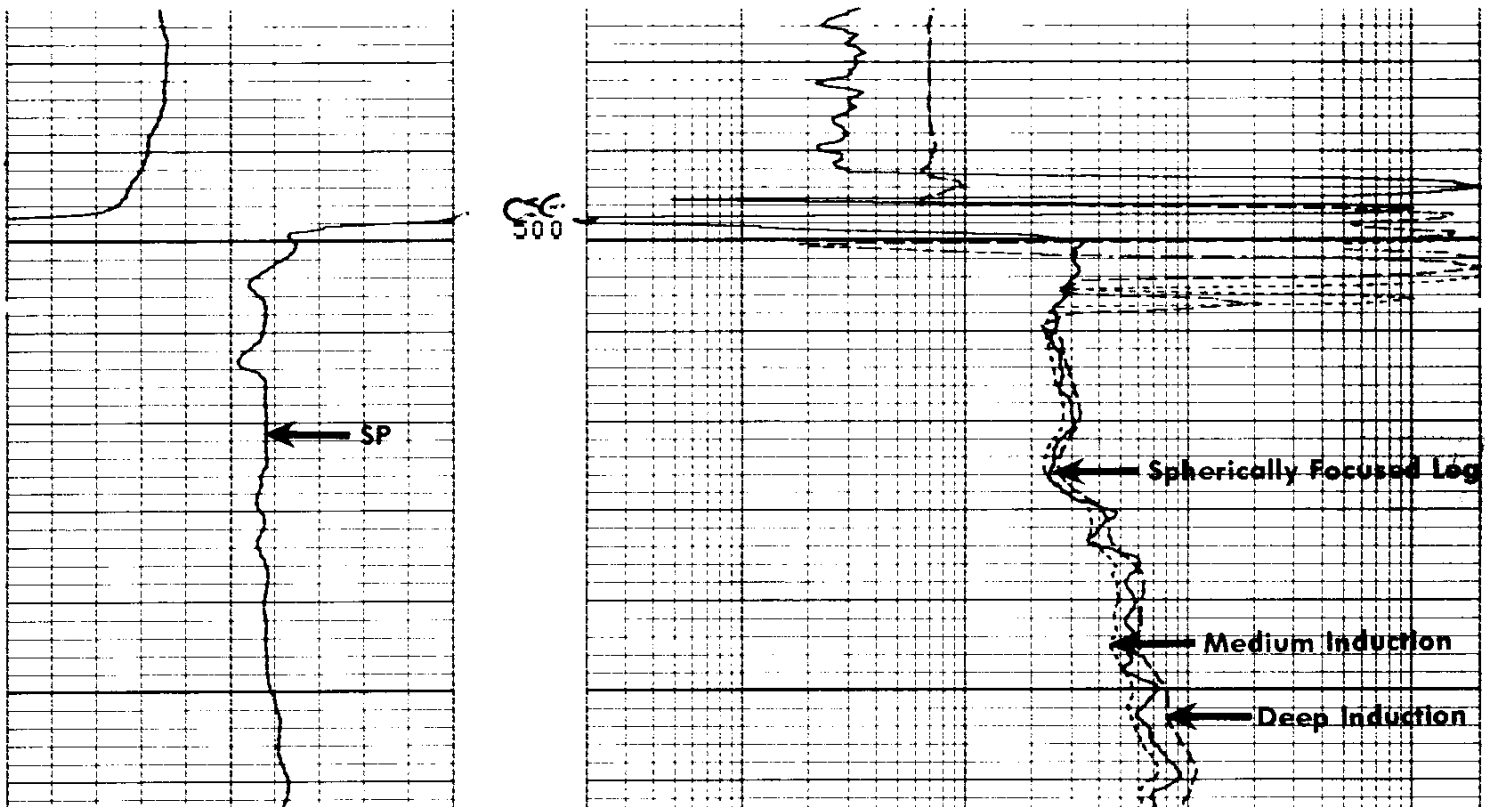

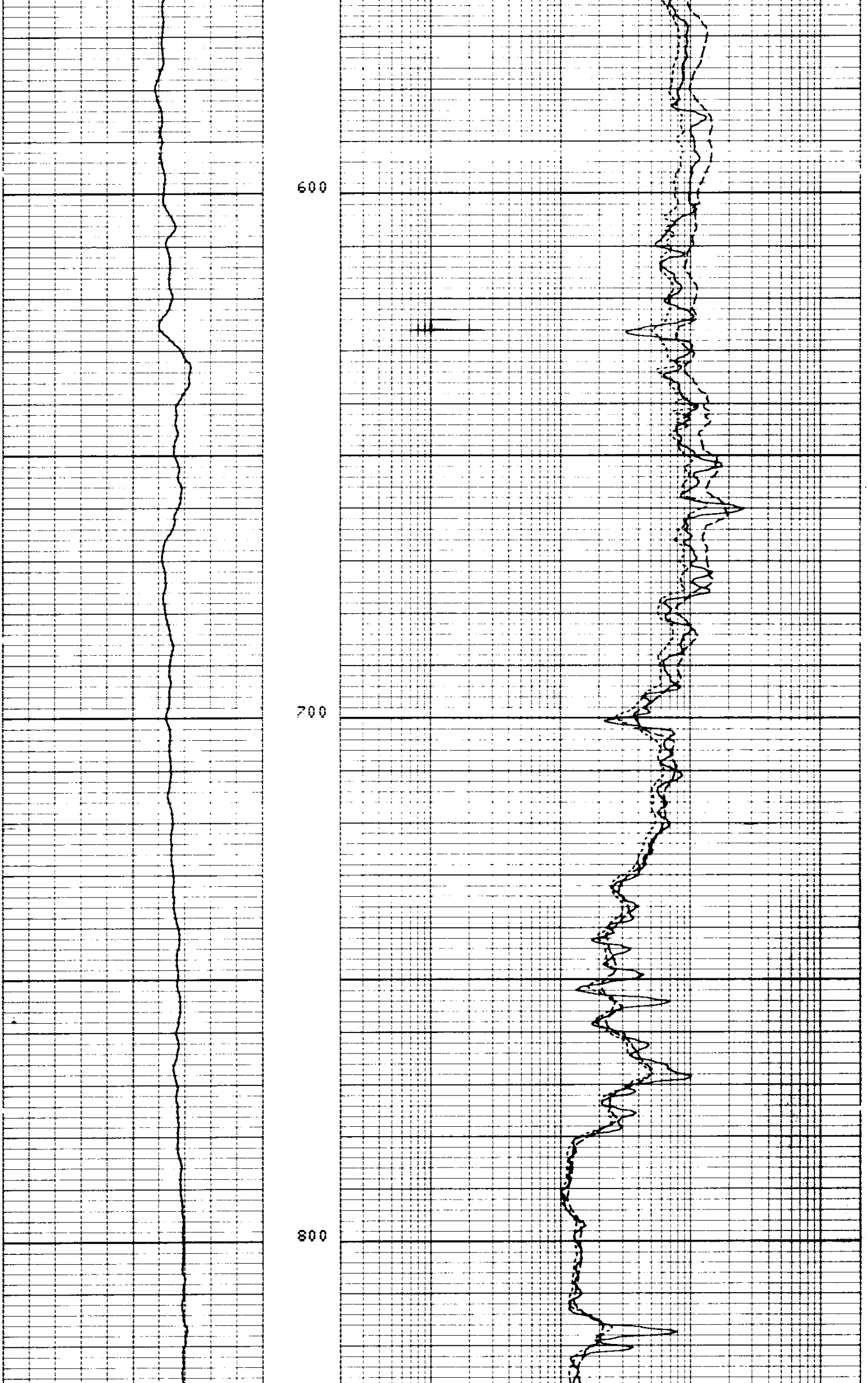

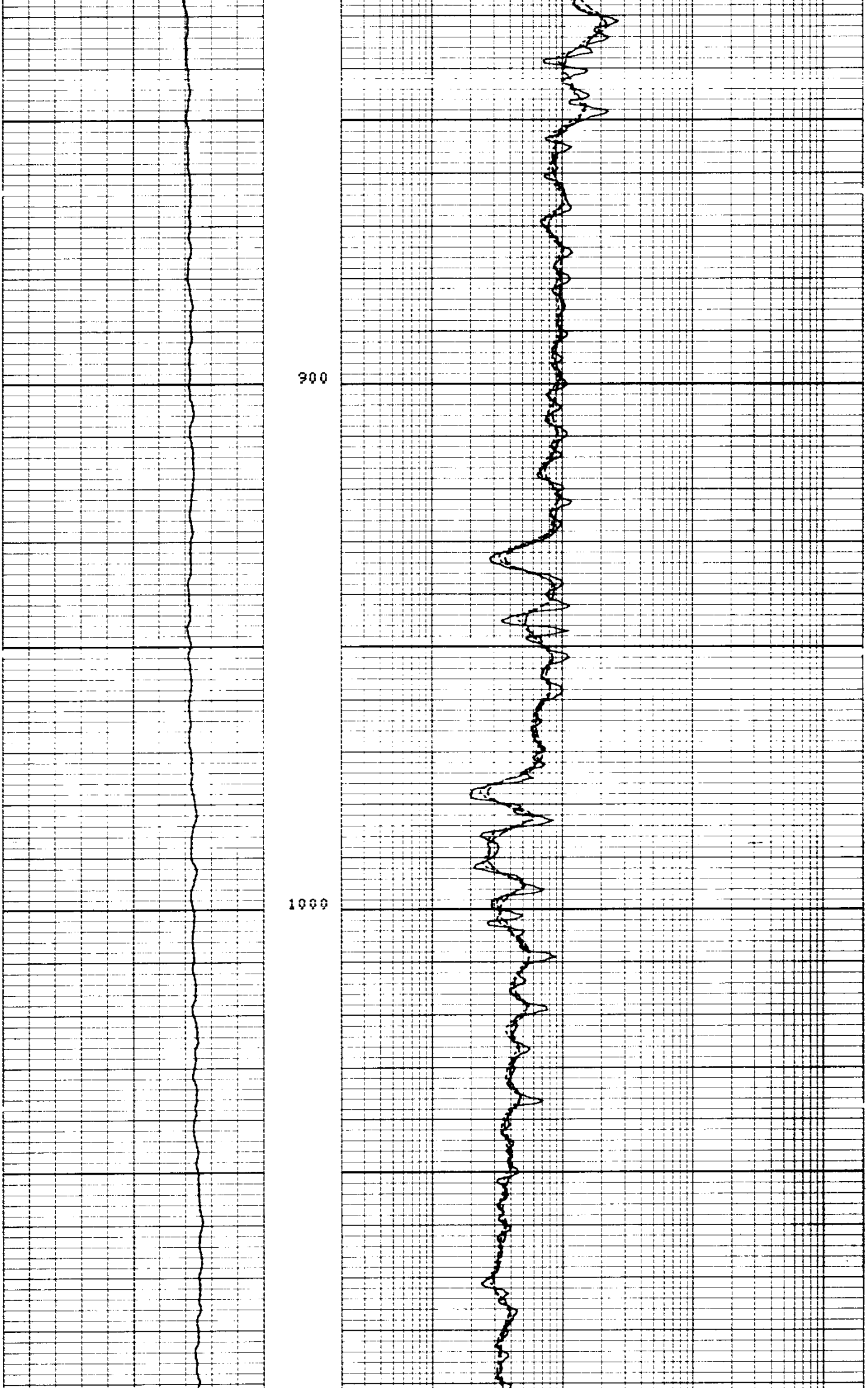

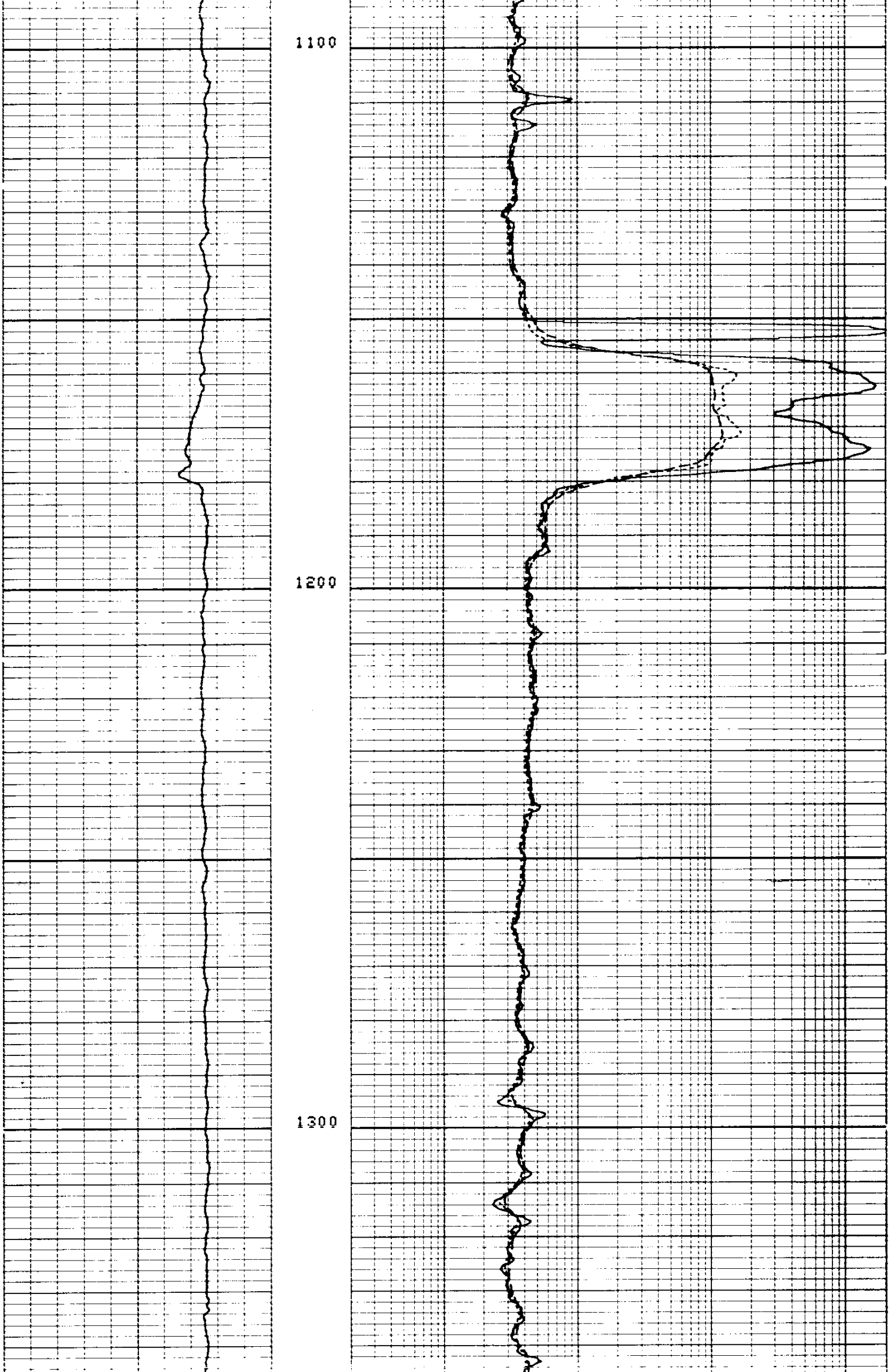

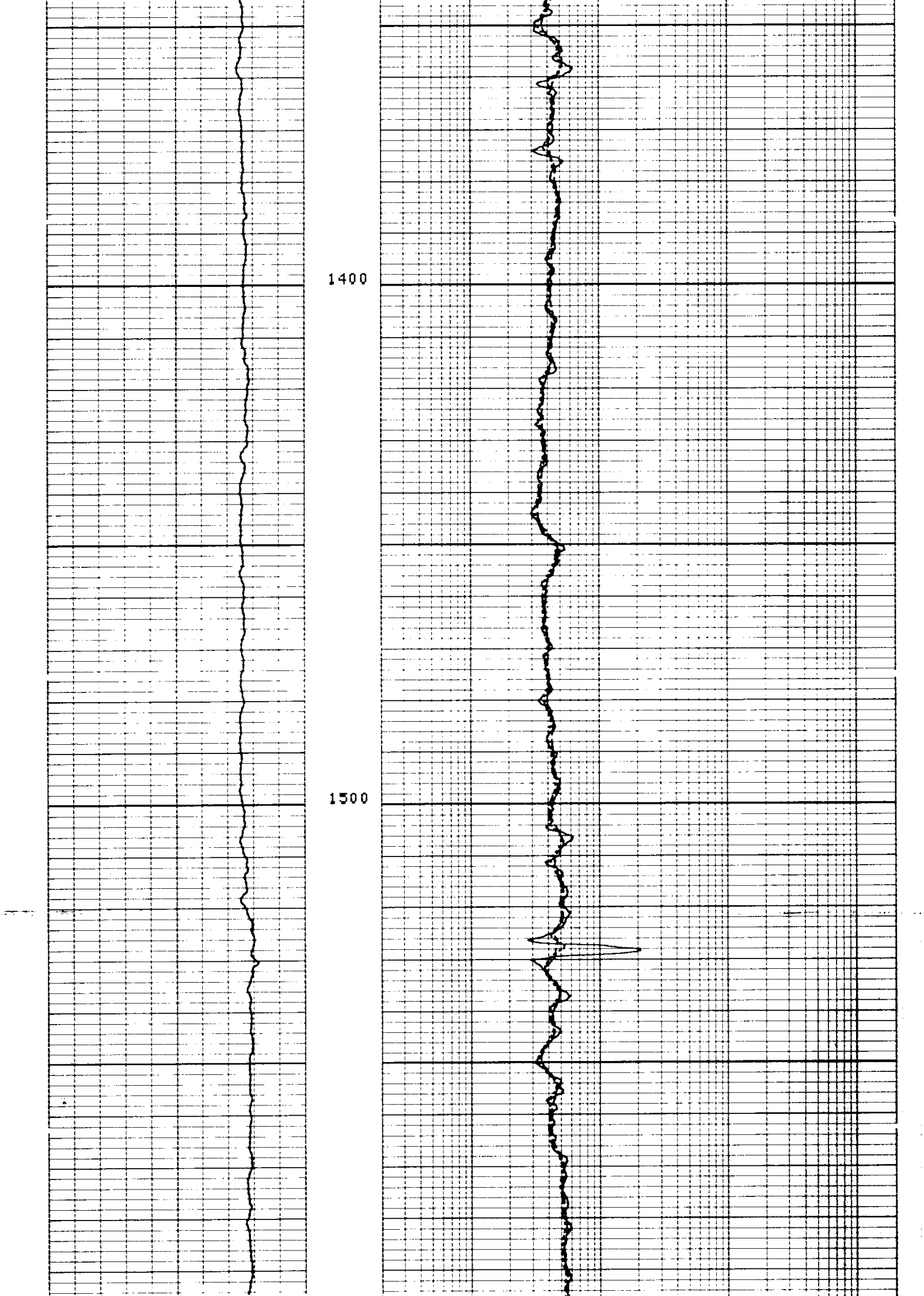

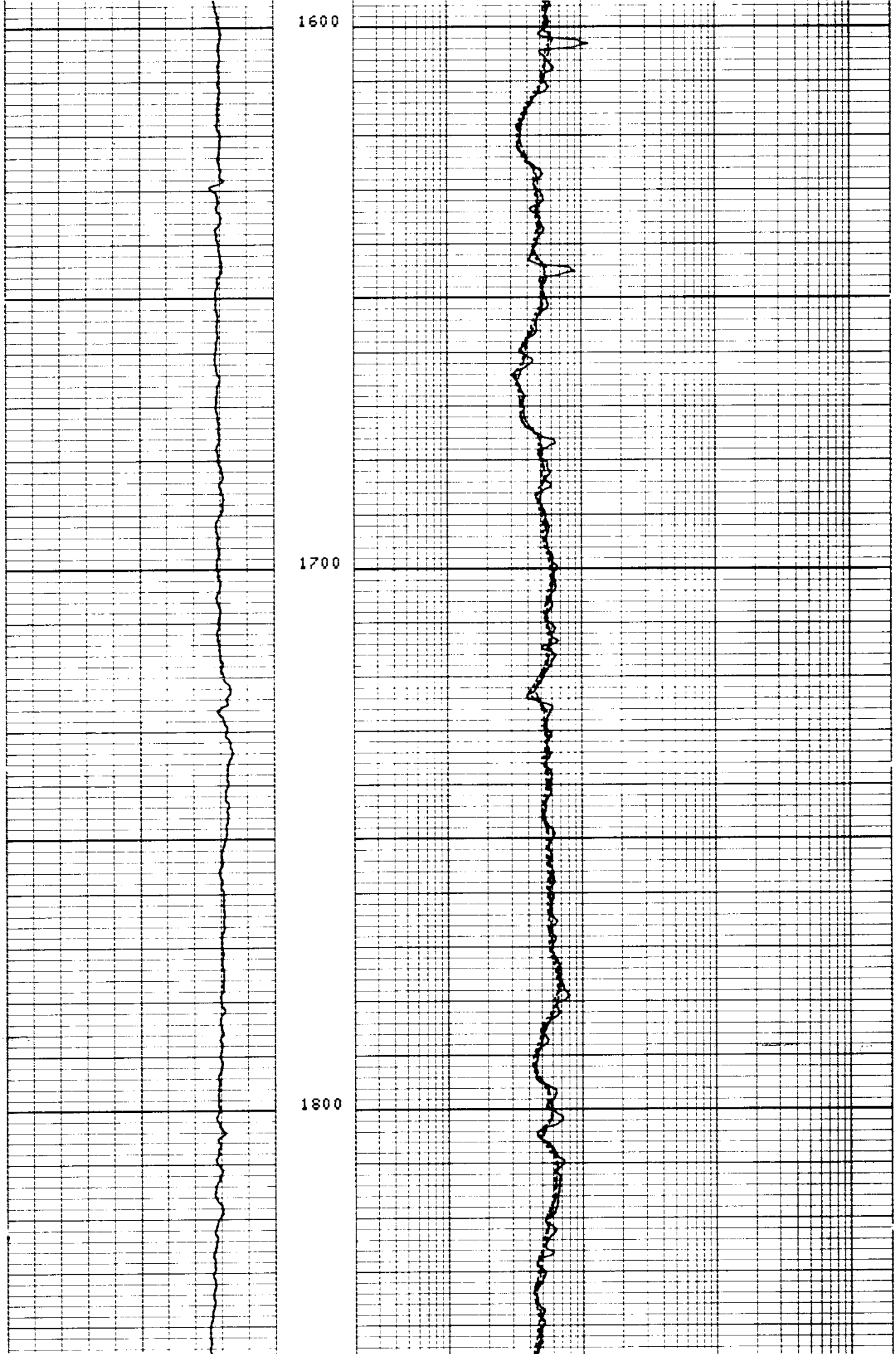

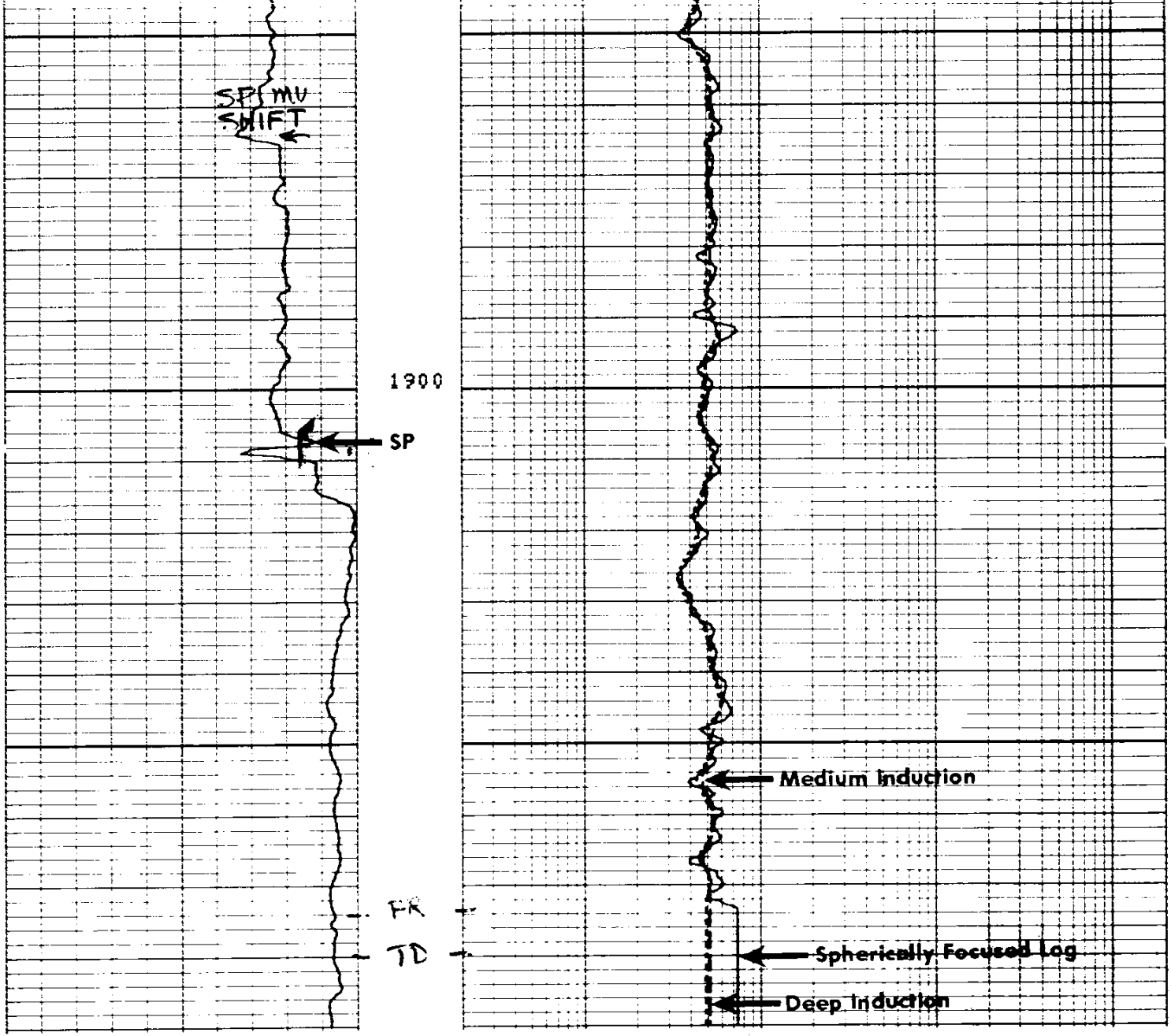

FILE

5

SP (MV)
-100.0 0.0

ILD (OHMM)
0.2000 2000.

ILM (OHMM)
0.2000 2000.

SFLU(OHMM)
0.2000 2000.

PARAMETERS

NAME	UNIT	VALUE	NAME	UNIT	VALUE	NAME	UNIT	VALUE
SBR	OHMM	1.000	DSEC	MM/M	3.970	BS	INCH	6.250
FPHI		PHIX	MSEC	MM/M	16.07			
DO		0.0	BHS		OPEN			

REPEAT SECTION

PARAMETERS

NAME	UNIT	VALUE	NAME	UNIT	VALUE	NAME	UNIT	VALUE
SBR	OHMM	1.000	DSEC	MM/M	3.970	BS	INCH	6.250
FPHI		PHIX	MSEC	MM/M	16.07			
DO		0.0	BHS		OPEN			

ILD (OHMM)
0.2000 2000.

ILM (OHMM)
0.2000 2000.

SFLU(OHMM)
0.2000 2000.

SP (MV)
-100.0 0.0

FILE

6

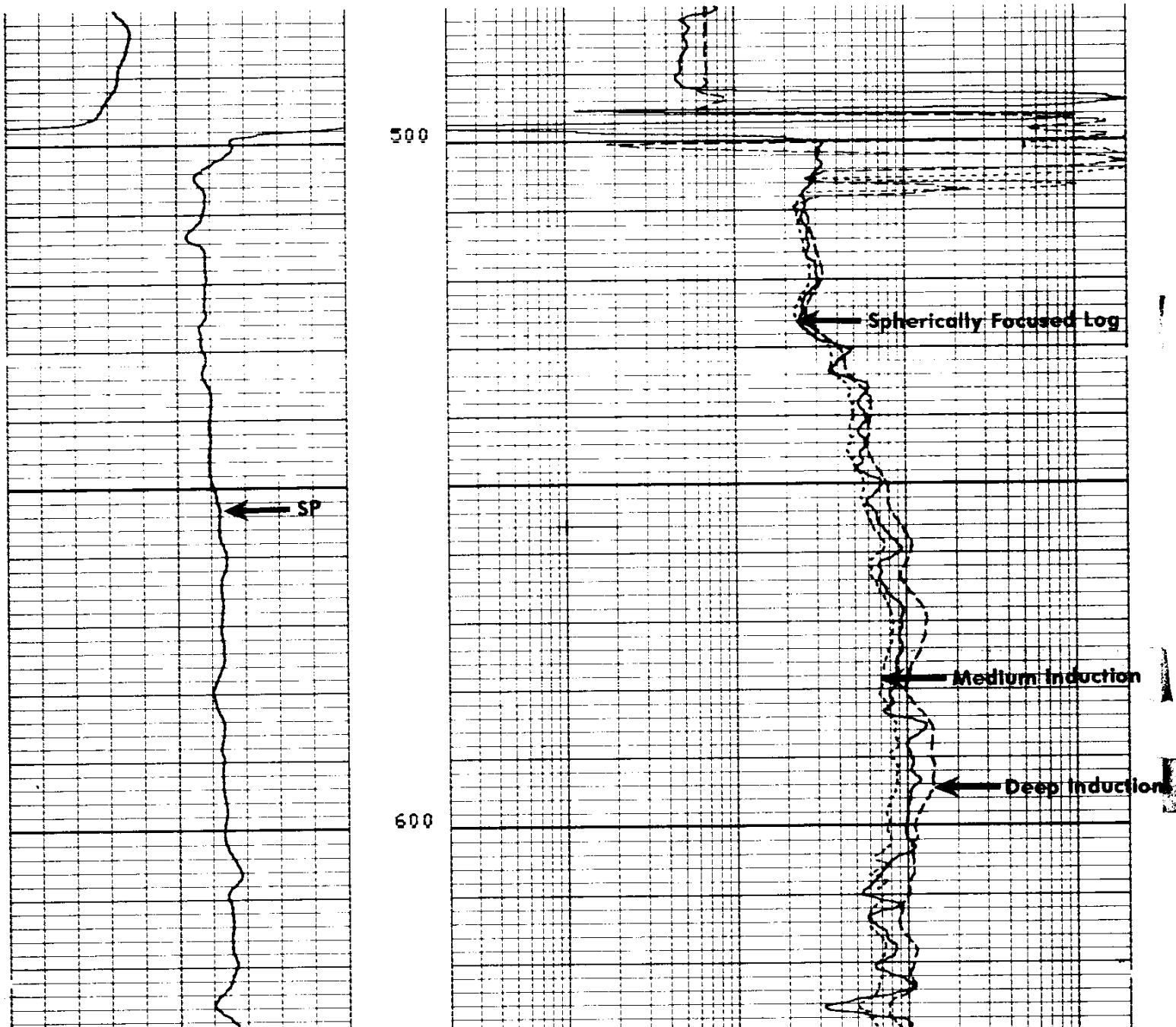

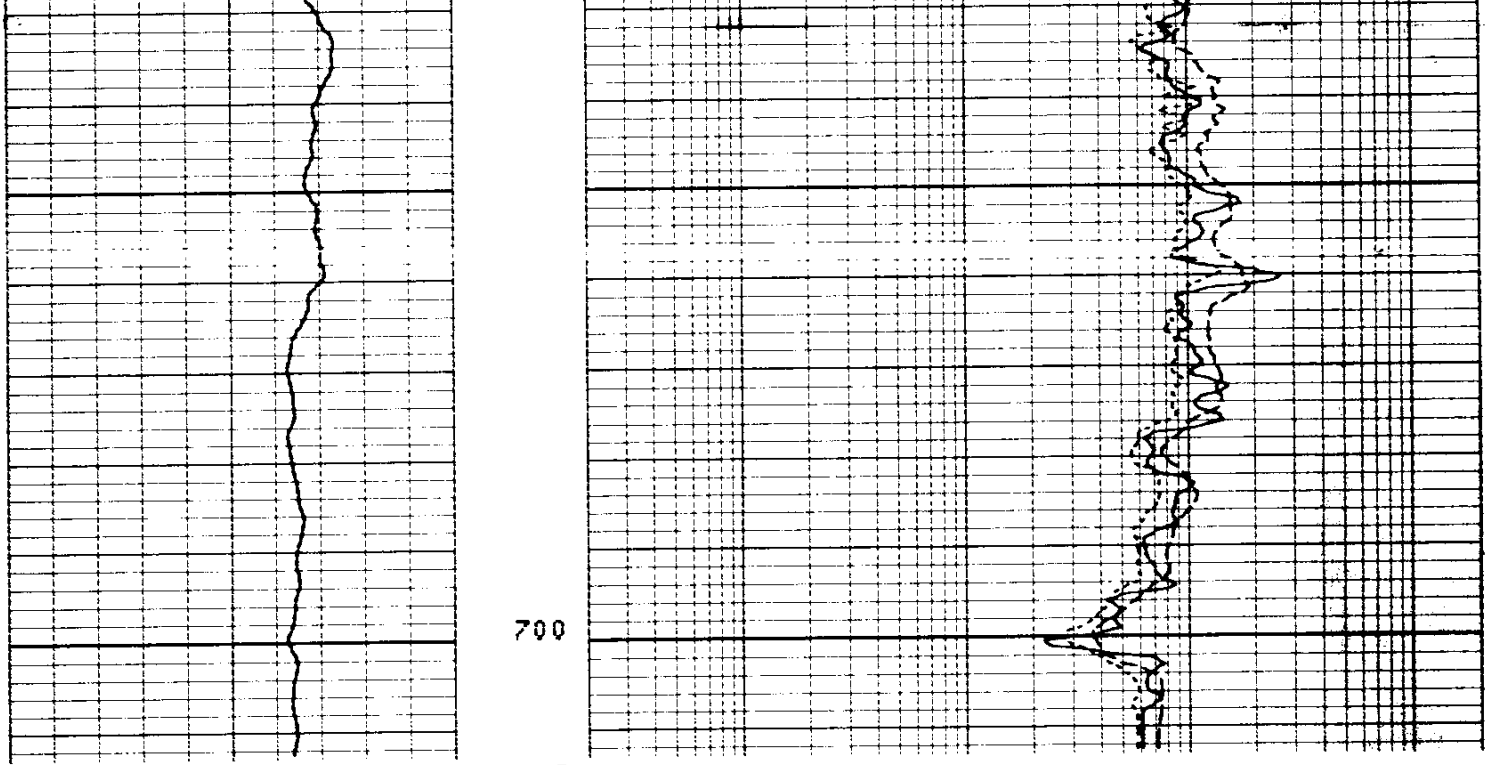

FILE

6

SP (MV)

-100.0 0.0

ILD (OHMM)

0.2000 2000.

ILM (OHMM)

0.2000 2000.

SFLU(OHMM)

0.2000 2000.

PARAMETERS

NAME	UNIT	VALUE	NAME	UNIT	VALUE	NAME	UNIT	VALUE
SBR	OHMM	1.000	DSEC	MM/M	3.970	BS	INCH	6.250
FPHI		PHIX	MSEC	MM/M	16.07			
DO		0.0	BHS		OPEN			

AFTER SURVEY TOOL CHECK SUMMARY

PERFORMED: 80/12/22
PROGRAM FILE: ISN (VERSION 18.2 80/ 4/29)

DITD TOOL CHECK

	ZERO		PLUS		
	BEFORE	AFTER	BEFORE	AFTER	UNITS
ILD	0.0	-0.3	499.8	496.8	MM/M
ILM	0.0	-0.4	499.9	499.4	MM/M
SFL	0.0	-0.0	499.9	499.7	MM/M

ILM SONDE ERROR CORRECTION : 16.0 MM/M
ILD SONDE ERROR CORRECTION : 3.9 MM/M

FILE

BEFORE SURVEY CALIBRATION SUMMARY

PERFORMED: 80/12/22
PROGRAM FILE: ISN (VERSION 18.2 80/ 4/29)

```
DITD                    ELECTRONICS CALIBRATION SUMMARY

              MEASURED                     CALIBRATED
           ZERO     PLUS               ZERO        PLUS          UNITS
   ILD      3.8     488.5               0.0        499.8          MM/M
   ILM      5.3     523.0               0.0        499.9          MM/M
   SFL     -3.7     511.2               0.0        499.9          MM/M

ILM  SONDE ERROR CORRECTION :       16.0    MM/M
ILD  SONDE ERROR CORRECTION :        3.9    MM/M
                          FILE


                   SHOP SUMMARY


    PERFORMED:        80/12/11
    PROGRAM FILE: SHOP    (VERSION     18.2     80/ 4/29)

                         ELECTRONICS CALIBRATION SUMMARY
DITD
                                                           SONDE
                ELECTRONICS CALIBRATION                    ERROR      TEST
                                 CALIBRATED                CORR.      LOOP      UNITS
             MEASURED
           ZERO       PLUS        ZERO         PLUS
    ILD     3.5       497.7        0.0         499.8        3.97      487.6     MM/M
    ILM     4.4       519.6        0.0         499.9       16.07      508.5     MM/M

                          (IS:83   , IC:47    )
```