Schlumberger

5" DUAL INDUCTION

CSU

COMPANY: REICHHOLD ENERGY CORPORATION

WELL: LONGVIEW FIBRE #23-36

FIELD: MIST
COUNTY: COLUMBIA
STATE: OREGON

LOCATION: 2582.63 NORTH & 470.34 WES
SOUTH 1/4 CORNER
SEC: 36 TWP: 6N RGE: 5W

OTHER SERVICES-
SONIC
FDC/CNL/GR
HDT

PERMANENT DATUM: GL
ELEV. OF PERM. DATUM: 588.0 F
LOG MEASURED FROM: KB
12.0 F ABOVE PERM. DATUM
DRLG. MEASURED FROM: KB

ELEVATIONS-
KB: 600.0 F
DF:
GL: 588.0 F

PROGRAM
TAPE NO:
26.2
SERVICE
ORDER NO:
432182

DATE: 10 DEC 84
RUN NO: 1

DEPTH-DRILLER: 1879.0 F
DEPTH-LOGGER: 1876.0 F
BTM. LOG INTERVAL: 1870.0 F
TOP LOG INTERVAL: 353.0 F

CASING-DRILLER: 341 F
CASING-LOGGER: 353 F
CASING: 8 5/8"

BIT SIZE: 7 7/8"
DEPTH: 1879 F

RECEIVED - PTLD
FEB 7 1985
DEPT. OF GEOLOGY
& MINERAL INDUS

TYPE FLUID IN HOLE: GEL/LIGNO.
DENSITY: 11.3 LB/G
VISCOSITY: 53.0 S
PH: 8.5
FLUID LOSS: 5.4 C3
SOURCE OF SAMPLE: FLOWLINE
RM: 2.010 OHMM AT 60.0 DEGF
RMF: 2.300 OHMM AT 45.0 DEGF
RMC: 3.130 OHMM AT 45.0 DEGF
SOURCE RMF/RMC: MEAS/MEAS
RM AT BHT: 1.094 OHMM AT 116. DEGF
RMF AT BHT: .972 OHMM AT 116. DEGF
RMC AT BHT: 1.323 OHMM AT 116. DEGF

TIME CIRC. STOPPED: 15:00 12-10
TIME LOGGER ON BTM.: 19:33 12-10

MAX. REC. TEMP: 116.0 DEGF

LOGGING UNIT NO: 8178
LOGGING UNIT LOC: SACRAMENTO
RECORDED BY: SUTER
WITNESSED BY: ALGER

REMARKS:

EQUIPMENT NUMBERS-

DIS 1422 DIC 1149 SLS 346 SLC 1589
MCD 1507 IEM 686 SLM 1281

ALL INTERPRETATIONS ARE OPINIONS BASED ON INFERENCES FROM ELECTRICAL OR OTHER MEASUREMENTS AND WE CANNOT, AND DO NOT GUARANTEE THE ACCURACY OR CORRECTNESS OF ANY INTERPRETATIONS, AND WE SHALL NOT, EXCEPT IN THE CASE OF GROSS OR WILLFUL NEGLIGENCE ON OUR PART, BE LIABLE OR RESPONSIBLE FOR ANY LOSS, COSTS, DAMAGES OR EXPENSES INCURRED OR SUSTAINED BY ANYONE RESULTING FROM ANY INTERPRETATION MADE BY ANY OF OUR OFFICERS, AGENTS OR EMPLOYEES. THESE INTERPRETATIONS ARE ALSO SUBJECT TO OUR GENERAL TERMS AND CONDITIONS AS SET OUT IN OUR CURRENT PRICE SCHEDULE.

FILE 11 10-DEC-84 00:31
DATA ACQUIRED 10-DEC-84 19:27

		TENS(LB) 10000. 0.0
		ILD (OHMM) .20000 2000.0
		ILM (OHMM) .20000 2000.0
SP (MV) -140.0 -40.00		SFLU(OHMM) .20000 2000.0

FILE 15 10-DEC-84 20:13
DATA ACQUIRED 10-DEC-84 20:04

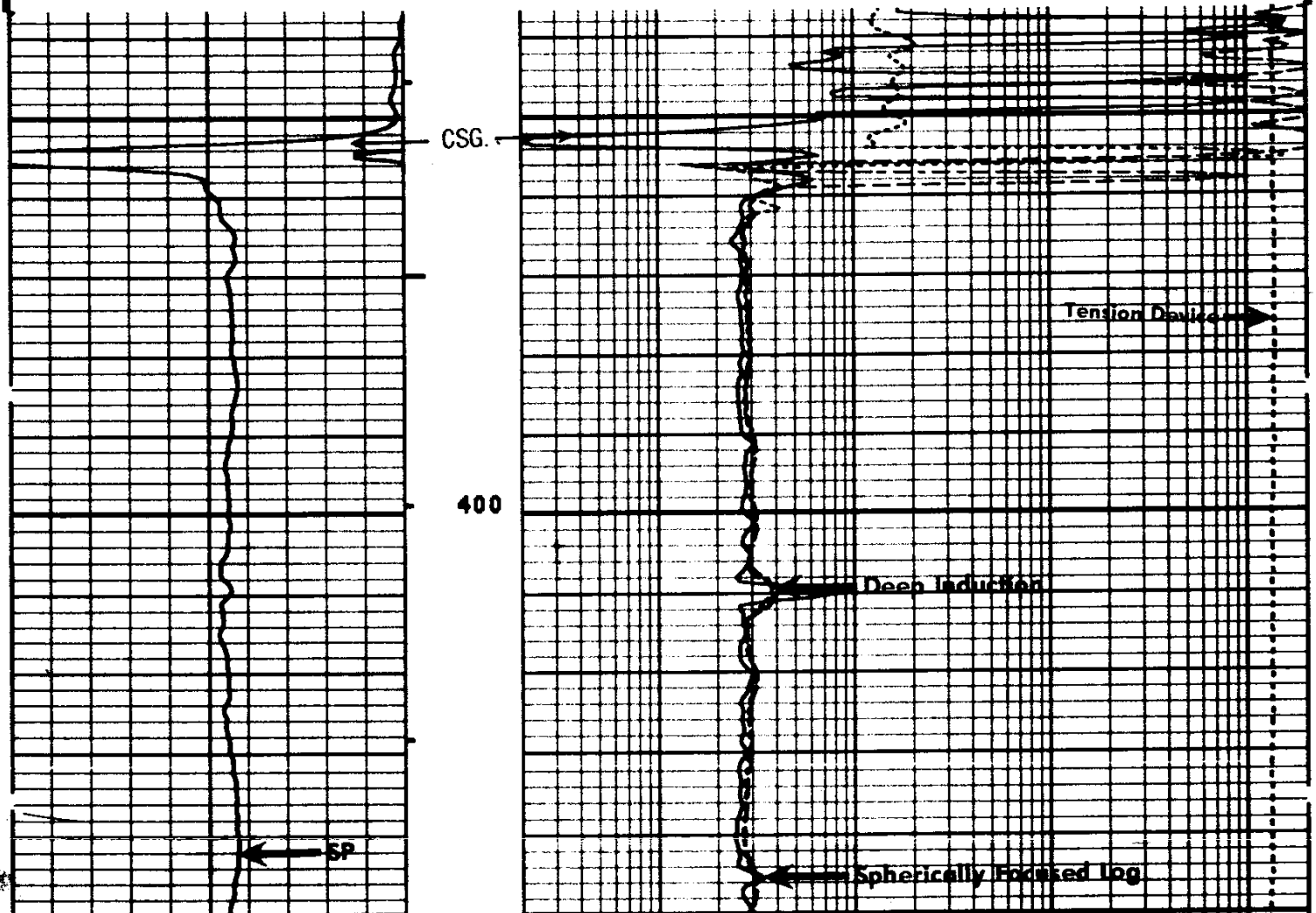

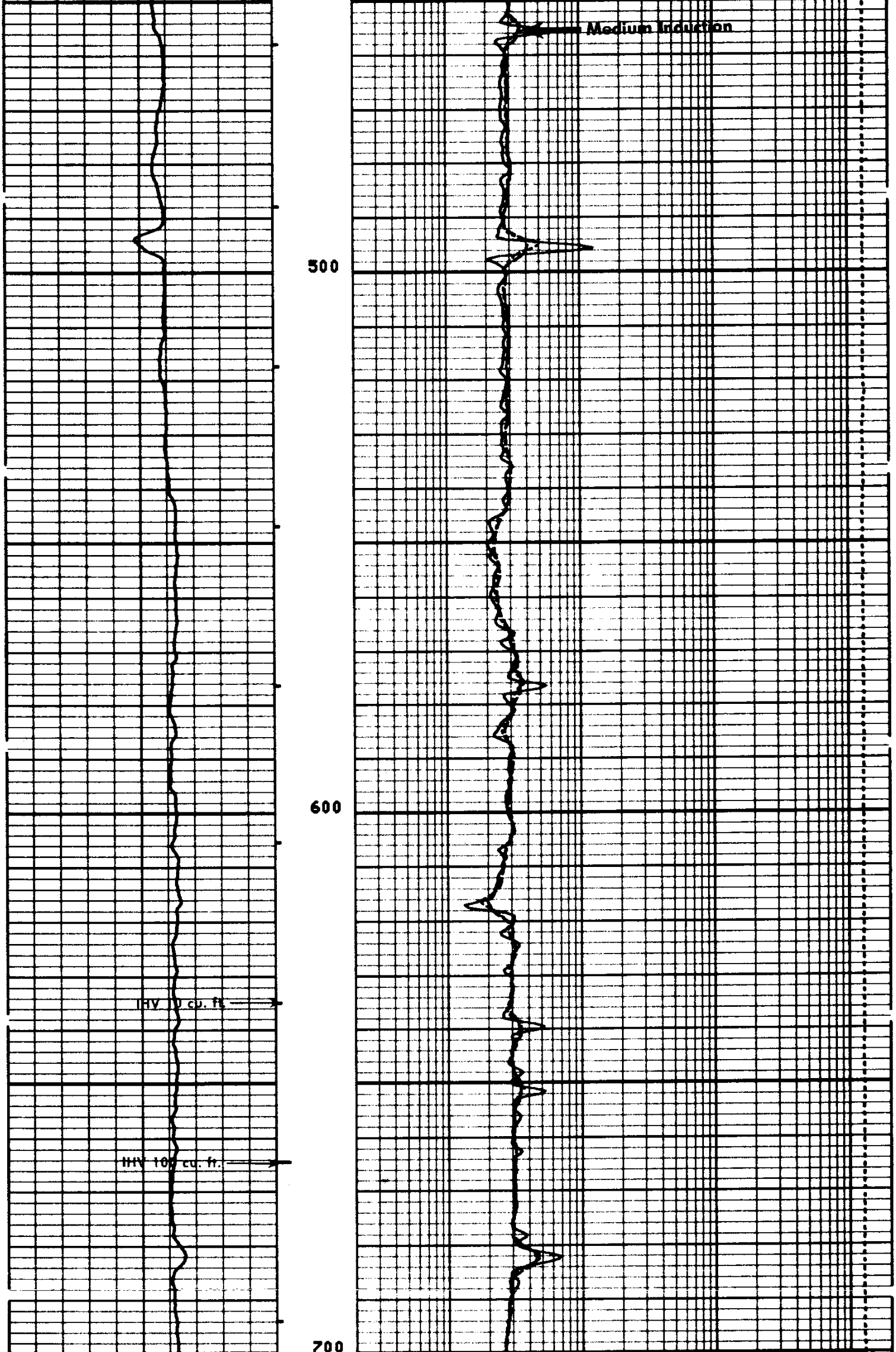

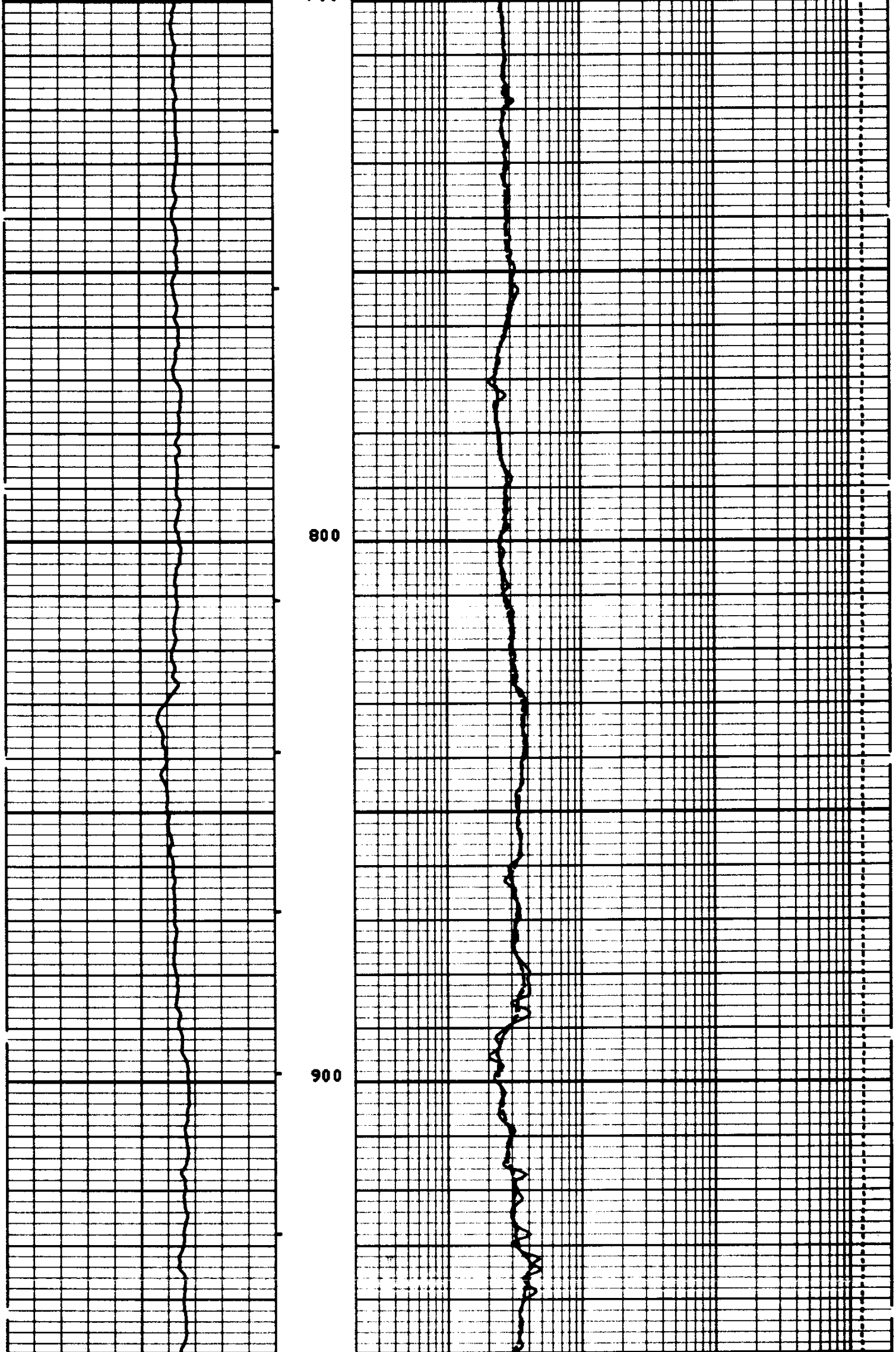

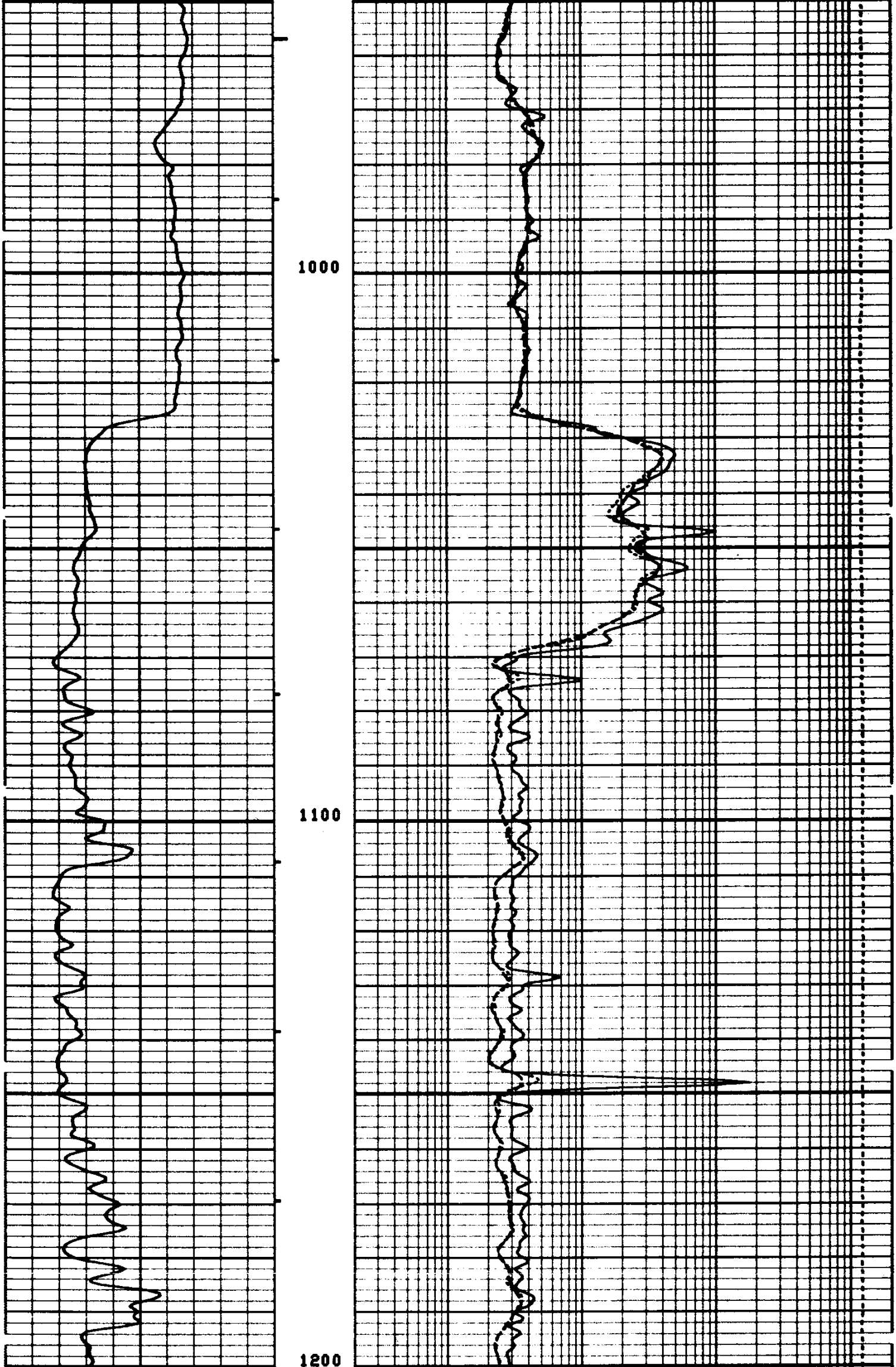

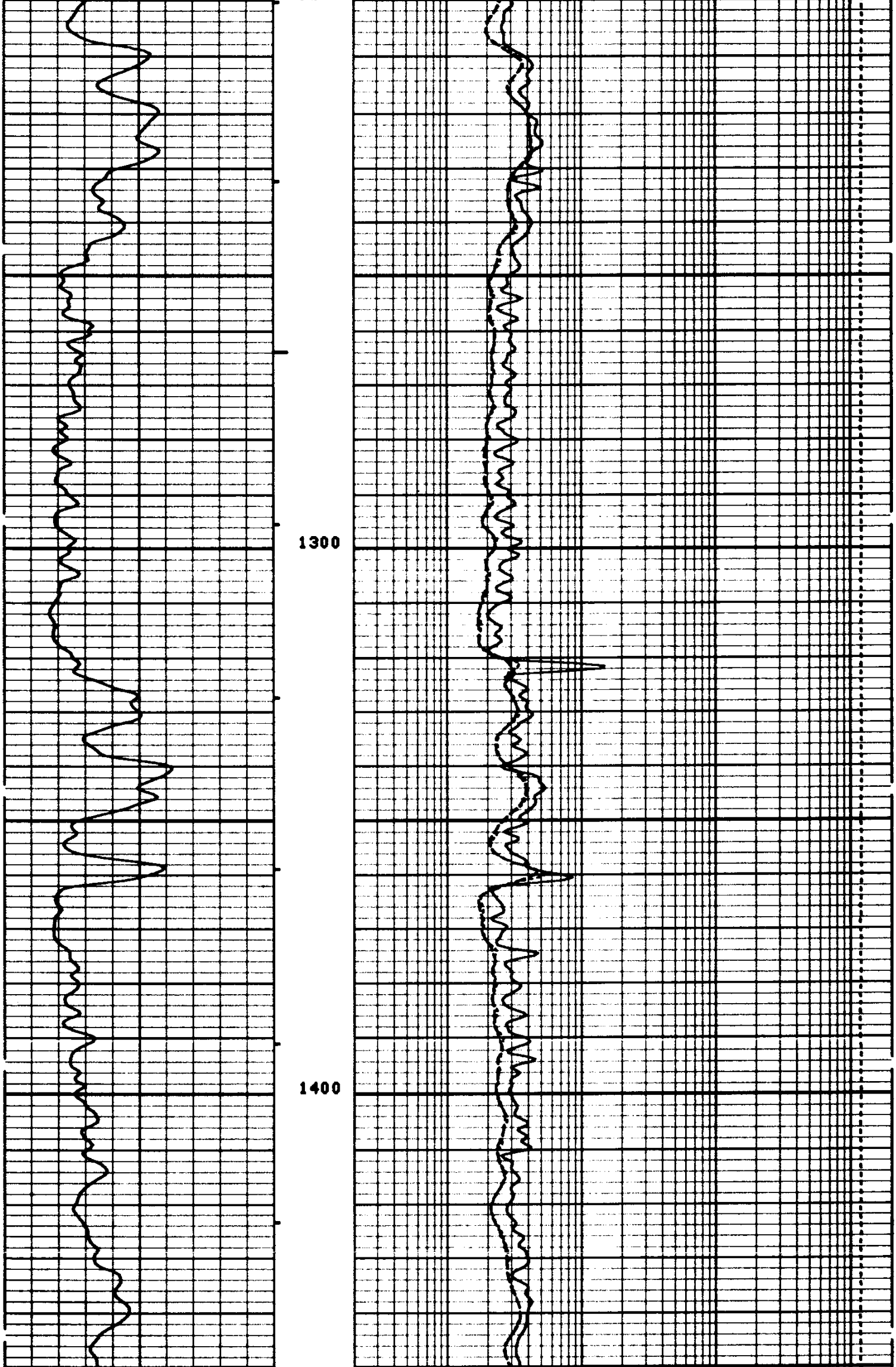

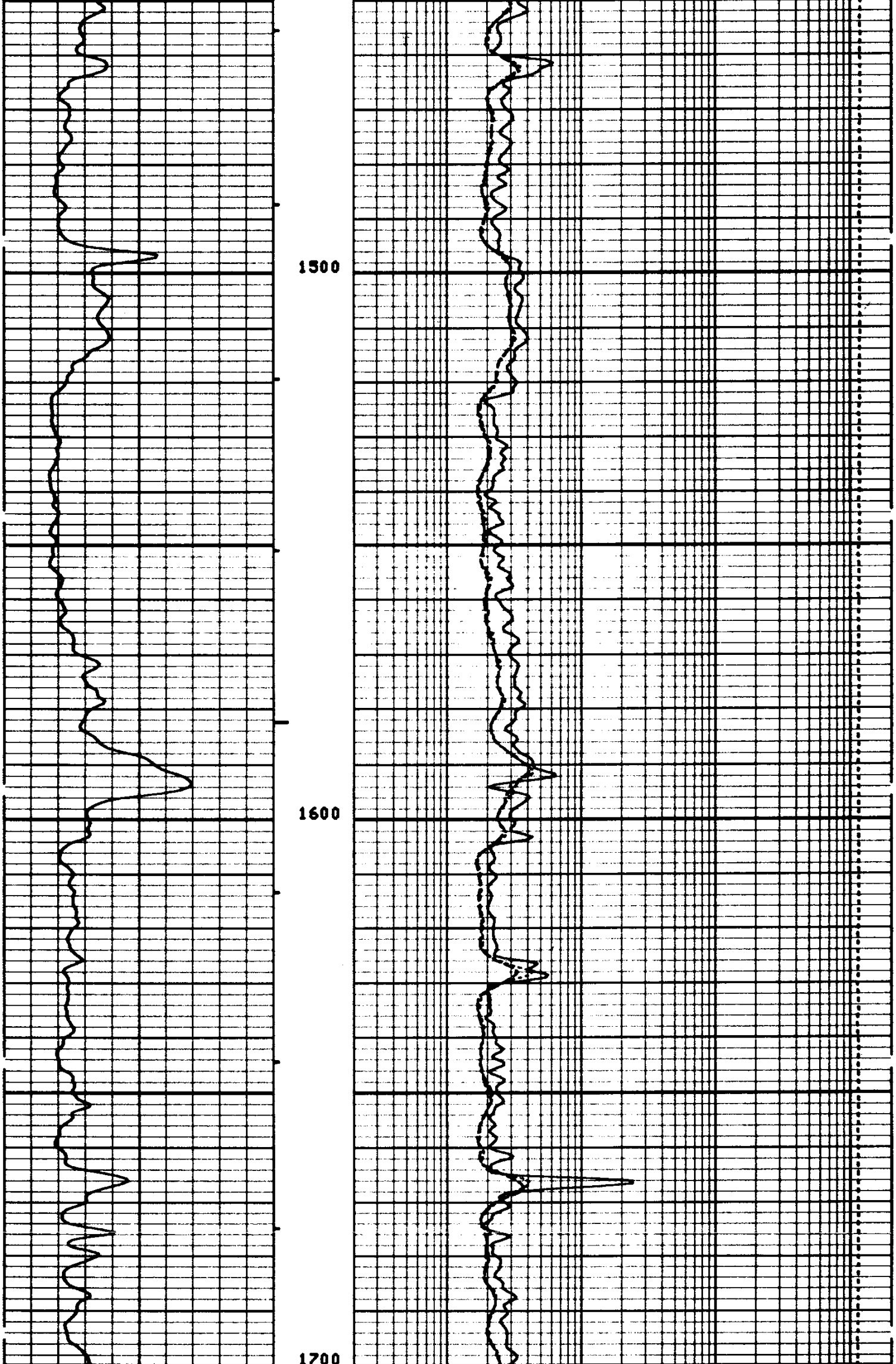

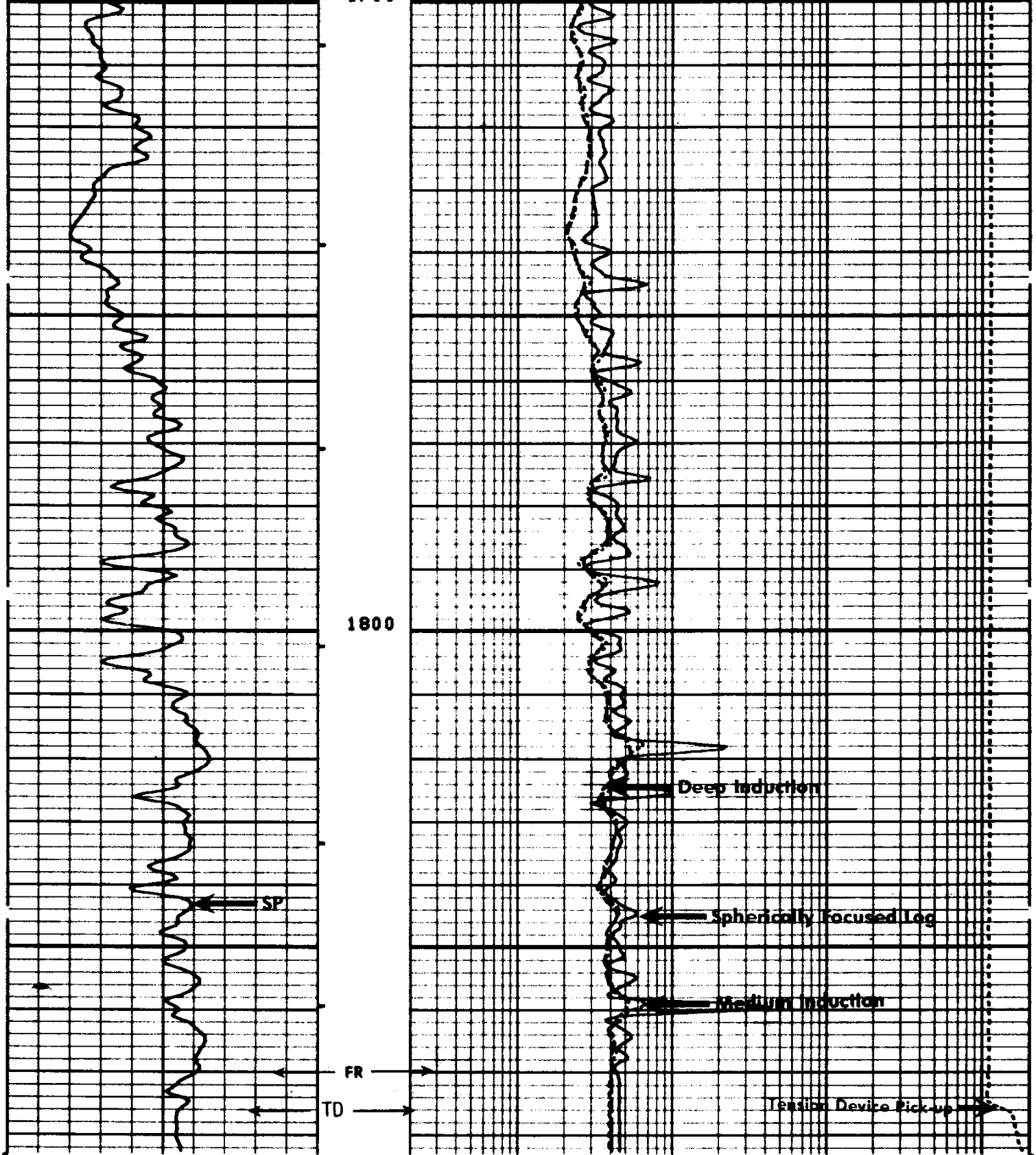

FILE 15 10-DEC-84 20:10
DATA ACQUIRED 10-DEC-84 19:33

SP (MV)		ILD (OHMM) / ILM (OHMM) / SFLU(OHMM) / TENS(LB)
		TENS(LB) 10000. — 0.0
		ILD (OHMM) .20000 — 2000.0
		ILM (OHMM) .20000 — 2000.0
-140.0 — -40.00		SFLU(OHMM) .20000 — 2000.0

SENSOR MEASURE POINT TO TOOL ZERO

CBL	43.9	FEET	AMPL	43.9	FEET
TT3	40.1	FEET	TT4	39.1	FEET
TT1	42.9	FEET	TT2	43.9	FEET
CALI	31.8	FEET	SRAT	41.4	FEET
SFL	6.4	FEET	ILD	9.4	FEET
SP	2.5	FEET	ILM	5.7	FEET
TENS	2.5	FEET	SPAR	2.5	FEET
NOIS	35.6	FEET			

PARAMETERS

NAME	VALUE	UNIT	NAME	VALUE	UNIT
WSV1	WF1		DWS	16	
DSIN	5	US	DDEL	200	US
CDTS	100.000		DWCO	512	
DTF	189.000	US/F	DTM	55.6000	US/F
SBR	1.00000	OHMM	DSEC	4.00000	MMHO
FEXP	2.00000		MSEC	5.90000	MMHO
BHS	OPEN		FNUM	1.00000	
DO	0.0	F	BS	8.00000	IN
PP	NORM				

TAPE NOT MADE

TENS(LB)
10000. 0.0

ILD (OHMM)
.20000 2000.0

ILM (OHMM)
.20000 2000.0

SP (MV)
-100.0 0.0

SFLU(OHMM)
.20000 2000.0

REPEAT SECTION

FILE 11 10-DEC-84 19:27

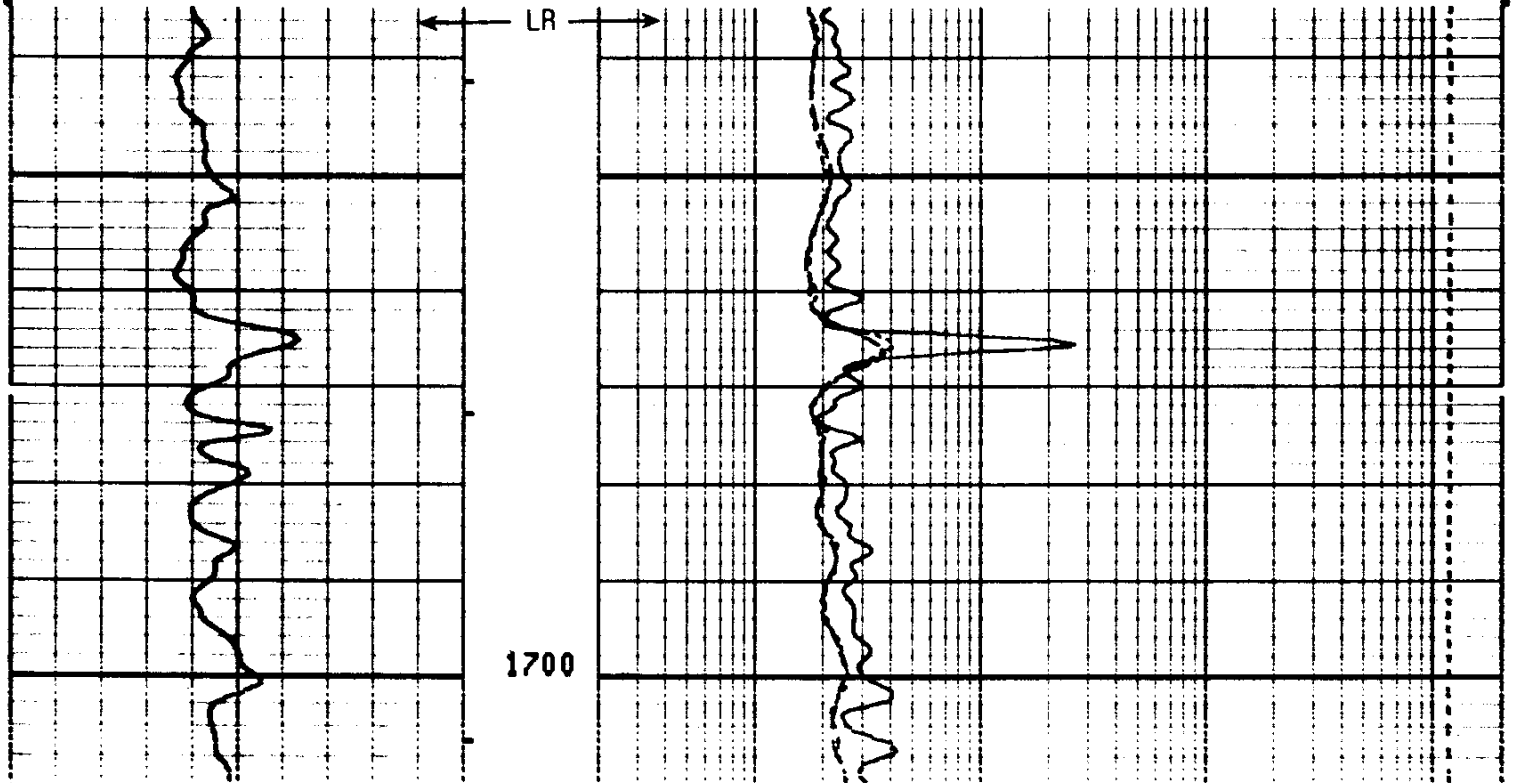

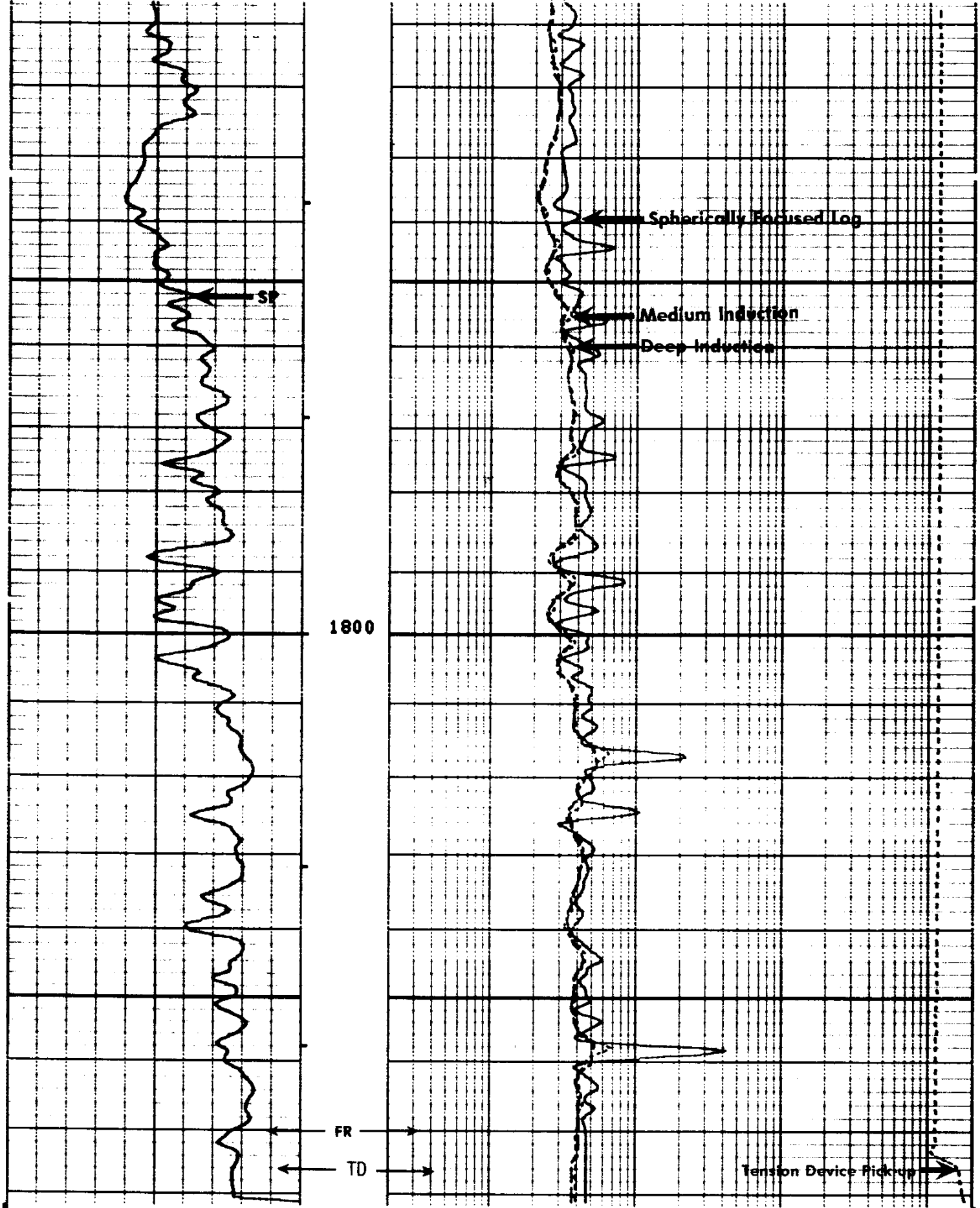

REPEAT SECTION

FILE 11 10-DEC-84 19:22

TENS(LB)
10000. 0.0
ILD (OHMM)
.20000 2000.0
ILM (OHMM)
.20000 2000.0
SP (MV)
-100.0 0.0
SFLU(OHMM)
.20000 2000.0

SENSOR MEASURE POINT TO TOOL ZERO

```
        CBL   43.9   FEET                          AMPL 43.9   FEET
        TT3   40.1   FEET                          TT4  39.1   FEET
        TT1   42.9   FEET                          TT2  43.9   FEET
        CALI  31.8   FEET                          SRAT 41.4   FEET
        SFL    6.4   FEET                          ILD   9.4   FEET
        SP     2.5   FEET                          ILM   5.7   FEET
        TENS   2.5   FEET                          SPAR  2.5   FEET
        NOIS  35.6   FEET
```

```
                                  PARAMETERS

        NAME  VALUE      UNIT                      NAME  VALUE       UNIT

        WSV1  WF1                                  DWS   16
        DSIN  5          US                        DDEL  200         US
        CDTS  100.000                              DWCO  512
        DTF   189.000    US/F                      DTM   55.6000     US/F
        SBR   1.00000    OHMM                      DSEC  4.00000     MMHO
        FEXP  2.00000                              MSEC  5.90000     MMHO
        BHS   OPEN                                 FNUM  1.00000
        BS    8.00000    IN
```

```
                   BEFORE SURVEY CALIBRATION SUMMARY


   PERFORMED:      84/12/10
   PROGRAM FILE: ISN    (VERSION    26.2    00/00/00)


 DITD                ELECTRONICS CALIBRATION SUMMARY

            MEASURED                          CALIBRATED
          ZERO     PLUS                     ZERO       PLUS           UNITS
   ILD    -1.3     525.9                     0.0       496.3           MMHO
   ILM     -.5     517.4                     0.0       500.0           MMHO
   SFL    -1.3     509.7                     0.0       500.0           MMHO

 ILD  SONDE ERROR CORRECTION :         4.0 MMHO
 ILM  SONDE ERROR CORRECTION :         5.9 MMHO


 MCDB                CALIPER CALIBRATION SUMMARY

            MEASURED                          CALIBRATED
          SMALL    LARGE                    SMALL      LARGE          UNITS
  CALI     8.2     12.4                      8.0       12.0            IN

                      FILE    10       10-DEC-84 19:21
```

```
                   AFTER SURVEY TOOL CHECK SUMMARY


   PERFORMED:      84/12/10
   PROGRAM FILE: ISN    (VERSION    26.2    00/00/00)


 DITD                         TOOL   CHECK

                        ZERO                           PLUS
              BEFORE            AFTER          BEFORE       AFTER      UNITS
   ILD          0.0               -.1          496.3        495.0      MMHO
   ILM          0.0               -.1          500.0        498.3      MMHO
   SFL          0.0               -.3          500.0        502.6      MMHO

 ILD  SONDE ERROR CORRECTION :         4.0 MMHO
 ILM  SONDE ERROR CORRECTION :         5.9 MMHO
```

```
                 SHOP SUMMARY


   PERFORMED:      84/12/02
   PROGRAM FILE: SHOP   (VERSION    26.2    83/11/17)


 DITD                ELECTRONICS CALIBRATION SUMMARY

                 TEST LOOP CALIBRATION                  TOOL CHECK
            MEASURED           CALIBRATED               CALIBRATED
          ZERO     PLUS     ZERO       PLUS          ZERO       PLUS    UNITS
   ILD    -2.7     528.7     0.0       500.0          0.0       496.5   MMHO
   ILM    -6.6     512.6     0.0       500.0          0.0       500.0   MMHO
 ILD  SONDE ERROR CORRECTION :         4.0 MMHO
 ILM  SONDE ERROR CORRECTION :         5.9 MMHO

                        (IS:1422, IC:1149)
```