

\*\*\*\*\*  
\*  
\*\*\*\*\*  
\* SCHLUMBERGER \*  
\*\*\*\*\*

HIGH RESOLUTION

DIPMETER

\*\*\*\*\*

CLUSTER LISTING

\*\*\*\*\*

REICHOLD ENERGY CORP.

MIST

COLUMBIA, OREGON

LONGVIEW FIBRE #23-36

RUN NO. ONE JOB NO. 10908

CLUSTER RESULTS ONLY

4 FT. CORR. - 2 FT. STEP

30 DEG. X2 SEARCH ANGLE

RECEIVED - PTLD

FEB 7 1985

DEPT. OF GEOLOGY  
& MINERAL INDUSTRIES

\*\*\*\*\*  
\*  
\*\*\*\*\*  
\* SCHLUMBERGER \*  
\*\*\*\*\*

HIGH RESOLUTION

DIPMETER

\*\*\*\*\*

CLUSTER LISTING

\*\*\*\*\*

REICHHOLD PUFFGY CORP.

W1ST

COLUMBIA, OREGON

LONGVIEW FIPRE #23-36

POA NO. DWE JOB NO. 10908

CLUSTER RESULTS ONLY

4 FT. CORR. - 2 FT. STEP

30 DEG. X2 SEARCH ANGLE

*****									
* POPULATION * POBHOLE * QUAL * INDEX *									
DEPTH	DIP	DIP	DRV.	DRV.	DIAM	DIAM	BEST		
		AZI.		AZI.	1-3	2-4	=A		
*****									
370.0			0.2	279	8.0	8.1			
372.0	6.5	175	0.2	283	8.0	8.1	B		
374.0	1.0	2	0.2	287	8.1	8.2	D		
378.0			0.2	291	8.1	8.2			
378.5	3.3	255	0.2	292	8.1	8.2	D		
380.0	1.8	252	0.1	292	8.1	8.2	B		
382.0	5.0	160	0.1	291	8.1	8.2	E		
384.0	5.9	292	0.1	294	8.1	8.2	D		
384.5			0.1	296	8.0	8.1			
328.0			0.0	0	8.0	8.2			
390.0	4.7	102	0.0	0	8.1	8.2	B		
392.0			0.0	0	8.0	8.2			
394.0			0.0	0	8.1	8.2			
398.0	7.0	79	0.0	0	8.1	8.2	B		
398.0	5.0	91	0.0	0	8.1	8.2	E		
399.0	6.9	171	0.0	0	8.1	8.1	D		
402.0			0.0	0	8.1	8.2			
404.0	5.6	78	0.0	0	8.1	8.2	D		
408.0	1.6	86	0.0	0	8.1	8.3	B		
408.0	4.8	115	0.0	0	8.1	8.2	B		
410.0	1.5	122	0.0	0	8.0	8.2	B		
412.0	2.1	48	0.0	0	8.0	8.1	A		
414.0	11.5	79	0.0	0	8.1	8.2	C		
416.0	4.8	92	0.0	0	8.0	8.2	A		
418.0	5.1	127	0.0	0	8.1	8.2	A		
420.0	6.8	62	0.0	0	8.1	8.2	A		
422.0	2.3	107	0.0	0	8.0	8.1	A		
424.0	5.2	145	0.0	0	8.0	8.1	A		
426.0	4.9	134	0.0	0	8.0	8.1	A		
428.0	5.4	90	0.0	0	8.1	8.1	A		
430.0			0.0	0	8.0	8.1			
432.0	8.3	129	0.0	0	8.0	8.1	D		
434.0	8.5	109	0.0	0	8.0	8.1	B		
436.0	3.1	141	0.0	0	8.0	8.1	D		
438.0	4.2	116	0.0	0	8.0	8.1	D		
440.0	3.2	100	0.0	0	8.0	8.1	D		
442.0	7.8	82	0.0	0	8.1	8.1	D		
444.0	16.2	115	0.0	0	8.0	8.1	D		
446.0	7.1	77	0.0	0	8.0	8.1	B		
448.0	3.1	87	0.0	0	8.0	8.1	B		

\*\*\*\*\*

\* INFORMATION \* SOPEHOLE \* QUAL. \*

\* ----- \* ----- \* INDEX \*

\* DEPTH \* DIP DJF \* DEV. DEV. DIAM DIAM \* BEST \*

\* \* AZI. \* AZI. 1-3 2-4 \* =A \*

\*\*\*\*\*

DEPTH	DIP	DJF	DEV.	DEV.	DIAM	DIAM	BEST
		AZI.		AZI.	1-3	2-4	=A
451.0	7.5	146	0.0	0	8.0	8.1	A
452.0			0.0	0	8.1	8.1	
454.0	4.9	49	0.0	0	8.0	8.1	A
456.0	5.2	32	0.0	0	8.0	8.1	A
458.0	6.2	28	0.0	0	8.0	8.1	B
461.0			0.0	0	8.0	8.1	
462.0			0.0	0	8.0	8.1	
464.0			0.0	0	8.1	8.1	
466.0	1.7	145	0.0	0	8.1	8.2	A
468.0	3.9	86	0.0	0	8.1	8.2	A
471.0	1.0	68	0.0	0	8.1	8.2	C
472.0	6.1	123	0.0	0	8.1	8.2	A
474.0	8.9	114	0.0	0	8.0	8.1	D
476.0	7.1	79	0.0	0	8.0	8.1	A
478.0	1.3	196	0.0	0	8.0	8.1	B
480.0			0.0	0	8.1	8.1	
482.0	1.3	149	0.0	0	8.1	8.1	A
484.0	1.4	148	0.0	0	8.1	8.1	A
486.0	7.8	77	0.0	0	8.1	8.1	C
488.0	8.1	72	0.0	0	8.1	8.1	C
491.0	0.5	76	0.0	0	8.0	8.1	A
492.0	1.8	282	0.0	0	8.0	8.1	A
494.0	3.2	139	0.0	0	8.0	8.0	A
496.0	8.0	75	0.0	0	8.0	8.0	A
498.0	7.0	52	0.0	0	8.0	8.1	A
500.0	0.4	80	0.0	0	8.0	8.1	A
502.0	5.3	115	0.0	0	8.0	8.1	A
504.0			0.0	0	8.0	8.1	
506.0	3.7	39	0.0	0	8.0	8.1	C
508.0	11.4	121	0.0	0	8.0	8.1	C
511.0			0.0	0	8.0	8.1	
512.0			0.0	0	8.0	8.1	
514.0			0.0	0	8.1	8.1	
516.0	7.5	148	0.0	0	8.1	8.1	D
518.0	1.4	138	0.0	0	8.0	8.1	B
520.0	2.4	140	0.0	0	8.0	8.1	B
522.0	6.5	218	0.0	0	8.0	8.1	D
524.0			0.0	0	8.0	8.1	
526.0	3.7	157	0.0	0	8.0	8.1	B
528.0	3.8	154	0.0	0	8.0	8.1	B

\*\*\*\*\*

*****									
* FORMATION * FOREHOLE * QUAL * INDEX *									
*-----*									
DEPTH	DIF	DIP	DEV.	DEV.	DIAM	DIAM	BEST	* * *	
		AZI.			1-3	2-4	=A	* * *	
*****									
530.0	3.7	228	0.0	0	8.0	8.1	A	*	*
532.0	4.2	221	0.0	0	8.0	8.1	A	*	*
534.0	7.3	231	0.0	0	8.0	8.1	A	*	*
536.0	6.1	235	0.0	0	8.0	8.1	A	*	*
538.0	6.1	233	0.0	0	8.0	8.1	A	*	*
540.0	1.3	127	0.0	0	8.0	8.1	A	*	*
542.0	1.8	134	0.0	0	8.0	8.1	A	*	*
544.0	8.1	137	0.0	0	8.0	8.1	C	*	*
546.0	4.4	116	0.0	0	8.0	8.1	A	*	*
548.0	5.3	97	0.0	0	8.0	8.1	C	*	*
550.0	2.7	328	0.0	0	8.0	8.1	C	*	*
552.0	0.7	27	0.0	0	8.0	8.1	A	*	*
554.0	1.0	125	0.0	0	8.0	8.1	A	*	*
556.0	0.7	301	0.0	0	8.1	8.1	A	*	*
558.0	1.3	303	0.0	0	8.1	8.1	A	*	*
560.0	4.4	302	0.0	0	8.1	8.1	C	*	*
562.0			0.0	0	8.1	8.1		*	*
564.0			0.0	0	8.1	8.1		*	*
566.0	6.7	324	0.0	0	8.0	8.1	A	*	*
568.0	7.0	334	0.0	0	8.0	8.1	A	*	*
570.0	10.8	321	0.0	0	8.1	8.1	A	*	*
572.0			0.0	0	8.0	8.1		*	*
574.0			0.0	0	8.1	8.1		*	*
576.0	12.0	294	0.0	0	8.0	8.1	B	*	*
578.0	12.3	295	0.0	0	8.0	8.1	B	*	*
580.0			0.0	0	8.0	8.1		*	*
582.0			0.0	0	8.0	8.2		*	*
584.0	7.0	127	0.0	0	8.1	8.2	D	*	*
586.0	4.5	134	0.0	0	8.1	8.2	B	*	*
588.0	4.0	92	0.0	0	8.1	8.2	D	*	*
590.0	5.4	92	0.0	0	8.1	8.2	D	*	*
592.0	6.8	104	0.0	0	8.1	8.2	B	*	*
594.0	2.3	112	0.0	0	8.1	8.2	B	*	*
596.0	1.0	104	0.0	0	8.1	8.2	A	*	*
598.0	4.2	134	0.0	0	8.1	8.2	B	*	*
600.0	5.4	134	0.0	0	8.1	8.2	A	*	*
602.0	1.3	79	0.0	0	8.1	8.2	B	*	*
604.0	1.0	340	0.0	0	8.1	8.1	D	*	*
606.0	21.0	305	0.0	0	8.0	8.0	B	*	*
608.0	25.5	309	0.0	0	8.0	8.0	B	*	*
*****									

\*\*\*\*\*

\* FORMATION \* FOREHOLE \* GJAL. \*  
 \*-----\*-----\* INDEX \*

\* DEPTH \* DIP \* CRV. \* DEV. \* DIA# \* DIA# \* BEST \*  
 \* \* AZI. \* AZI. \* 1-3 \* 2-4 \* =A \*

\*\*\*\*\*

DEPTH	DIP	CRV.	DEV.	DIA#	DIA#	BEST
	AZI.	AZI.		1-3	2-4	=A
610.0	6.3	156	0.0	0	8.0	B
612.0	21.6	294	0.0	0	8.0	D
614.0	4.3	177	0.0	0	8.0	D
616.0	2.9	170	0.0	0	8.0	A
618.0	2.1	168	0.0	0	8.1	A
620.0	2.1	176	0.0	0	8.1	A
622.0	1.2	190	0.0	0	8.1	A
624.0	1.2	174	0.0	0	8.1	A
626.0	0.5	206	0.0	0	8.1	A
628.0	2.2	217	0.0	0	8.1	A
630.0	2.6	215	0.0	0	8.1	A
632.0	5.2	109	0.0	0	8.1	A
634.0	1.0	75	0.0	0	8.1	B
636.0	0.6	323	0.0	0	8.1	A
638.0	5.8	210	0.0	0	8.0	C
640.0	4.7	213	0.0	0	8.0	C
642.0	1.2	11	0.0	0	8.1	A
644.0	3.5	286	0.0	0	8.1	A
646.0	3.9	263	0.0	0	8.1	A
648.0	9.5	320	0.0	0	8.0	A
650.0	4.1	323	0.0	0	8.1	A
652.0	5.4	309	0.0	0	8.1	A
654.0	8.6	290	0.0	0	8.1	B
656.0	10.0	308	0.0	0	8.0	C
658.0	1.5	20	0.0	0	8.0	A
660.0	1.8	174	0.0	0	8.0	B
662.0	3.0	353	0.0	0	8.0	A
664.0	2.8	348	0.0	0	8.1	A
666.0	1.3	244	0.0	0	8.1	C
668.0	2.0	303	0.0	0	8.1	A
670.0	0.2	117	0.0	0	8.1	A
672.0	4.1	40	0.0	0	8.1	A
674.0	2.2	33	0.0	0	8.1	B
676.0	3.4	9	0.0	0	8.1	B
678.0	3.0	276	0.0	0	8.0	A
680.0	3.6	343	0.0	0	8.1	A
682.0	4.2	300	0.0	0	8.1	A
684.0	4.5	291	0.0	0	8.1	A
686.0	1.8	332	0.0	0	8.1	A
688.0	1.3	291	0.0	0	8.1	A

\*\*\*\*\*

\*\*\*\*\*

\* FORMATION \* BUREAU \* QUAL. \*

\*-----\*-----\* INDEX \*

\* DEPTH \* DIP \* DEV. \* DIA. \* DIA. \* BEST \*

\* \* AZI. \* AZI. \* 1-3 \* 2-4 \* =A \*

\*\*\*\*\*

DEPTH	DIP	DIP	DEV.	DEV.	DIA.	DIA.	BEST
	AZI.	AZI.	1-3	2-4	=A		
690.0	1.1	273	0.0	0	8.1	8.2	A
692.0	0.6	204	0.0	0	8.1	8.2	C
694.0	7.2	353	0.0	0	8.1	8.2	C
696.0	2.3	34	0.0	0	8.1	8.2	C
698.0	2.5	132	0.0	0	8.1	8.2	A
700.0	1.0	114	0.0	0	8.1	8.2	C
702.0	38.6	349	0.0	0	8.1	8.2	B
704.0	33.1	345	0.0	0	8.1	8.2	D
706.0	0.4	69	0.0	0	8.1	8.2	B
708.0	1.2	48	0.0	0	8.1	8.2	A
710.0	2.9	121	0.0	0	8.1	8.2	A
712.0	3.0	120	0.0	0	8.1	8.2	A
714.0	1.0	95	0.0	0	8.1	8.2	A
716.0	1.5	98	0.0	0	8.1	8.2	A
718.0	9.5	49	0.0	0	8.1	8.2	A
720.0	9.4	45	0.0	0	8.1	8.2	A
722.0	3.2	50	0.0	0	8.1	8.2	A
724.0	2.1	34	0.0	0	8.1	8.2	A
726.0	3.4	31	0.0	0	8.1	8.2	A
728.0	1.8	68	0.0	0	8.1	8.2	A
730.0	3.7	355	0.0	0	8.1	8.2	A
732.0	4.1	39	0.0	0	8.1	8.2	C
734.0	4.1	65	0.0	0	8.1	8.2	C
736.0	4.0	98	0.0	0	8.1	8.2	A
738.0	1.1	52	0.0	0	7.9	7.1	A
740.0	2.9	222	0.0	0	7.8	8.1	C
742.0	0.6	102	0.0	0	8.0	8.2	C
744.0	5.9	360	0.0	0	8.1	8.2	C
746.0	5.7	347	0.0	0	8.1	8.2	A
748.0	8.2	4	0.0	0	8.1	8.2	A
750.0	7.9	6	0.0	0	8.1	8.2	B
752.0	0.2	158	0.0	0	8.1	8.2	C
754.0	0.8	110	0.0	0	8.2	8.2	C
756.0	4.7	57	0.0	0	8.2	8.2	A
758.0			0.0	0	8.1	8.2	
760.0			0.0	0	8.1	8.2	
762.0	4.9	350	0.0	0	8.1	8.2	B
764.0	4.7	360	0.0	0	8.1	8.2	A
766.0	8.2	33	0.0	0	8.1	8.2	B
768.0	8.2	21	0.0	0	8.0	8.1	A

\*\*\*\*\*



\*\*\*\*\*

\* FORMATION \* BUREAU \* QUAL \* \*

\* ----- \* INDEX \*

\* DEFLN \* DIP \* DEV. \* DEV. \* DIAM \* DIAM \* TEST \*

\* \* \* \* \* AZI. \* AZI. \* 1-3 \* 2-4 \* =A \*

\*\*\*\*\*

\* \* \* \* \*

\* 771.0 23.4 10 0.0 0 8.0 8.1 C \*

\* 772.0 13.5 13 0.0 0 8.0 8.1 A \*

\* 774.0 13.4 5 0.0 0 8.1 8.2 A \*

\* 776.0 7.7 20 0.0 0 8.1 8.2 D \*

\* 778.0 13.4 64 0.0 0 8.1 8.2 D \*

\* 780.0 16.7 55 0.0 0 8.1 8.2 D \*

\* 782.0 11.0 68 0.0 0 8.1 8.3 C \*

\* 784.0 0.0 0 0.0 0 8.1 8.3 \* \*

\* 786.0 5.2 40 0.0 0 8.1 8.3 C \*

\* 788.0 9.1 41 0.0 0 8.1 8.3 B \*

\* 790.0 10.6 43 0.0 0 8.1 8.3 E \*

\* 792.0 0.0 0 0.0 0 8.1 8.3 \* \*

\* 794.0 11.3 41 0.0 0 8.1 8.3 E \*

\* 796.0 11.8 45 0.0 0 8.1 8.2 D \*

\* 798.0 9.4 37 0.0 0 8.1 8.1 D \*

\* 800.0 11.0 54 0.0 0 8.0 8.2 D \*

\* 802.0 5.0 346 0.0 0 8.1 8.2 E \*

\* 804.0 8.2 332 0.0 0 8.1 8.2 D \*

\* 806.0 0.0 0 0.0 0 8.1 8.3 \* \*

\* 808.0 5.3 28 0.0 0 8.1 8.3 E \*

\* 810.0 4.8 32 0.0 0 8.0 8.3 E \*

\* 812.0 9.4 26 0.0 0 8.0 8.4 D \*

\* 814.0 0.0 0 0.0 0 8.0 8.4 \* \*

\* 816.0 0.0 0 0.0 0 8.0 8.4 \* \*

\* 818.0 5.2 17 0.0 0 8.0 8.4 D \*

\* 820.0 0.0 0 0.0 0 8.0 8.2 \* \*

\* 822.0 0.0 0 7.0 8.3 \* \*

\* 824.0 11.3 320 0.0 0 8.1 8.3 D \*

\* 826.0 4.4 282 0.0 0 8.0 8.3 E \*

\* 828.0 3.6 250 0.0 0 8.0 8.4 D \*

\* 830.0 2.7 311 0.0 0 7.8 8.5 D \*

\* 832.0 3.2 245 0.0 0 7.8 8.6 D \*

\* 834.0 0.0 0 7.4 8.6 \* \*

\* 836.0 19.7 283 0.0 0 7.8 8.6 D \*

\* 838.0 18.0 290 0.0 0 7.6 8.6 E \*

\* 840.0 21.8 287 0.0 0 7.6 8.6 D \*

\* 842.0 0.0 0 7.6 8.6 \* \*

\* 844.0 0.0 0 7.7 8.6 \* \*

\* 846.0 20.6 291 0.0 0 7.7 8.6 D \*

\* 848.0 0.0 0 7.6 8.6 \* \*

\*\*\*\*\*

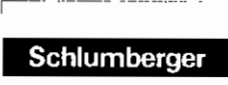




FORMATION		BOREHOLE		QUAL.				
DEPTH	DIP	DIP AZI.	DEV.	DEV. AZI.	DIA. 1-3	DIA. 2-4	BEST =A	INDEX
851.0	26.7	294	0.0	0	7.5	8.3	D	*
852.0			0.0	0	7.5	8.1		*
854.0	27.4	296	0.0	0	7.5	8.1	D	*
856.0			0.0	0	7.6	8.0		*
858.0			0.0	0	7.5	7.9		*
860.0			0.0	0	7.5	7.8		*
862.0			0.0	0	7.6	7.7		*
864.0			0.0	0	7.6	7.8		*
866.0			0.0	0	7.7	7.9		*
868.0			0.0	0	8.0	8.0		*
870.0			0.0	0	8.1	8.1		*
872.0			0.0	0	7.9	8.1		*
874.0			0.0	0	7.9	8.1		*
876.0			0.0	0	8.0	8.1		*
878.0			0.1	45	8.0	8.1		*
880.0			0.1	44	8.0	8.2		*
882.0			0.1	43	8.1	8.2		*
884.0			0.1	43	8.1	8.2		*
886.0			0.1	44	8.1	8.2		*
888.0			0.1	42	7.9	8.0		*
890.0			0.2	41	7.8	7.6		*
892.0			0.1	52	7.4	7.5		*
894.0			0.1	54	7.4	7.3		*
896.0			0.1	51	7.5	7.5		*
898.0			0.1	59	7.9	7.9		*
900.0	4.0	199	0.0	0	8.1	8.1	A	*
902.0	3.2	174	0.0	0	8.1	8.2	A	*
904.0	3.1	196	0.0	0	8.1	8.2	A	*
906.0	6.5	64	0.0	0	8.1	8.2	C	*
908.0	7.3	74	0.0	0	8.1	8.2	C	*
910.0	7.4	64	0.1	44	8.1	8.2	C	*
912.0	5.4	65	0.2	44	8.1	8.2	C	*
914.0	1.7	197	0.1	41	8.1	8.2	A	*
916.0	0.0	102	0.1	43	8.1	8.2	A	*
918.0	1.2	149	0.1	45	8.1	8.2	A	*
920.0	1.4	135	0.1	43	8.1	8.2	A	*
922.0	0.3	122	0.0	0	8.1	8.2	A	*
924.0	0.1	296	0.0	0	8.0	8.2	A	*
926.0			0.0	0	8.0	8.1		*
928.0	0.1	158	0.0	0	8.0	8.1	A	*

\*\*\*\*\*  
 \* FORMATION \* BUFFHOLD \* QUAL \*  
 \*-----\*-----\*-----\*-----\*-----\*-----\*-----\*-----\*-----\*  
 \* DEPTH \* DIP \* DIP \* DEV. \* DEV. \* DIA \* DIA \* BEST \*  
 \* \* \* AZI. \* \* AZI. \* 1-3 \* 2-4 \* =A \*  
 \*\*\*\*\*

DEPTH	DIP	DIP	DEV.	DEV.	DIA	DIA	BEST
		AZI.		AZI.	1-3	2-4	=A
931.0	1.8	125	0.0	0	8.0	8.2	A
932.0	0.5	147	0.0	0	8.1	8.2	A
933.0	0.8	360	0.1	62	8.1	8.2	A
936.0	2.0	1	0.2	67	8.1	8.2	A
938.0	0.5	82	0.2	70	8.0	8.2	C
940.0	1.8	155	0.2	81	8.0	8.2	C
942.0	1.8	138	0.2	88	8.1	8.2	A
944.0	1.0	114	0.2	91	8.1	8.2	A
946.0	1.1	81	0.2	98	8.1	8.2	A
948.0	5.8	99	0.2	100	8.1	8.2	D
951.0	5.8	91	0.2	98	8.1	8.1	L
952.0	2.1	254	0.2	98	8.0	8.1	B
954.0	2.0	241	0.2	98	8.1	8.2	A
956.0	1.8	255	0.2	97	8.1	8.2	A
958.0	1.7	240	0.2	94	8.1	8.2	A
960.0	2.9	204	0.2	92	8.1	8.2	A
962.0	1.6	205	0.2	96	8.1	8.3	A
964.0	1.3	336	0.3	81	8.1	8.3	A
966.0	4.5	12	0.3	97	8.1	8.2	A
968.0	0.5	68	0.3	96	8.1	8.2	A
970.0	2.3	161	0.3	94	8.1	8.2	A
972.0	8.0	14	0.3	93	8.1	8.2	A
974.0	3.7	45	0.3	95	8.1	8.1	A
976.0	7.2	51	0.3	96	8.0	8.0	C
978.0	8.2	185	0.3	95	8.0	8.1	C
981.0	6.1	247	0.3	98	8.1	8.0	C
982.0	5.0	242	0.3	99	8.1	8.1	C
984.0	2.6	135	0.3	95	8.1	8.1	C
986.0	1.1	156	0.4	94	8.1	8.1	C
988.0	0.7	181	0.4	93	8.0	8.1	A
990.0	1.0	154	0.4	91	8.0	8.1	A
992.0	1.0	131	0.4	90	8.0	8.1	A
994.0	0.6	202	0.5	85	8.1	8.1	A
996.0	1.6	205	0.5	80	8.1	8.1	A
998.0	1.5	137	0.6	77	8.1	8.1	A
1000.0	1.6	173	0.6	81	8.1	8.2	A
1002.0	1.6	146	0.6	81	8.1	8.2	B
1004.0	0.8	154	0.6	78	8.1	8.2	A
1006.0	0.9	135	0.6	77	8.1	8.1	A
1008.0	1.3	120	0.6	76	8.1	8.1	A



*****									
* FORMATION * FOREGLES * QUAL * *									
*-----*-----*-----*-----*-----*-----*-----*-----*-----*									
DEPTH	DIP	DIP	DEV.	DEV.	DIA#	DIA#	BEST	INDEX	
		AZI.		AZI.	1-3	2-4	=A		
*****									
1010.0	2.2	170	0.6	70	8.1	8.2	A	*	*
1012.0	2.5	177	0.6	77	8.1	8.2	A	*	*
1014.0	2.5	165	0.6	77	8.1	8.2	A	*	*
1016.0	2.5	162	0.6	70	8.1	8.2	A	*	*
1018.0	2.1	164	0.6	70	8.1	8.2	A	*	*
1020.0	1.8	177	0.6	77	8.1	8.2	C	*	*
1022.0	2.6	170	0.6	75	8.1	8.1	A	*	*
1024.0	2.6	174	0.6	73	8.2	8.1	A	*	*
1026.0	1.5	161	0.6	73	8.1	8.1	D	*	*
1028.0	4.1	107	0.5	76	8.0	8.0	D	*	*
1030.0	2.8	125	0.6	70	7.9	7.9	C	*	*
1032.0	4.6	156	0.6	71	7.9	7.9	A	*	*
1034.0	3.0	167	0.5	66	7.9	8.1	A	*	*
1036.0	1.9	178	0.5	68	7.9	7.9	A	*	*
1038.0	2.7	167	0.5	71	7.9	7.9	A	*	*
1040.0	13.0	147	0.5	72	7.8	7.9	B	*	*
1042.0	6.0	208	0.5	77	7.9	7.9	C	*	*
1044.0	0.7	183	0.5	77	7.9	7.9	D	*	*
1046.0	0.6	215	0.5	76	7.9	8.0	D	*	*
1048.0	0.9	66	0.5	76	7.9	8.0	B	*	*
1050.0	1.3	6	0.5	74	7.9	7.9	B	*	*
1052.0	2.4	185	0.5	72	7.9	7.9	A	*	*
1054.0	7.7	205	0.5	67	7.9	7.9	C	*	*
1056.0	13.8	207	0.5	68	7.9	7.9	A	*	*
1058.0	15.1	205	0.6	70	7.9	7.9	A	*	*
1060.0	2.7	166	0.5	68	7.9	7.9	A	*	*
1062.0	2.4	130	0.5	69	7.9	7.9	E	*	*
1064.0	4.7	236	0.5	70	7.9	7.9	A	*	*
1066.0	5.1	327	0.6	67	7.9	7.9	A	*	*
1068.0	7.6	199	0.6	64	7.9	7.9	A	*	*
1070.0	9.4	199	0.6	62	7.9	7.9	A	*	*
1072.0	13.6	150	0.5	65	7.9	7.9	A	*	*
1074.0	4.3	146	0.5	65	7.9	7.9	C	*	*
1076.0	3.6	73	0.5	61	7.8	7.8	C	*	*
1078.0			0.5	60	7.9	7.9		*	*
1080.0	30.0	280	0.5	62	7.8	7.9	D	*	*
1082.0			0.5	62	7.9	7.9		*	*
1084.0			0.5	64	7.9	7.9		*	*
1086.0			0.5	60	7.9	7.9		*	*
1088.0			0.5	64	7.9	7.9		*	*
*****									

\*\*\*\*\*

\* \* \* \* \* F O R A I D \* \* \* \* \* B O R E H O L E \* \* \* \* \* Q U A L . \* \* \* \* \*

\* \* \* \* \* ----- \* \* \* \* \* ----- \* \* \* \* \* I N D E X \* \* \* \* \*

\* \* \* \* \* D E P T H \* \* \* \* \* O I L \* \* \* \* \* D I P \* \* \* \* \* D E V . \* \* \* \* \* D E V . \* \* \* \* \* D I A M \* \* \* \* \* D I A M \* \* \* \* \* B E S T \* \* \* \* \*

\* \* \* \* \* \* \* \* \* \* \* A Z I . \* \* \* \* \* A Z I . \* \* \* \* \* 1 - 3 \* \* \* \* \* 2 - 4 \* \* \* \* \* = A \* \* \* \* \*

\*\*\*\*\*

DEPTH	OIL	DIP	DEV.	DEV.	DIAM	DIAM	BEST
		AZI.		AZI.	1-3	2-4	=A
1090.0			0.5	60	7.8	7.9	
1092.0	28.6	275	0.5	65	7.8	7.9	D
1094.0	54.3	187	0.5	70	7.8	7.9	D
1096.0			0.5	71	7.8	7.9	
1098.0	6.4	197	0.5	67	7.8	7.9	A
1100.0	6.3	195	0.5	65	7.8	6.8	A
1102.0	5.7	195	0.5	67	7.8	7.9	A
1104.0	6.2	197	0.4	71	7.8	8.0	A
1106.0	10.7	66	0.4	76	7.8	8.0	B
1108.0	12.6	66	0.4	75	7.8	7.9	B
1110.0			0.3	72	7.8	7.9	
1112.0			0.3	75	7.8	7.9	
1114.0			0.3	81	7.8	7.9	
1116.0			0.3	83	7.8	7.9	
1118.0			0.3	84	7.8	7.9	
1120.0			0.3	83	7.8	7.9	
1122.0	7.9	35	0.3	76	7.8	7.9	D
1124.0	7.8	35	0.4	71	7.8	7.9	D
1126.0	0.5	111	0.8	75	7.8	7.8	D
1128.0	12.4	34	0.4	75	7.8	7.8	A
1130.0	8.7	36	0.4	76	7.8	7.9	A
1132.0	6.8	55	0.4	68	7.8	7.9	A
1134.0	11.7	55	0.3	70	7.8	7.9	C
1136.0	7.3	63	0.3	77	7.8	7.8	A
1138.0	4.1	55	0.3	75	7.8	7.8	A
1140.0	2.7	56	0.3	78	7.8	7.9	B
1142.0			0.3	78	7.8	7.9	
1144.0	2.1	24	0.3	61	7.8	7.9	C
1146.0			0.3	81	7.8	7.9	
1148.0	15.4	124	0.3	78	7.8	8.0	D
1150.0			0.5	76	7.8	8.0	
1152.0	10.3	138	0.3	77	7.8	7.9	D
1154.0			0.3	76	7.8	7.8	
1156.0	3.4	83	0.3	75	7.8	7.8	B
1158.0	3.3	98	0.3	75	7.8	7.9	E
1160.0	2.4	30	0.3	75	7.8	7.9	B
1162.0	3.2	37	0.5	75	7.8	7.9	E
1164.0	2.9	45	0.3	76	7.8	7.9	D
1166.0	9.2	158	0.2	61	7.8	7.9	L
1168.0	2.6	29	0.3	85	7.8	7.9	A

\*\*\*\*\*



\*\*\*\*\*

\* FURFATHID \* SURF HOLE \* QUAL \*

\*-----\*-----\* INDEX \*

\* DFFTH \* DJP \* RIP \* DEV. \* DEV. \* DIAM \* DIAM \* BEST \*

\* \* AZI. \* \* AZI. \* 1-3 \* 2-4 \* =A \*

\*\*\*\*\*

DFFTH	DJP	RIP	DEV.	DEV.	DIAM	DIAM	BEST	INDEX
	AZI.	AZI.			1-3	2-4	=A	
1170.0	4.7	50	0.2	84	7.8	7.9	A	*
1172.0	4.1	51	0.2	83	7.8	7.9	A	*
1174.0	3.6	12	0.2	82	7.8	7.9	A	*
1176.0	6.8	351	0.2	93	7.8	7.9	C	*
1178.0			0.2	85	7.6	7.9		*
1180.0			0.2	83	7.3	7.8		*
1182.0	1.0	360	0.2	82	7.7	7.8	C	*
1184.0	2.6	350	0.2	86	7.6	7.8	A	*
1186.0	2.7	72	0.2	89	7.7	8.0	A	*
1188.0	3.0	81	0.2	88	7.9	8.0	A	*
1190.0	3.1	103	0.2	88	7.9	8.0	A	*
1192.0	3.3	121	0.2	89	7.8	8.0	A	*
1194.0	2.2	150	0.2	89	7.7	7.9	A	*
1196.0	30.0	289	0.2	89	7.7	7.8	D	*
1198.0			0.2	91	7.8	7.8		*
1200.0			0.2	92	7.8	7.8		*
1202.0			0.2	94	7.8	7.8		*
1204.0			0.2	92	7.8	7.8		*
1206.0	5.4	96	0.2	90	7.8	7.9	D	*
1208.0	3.3	84	0.2	91	7.9	7.9	D	*
1210.0	6.2	123	0.2	90	7.9	7.9	C	*
1212.0	1.7	206	0.2	93	7.9	7.9	D	*
1214.0			0.2	100	7.8	7.9		*
1216.0			0.2	106	7.8	7.9		*
1218.0	1.9	77	0.2	113	7.9	8.0	B	*
1220.0	3.0	119	0.2	119	8.0	8.1	B	*
1222.0	4.5	71	0.2	123	8.0	8.1	B	*
1224.0	10.5	97	0.2	122	7.9	8.1	D	*
1226.0	4.0	230	0.2	117	7.8	8.0	B	*
1228.0	8.9	338	0.2	110	7.9	8.1	B	*
1230.0			0.2	109	7.8	7.9		*
1232.0	10.9	165	0.2	116	7.7	7.8	D	*
1234.0	4.2	176	0.2	122	7.8	7.8	D	*
1236.0	6.7	178	0.3	128	7.3	7.8	B	*
1238.0			0.3	129	7.8	7.8		*
1240.0	3.1	110	0.3	127	7.8	7.9	D	*
1242.0	1.1	112	0.3	127	7.8	7.9	E	*
1244.0	1.8	70	0.3	130	7.7	7.9	D	*
1246.0	5.2	106	0.3	132	7.7	7.8	E	*
1248.0	4.7	92	0.3	130	7.8	7.8	B	*

\*\*\*\*\*



\*\*\*\*\*

\* FORMATION \* SURFHOLE \* QUAL. \*

\* ----- \* INDEX \*

\* DEPTH \* DIP \* CLP \* DRV. \* DEV. \* DIA# \* DIA# \* BEST \*

\* \* \* AZI. \* AZI. \* 1-3 \* 2-4 \* =A \*

\*\*\*\*\*

DEPTH	DIP	CLP	DRV.	DEV.	DIA#	DIA#	BEST
		AZI.		AZI.	1-3	2-4	=A
1251.0	2.3	141	0.3	124	7.8	7.9	D
1252.0	2.7	155	0.3	127	7.8	7.9	B
1254.0	4.1	174	0.3	126	7.9	7.9	B
1256.0	3.7	120	0.3	127	7.8	7.9	B
1258.0	7.4	119	0.3	124	7.9	7.9	D
1260.0	5.8	110	0.3	124	7.8	7.9	D
1262.0	4.6	89	0.3	122	7.9	7.9	B
1264.0	2.5	117	0.3	119	7.8	7.9	A
1266.0	0.5	96	0.3	117	7.8	7.9	A
1268.0	1.9	81	0.3	117	7.8	7.9	A
1270.0	2.3	51	0.3	114	7.8	7.9	A
1272.0	4.3	98	0.3	114	7.8	7.9	A
1274.0	3.5	39	0.3	116	7.8	7.9	B
1276.0	3.2	33	0.3	114	7.8	7.9	B
1278.0	5.2	59	0.3	114	7.9	7.9	A
1280.0	5.4	44	0.3	113	7.8	7.9	A
1282.0	0.4	30	0.3	113	7.8	7.9	A
1284.0	1.8	316	0.3	113	7.8	7.9	A
1286.0	1.7	334	0.2	116	7.8	7.9	C
1288.0	11.1	197	0.2	103	7.8	7.9	C
1290.0	10.2	202	0.2	101	7.8	7.9	A
1292.0	4.7	179	0.2	99	7.5	7.9	B
1294.0	7.5	180	0.2	96	7.7	7.9	A
1296.0	7.6	177	0.2	91	7.8	7.9	A
1298.0			0.2	34	7.7	7.9	
1300.0	8.0	307	0.2	84	7.7	7.9	C
1302.0	6.3	131	0.2	93	7.8	7.9	A
1304.0	3.9	159	0.2	95	7.8	7.9	A
1306.0	4.1	143	0.2	95	7.8	7.9	A
1308.0	2.3	137	0.2	94	7.8	7.9	B
1310.0	7.9	169	0.2	88	7.8	7.9	A
1312.0	5.0	101	0.2	88	7.8	7.9	B
1314.0	5.6	110	0.2	90	7.8	7.9	A
1316.0	5.3	170	0.2	90	7.8	7.9	A
1318.0	2.6	124	0.1	85	7.8	7.9	B
1320.0	5.3	167	0.1	87	7.8	7.9	C
1322.0	13.0	161	0.1	85	7.8	7.9	C
1324.0	14.5	175	0.1	85	7.8	7.9	C
1326.0	3.4	111	0.3	9	7.8	7.9	A
1328.0	3.8	111	0.3	0	7.8	7.9	A

\*\*\*\*\*



\*\*\*\*\*

\* FORMATION \* REPEROLE \* QUAL \* \*

\*-----\*-----\*-----\*-----\* INDEX \*

\* DEPTH \* DIP \* PIP \* \* DEV. \* DEV. \* DIA. \* DIA. \* \* BEST \* \*

\* \* AZI. \* \* AZI. \* 1-3 \* 2-4 \* \* =A \* \*

\*\*\*\*\*

\* \* \* \* \*

DEPTH	DIP	PIP	DEV.	DEV.	DIA.	DIA.	BEST	INDEX
		AZI.		AZI.	1-3	2-4	=A	
1330.0	5.1	112	0.0	0	7.5	7.9	A	*
1332.0	5.4	96	0.0	0	7.7	7.9	A	*
1334.0	5.2	65	0.0	0	7.7	7.9	A	*
1336.0	6.4	97	0.0	0	7.6	7.9	C	*
1338.0	4.7	136	0.0	0	7.7	7.9	C	*
1340.0	4.4	146	0.0	0	7.8	7.9	A	*
1342.0	4.5	133	0.0	0	7.7	8.0	A	*
1344.0	4.5	99	0.0	0	7.7	7.9	A	*
1346.0	7.3	155	0.0	0	7.7	7.9	A	*
1348.0	8.9	89	0.0	0	7.3	7.9	A	*
1350.0	11.6	110	0.0	0	7.3	7.9	A	*
1352.0	15.3	117	0.0	0	7.8	7.8	C	*
1354.0	9.1	177	0.0	0	7.9	7.8	A	*
1356.0	6.6	82	0.0	0	7.9	7.8	A	*
1358.0	5.0	27	0.0	0	7.9	7.9	A	*
1360.0	3.7	51	0.0	0	7.7	8.0	A	*
1362.0	4.1	112	0.0	0	7.7	7.9	A	*
1364.0	6.3	201	0.0	0	7.9	8.0	A	*
1366.0	6.5	222	0.0	0	7.8	7.9	A	*
1368.0	1.8	176	0.0	0	7.8	7.9	A	*
1370.0	4.7	129	0.0	0	7.6	7.9	A	*
1372.0			0.0	0	7.8	7.9		*
1374.0	5.5	193	0.0	0	7.2	7.9	A	*
1376.0	4.6	197	0.0	0	7.8	7.9	A	*
1378.0	1.4	193	0.0	0	7.9	7.9	A	*
1380.0	2.5	173	0.0	0	7.8	7.9	A	*
1382.0	2.0	168	0.0	0	7.8	7.9	A	*
1384.0	3.6	146	0.0	0	7.8	7.8	A	*
1386.0	4.2	141	0.0	0	7.8	7.8	A	*
1388.0	4.2	202	0.0	0	7.8	7.8	A	*
1390.0	4.3	197	0.0	0	7.3	7.2	E	*
1392.0	3.5	184	0.0	0	7.8	7.8	A	*
1394.0	3.7	164	0.0	0	7.8	7.2	A	*
1396.0	2.6	165	0.0	0	7.7	7.9	A	*
1398.0	2.6	96	0.0	0	7.6	7.9	A	*
1400.0	4.6	60	0.0	0	7.6	7.9	C	*
1402.0			0.0	0	7.7	7.8		*
1404.0	4.3	136	0.0	0	7.7	7.8	A	*
1406.0	4.6	152	0.0	0	7.6	7.8	A	*
1408.0	5.3	187	0.0	0	7.6	7.8	A	*

\*\*\*\*\*

\*\*\*\*\*

\*\*\*\*\*

\*\*\*\*\*

\*\*\*\*\*

\*\*\*\*\*

\*\*\*\*\*

\*\*\*\*\*

\*\*\*\*\*

\*\*\*\*\*

\*\*\*\*\*

\*\*\*\*\*

\*\*\*\*\*

\*\*\*\*\*

\*\*\*\*\*

\*\*\*\*\*

\*\*\*\*\*

\*\*\*\*\*

\*\*\*\*\*

\*\*\*\*\*

\*\*\*\*\*

\*\*\*\*\*

\*\*\*\*\*

\*\*\*\*\*

\*\*\*\*\*

\*\*\*\*\*

\*\*\*\*\*

\*\*\*\*\*

\*\*\*\*\*

\*\*\*\*\*

\*\*\*\*\*

\*\*\*\*\*

\*\*\*\*\*

\*\*\*\*\*

\*\*\*\*\*

\*\*\*\*\*

\*\*\*\*\*

\*\*\*\*\*

\*\*\*\*\*

\*\*\*\*\*

\*\*\*\*\*

\*\*\*\*\*

\*\*\*\*\*

\*\*\*\*\*

\*\*\*\*\*

\*\*\*\*\*

\*\*\*\*\*

\*\*\*\*\*

\*\*\*\*\*

\*\*\*\*\*

\*\*\*\*\*

\*\*\*\*\*

\*\*\*\*\*

\*\*\*\*\*

\*\*\*\*\*

\*\*\*\*\*

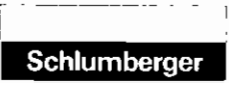
\*\*\*\*\*

\*\*\*\*\*

\*\*\*\*\*

\*\*\*\*\*

\*\*\*\*\*





\*\*\*\*\*

\* I OF EXPLORATION \* BUREAU \* QUAL. \*

\* ----- \* INDEX \*

\* DEPTH \* IIP \* OIP \* PER. \* DEV. \* DIAM \* OIAM \* BEST \*

\* \* \* AZI. \* AZI. \* (1-3 \* 2-4 \* =4 \*

\*\*\*\*\*

DEPTH	IIP	OIP	PER.	DEV.	DIAM	OIAM	BEST
		AZI.		AZI.	(1-3	2-4	=4
1490.0	2.7	30	0.0	J	7.5	7.4	A
1492.0			0.0	G	7.9	7.9	
1494.0	3.0	56	0.0	G	7.8	7.9	B
1496.0	3.7	152	0.0	G	7.8	8.0	B
1498.0	3.5	126	0.0	G	7.4	7.0	B
1500.0	1.3	65	0.0	G	7.9	7.9	B
1502.0	7.0	233	0.0	G	7.8	7.9	D
1504.0			0.0	G	7.7	7.9	
1506.0			0.0	L	7.8	7.8	
1508.0	6.0	32	0.0	G	7.5	7.9	D
1510.0	9.2	7	0.0	G	7.5	7.9	D
1512.0			0.0	G	7.4	7.9	
1514.0	7.5	135	0.0	G	7.5	7.9	C
1516.0	5.7	125	0.0	G	7.7	7.9	B
1518.0	9.2	136	0.0	G	7.4	7.9	C
1520.0	9.4	127	0.0	G	7.3	7.9	C
1522.0	7.5	101	0.0	G	7.4	7.9	E
1524.0	10.0	130	0.0	G	7.8	7.9	C
1526.0	3.8	100	0.0	G	7.5	7.9	A
1528.0	0.5	191	0.0	G	7.8	7.9	A
1530.0	1.1	200	0.0	G	7.5	7.9	E
1532.0	3.0	175	0.0	G	7.8	7.9	A
1534.0	6.0	152	0.0	G	7.3	7.9	B
1536.0	3.5	132	0.0	G	7.8	8.0	A
1538.0	2.3	150	0.0	G	7.5	7.9	B
1540.0	1.2	202	0.0	G	7.8	8.0	A
1542.0	1.0	243	0.0	G	7.7	8.0	A
1544.0	1.0	186	0.0	G	7.7	7.9	A
1546.0	1.3	192	0.0	G	7.4	7.9	B
1548.0	0.1	114	0.0	G	7.4	7.9	A
1550.0	7.7	122	0.0	G	7.8	7.9	A
1552.0	3.1	150	0.0	G	7.8	7.8	C
1554.0	6.7	106	0.0	G	7.5	7.8	C
1556.0			0.0	G	7.8	7.8	
1558.0			0.0	G	7.4	7.9	
1560.0	2.6	82	0.0	G	7.8	7.7	C
1562.0	3.6	26	0.0	G	7.3	7.5	A
1564.0	4.9	23	0.0	G	7.4	7.6	C
1566.0	1.7	102	0.0	G	7.4	7.9	E
1568.0	3.3	100	0.0	G	7.8	7.9	A

\*\*\*\*\*



\*\*\*\*\*

\* FORFALL \* BUPEHOLE \* QUAD \*

\*-----\*-----\* INDEX \*

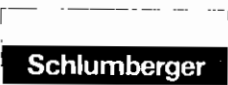
\* DEPTH \* OIP OIP \* REV. DEV. OIAP OIAP \* BEST \*

\* \* AZI. \* AZI. 1-3 2-4 \* =A \*

\*\*\*\*\*

DEPTH	OIP	OIP	REV.	DEV.	OIAP	OIAP	BEST
		AZI.		AZI.	1-3	2-4	=A
1650.0	11.2	160	0.0	0	7.7	8.0	A
1652.0	8.0	209	0.0	0	7.7	8.0	A
1654.0	7.4	214	0.0	0	7.7	8.0	A
1656.0	3.2	208	0.0	0	7.8	8.0	A
1658.0	2.3	152	0.0	0	7.8	8.2	C
1660.0	5.1	300	0.0	0	7.8	8.1	C
1662.0			0.0	0	7.9	8.1	
1664.0	4.7	223	0.0	0	7.8	8.1	C
1666.0	31.1	10	0.0	0	7.7	8.1	B
1668.0	1.7	96	0.0	0	7.8	8.0	C
1670.0	0.7	250	0.0	0	7.8	8.0	A
1672.0	5.6	114	0.0	0	7.9	8.1	A
1674.0	5.8	120	0.0	0	8.0	8.2	B
1676.0	1.8	116	0.0	0	7.9	8.1	C
1678.0	2.1	128	0.0	0	7.8	8.1	A
1680.0	2.8	166	0.0	0	7.7	8.1	A
1682.0	4.3	191	0.0	0	7.7	8.1	A
1684.0	6.9	137	0.0	0	7.8	8.1	A
1686.0	1.3	111	0.0	0	7.3	8.0	A
1688.0	4.9	202	0.0	0	7.8	7.9	A
1690.0	5.8	203	0.0	0	7.8	7.9	A
1692.0	6.6	220	0.0	0	7.8	7.9	A
1694.0	5.7	227	0.0	0	7.8	7.9	C
1696.0	9.9	218	0.0	0	7.8	7.9	A
1698.0	0.2	134	0.0	0	7.7	7.8	C
1700.0	7.2	204	0.0	0	7.7	8.0	A
1702.0	8.6	170	0.0	0	7.7	8.0	A
1704.0	8.3	172	0.0	0	7.3	7.9	B
1706.0	12.9	180	0.0	0	7.8	7.9	A
1708.0	7.9	192	0.0	0	7.8	7.9	A
1710.0	6.8	218	0.0	0	7.7	7.9	A
1712.0	6.1	216	0.0	0	7.7	7.9	A
1714.0	4.1	201	0.0	0	7.7	7.8	A
1716.0	4.0	196	0.0	0	7.8	7.9	B
1718.0	4.1	187	0.0	0	7.9	7.9	B
1720.0	3.3	192	0.0	0	7.8	7.8	A
1722.0	3.5	187	0.0	0	7.8	7.8	A
1724.0	4.4	194	0.0	0	7.8	7.9	A
1726.0	4.5	202	0.0	0	7.8	7.9	A
1728.0	5.0	178	0.0	0	7.8	7.9	A

\*\*\*\*\*







\*\*\*\*\*  
 \* FORMATION \* CORE LOGS \* QUAL \*  
 \* ----- \* INDEX \*  
 \* DEPTH \* DIP \* DEV. \* DEV. \* DIAM \* DIAM \* BEST \*  
 \* \* \* AZI. \* \* AZI. \* 1-3 \* 2-4 \* =A \*  
 \*\*\*\*\*

DEPTH	DIP	DIP AZI.	DEV.	DEV. AZI.	DIAM 1-3	DIAM 2-4	BEST =A
1682.0	4.4	198	0.0	0	7.6	6.0	A
1684.0	6.6	213	0.0	0	7.7	8.0	A
1686.0	0.9	122	0.0	0	7.8	7.9	A
1688.0	5.1	203	0.0	0	7.8	7.8	A
1690.0	5.8	204	0.0	0	7.8	7.8	A
1692.0	4.8	201	0.0	0	7.8	7.8	C
1694.0	7.3	221	0.0	0	7.8	7.9	A
1696.0	9.5	219	0.0	0	7.7	7.9	C
1698.0			0.0	0	7.7	7.9	
1700.0	4.6	195	0.0	0	7.7	7.9	A
1702.0	4.2	206	0.0	0	7.7	7.9	C
1704.0	3.3	235	0.0	0	7.7	7.9	C
1706.0	10.1	174	0.0	0	7.7	7.8	C
1708.0	7.6	195	0.0	0	7.9	7.8	A
1710.0	6.7	216	0.0	0	7.7	7.8	A
1712.0	5.9	212	0.0	0	7.7	7.8	A
1714.0	4.0	204	0.0	0	7.8	7.9	A
1716.0	3.9	202	0.0	0	7.7	7.8	A
1718.0	4.2	199	0.0	0	7.7	7.8	A
1720.0	3.3	206	0.0	0	7.7	7.8	A
1722.0	3.2	196	0.0	0	7.7	7.8	A
1724.0	4.5	195	0.0	0	7.7	7.8	A
1726.0	1.7	202	0.0	0	7.7	7.8	A
1728.0	2.5	243	0.0	0	7.7	7.8	D
1730.0	0.9	148	0.0	0	7.7	7.8	D
1732.0	1.5	121	0.0	0	7.6	7.6	D
1734.0	10.8	98	0.0	0	7.5	7.2	D
1736.0	7.2	203	0.0	0	7.8	7.9	D
1738.0	8.9	229	0.0	0	7.8	7.0	B
1740.0	6.7	234	0.0	0	7.4	6.9	B
1742.0	3.3	219	0.0	0	7.1	6.9	D
1744.0	8.3	187	0.0	0	7.4	6.8	D
1746.0	13.5	182	0.0	0	7.2	6.7	B
1748.0	3.5	156	0.0	0	6.6	6.1	D
1750.0	0.5	101	0.0	0	6.2	5.7	B
1752.0	1.0	284	0.0	0	6.2	5.7	D
1754.0			0.0	0	6.2	5.7	
1756.0			0.0	0	6.2	5.7	
1758.0			0.0	0	6.2	5.7	
1760.0	10.9	207	0.0	0	6.2	5.7	D



\*\*\*\*\*

\* FOREIGN \* OFFICE \* QUAL \* \*

\*-----\*-----\*-----\* INDEX \*

\* OFFIC \* CIP \* LEV. \* DEVI. \* DIA: \* DIA: \* BEST \*

\* \* AZI. \* AZI. \* 1-3 \* 2-4 \* =A \*

\*\*\*\*\*

+ \* \*

+ 1762.0 0.0 238 0.0 0 6.2 5.7 A \*

+ 1764.0 6.5 246 0.0 0 6.2 5.7 A \*

+ 1766.0 8.5 245 0.0 0 6.2 5.7 A \*

+ 1768.0 4.8 249 0.0 0 6.2 5.7 A \*

+ 1771.0 2.5 250 0.0 0 6.2 5.7 A \*

+ 1772.0 6.7 224 0.0 0 6.2 5.7 B \*

+ 1774.0 3.2 324 0.0 0 6.2 5.7 B \*

+ 1776.0 4.6 344 0.0 0 6.2 5.7 A \*

+ 1778.0 4.1 349 0.0 0 6.2 5.7 A \*

+ 1780.0 2.7 248 0.0 0 6.2 5.7 A \*

+ 1782.0 2.0 292 0.0 0 6.2 5.7 B \*

+ 1784.0 1.3 280 0.0 0 6.2 5.7 A \*

+ 1786.0 4.1 229 0.0 0 6.2 5.7 A \*

+ 1788.0 6.0 225 0.0 0 6.2 5.7 A \*

+ 1791.0 6.3 237 0.0 0 6.2 5.7 C \*

+ 1792.0 6.7 235 0.0 0 6.2 5.7 A \*

+ 1794.0 3.5 224 0.0 0 6.2 5.7 A \*

+ 1796.0 6.9 177 0.0 0 6.2 5.7 A \*

+ 1798.0 2.4 171 0.0 0 6.2 5.7 B \*

+ 1800.0 4.4 215 0.0 0 6.2 5.7 B \*

+ 1802.0 4.2 260 0.0 0 6.2 5.7 A \*

+ 1804.0 3.5 238 0.0 0 6.2 5.7 C \*

+ 1806.0 5.4 228 0.0 0 6.2 5.7 B \*

+ 1808.0 3.0 232 0.0 0 6.2 5.7 A \*

+ 1810.0 3.3 241 0.0 0 6.2 5.7 A \*

+ 1812.0 3.9 236 0.0 0 6.2 5.7 A \*

+ 1814.0 0.5 231 0.0 0 6.2 5.7 F \*

+ 1816.0 7.5 211 0.0 0 6.2 5.7 A \*

+ 1818.0 7.6 215 0.0 0 6.2 5.7 A \*

+ 1820.0 5.1 215 0.0 0 6.2 5.7 A \*

+ 1822.0 3.5 207 0.0 0 6.2 5.7 A \*

+ 1824.0 0.0 0 6.2 5.7 \*

+ 1826.0 11.7 254 0.0 0 6.2 5.7 D \*

+ 1828.0 14.5 238 0.0 0 6.2 5.7 D \*

+ 1830.0 6.1 182 0.0 0 6.2 5.7 A \*

+ 1832.0 6.2 188 0.0 0 6.2 5.7 A \*

+ 1834.0 4.4 210 0.0 0 6.2 5.7 A \*

+ 1836.0 4.3 206 0.0 0 6.2 5.7 A \*

+ 1838.0 5.4 205 0.0 0 6.2 5.7 B \*

+ 1840.0 4.5 204 0.0 0 6.2 5.7 A \*

\*\*\*\*\*



*****									
* FORMATION * COREHOLE * QUAD. *									
* INDEX *									
DEPTH	DTF	RIP	DEV.	DEV.	DIAM	DIAM	BEST	*	
		AZI.		AZI.	1-3	2-4	=A	*	
*****									
1842.0	3.3	178	0.0	0	6.2	5.7	A	*	
1844.0			0.0	0	6.2	5.7		*	
1846.0			0.0	0	6.2	5.7		*	
1848.0	4.7	168	0.0	0	6.2	5.7	A	*	
1850.0	5.2	199	0.0	0	6.2	5.7	A	*	
1852.0	5.4	181	0.0	0	6.2	5.7	A	*	
1854.0	5.5	173	1.0	0	6.2	5.7	A	*	
1856.0	6.8	182	0.0	0	6.2	5.7	A	*	
1858.0	3.4	118	0.0	0	6.2	5.7	A	*	
1860.0	0.6	268	0.0	0	6.2	5.7	A	*	
1862.0	3.6	307	0.0	0	6.2	5.7	A	*	
1864.0	1.2	152	0.0	0	6.2	5.7	A	*	
1866.0			0.0	0	6.2	5.7		*	
1868.0	6.5	193	0.0	0	6.2	5.7	A	*	
*****									



PERICHOLO ENERGY CORP.

LONGVIEW FIBRE 423-36

SUMMARY

DEPTH	DIP	DIP	DELV	DELV	DIAM	DIAM	QUAL	
		AZIM		AZIM	1-3	2-4		
TOP	370.00	59.7	309.	1.2	279.	8.0	8.1	*
FOOTING	1868.00	2.7	149.	0.3	352.	7.7	7.9	A
TOP	1677.00	4.4	198.	0.6	0.	7.6	8.6	A
FOOTING	1868.00	6.5	193.	0.6	0.	6.2	5.7	A