CSU

RAW DIPMETER

COMPANY: REICHHOLD ENERGY CORPORATION
WELL: LONGVIEW FIBRE #23-36
FIELD: MIST
COUNTY: COLUMBIA
STATE: OREGON
LOCATION: 2582.63 NORTH & 470.34 WES
SOUTH 1/4 CORNER
SEC: 36 TWP: 6N RGE: 5W

OTHER SERVICES-
SONIC
FDC/CNL/GR
DIL

PERMANENT DATUM: GL
ELEV. OF PERM. DATUM: 588.0 F
LOG MEASURED FROM: KB
12.0 F ABOVE PERM. DATUM
DRLG. MEASURED FROM: KB

ELEVATIONS-
KB: 600.0 F
DF:
GL: 588.0 F

PROGRAM
TAPE NO: 26.2
SERVICE
ORDER NO: 432182

DATE: 10 DEC 84
RUN NO: 1

DEPTH-DRILLER: 1879.0 F
DEPTH-LOGGER: 1876.0 F
BTM. LOG INTERVAL: 1870.0 F
TOP LOG INTERVAL: 353.0 F
CASING-DRILLER: 341 F
CASING-LOGGER: 353 F
CASING: 8 5/8"
BIT SIZE: 7 7/8"
DEPTH: 1879 F

RECEIVED - PTLD
FEB 7 1985
DEPT. OF GEOLOGY & MINERAL INDUS.

TYPE FLUID IN HOLE: GEL/LIGNO.
DENSITY: 11.3 LB/G
VISCOSITY: 53.0 S
PH: 8.5
FLUID LOSS: 5.4 C3
SOURCE OF SAMPLE: FLOWLINE
RM: 2.010 OHMM AT 60.0 DEGF
RMF: 2.300 OHMM AT 45.0 DEGF
RMC: 3.130 OHMM AT 45.0 DEGF
SOURCE RMF/RMC: MEAS/MEAS
RM AT BHT: 1.103 OHMM AT 115. DEGF
RMF AT BHT: .980 OHMM AT 115. DEGF
RMC AT BHT: 1.334 OHMM AT 115. DEGF

TIME CIRC. STOPPED: 15:00 12-10
TIME LOGGER ON BTM.: 01:15 12-11

MAX. REC. TEMP: 115.0 DEGF

LOGGING UNIT NO: 8178
LOGGING UNIT LOC: SACRAMENTO
RECORDED BY: SUTER
WITNESSED BY: ALGER

REMARKS:

EQUIPMENT NUMBERS-

DAM 3882 HDS 869

ALL INTERPRETATIONS ARE OPINIONS BASED ON INFERENCES FROM ELECTRICAL OR OTHER MEASUREMENTS AND WE CANNOT, AND DO NOT GUARANTEE THE ACCURACY OR CORRECTNESS OF ANY INTERPRETATIONS, AND WE SHALL NOT, EXCEPT IN THE CASE OF GROSS OR WILLFUL NEGLIGENCE ON OUR PART, BE LIABLE OR RESPONSIBLE FOR ANY LOSS, COSTS, DAMAGES OR EXPENSES INCURRED OR SUSTAINED BY ANYONE RESULTING FROM ANY INTERPRETATION MADE BY ANY OF OUR OFFICERS, AGENTS OR EMPLOYEES. THESE INTERPRETATIONS ARE ALSO SUBJECT TO OUR GENERAL TERMS AND CONDITIONS AS SET OUT IN OUR CURRENT PRICE SCHEDULE.

FILE 11 10-DEC-84 00:34
DATA ACQUIRED 10-DEC-84 19:27

CHANGED PARAMETERS

NAME	VALUE	UNIT	DEPTH (F)	NAME	VALUE	UNIT	DEPTH (F)

DEVI(DEG)
-1.000 9.0000
RB (DEG)
-40.00 360.00
AZIM(DEG)
-40.00 360.00

C2 (IN)
26.000 6.0000
C1 (IN)
26.000 6.0000

FILE
9

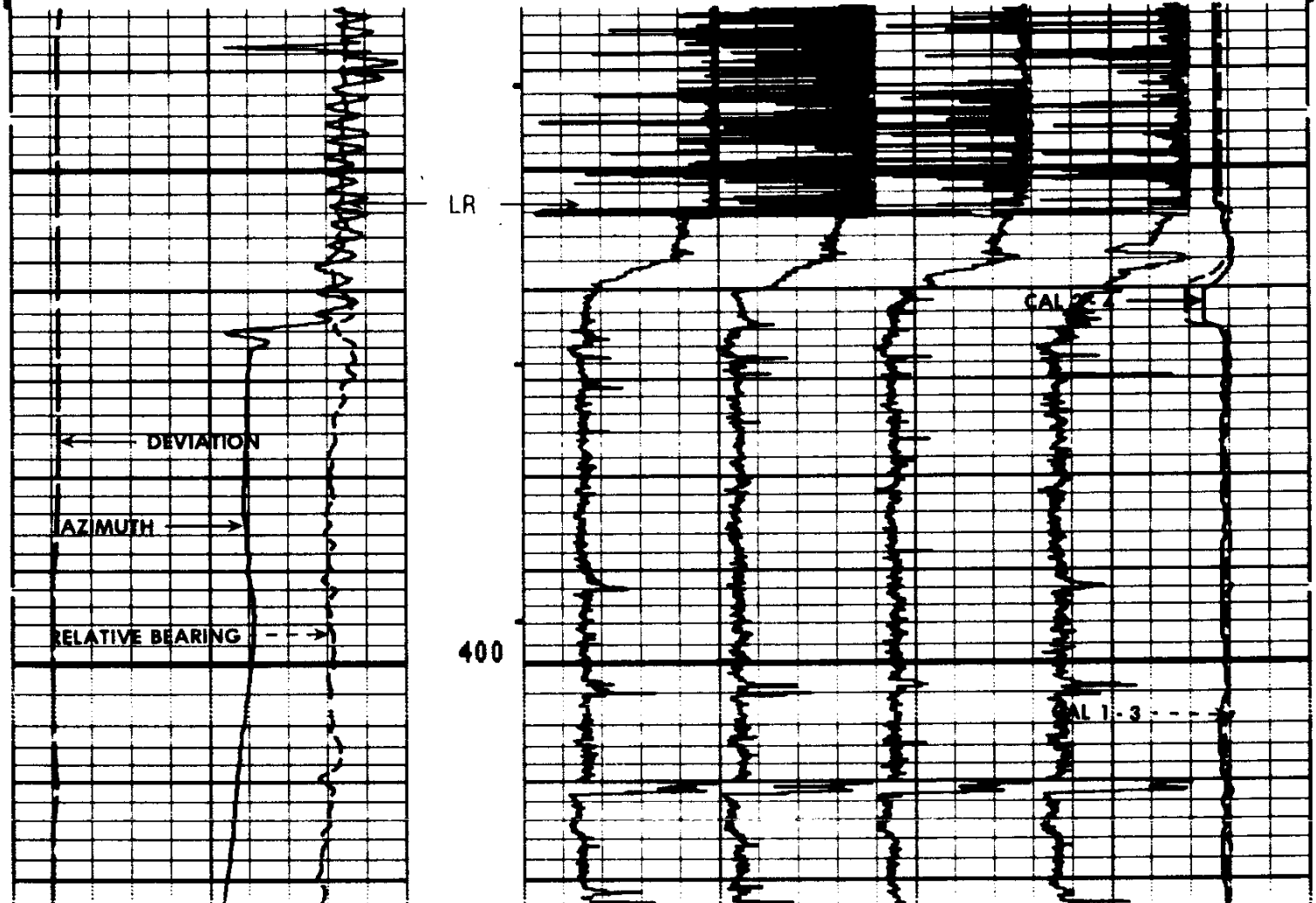

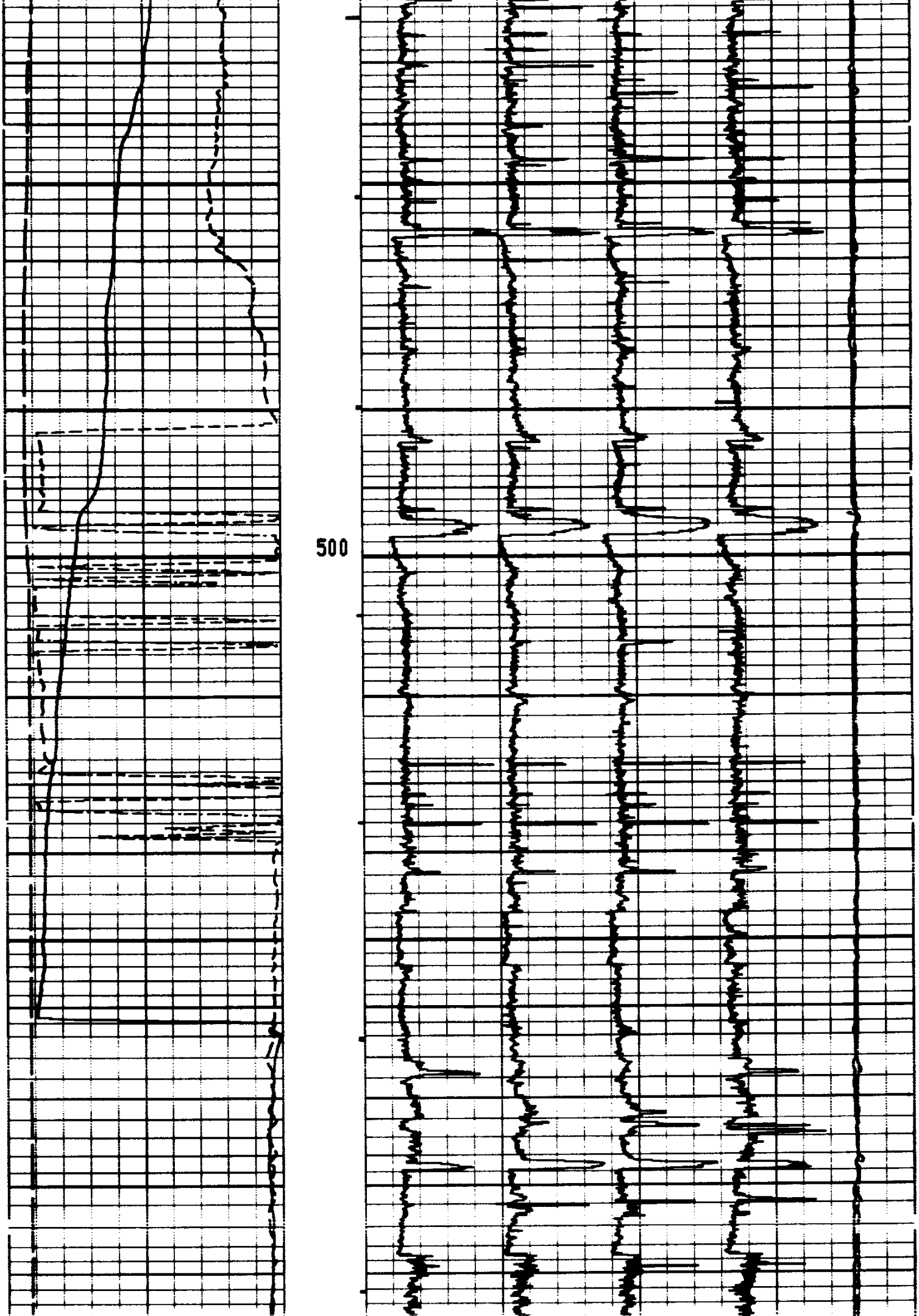

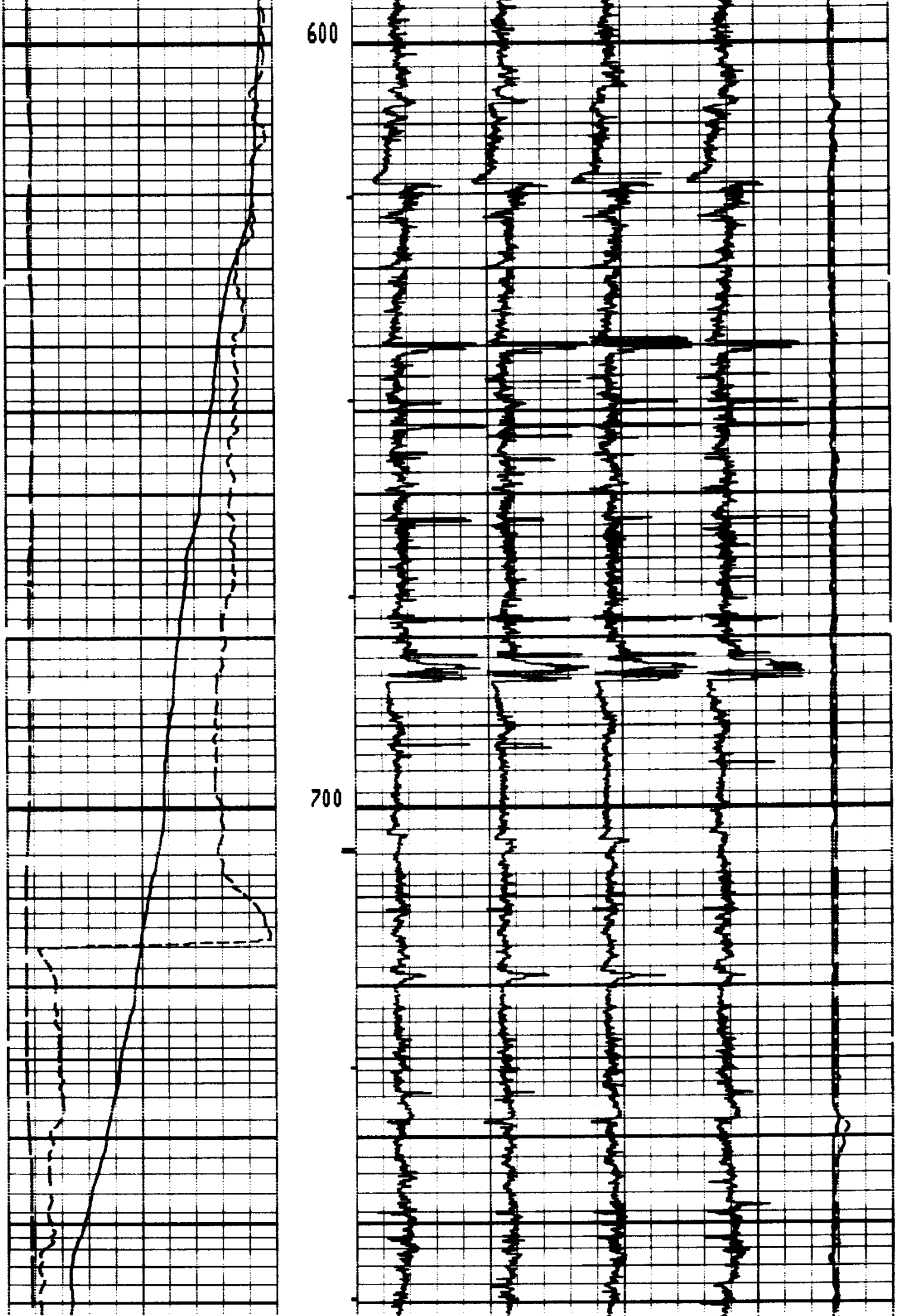

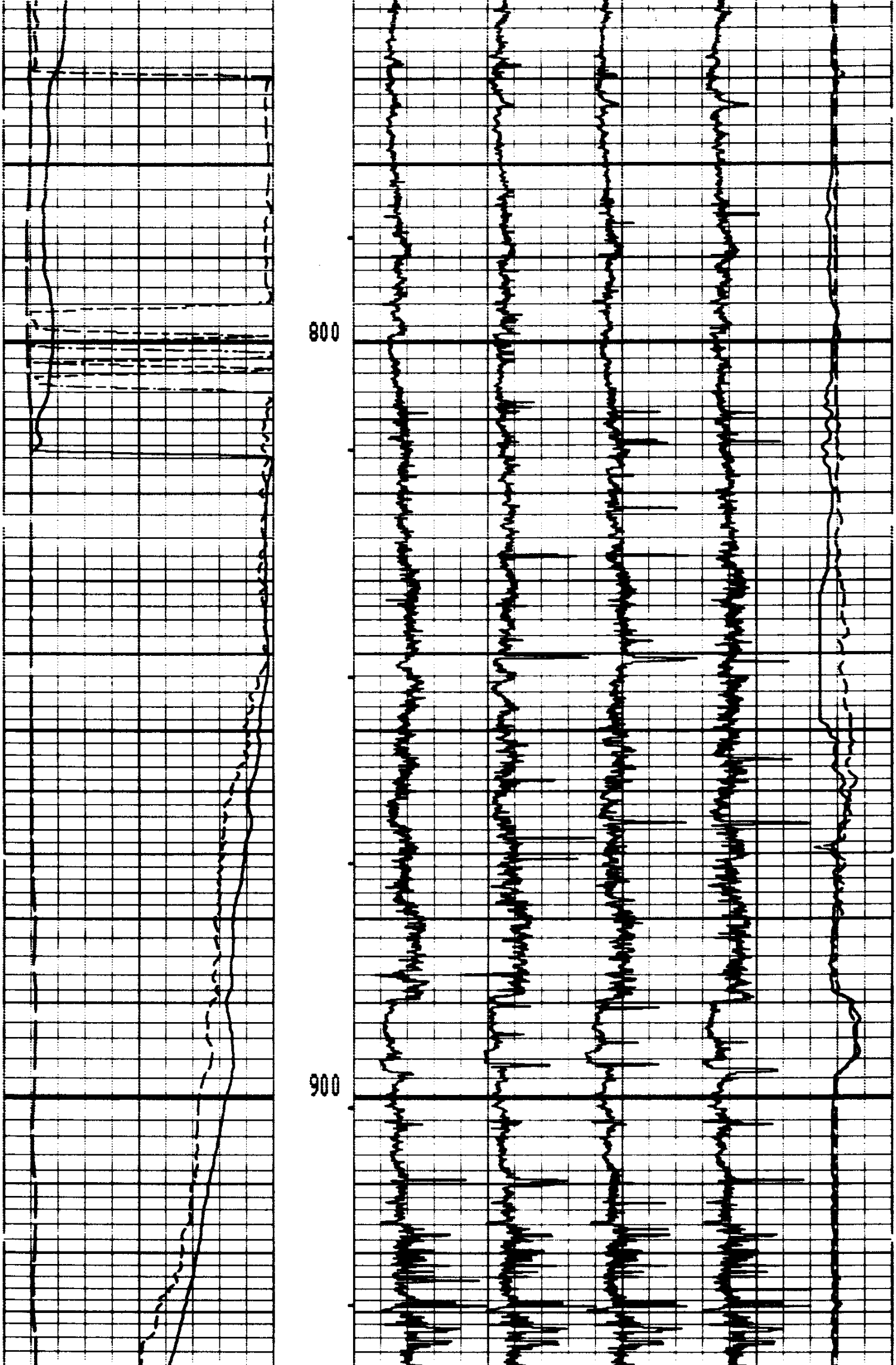

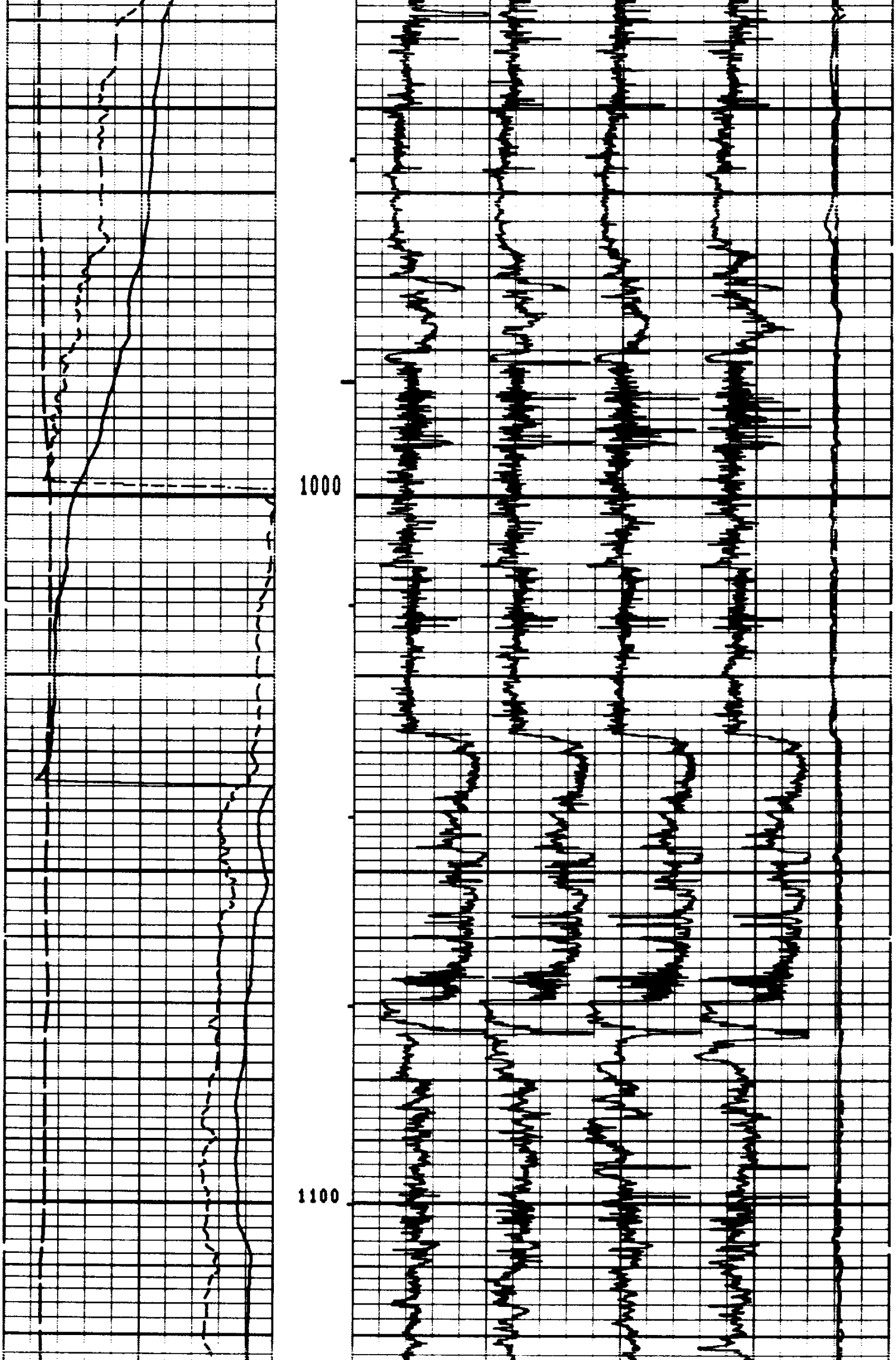

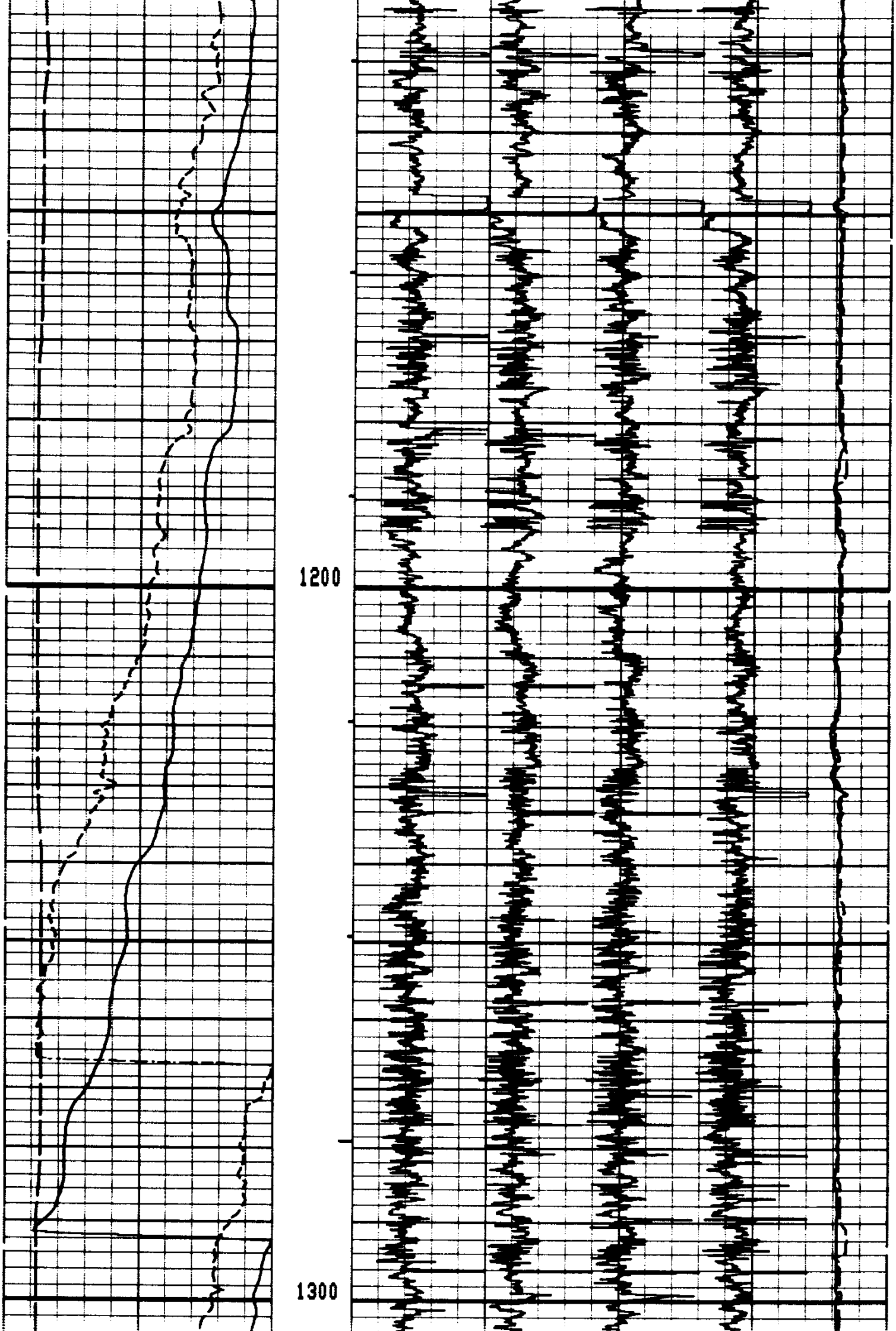

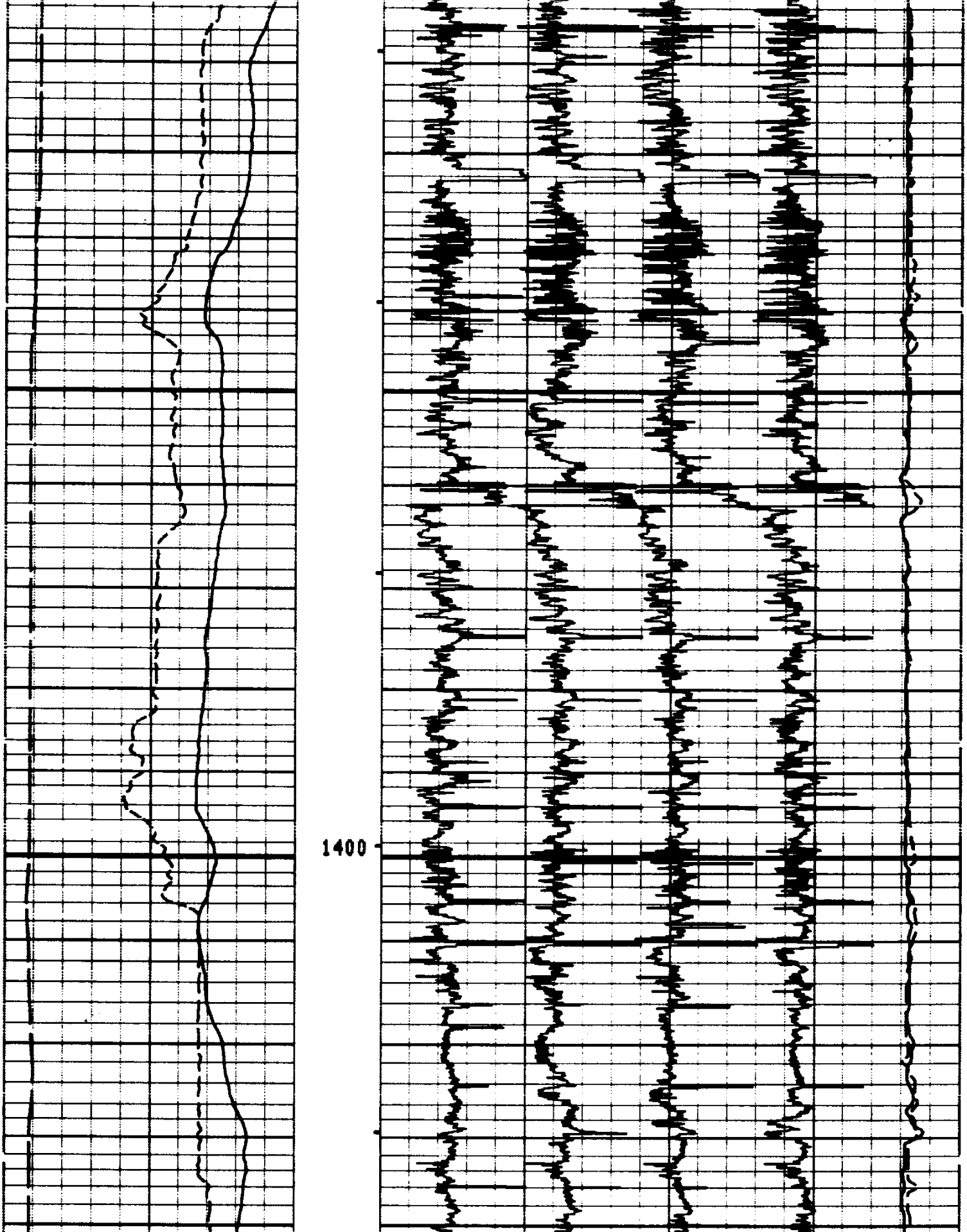

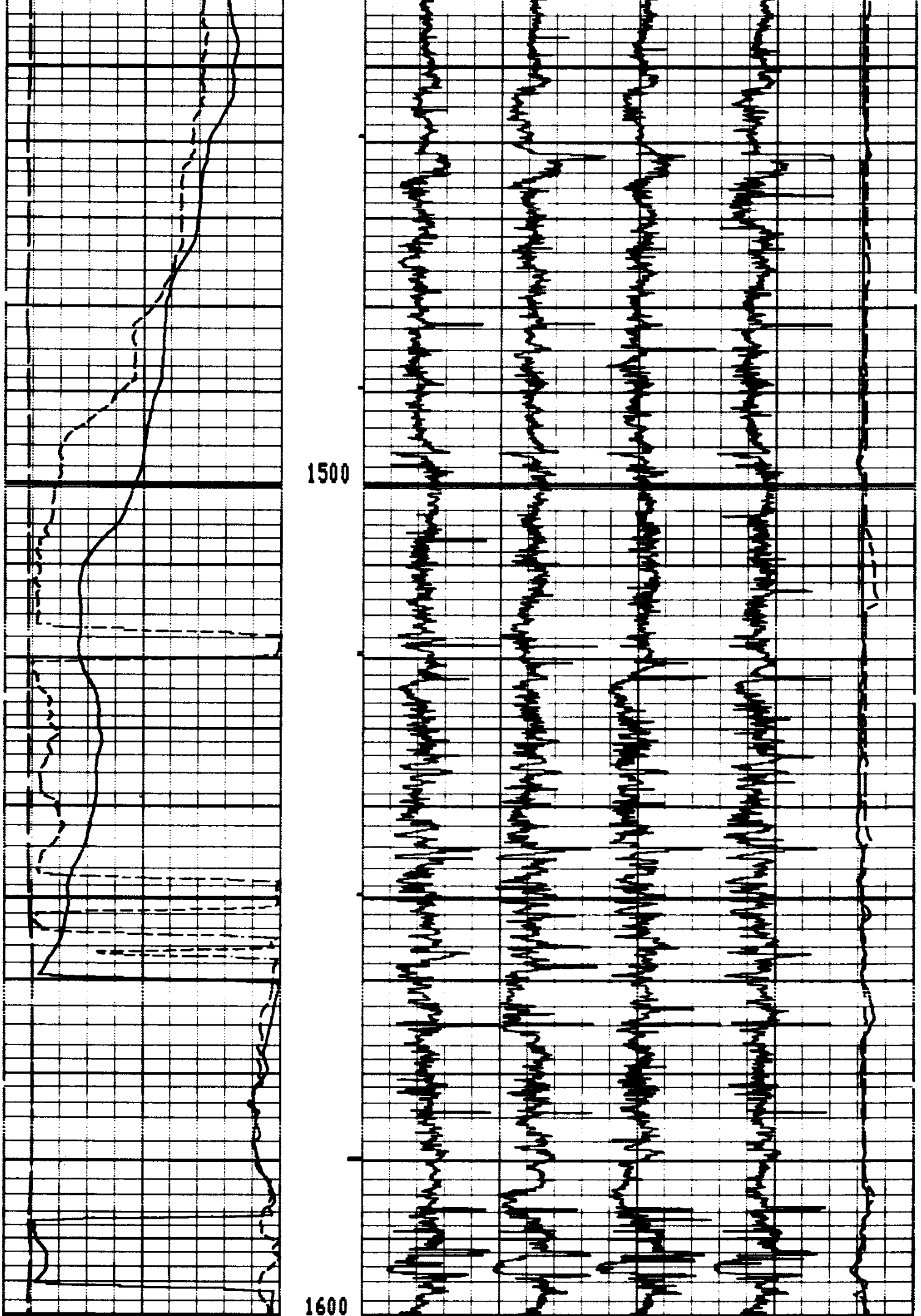

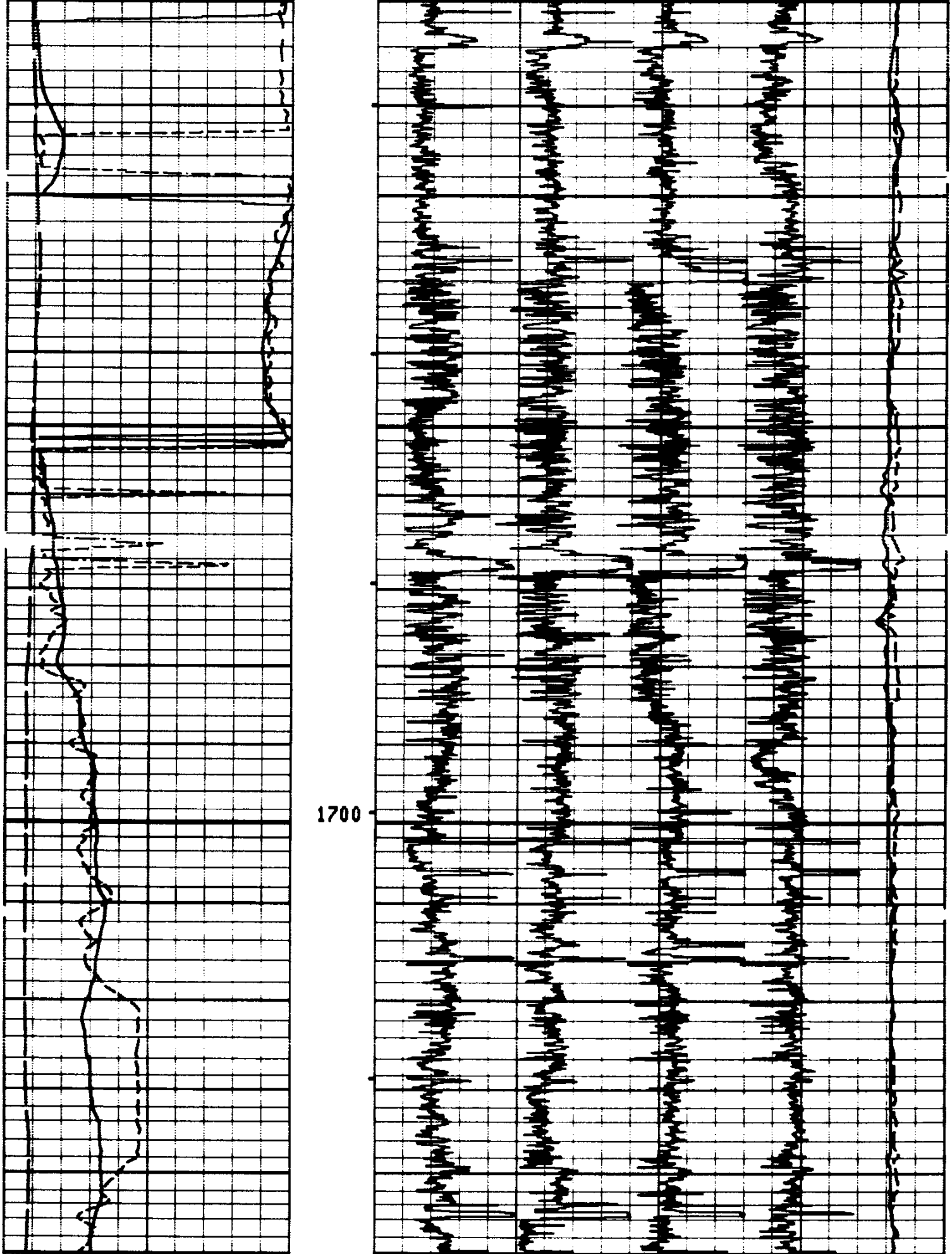

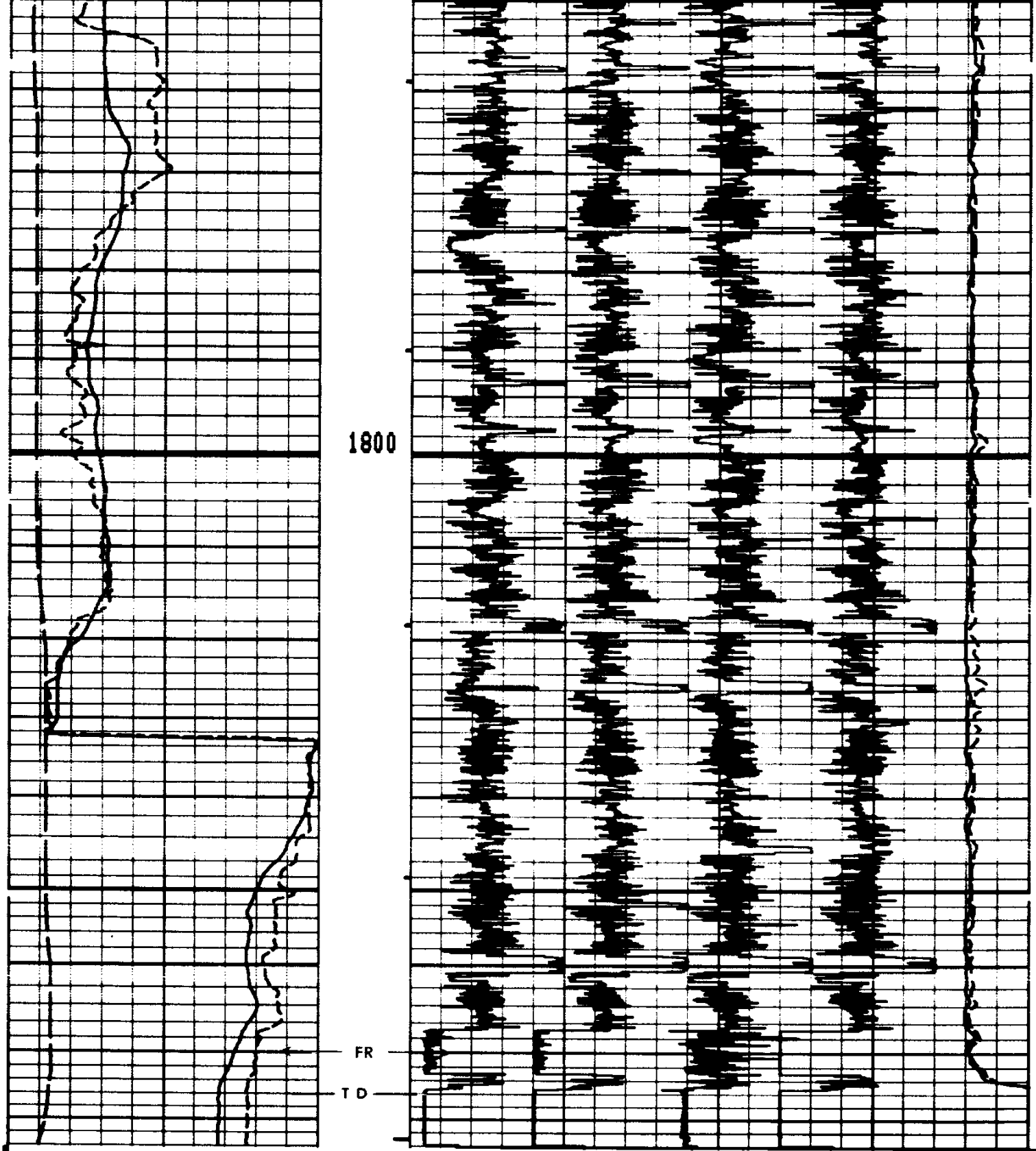

FILE

9

DEVI(DEG)	
-1.000	9.0000
RB (DEG)	
-40.00	360.00
AZIM(DEG)	
-40.00	360.00

C2 (IN)	
26.000	6.0000
C1 (IN)	
26.000	6.0000

SENSOR MEASURE POINT TO TENSION REFERENCE POINT

RB	.0	FEET	AZIM	.0	FEET
FEP1	.0	FEET	DEVI	.0	FEET
REFE	.0	FEET	FEP2	.0	FEET
EMEX	.0	FEET	RC	.0	FEET
C2	.0	FEET	C1	.0	FEET
RC2	.0	FEET	RC1	.0	FEET
TEMP	.0	FEET	PP	.0	FEET
FC0	.0	FEET	TENS	.0	FEET
FC2	.0	FEET	FC1	.0	FEET
FC4	.0	FEET	FC3	.0	FEET
SHDT	.0	FEET			

PARAMETERS

NAME	VALUE	UNIT	NAME	VALUE	UNIT
PVUM	1.00000		BS	7.87500	IN
STYP	HDSD		MCT	36	DEG
DD	0.0	F	BHS	OPEN	

CHANGED PARAMETERS

NAME	VALUE	UNIT	DEPTH (F)	NAME	VALUE	UNIT	DEPTH (F)

DEVI(DEG)
-1.000 9.0000
RB (DEG)
-40.00 360.00
AZIM(DEG)
-40.00 360.00

C2 (IN)
26.000 6.0000
C1 (IN)
26.000 6.0000

FILE
8

REPEAT SECTION

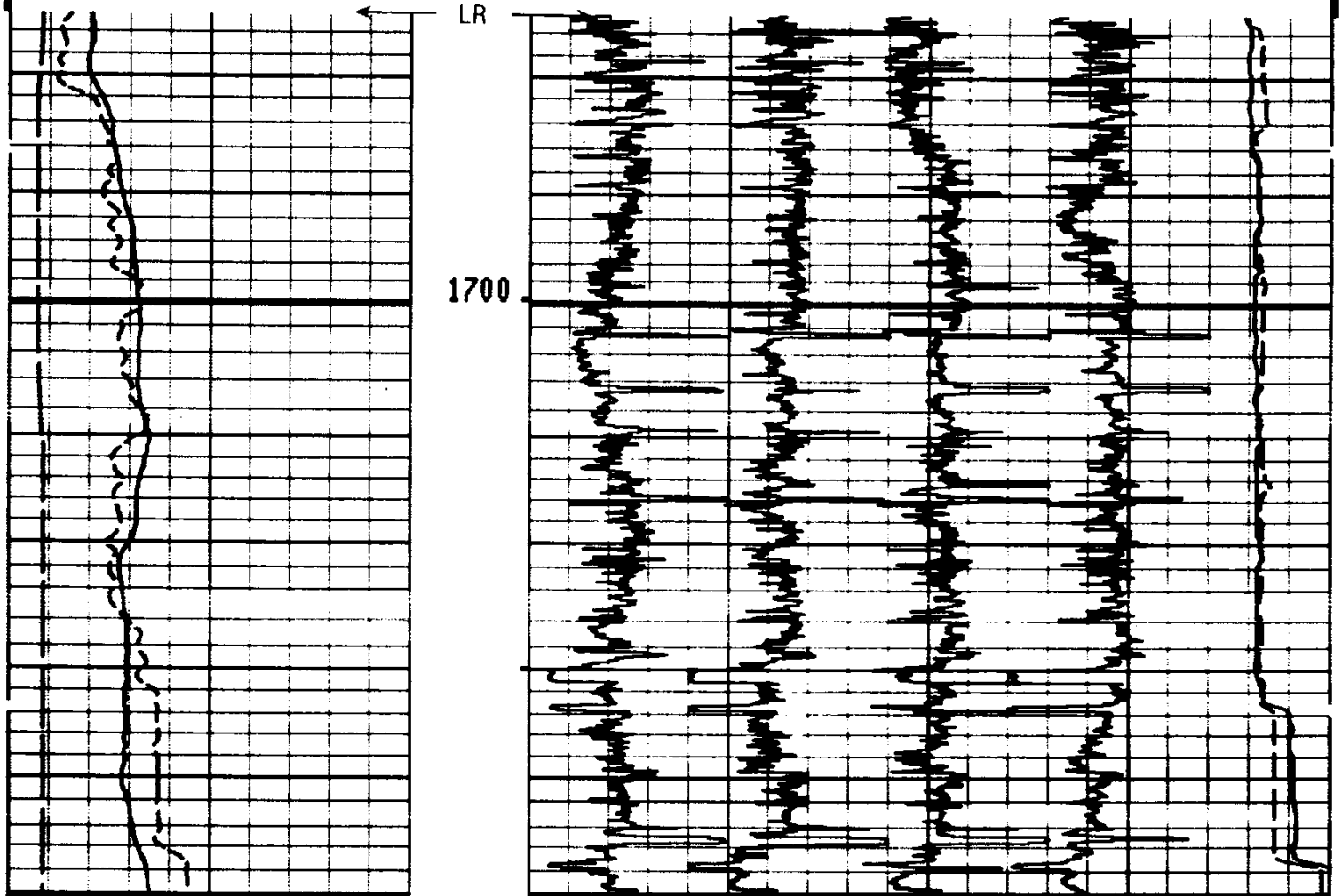

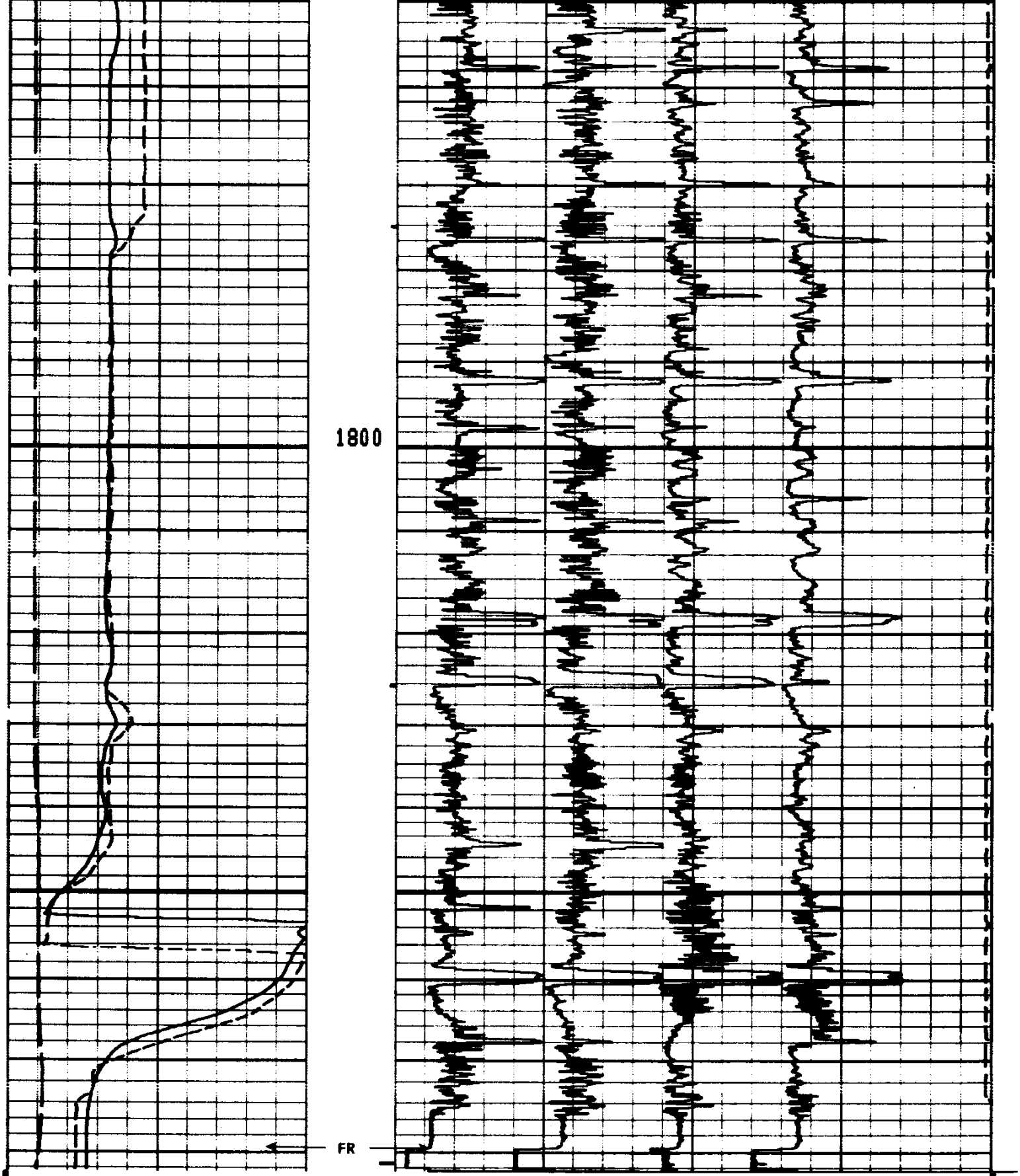

FILE

8

DEVI(DEG)
-1.000 9.0000

RB (DEG)
-40.00 360.00

AZIM(DEG)
-40.00 360.00

C2 (IN)
26.000 6.0000

C1 (IN)
26.000 6.0000

SENSOR MEASURE POINT TO TENSION REFERENCE POINT

RB	.0	FEET	AZIM	.0	FEET
FEP1	.0	FEET	DEVI	.0	FEET
REFE	.0	FEET	FEP2	.0	FEET
EMEX	.0	FEET	RC	.0	FEET
C2	.0	FEET	C1	.0	FEET
RC2	.0	FEET	RC1	.0	FEET
TEMP	.0	FEET	PP	.0	FEET
FC0	.0	FEET	TENS	.0	FEET
FC2	.0	FEET	FC1	.0	FEET
FC4	.0	FEET	FC3	.0	FEET
SHDT	.0	FEET			

PARAMETERS

NAME	VALUE	UNIT	NAME	VALUE	UNIT
PVUM	1.00000		BS	7.87500	IN
STYP	HDSD		MCT	36	DEG
DO	0.0	F	BHS	OPEN	

DEVI(DEG)	-1.000	9.0000
RB (DEG)	-40.00	360.00
AZIM(DEG)	-40.00	360.00
C2 (IN)	26.000	6.0000
C1 (IN)	26.000	6.0000

FILE

5

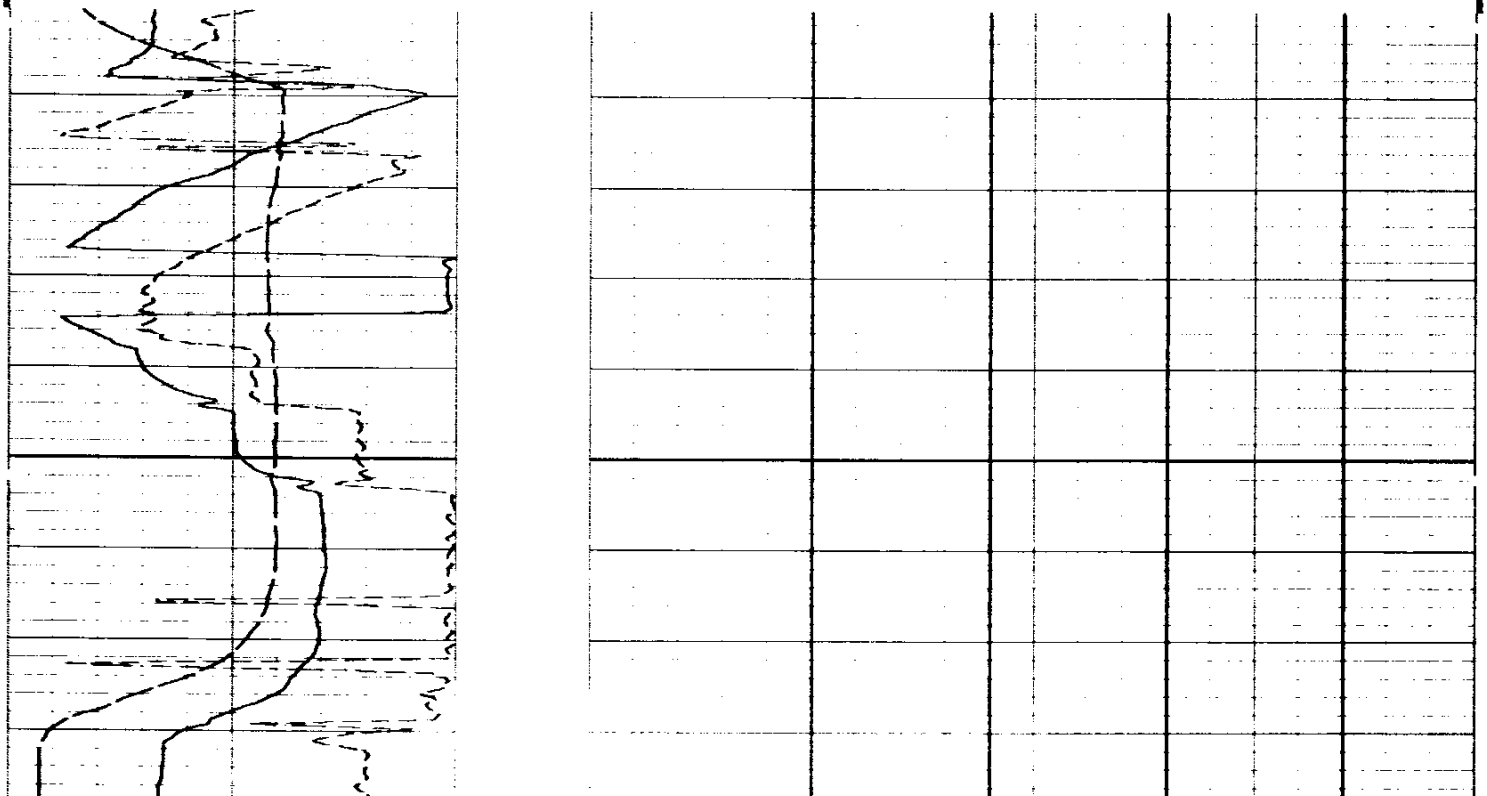

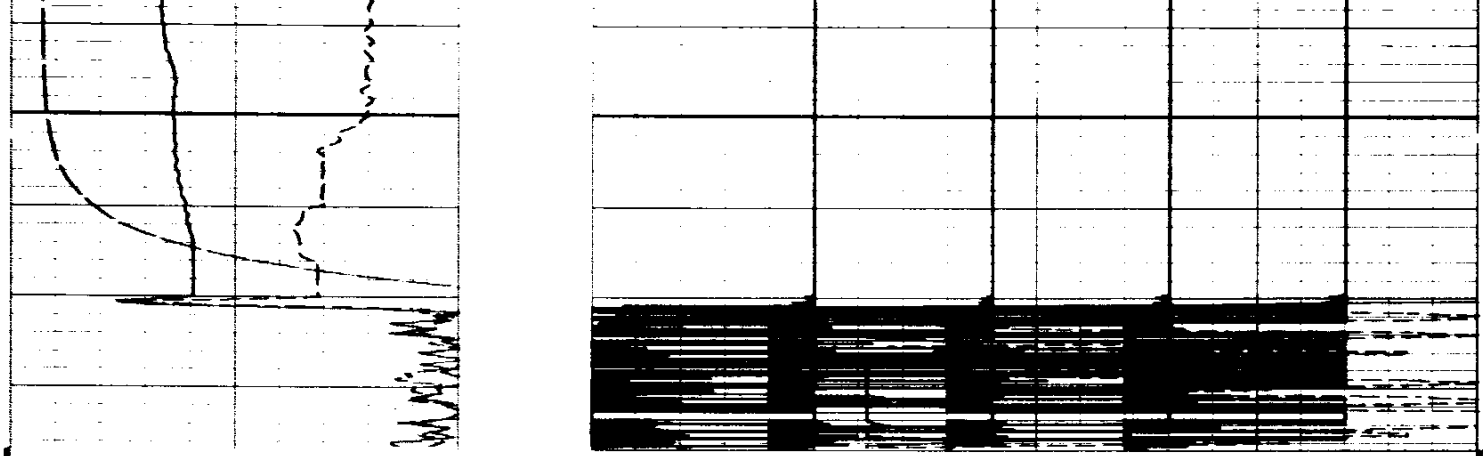

FILE

5

DEVI(DEG)	
-1.000	9.0000
RB (DEG)	
-40.00	360.00
AZIM(DEG)	
-40.00	360.00

C2 (IN)	
26.000	6.0000
C1 (IN)	
26.000	6.0000

SENSOR MEASURE POINT TO TENSION REFERENCE POINT

RB	.0	FEET	AZIM	.0	FEET
FEP1	.0	FEET	DEVI	.0	FEET
REFE	.0	FEET	FEP2	.0	FEET
EMEX	.0	FEET	RC	.0	FEET
C2	.0	FEET	C1	.0	FEET
RC2	.0	FEET	RC1	.0	FEET
TEMP	.0	FEET	PP	.0	FEET
FC0	.0	FEET	TENS	.0	FEET
FC2	.0	FEET	FC1	.0	FEET
FC4	.0	FEET	FC3	.0	FEET
SHDT	.0	FEET			

PARAMETERS

NAME	VALUE	UNIT	NAME	VALUE	UNIT
PVUM	1.00000		BS	7.87500	IN
STYP	HDSD		MCT	36	DEG
DO	0.0	F	BHS	OPEN	

DEVI(DEG)	
-1.000	9.0000
RB (DEG)	
-40.00	360.00
AZIM(DEG)	
-40.00	360.00

C2 (IN)	
26.000	6.0000
C1 (IN)	
26.000	6.0000

FILE

4

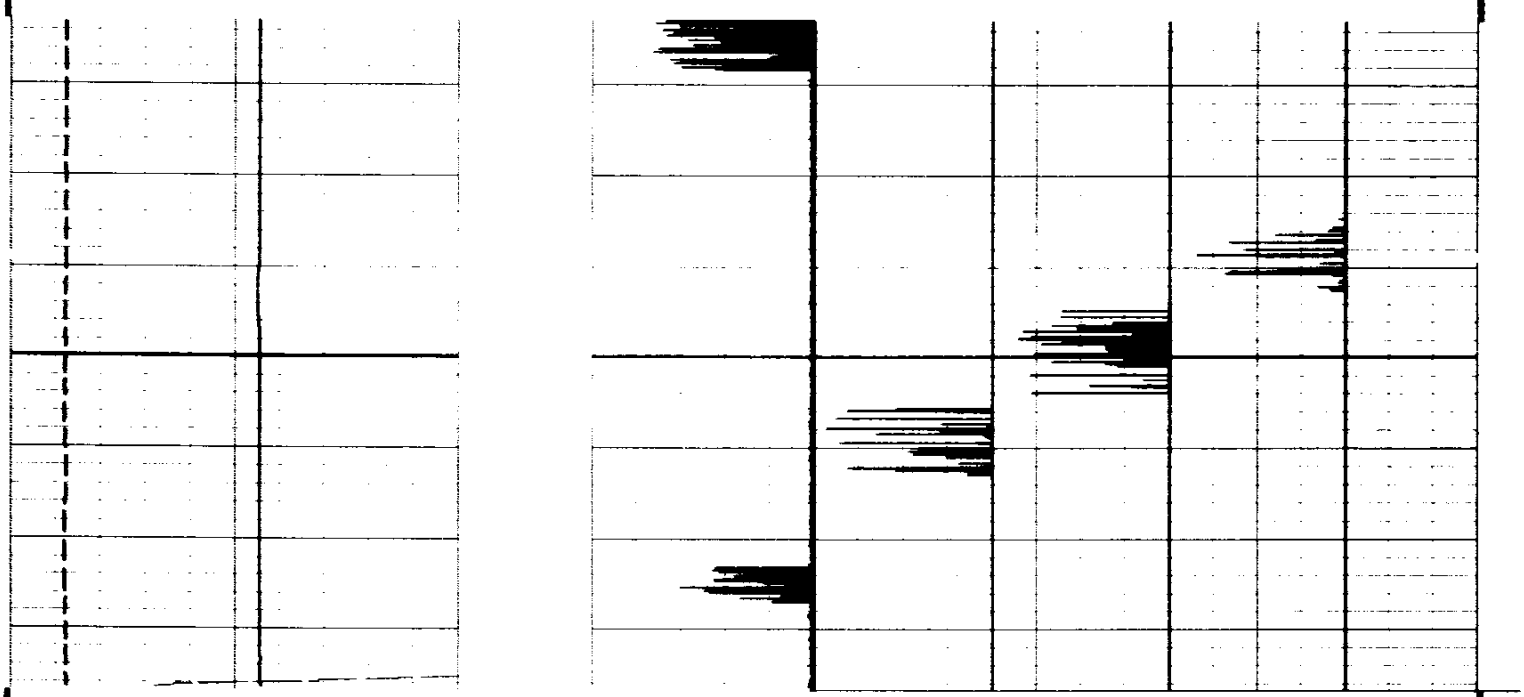

FILE

4

DEVI(DEG)		C2 (IN)	
-1.000	9.0000		
RB (DEG)			
-40.00	360.00	26.000	6.0000
AZIM(DEG)		C1 (IN)	
-40.00	360.00	26.000	6.0000

SENSOR MEASURE POINT TO TENSION REFERENCE POINT

RB	.0	FEET	AZIM	.0	FEET
FEP1	.0	FEET	DEVI	.0	FEET
REFE	.0	FEET	FEP2	.0	FEET
EMEX	.0	FEET	RC	.0	FEET
C2	.0	FEET	C1	.0	FEET
RC2	.0	FEET	RC1	.0	FEET
TEMP	.0	FEET	PP	.0	FEET
FC0	.0	FEET	TENS	.0	FEET
FC2	.0	FEET	FC1	.0	FEET
FC4	.0	FEET	FC3	.0	FEET
SHDT	.0	FEET			

PARAMETERS

NAME	VALUE	UNIT	NAME	VALUE	UNIT
PVUM	1.00000		BS	7.87500	IN
STYP	HDSD		MCT	36	DEG
DO	0.0	F	BHS	OPEN	

BEFORE SURVEY CALIBRATION SUMMARY

PERFORMED: 84/12/11
PROGRAM FILE: HDT (VERSION 24.2 83/03/29)

HDTD CALIPER CALIBRATION SUMMARY

	MEASURED		CALIBRATED		
	SMALL	LARGE	SMALL	LARGE	UNITS
C1	8.0	12.6	8.0	12.0	IN
C2	8.3	12.8	8.0	12.0	IN

FILE

3